

## ANALYTICAL REPORT

Eurofins TestAmerica, Canton  
4101 Shuffel Street NW  
North Canton, OH 44720  
Tel: (330)497-9396

Laboratory Job ID: 240-112920-1  
Client Project/Site: Ford LTP Livonia MI - E203631

For:  
ARCADIS U.S., Inc.  
28550 Cabot Drive  
Suite 500  
Novi, Michigan 48377

Attn: Kristoffer Hinskey



Authorized for release by:  
5/31/2019 2:57:19 PM

Michael DelMonico, Project Manager I  
(330)497-9396  
[michael.delmonico@testamericainc.com](mailto:michael.delmonico@testamericainc.com)

### LINKS

Review your project  
results through  
**TotalAccess**

Have a Question?



Visit us at:  
[www.testamericainc.com](http://www.testamericainc.com)

*This report has been electronically signed and authorized by the signatory. Electronic signature is intended to be the legally binding equivalent of a traditionally handwritten signature.*

*Results relate only to the items tested and the sample(s) as received by the laboratory.*

# Table of Contents

Cover Page . . . . .	1
Table of Contents . . . . .	2
Definitions/Glossary . . . . .	3
Case Narrative . . . . .	4
Method Summary . . . . .	5
Sample Summary . . . . .	6
Detection Summary . . . . .	7
Client Sample Results . . . . .	8
Surrogate Summary . . . . .	9
QC Sample Results . . . . .	10
QC Association Summary . . . . .	13
Lab Chronicle . . . . .	14
Certification Summary . . . . .	15
Chain of Custody . . . . .	16



# Definitions/Glossary

Client: ARCADIS U.S., Inc.  
Project/Site: Ford LTP Livonia MI - E203631

Job ID: 240-112920-1

## Qualifiers

### GC/MS VOA

Qualifier	Qualifier Description
U	Indicates the analyte was analyzed for but not detected.
X	Surrogate is outside control limits

## Glossary

Abbreviation	These commonly used abbreviations may or may not be present in this report.
▫	Listed under the "D" column to designate that the result is reported on a dry weight basis
%R	Percent Recovery
CFL	Contains Free Liquid
CNF	Contains No Free Liquid
DER	Duplicate Error Ratio (normalized absolute difference)
Dil Fac	Dilution Factor
DL	Detection Limit (DoD/DOE)
DL, RA, RE, IN	Indicates a Dilution, Re-analysis, Re-extraction, or additional Initial metals/anion analysis of the sample
DLC	Decision Level Concentration (Radiochemistry)
EDL	Estimated Detection Limit (Dioxin)
LOD	Limit of Detection (DoD/DOE)
LOQ	Limit of Quantitation (DoD/DOE)
MDA	Minimum Detectable Activity (Radiochemistry)
MDC	Minimum Detectable Concentration (Radiochemistry)
MDL	Method Detection Limit
ML	Minimum Level (Dioxin)
NC	Not Calculated
ND	Not Detected at the reporting limit (or MDL or EDL if shown)
PQL	Practical Quantitation Limit
QC	Quality Control
RER	Relative Error Ratio (Radiochemistry)
RL	Reporting Limit or Requested Limit (Radiochemistry)
RPD	Relative Percent Difference, a measure of the relative difference between two points
TEF	Toxicity Equivalent Factor (Dioxin)
TEQ	Toxicity Equivalent Quotient (Dioxin)

# Case Narrative

Client: ARCADIS U.S., Inc.  
Project/Site: Ford LTP Livonia MI - E203631

Job ID: 240-112920-1

**Job ID: 240-112920-1**

**Laboratory: Eurofins TestAmerica, Canton**

**Narrative**

## CASE NARRATIVE

**Client: ARCADIS U.S., Inc.**

**Project: Ford LTP Livonia MI - E203631**

**Report Number: 240-112920-1**

With the exceptions noted as flags or footnotes, standard analytical protocols were followed in the analysis of the samples and no problems were encountered or anomalies observed. In addition all laboratory quality control samples were within established control limits, with any exceptions noted below. Each sample was analyzed to achieve the lowest possible reporting limit within the constraints of the method. In some cases, due to interference or analytes present at high concentrations, samples were diluted. For diluted samples, the reporting limits are adjusted relative to the dilution required.

Eurofins TestAmerica, Canton attests to the validity of the laboratory data generated by Eurofins TestAmerica facilities reported herein. All analyses performed by Eurofins TestAmerica facilities were done using established laboratory SOPs that incorporate QA/QC procedures described in the application methods. Eurofins TestAmerica's operations groups have reviewed the data for compliance with the laboratory QA/QC plan, and data have been found to be compliant with laboratory protocols unless otherwise noted below.

The test results in this report meet all NELAP requirements for parameters for which accreditation is required or available. Any exceptions to NELAP requirements are noted in this report. Pursuant to NELAP, this report may not be reproduced, except in full, without the written approval of the laboratory.

Calculations are performed before rounding to avoid round-off errors in calculated results.

All holding times were met and proper preservation noted for the methods performed on these samples, unless otherwise detailed in the individual sections below.

All solid sample results are reported on an "as received" basis unless otherwise indicated by the presence of a % solids value in the method header.

This laboratory report is confidential and is intended for the sole use of Eurofins TestAmerica and its client.

### **RECEIPT**

The sample was received on 5/18/2019 10:15 AM; the sample arrived in good condition, properly preserved and, where required, on ice. The temperature of the cooler at receipt was 1.0° C.

### **VOLATILE ORGANIC COMPOUNDS (GCMS)**

Sample MW-172S\_051319 (240-112920-1) was analyzed for volatile organic compounds (GCMS) in accordance with EPA SW-846 Method 8260B. The sample was analyzed on 05/22/2019.

No analytical or quality issues were noted, other than those described above or in the Definitions/Glossary page.

### **VOLATILE ORGANIC COMPOUNDS (GCMS SIM)**

Sample MW-172S\_051319 (240-112920-1) was analyzed for volatile organic compounds (GCMS SIM) in accordance with EPA SW-846 Method 8260B SIM. The sample was analyzed on 05/21/2019.

No analytical or quality issues were noted, other than those described above or in the Definitions/Glossary page.

# Method Summary

Client: ARCADIS U.S., Inc.  
Project/Site: Ford LTP Livonia MI - E203631

Job ID: 240-112920-1

Method	Method Description	Protocol	Laboratory
8260B	Volatile Organic Compounds (GC/MS)	SW846	TAL CAN
8260B SIM	Volatile Organic Compounds (GC/MS)	SW846	TAL CAN
5030B	Purge and Trap	SW846	TAL CAN

**Protocol References:**

SW846 = "Test Methods For Evaluating Solid Waste, Physical/Chemical Methods", Third Edition, November 1986 And Its Updates.

**Laboratory References:**

TAL CAN = Eurofins TestAmerica, Canton, 4101 Shuffel Street NW, North Canton, OH 44720, TEL (330)497-9396



# Sample Summary

Client: ARCADIS U.S., Inc.  
Project/Site: Ford LTP Livonia MI - E203631

Job ID: 240-112920-1

---

Lab Sample ID	Client Sample ID	Matrix	Collected	Received	Asset ID
240-112920-1	MW-172S_051319	Water	05/13/19 11:21	05/18/19 10:15	

---

- 1
- 2
- 3
- 4
- 5
- 6
- 7
- 8
- 9
- 10
- 11
- 12
- 13
- 14

# Detection Summary

Client: ARCADIS U.S., Inc.  
Project/Site: Ford LTP Livonia MI - E203631

Job ID: 240-112920-1

**Client Sample ID: MW-172S\_051319**

**Lab Sample ID: 240-112920-1**

No Detections.

- 1
- 2
- 3
- 4
- 5
- 6
- 7
- 8
- 9
- 10
- 11
- 12
- 13
- 14

This Detection Summary does not include radiochemical test results.

Eurofins TestAmerica, Canton

# Client Sample Results

Client: ARCADIS U.S., Inc.  
 Project/Site: Ford LTP Livonia MI - E203631

Job ID: 240-112920-1

**Client Sample ID: MW-172S\_051319**

**Lab Sample ID: 240-112920-1**

Date Collected: 05/13/19 11:21

Matrix: Water

Date Received: 05/18/19 10:15

**Method: 8260B SIM - Volatile Organic Compounds (GC/MS)**

Analyte	Result	Qualifier	RL	MDL	Unit	D	Prepared	Analyzed	Dil Fac
1,4-Dioxane	2.0	U	2.0	0.86	ug/L	-		05/21/19 17:51	1

Surrogate	%Recovery	Qualifier	Limits	Prepared	Analyzed	Dil Fac
1,2-Dichloroethane-d4 (Surr)	105		63 - 125		05/21/19 17:51	1

**Method: 8260B - Volatile Organic Compounds (GC/MS)**

Analyte	Result	Qualifier	RL	MDL	Unit	D	Prepared	Analyzed	Dil Fac
1,1-Dichloroethene	1.0	U	1.0	0.19	ug/L	-		05/22/19 18:39	1
cis-1,2-Dichloroethene	1.0	U	1.0	0.16	ug/L	-		05/22/19 18:39	1
Tetrachloroethene	1.0	U	1.0	0.15	ug/L	-		05/22/19 18:39	1
trans-1,2-Dichloroethene	1.0	U	1.0	0.19	ug/L	-		05/22/19 18:39	1
Trichloroethene	1.0	U	1.0	0.10	ug/L	-		05/22/19 18:39	1
Vinyl chloride	1.0	U	1.0	0.20	ug/L	-		05/22/19 18:39	1

Surrogate	%Recovery	Qualifier	Limits	Prepared	Analyzed	Dil Fac
1,2-Dichloroethane-d4 (Surr)	98		70 - 121		05/22/19 18:39	1
4-Bromofluorobenzene (Surr)	109		59 - 120		05/22/19 18:39	1
Toluene-d8 (Surr)	109		70 - 123		05/22/19 18:39	1
Dibromofluoromethane (Surr)	108		75 - 128		05/22/19 18:39	1



# Surrogate Summary

Client: ARCADIS U.S., Inc.  
Project/Site: Ford LTP Livonia MI - E203631

Job ID: 240-112920-1

## Method: 8260B - Volatile Organic Compounds (GC/MS)

Matrix: Water

Prep Type: Total/NA

### Percent Surrogate Recovery (Acceptance Limits)

Lab Sample ID	Client Sample ID	DCA (70-121)	BFB (59-120)	TOL (70-123)	DBFM (75-128)
240-112544-E-2 MS	Matrix Spike	87	115	107	96
240-112544-H-2 MSD	Matrix Spike Duplicate	91	125 X	116	100
240-112920-1	MW-172S_051319	98	109	109	108
LCS 240-382512/4	Lab Control Sample	86	119	114	99
MB 240-382512/6	Method Blank	95	108	110	106

#### Surrogate Legend

DCA = 1,2-Dichloroethane-d4 (Surr)

BFB = 4-Bromofluorobenzene (Surr)

TOL = Toluene-d8 (Surr)

DBFM = Dibromofluoromethane (Surr)

## Method: 8260B SIM - Volatile Organic Compounds (GC/MS)

Matrix: Water

Prep Type: Total/NA

### Percent Surrogate Recovery (Acceptance Limits)

Lab Sample ID	Client Sample ID	DCA (63-125)
240-112920-1	MW-172S_051319	105
240-112950-A-1 MS	Matrix Spike	114
240-112950-A-1 MSD	Matrix Spike Duplicate	111
LCS 240-382402/4	Lab Control Sample	109
MB 240-382402/5	Method Blank	105

#### Surrogate Legend

DCA = 1,2-Dichloroethane-d4 (Surr)

# QC Sample Results

Client: ARCADIS U.S., Inc.  
Project/Site: Ford LTP Livonia MI - E203631

Job ID: 240-112920-1

## Method: 8260B - Volatile Organic Compounds (GC/MS)

**Lab Sample ID: MB 240-382512/6**  
**Matrix: Water**  
**Analysis Batch: 382512**

**Client Sample ID: Method Blank**  
**Prep Type: Total/NA**

Analyte	MB Result	MB Qualifier	RL	MDL	Unit	D	Prepared	Analyzed	Dil Fac
1,1-Dichloroethene	1.0	U	1.0	0.19	ug/L			05/22/19 10:39	1
cis-1,2-Dichloroethene	1.0	U	1.0	0.16	ug/L			05/22/19 10:39	1
Tetrachloroethene	1.0	U	1.0	0.15	ug/L			05/22/19 10:39	1
trans-1,2-Dichloroethene	1.0	U	1.0	0.19	ug/L			05/22/19 10:39	1
Trichloroethene	1.0	U	1.0	0.10	ug/L			05/22/19 10:39	1
Vinyl chloride	1.0	U	1.0	0.20	ug/L			05/22/19 10:39	1

Surrogate	MB %Recovery	MB Qualifier	Limits	Prepared	Analyzed	Dil Fac
1,2-Dichloroethane-d4 (Surr)	95		70 - 121		05/22/19 10:39	1
4-Bromofluorobenzene (Surr)	108		59 - 120		05/22/19 10:39	1
Toluene-d8 (Surr)	110		70 - 123		05/22/19 10:39	1
Dibromofluoromethane (Surr)	106		75 - 128		05/22/19 10:39	1

**Lab Sample ID: LCS 240-382512/4**  
**Matrix: Water**  
**Analysis Batch: 382512**

**Client Sample ID: Lab Control Sample**  
**Prep Type: Total/NA**

Analyte	Spike Added	LCS Result	LCS Qualifier	Unit	D	%Rec	%Rec. Limits
1,1-Dichloroethene	10.0	11.3		ug/L		113	65 - 139
cis-1,2-Dichloroethene	10.0	10.7		ug/L		107	76 - 128
Tetrachloroethene	10.0	9.71		ug/L		97	74 - 130
trans-1,2-Dichloroethene	10.0	10.7		ug/L		107	78 - 133
Trichloroethene	10.0	9.67		ug/L		97	76 - 125
Vinyl chloride	10.0	10.4		ug/L		104	58 - 143

Surrogate	LCS %Recovery	LCS Qualifier	Limits
1,2-Dichloroethane-d4 (Surr)	86		70 - 121
4-Bromofluorobenzene (Surr)	119		59 - 120
Toluene-d8 (Surr)	114		70 - 123
Dibromofluoromethane (Surr)	99		75 - 128

**Lab Sample ID: 240-112544-E-2 MS**  
**Matrix: Water**  
**Analysis Batch: 382512**

**Client Sample ID: Matrix Spike**  
**Prep Type: Total/NA**

Analyte	Sample Result	Sample Qualifier	Spike Added	MS Result	MS Qualifier	Unit	D	%Rec	%Rec. Limits
1,1-Dichloroethene	5.0	U	50.0	49.1		ug/L		98	53 - 140
cis-1,2-Dichloroethene	5.0	U	50.0	49.7		ug/L		99	64 - 130
Tetrachloroethene	5.0	U	50.0	40.2		ug/L		80	51 - 136
trans-1,2-Dichloroethene	5.0	U	50.0	48.0		ug/L		96	68 - 133
Trichloroethene	5.0	U	50.0	43.4		ug/L		87	55 - 131
Vinyl chloride	5.0	U	50.0	63.2		ug/L		126	43 - 154

Surrogate	MS %Recovery	MS Qualifier	Limits
1,2-Dichloroethane-d4 (Surr)	87		70 - 121
4-Bromofluorobenzene (Surr)	115		59 - 120
Toluene-d8 (Surr)	107		70 - 123

Eurofins TestAmerica, Canton

# QC Sample Results

Client: ARCADIS U.S., Inc.  
Project/Site: Ford LTP Livonia MI - E203631

Job ID: 240-112920-1

## Method: 8260B - Volatile Organic Compounds (GC/MS) (Continued)

**Lab Sample ID: 240-112544-E-2 MS**  
**Matrix: Water**  
**Analysis Batch: 382512**

**Client Sample ID: Matrix Spike**  
**Prep Type: Total/NA**

Surrogate	MS MS		Limits
	%Recovery	Qualifier	
Dibromofluoromethane (Surr)	96		75 - 128

**Lab Sample ID: 240-112544-H-2 MSD**  
**Matrix: Water**  
**Analysis Batch: 382512**

**Client Sample ID: Matrix Spike Duplicate**  
**Prep Type: Total/NA**

Analyte	Sample	Sample	Spike	MSD	MSD	Unit	D	%Rec	%Rec.	RPD	RPD
	Result	Qualifier		Result	Qualifier				Limits		Limit
1,1-Dichloroethene	5.0	U	50.0	53.7		ug/L		107	53 - 140	9	35
cis-1,2-Dichloroethene	5.0	U	50.0	52.6		ug/L		105	64 - 130	6	21
Tetrachloroethene	5.0	U	50.0	48.0		ug/L		96	51 - 136	18	23
trans-1,2-Dichloroethene	5.0	U	50.0	51.9		ug/L		104	68 - 133	8	24
Trichloroethene	5.0	U	50.0	45.3		ug/L		91	55 - 131	4	23
Vinyl chloride	5.0	U	50.0	60.3		ug/L		121	43 - 154	5	29

Surrogate	MSD MSD		Limits
	%Recovery	Qualifier	
1,2-Dichloroethane-d4 (Surr)	91		70 - 121
4-Bromofluorobenzene (Surr)	125	X	59 - 120
Toluene-d8 (Surr)	116		70 - 123
Dibromofluoromethane (Surr)	100		75 - 128

## Method: 8260B SIM - Volatile Organic Compounds (GC/MS)

**Lab Sample ID: MB 240-382402/5**  
**Matrix: Water**  
**Analysis Batch: 382402**

**Client Sample ID: Method Blank**  
**Prep Type: Total/NA**

Analyte	MB	MB	RL	MDL	Unit	D	Prepared	Analyzed	Dil Fac
	Result	Qualifier							
1,4-Dioxane	2.0	U	2.0	0.86	ug/L			05/21/19 16:35	1

Surrogate	MB MB		Limits	Prepared	Analyzed	Dil Fac
	%Recovery	Qualifier				
1,2-Dichloroethane-d4 (Surr)	105		63 - 125		05/21/19 16:35	1

**Lab Sample ID: LCS 240-382402/4**  
**Matrix: Water**  
**Analysis Batch: 382402**

**Client Sample ID: Lab Control Sample**  
**Prep Type: Total/NA**

Analyte	Spike	LCS	LCS	Unit	D	%Rec	%Rec.
		Result	Qualifier				Limits
1,4-Dioxane	10.0	11.2		ug/L		112	59 - 131

Surrogate	LCS LCS		Limits
	%Recovery	Qualifier	
1,2-Dichloroethane-d4 (Surr)	109		63 - 125

**Lab Sample ID: 240-112950-A-1 MS**  
**Matrix: Water**  
**Analysis Batch: 382402**

**Client Sample ID: Matrix Spike**  
**Prep Type: Total/NA**

Analyte	Sample	Sample	Spike	MS	MS	Unit	D	%Rec	%Rec.
	Result	Qualifier		Result	Qualifier				Limits
1,4-Dioxane	2.0	U	10.0	10.5		ug/L		105	52 - 129

Eurofins TestAmerica, Canton

# QC Sample Results

Client: ARCADIS U.S., Inc.  
 Project/Site: Ford LTP Livonia MI - E203631

Job ID: 240-112920-1

## Method: 8260B SIM - Volatile Organic Compounds (GC/MS) (Continued)

<i>Surrogate</i>	<i>MS</i> <i>%Recovery</i>	<i>MS</i> <i>Qualifier</i>	<i>Limits</i>
1,2-Dichloroethane-d4 (Surr)	114		63 - 125

Lab Sample ID: 240-112950-A-1 MSD  
 Matrix: Water  
 Analysis Batch: 382402

Client Sample ID: Matrix Spike Duplicate  
 Prep Type: Total/NA

<i>Analyte</i>	<i>Sample</i> <i>Result</i>	<i>Sample</i> <i>Qualifier</i>	<i>Spike</i> <i>Added</i>	<i>MSD</i> <i>Result</i>	<i>MSD</i> <i>Qualifier</i>	<i>Unit</i>	<i>D</i>	<i>%Rec</i>	<i>%Rec.</i> <i>Limits</i>	<i>RPD</i>	<i>RPD</i> <i>Limit</i>
1,4-Dioxane	2.0	U	10.0	10.7		ug/L		107	52 - 129	1	13

<i>Surrogate</i>	<i>MSD</i> <i>%Recovery</i>	<i>MSD</i> <i>Qualifier</i>	<i>Limits</i>
1,2-Dichloroethane-d4 (Surr)	111		63 - 125

- 1
- 2
- 3
- 4
- 5
- 6
- 7
- 8
- 9
- 10
- 11
- 12
- 13
- 14

# QC Association Summary

Client: ARCADIS U.S., Inc.  
Project/Site: Ford LTP Livonia MI - E203631

Job ID: 240-112920-1

## GC/MS VOA

### Analysis Batch: 382402

Lab Sample ID	Client Sample ID	Prep Type	Matrix	Method	Prep Batch
240-112920-1	MW-172S_051319	Total/NA	Water	8260B SIM	
MB 240-382402/5	Method Blank	Total/NA	Water	8260B SIM	
LCS 240-382402/4	Lab Control Sample	Total/NA	Water	8260B SIM	
240-112950-A-1 MS	Matrix Spike	Total/NA	Water	8260B SIM	
240-112950-A-1 MSD	Matrix Spike Duplicate	Total/NA	Water	8260B SIM	

### Analysis Batch: 382512

Lab Sample ID	Client Sample ID	Prep Type	Matrix	Method	Prep Batch
240-112920-1	MW-172S_051319	Total/NA	Water	8260B	
MB 240-382512/6	Method Blank	Total/NA	Water	8260B	
LCS 240-382512/4	Lab Control Sample	Total/NA	Water	8260B	
240-112544-E-2 MS	Matrix Spike	Total/NA	Water	8260B	
240-112544-H-2 MSD	Matrix Spike Duplicate	Total/NA	Water	8260B	

# Lab Chronicle

Client: ARCADIS U.S., Inc.  
Project/Site: Ford LTP Livonia MI - E203631

Job ID: 240-112920-1

**Client Sample ID: MW-172S\_051319**

**Lab Sample ID: 240-112920-1**

**Date Collected: 05/13/19 11:21**

**Matrix: Water**

**Date Received: 05/18/19 10:15**

<u>Prep Type</u>	<u>Batch Type</u>	<u>Batch Method</u>	<u>Run</u>	<u>Dilution Factor</u>	<u>Batch Number</u>	<u>Prepared or Analyzed</u>	<u>Analyst</u>	<u>Lab</u>
Total/NA	Analysis	8260B		1	382512	05/22/19 18:39	LEE	TAL CAN
Total/NA	Analysis	8260B SIM		1	382402	05/21/19 17:51	SAM	TAL CAN

**Laboratory References:**

TAL CAN = Eurofins TestAmerica, Canton, 4101 Shuffel Street NW, North Canton, OH 44720, TEL (330)497-9396

- 1
- 2
- 3
- 4
- 5
- 6
- 7
- 8
- 9
- 10
- 11
- 12
- 13
- 14

# Accreditation/Certification Summary

Client: ARCADIS U.S., Inc.  
 Project/Site: Ford LTP Livonia MI - E203631

Job ID: 240-112920-1


## Laboratory: Eurofins TestAmerica, Canton

All accreditations/certifications held by this laboratory are listed. Not all accreditations/certifications are applicable to this report.

Authority	Program	EPA Region	Identification Number	Expiration Date
California	State Program	9	2927	02-23-20
Connecticut	State Program	1	PH-0590	12-31-19
Florida	NELAP	4	E87225	06-30-19 *
Illinois	NELAP	5	200004	07-31-19 *
Iowa	State Program	7	421	06-01-21
Kansas	NELAP	7	E-10336	04-30-20
Kentucky (UST)	State Program	4	58	02-23-20
Kentucky (WW)	State Program	4	98016	12-31-19
Minnesota	NELAP	5	039-999-348	12-31-19 *
Minnesota (Petrofund)	State Program	1	3506	07-31-19 *
Nevada	State Program	9	OH00048	07-31-19
New Jersey	NELAP	2	OH001	06-30-19 *
New York	NELAP	2	10975	03-31-20
Ohio VAP	State Program	5	CL0024	09-06-19
Oregon	NELAP	10	4062	02-23-20
Pennsylvania	NELAP	3	68-00340	08-31-19 *
Texas	NELAP	6	T104704517-18-10	08-31-19
USDA	Federal		P330-16-00404	12-28-19
Virginia	NELAP	3	460175	09-14-19
Washington	State Program	10	C971	01-12-20 *
West Virginia DEP	State Program	3	210	12-31-19

\* Accreditation/Certification renewal pending - accreditation/certification considered valid.

**MICHIGAN**  
**190 Chain of Custody Record**

<b>Client Information</b>		Lab PM: DellMonico, Michael		COC No: 240-60548-25803.8							
Company: ARCADIS U.S. Inc		E-Mail: michael.delmonico@testamericainc.com		Page: 8 of 13							
Address: 28550 Cabot Drive Suite 500		Carrier Tracking No(s):		Job #:							
City: Novi		Due Date Requested:		Preservation Codes:							
State: MI, Zip: 48377		TAT Requested (days): 6		A - HCL B - NaOH C - Zn Acetate D - Nitric Acid E - NaHSO4 F - MeOH G - Amchlor H - Ascorbic Acid I - Ice J - DI Water K - EDTA L - EDA Other:							
Phone:		PO #: 48021318.0002.00002-		M - Hexane N - None O - AsNaO2 P - Na2O4S Q - Na2SO3 R - Na2S2O3 S - H2SO4 T - TSP Dodecahydrate U - Acetone V - MCAA W - pH 4-5 Z - other (specify)							
Email: Caitlin.O'Neill@arcadis.com		WO #: Cadena # E203631		Special Instructions/Note:							
Project Name: Ford LTP Livonia MI - E203631		Project #: 24015353		<div style="text-align: center;">             240-112920 Chain of Custody         </div>							
Site: FORD LTP		SSOW#:									
Sample Identification	Sample Date	Sample Time	Sample Type (C=comp, G=grab)			Matrix (W=water, S=solid, O=wastewater, BT=tissue, A=air)	Field Filtered Sample (Yes or No)	Perform MS/MSD (Yes or No)	8260B, 8260B SIM	8260B - VOCs (Short List)	Total Number of Containers
MW-1725-051319	5-13-19	1121	G			Water	N	N	XX	XX	6



TestAmerica Canton Sample Receipt Form/Narrative

Login #: 112920

Canton Facility

Client Arcadis Site Name

Cooler unpacked by:

Cooler Received on 5-18-19 Opened on 5-18-19

[Signature]

FedEx: 1st Grd (Exp) UPS FAS Clipper Client Drop Off TestAmerica Courier Other

Receipt After-hours: Drop-off Date/Time Storage Location

TestAmerica Cooler # TA Foam Box Client Cooler Box Other

Packing material used: Bubble Wrap Foam Plastic Bag None Other

COOLANT: Wet Ice Blue Ice Dry Ice Water None

1. Cooler temperature upon receipt [ ] See Multiple Cooler Form
IR GUN# IR-8 (CF -0.2 °C) Observed Cooler Temp. 1.2 °C Corrected Cooler Temp. 1.0 °C
IR GUN #36 (CF +0.7 °C) Observed Cooler Temp. °C Corrected Cooler Temp. °C

2. Were tamper/custody seals on the outside of the cooler(s)? If Yes Quantity 1 Yes No
-Were the seals on the outside of the cooler(s) signed & dated? Yes No NA
-Were tamper/custody seals on the bottle(s) or bottle kits (LLHg/MeHg)? Yes No
-Were tamper/custody seals intact and uncompromised? Yes No NA

3. Shippers' packing slip attached to the cooler(s)? Yes No

4. Did custody papers accompany the sample(s)? Yes No

5. Were the custody papers relinquished & signed in the appropriate place? Yes No

6. Was/were the person(s) who collected the samples clearly identified on the COC? Yes No

7. Did all bottles arrive in good condition (Unbroken)? Yes No

8. Could all bottle labels be reconciled with the COC? Yes No

9. Were correct bottle(s) used for the test(s) indicated? Yes No

10. Sufficient quantity received to perform indicated analyses? Yes No

11. Are these work share samples? Yes No

If yes, Questions 12-16 have been checked at the originating laboratory.

12. Were all preserved sample(s) at the correct pH upon receipt? Yes No NA pH Strip Lot# HC984738

13. Were VOAs on the COC? Yes No

14. Were air bubbles >6 mm in any VOA vials? [ ] Larger than this. Yes No NA

15. Was a VOA trip blank present in the cooler(s)? Trip Blank Lot # Yes No

16. Was a LL Hg or Me Hg trip blank present? Yes No

Tests that are not checked for pH by Receiving:
VOAs
Oil and Grease
TOC

Contacted PM Date by via Verbal Voice Mail Other

Concerning

17. CHAIN OF CUSTODY & SAMPLE DISCREPANCIES

Samples processed by:

JR

18. SAMPLE CONDITION

Sample(s) were received after the recommended holding time had expired.

Sample(s) were received in a broken container.

Sample(s) were received with bubble >6 mm in diameter. (Notify PM)

19. SAMPLE PRESERVATION

Sample(s) were further preserved in the laboratory.

Time preserved: Preservative(s) added/Lot number(s):

VOA Sample Preservation - Date/Time VOAs Frozen:

# DATA VERIFICATION REPORT



May 31, 2019

Kris Hinskey  
Arcadis Inc  
10559 Citation Ave  
Suite 100  
Brighton, MI 48116

CADENA project ID: E203631

Project: Ford Livonia Transmission Project - OFF-SITE - Soil Gas and Groundwater

Project number: MI001454.0002/3/4.00002/2B/3B

Event Specific Scope of Work References: Sample COC

Laboratory: TestAmerica - North Canton

Laboratory submittal: 112920-1

Sample date: 2019-05-13

Report received by CADENA: 2019-05-31

Initial Data Verification completed by CADENA: 2019-05-31

Number of Samples: 1

Sample Matrices: Water

Test Categories: GCMS VOC

**Please see attached criteria report or sample result/qualified analytical result summary for qualifier flags assigned to sample data.**

The following minor QC exceptions or missing information were noted:

GCMS VOC non-client MSD SURROGATE recoveries were outliers biased high for at least 1 surrogate. Associated client sample results were non-detect so qualification was not required based on these high bias QC outliers.

Sample/MS/MSD Surrogate Recovery, Blank/LCS Surrogate Recovery, LCS/LCD Recovery, Blank Contamination and Hold Time Exception were reviewed as part of our verification.

Data verification for the report specified above was completed using the Ford Motor Company Environmental Laboratory Technical Specification, the CADENA Standard Operating Procedure for the Verification of Environmental Analytical Data and the associated analytical methods as references for evaluating the batch QC, sample data and report content. The EPA National Functional Guidelines for validating organic and inorganic data were used as guidance when addressing out of control QC results and the associated data qualifiers.

The definitions of the qualifiers used for this data package are defined in the analytical report. CADENA valid qualifiers are defined in the table below. To view and download a PDF copy of the laboratory analytical report access the CADENA CLMS at <http://clms.cadenaco.com/index.cfm>.

Please contact me if you have any questions.

Sincerely,

Jim Tomalia

Project Scientist

CADENA Inc, 1099 Highland Drive, Suite E, Ann Arbor, MI 48108 517-819-0356

## CADENA Valid Qualifiers

Valid Qualifiers	Description
<	Less than the reported concentration.
>	Greater than the reported concentration.
B	The analyte / compound was detected in the associated blank. For Organic methods the sample concentration was greater than the RDL and less than 5x (or 10x for common lab contaminants) the blank concentration and is considered non-detect at the reported concentration. For Inorganic methods the sample concentration was greater than the RDL and less than 10x the blank concentration and is considered non-detect at the reported concentration.
E	The analyte / Compound reported exceeds the calibration range and is considered estimated.
EMPC	Estimated Minimum Potential Contamination - Dioxin/Furan analyses only.
J	Indicates an estimated value. This flag is used either when estimating a concentration for a tentatively identified compound or when the data indicates the presence of an analyte / compound but the result is less than the sample Quantitation limit, but greater than zero. The flag is also used in data validation to indicate a reported value should be considered estimated due to associated quality assurance deficiencies.
J-	The result is an estimated quantity, but the result may be biased low.
JB	NON-DETECT AT THE CONCENTRATION REPORTED AND ESTIMATED
JH	The sample result is considered estimated and is potentially biased high.
JL	The sample result is considered estimated and is potentially biased low.
JUB	NON-DETECT AT THE REPORTING LIMIT AND ESTIMATED
NJ	Tentatively identified compound with approximated concentration.
R	Indicates the value is considered to be unusable. (Note: The analyte / compound may or may not be present.)
TNTC	Too Numerous to Count - Asbestos and Microbiological Results.
U	Indicates that the analyte / compound was analyzed for, but not detected.
UB	The analyte / compound was detected in the associated blank. For Organic methods the sample concentration was less than the RDL and less than 5x (or 10x for common lab contaminants) the blank concentration and is considered non-detect at the RDL. For Inorganic methods the sample concentration was less than the RDL and less than 10x the blank concentration and is considered non-detect at the RDL.
UJ	The analyte / compound was not detected above the reported sample Quantitation limit. However, the Quantitation limit is considered to be approximate due to associated quality assurance results and may or may not represent the actual limit of Quantitation to accurately and precisely report the analyte in the sample.

## SAMPLING AND ANALYSIS SUMMARY

**CADENA Project ID:** E203631

**Laboratory:** TestAmerica-North Canton

**Laboratory Submittal:** 112920-1

Lab Sample ID	Sample ID	Collection Date (mm/yy/dd)	Collection Time (hh:mm:ss)	Volatile Organics by GCMS	8260B with Single Ion Monitoring	Comment
2401129201	MW-172S_051319	5/13/2019	11:21:00	X	X	

# Analytical Results Summary

## Reportable Results Only

CADENA Project ID: E203631

Laboratory: TestAmerica - North Canton

Laboratory Submittal: 112920-1

Sample Name: MW-172S\_051319

Lab Sample ID: 2401129201

Sample Date: 5/13/2019

Analyte	Cas No.	Result	Report		Valid	
			Limit	Units		Qualifier
<b>GC/MS VOC</b>						
<u>OSW-8260B</u>						
1,1-Dichloroethene	75-35-4	ND	1.0	ug/l	---	
cis-1,2-Dichloroethene	156-59-2	ND	1.0	ug/l	---	
Tetrachloroethene	127-18-4	ND	1.0	ug/l	---	
trans-1,2-Dichloroethene	156-60-5	ND	1.0	ug/l	---	
Trichloroethene	79-01-6	ND	1.0	ug/l	---	
Vinyl chloride	75-01-4	ND	1.0	ug/l	---	
<u>OSW-8260BBSim</u>						
1,4-Dioxane	123-91-1	ND	2.0	ug/l	---	

# Ford Motor Company – Livonia Transmission Project

## DATA REVIEW

### Livonia, Michigan

Volatile Organic Compounds (VOC) Analysis

SDG #240-112920-1

CADENA Verification Report: 2019-05-31

Analyses Performed By:

TestAmerica  
Canton, Ohio

Report #33154R

Review Level: Tier III

Project: MI001454.0004.00002



## DATA REVIEW

### SUMMARY

This data quality assessment summarizes the review of Sample Delivery Group (SDG) # 240-112920-1 for samples collected in association with the Ford – Livonia, Michigan site. The review was conducted as a Tier III validation in addition to a verification/Tier II validation review performed by CADENA Inc. and included review of level IV laboratory data package completeness. Only elements of a Tier III validation effort (Tier III includes a detailed review of laboratory raw data to check for errors in calculation, calibration review, internal standard review and compound identification) and omitted deviations from the CADENA verification/Tier II report are documented in this report. Only analytical data associated with constituents of concern were reviewed for this validation. Field documentation was not included in this review. Included with this assessment are the validation annotated sample result sheets, and chain of custody. Analyses were performed on the following samples:

SDG	Sample ID	Lab ID	Matrix	Sample Collection Date	Parent Sample	Analysis		
						VOC (Full Scan)	VOC (SIM)	MISC
240-112920-1	MW-172S_051319	240-112920-1	Water	5/13/2019		X	X	



## DATA REVIEW

### ANALYTICAL DATA PACKAGE DOCUMENTATION

The table below is the evaluation of the data package completeness.

Items Reviewed	Reported		Performance Acceptable		Not Required
	No	Yes	No	Yes	
1. Sample receipt condition		X		X	
2. Requested analyses and sample results		X		X	
3. Master tracking list		X		X	
4. Methods of analysis		X		X	
5. Reporting limits		X		X	
6. Sample collection date		X		X	
7. Laboratory sample received date		X		X	
8. Sample preservation verification (as applicable)		X		X	
9. Sample preparation/extraction/analysis dates		X		X	
10. Fully executed Chain-of-Custody (COC) form		X		X	
11. Narrative summary of Quality Assurance or sample problems provided		X		X	
12. Data Package Completeness and Compliance		X		X	

## DATA REVIEW

### ORGANIC ANALYSIS INTRODUCTION

Analyses were performed according to United States Environmental Protection Agency (USEPA) SW-846 Method 8260B and 8260B SIM. Data were reviewed in accordance with USEPA National Functional Guidelines of October 1999.

The data review process is an evaluation of data on a technical basis rather than a determination of contract compliance. As such, the standards against which the data are being weighed may differ from those specified in the analytical method. It is assumed that the data package represents the best efforts of the laboratory and had already been subjected to adequate and sufficient quality review prior to submission.

During the review process, laboratory qualified and unqualified data are verified against the supporting documentation. Based on this evaluation, qualifier codes may be added, deleted, or modified by the data reviewer. Results are qualified with the following codes in accordance with USEPA National Functional Guidelines:

- Concentration (C) Qualifiers
  - U The analyte was analyzed for but was not detected above the level of the reported sample quantitation limit.
  - B The compound has been found in the sample as well as its associated blank, its presence in the sample may be suspect.
- Quantitation (Q) Qualifiers
  - E The compound was quantitated above the calibration range.
  - D Concentration is based on a diluted sample analysis.
- Validation Qualifiers
  - J The result is an estimated quantity. The associated numerical value is the approximate concentration of the analyte in the sample.
  - UJ The analyte was analyzed for but was not detected. The reported quantitation limit is approximate and may be inaccurate or imprecise.
  - J+ The result is an estimated quantity, but the result may be biased high.
  - J- The result is an estimated quantity, but the result may be biased low.
  - UB Analyte considered non-detect at the listed value due to associated blank contamination.
  - N The analysis indicates the presence of a compound for which there is presumptive evidence to make a tentative identification.
  - R The sample results are rejected.

Two facts should be noted by all data users. First, the "R" flag means that the associated value is unusable. In other words, due to significant quality control (QC) problems, the analysis is invalid and provides no information as to whether the compound is present or not. "R" values should not appear on data tables because they cannot be relied upon, even as a last resort. The second fact to keep in mind is that no compound concentration, even if it has passed all QC tests, is guaranteed to be accurate. Strict QC serves to increase confidence in data but any value potentially contains error.

## DATA REVIEW

### VOLATILE ORGANIC COMPOUND (VOC) ANALYSES

#### 1. Holding Times

The specified holding times for the following methods are presented in the following table.

Method	Matrix	Holding Time	Preservation
SW-846 8260B/8260B-SIM	Water	14 days from collection to analysis	Cool to < 6 °C; pH < 2 with HCl

All samples were analyzed within the specified holding time criteria.

#### 2. Mass Spectrometer Tuning

Mass spectrometer performance was acceptable and all analyses were performed within a 12-hour tune clock.

System performance and column resolution were acceptable.

#### 3. Calibration

Satisfactory instrument calibration is established to ensure that the instrument is capable of producing acceptable quantitative data. An initial calibration demonstrates that the instrument is capable of acceptable performance at the beginning of an experimental sequence. The continuing calibration verifies that the instrument daily performance is satisfactory.

##### 3.1 Initial Calibration

The method specifies percent relative standard deviation (%RSD) and relative response factor (RRF) limits for select compounds only. A technical review of the data applies limits to all compounds with no exceptions.

All target compounds associated with the initial calibration standards must exhibit a %RSD less than the control limit (20%) or a correlation coefficient greater than 0.99 and an RRF value greater than control limit (0.05).

All compounds associated with the initial calibrations were within the specified control limits.

##### 3.2 Continuing Calibration

All target compounds associated with the continuing calibration standard must exhibit a percent difference (%D) less than the control limit (20%) and RRF value greater than control limit (0.05).

All compounds associated with the continuing calibrations were within the specified control limits.

#### 4. Internal Standard Performance

Internal standard performance criteria ensure that the GC/MS sensitivity and response are stable during every sample analysis. The criteria require the internal standard compounds associated with the VOC exhibit area counts that are not greater than two times (+100%) or less than one-half (-50%) of the area counts of the associated continuing calibration standard.

All internal standard responses were within control limits.

#### 5. Compound Identification

Compounds are identified on the GC/MS by using the analytes relative retention time and ion spectra.

## DATA REVIEW

All identified compounds met the specified criteria.

### **6. System Performance and Overall Assessment**

Overall system performance was acceptable. Other than for those deviations specifically mentioned in this review, the overall data quality is within the guidelines specified in the method.

## DATA REVIEW

### DATA VALIDATION CHECKLIST FOR VOCs

VOCs: 8260B/8260B-SIM	Reported		Performance Acceptable		Not Required
	No	Yes	No	Yes	
<b>GAS CHROMATOGRAPHY/MASS SPECTROMETRY (GC/MS)</b>					
<b>Tier II Validation</b>					
Holding times/Preservation		X		X	
<b>Tier III Validation</b>					
System performance and column resolution		X		X	
Initial calibration %RSDs		X		X	
Continuing calibration RRFs		X		X	
Continuing calibration %Ds		X		X	
Instrument tune and performance check		X		X	
Ion abundance criteria for each instrument used		X		X	
Internal standard		X		X	
Compound identification and quantitation					
A. Reconstructed ion chromatograms		X		X	
B. Quantitation Reports		X		X	
C. RT of sample compounds within the established RT windows		X		X	
D. Transcription/calculation errors present		X		X	
E. Reporting limits adjusted to reflect sample dilutions		X		X	

Notes:

%RSD Relative standard deviation

%R Percent recovery

RPD Relative percent difference

%D Percent difference

VALIDATION PERFORMED BY: Lisa Horton


SIGNATURE:

*Lisa Horton*

DATE: June 18, 2019

PEER REVIEW: Dennis Capria

DATE: June 20, 2019







**CHAIN OF CUSTODY  
CORRECTED SAMPLE ANALYSIS DATA  
SHEETS**



# MICHIGAN 190 Chain of Custody Record

**Eurofins TestAmerica, Canton**  
 4101 Shuffel Street NW  
 North Canton, OH 44720  
 Phone (330) 497-9396 Fax (330) 497-0772

**eurofins** Environment Testing  
 TestAmerica

<b>Client Information</b> Client Contact: Caitlin O'Neill Company: ARCADIS U.S. Inc Address: 28550 Cabot Drive Suite 500 City: Novi State, Zip: MI, 48377 Phone:  Email: Caitlin.O'Neill@arcadis.com Project Name: Ford LTP Livonia MI - E203631 Site: FORD LTP	Lab PM DelMonico, Michael E-Mail: michael.delmonico@testamericainc.com	COC No: 240-60548-25803.8 Page: Page 8 of 13 Job #:  	Carrier Tracking No(s):  
<b>Analysis Requested</b>			
Due Date Requested:  TAT Requested (days): 10 PO #: M10011518.00002.00002 WO #: Cadena #: E203631 Project #: 24015353 SSOW#:			
<b>Sample Identification</b> MW-1725-05319	Sample Date 5-13-19 1121	Sample Time 6	Sample Type (C=Comp, G=grab) G
Matrix <small>(W=water, S=solid, O=wasteoil, BT=tissue, A=Air)</small> Preservation Code: Water	Field Filtered Sample (Yes or No) N N X X		
Perform MS/MSD (Yes or No) A A		8260B, 8260B SIM 8260B - VOCs (Short List)	
Total Number of containers 6			
Special Instructions/Note:  <div style="border: 1px solid black; padding: 5px; text-align: center;">             240-112920 Chain of Custody         </div>			
<b>Preservation Codes:</b> M - Hexane N - None O - AsNaO2 P - Na2OHS Q - Na2SO3 R - Na2SO4 S - H2SO4 T - TSP Dodecahydrate U - Acetone V - MCAA W - pH 4-5 L - EDTA Z - other (specify) Other:			
<b>Possible Hazard Identification</b> <input checked="" type="checkbox"/> Non-Hazard <input type="checkbox"/> Flammable <input type="checkbox"/> Skin Irritant <input type="checkbox"/> Poison B <input type="checkbox"/> Unknown <input type="checkbox"/> Radiological Deliverable Requested: I, II, III, IV, Other (specify)			
<b>Sample Disposal (A fee may be assessed if samples are retained longer than 1 month)</b> <input type="checkbox"/> Return To Client <input checked="" type="checkbox"/> Disposal By Lab <input type="checkbox"/> Archive For <input type="checkbox"/> Months			
Special Instructions/QC Requirements:  			
Empty Kit Relinquished by: _____ Date: _____			
Relinquished by:  Date: 5/13/19 1830 Company: Arcadis Relinquished by:  Date: 5/17/19 1200 Company: Arcadis Relinquished by:  Date: 5-17-19 1530 Company: EPA			
Custody Seals Intact: <input checked="" type="checkbox"/> Yes <input type="checkbox"/> No Custody Seal No.: _____ Cooler Temperature(s) °C and Other Remarks:			



# Client Sample Results

Client: ARCADIS U.S., Inc.  
 Project/Site: Ford LTP Livonia MI - E203631

Job ID: 240-112920-1

**Client Sample ID: MW-172S\_051319**

**Lab Sample ID: 240-112920-1**

**Date Collected: 05/13/19 11:21**

**Matrix: Water**

**Date Received: 05/18/19 10:15**

**Method: 8260B SIM - Volatile Organic Compounds (GC/MS)**

Analyte	Result	Qualifier	RL	MDL	Unit	D	Prepared	Analyzed	Dil Fac
1,4-Dioxane	2.0	U	2.0	0.86	ug/L			05/21/19 17:51	1
<b>Surrogate</b>	<b>%Recovery</b>	<b>Qualifier</b>	<b>Limits</b>				<b>Prepared</b>	<b>Analyzed</b>	<b>Dil Fac</b>
1,2-Dichloroethane-d4 (Surr)	105		63 - 125					05/21/19 17:51	1

**Method: 8260B - Volatile Organic Compounds (GC/MS)**

Analyte	Result	Qualifier	RL	MDL	Unit	D	Prepared	Analyzed	Dil Fac
1,1-Dichloroethene	1.0	U	1.0	0.19	ug/L			05/22/19 18:39	1
cis-1,2-Dichloroethene	1.0	U	1.0	0.16	ug/L			05/22/19 18:39	1
Tetrachloroethene	1.0	U	1.0	0.15	ug/L			05/22/19 18:39	1
trans-1,2-Dichloroethene	1.0	U	1.0	0.19	ug/L			05/22/19 18:39	1
Trichloroethene	1.0	U	1.0	0.10	ug/L			05/22/19 18:39	1
Vinyl chloride	1.0	U	1.0	0.20	ug/L			05/22/19 18:39	1
<b>Surrogate</b>	<b>%Recovery</b>	<b>Qualifier</b>	<b>Limits</b>				<b>Prepared</b>	<b>Analyzed</b>	<b>Dil Fac</b>
1,2-Dichloroethane-d4 (Surr)	98		70 - 121					05/22/19 18:39	1
4-Bromofluorobenzene (Surr)	109		59 - 120					05/22/19 18:39	1
Toluene-d8 (Surr)	109		70 - 123					05/22/19 18:39	1
Dibromofluoromethane (Surr)	108		75 - 128					05/22/19 18:39	1