

12/4/2019
Mr. Jim Tomalia
Arcadis U.S., Inc.
28550 Cabot Dr.
Suite 500
Novi MI 48377

Project Name: Ford LTP
Project #:
Workorder #: 1911604

Dear Mr. Jim Tomalia

The following report includes the data for the above referenced project for sample(s) received on 11/26/2019 at Air Toxics Ltd.

The data and associated QC analyzed by TO-15 are compliant with the project requirements or laboratory criteria with the exception of the deviations noted in the attached case narrative.

Thank you for choosing Eurofins Air Toxics Inc. for your air analysis needs. Eurofins Air Toxics Inc. is committed to providing accurate data of the highest quality. Please feel free to contact the Project Manager: Ausha Scott at 916-985-1000 if you have any questions regarding the data in this report.

Regards,



Ausha Scott
Project Manager

WORK ORDER #: 1911604

Work Order Summary

CLIENT:	Mr. Jim Tomalia Arcadis U.S., Inc. 28550 Cabot Dr. Suite 500 Novi, MI 48377	BILL TO:	Accounts Payable Arcadis U.S., Inc. 630 Plaza Drive Suite 600 Highlands Ranch, CO 80129
PHONE:	517-819-0356	P.O. #	30016344.0001B
FAX:		PROJECT #	Ford LTP
DATE RECEIVED:	11/26/2019	CONTACT:	Ausha Scott
DATE COMPLETED:	12/04/2019		

<u>FRACTION #</u>	<u>NAME</u>	<u>TEST</u>	<u>RECEIPT VAC./PRES.</u>	<u>FINAL PRESSURE</u>
01A	SSMP-11771BELDEN-01_112219	TO-15	5.9 "Hg	14.8 psi
02A	SSMP-11771BELDEN-02_112219	TO-15	5.1 "Hg	15.4 psi
03A	SSMP-11771BELDEN-03_112219	TO-15	6.1 "Hg	15.9 psi
04A	SSMP-11771BELDEN-04_112219	TO-15	5.9 "Hg	15 psi
05A	SSMP-11771BELDEN-05_112219	TO-15	6.7 "Hg	15.8 psi
06A	SSMP-11771BELDEN-06_112219	TO-15	6.3 "Hg	16 psi
07A	Lab Blank	TO-15	NA	NA
08A	CCV	TO-15	NA	NA
09A	LCS	TO-15	NA	NA
09AA	LCSD	TO-15	NA	NA

CERTIFIED BY: 

 Technical Director

DATE: 12/04/19

Certification numbers: AZ Licensure AZ0775, FL NELAP – E87680, LA NELAP – 02089, NH NELAP - 209218, NJ NELAP - CA016, NY NELAP - 11291, TX NELAP - T104704434-18-13, UT NELAP – CA009332019-11, VA NELAP - 460197, WA NELAP - C935

Name of Accreditation Body: NELAP/ORELAP (Oregon Environmental Laboratory Accreditation Program)

Accreditation number: CA300005-011, Effective date: 10/18/2019, Expiration date: 10/17/2020.

Eurofins Air Toxics, LLC certifies that the test results contained in this report meet all requirements of the NELAC standards

This report shall not be reproduced, except in full, without the written approval of Eurofins Air Toxics, LLC.

180 BLUE RAVINE ROAD, SUITE B FOLSOM, CA - 95630

(916) 985-1000 . (800) 985-5955 . FAX (916) 351-8279

LABORATORY NARRATIVE
EPA Method TO-15
Arcadis U.S., Inc.
Workorder# 1911604

Six 1 Liter Summa Canister (100% Certified) samples were received on November 26, 2019. The laboratory performed analysis via EPA Method TO-15 using GC/MS in the full scan mode.

Receiving Notes

There were no receiving discrepancies.

Analytical Notes

As per client project requirements, the laboratory has reported estimated values for target compound hits that are below the Reporting Limit but greater than the Method Detection Limit. Concentrations that are below the level at which the canister was certified may be false positives.

Definition of Data Qualifying Flags

Ten qualifiers may have been used on the data analysis sheets and indicates as follows:

B - Compound present in laboratory blank greater than reporting limit (background subtraction not performed).

J - Estimated value.

E - Exceeds instrument calibration range.

S - Saturated peak.

Q - Exceeds quality control limits.

U - Compound analyzed for but not detected above the reporting limit, LOD, or MDL value. See data page for project specific U-flag definition.

UJ- Non-detected compound associated with low bias in the CCV

N - The identification is based on presumptive evidence.

M - Reported value may be biased due to apparent matrix interferences.

CN - See Case Narrative.

File extensions may have been used on the data analysis sheets and indicates as follows:

a-File was requantified

b-File was quantified by a second column and detector

r1-File was requantified for the purpose of reissue

EPA METHOD TO-15 GC/MS FULL SCAN
 Ford LTP

Client ID:	SSMP-11771BELDEN-01_112219	Date/Time Analyzed:	12/3/19 02:57 AM
Lab ID:	1911604-01A	Dilution Factor:	2.50
Date/Time Collected:	11/22/19 07:35 AM	Instrument/Filename:	msd17.i / 17120227
Media:	1 Liter Summa Canister (100% Certified)		

Compound	CAS#	MDL (ug/m3)	LOD (ug/m3)	Rpt. Limit (ug/m3)	Amount (ug/m3)
1,1-Dichloroethene	75-35-4	2.2	4.0	5.0	Not Detected
1,4-Dioxane	123-91-1	9.5	14	18	Not Detected
cis-1,2-Dichloroethene	156-59-2	1.4	4.0	5.0	Not Detected
Tetrachloroethene	127-18-4	3.4	6.8	8.5	Not Detected
trans-1,2-Dichloroethene	156-60-5	1.5	4.0	5.0	Not Detected
Trichloroethene	79-01-6	2.4	5.4	6.7	Not Detected
Vinyl Chloride	75-01-4	1.3	2.6	3.2	Not Detected

D: Analyte not within the DoD scope of accreditation.

Surrogates	CAS#	Limits	%Recovery
1,2-Dichloroethane-d4	17060-07-0	70-130	109
4-Bromofluorobenzene	460-00-4	70-130	98
Toluene-d8	2037-26-5	70-130	103

EPA METHOD TO-15 GC/MS FULL SCAN
 Ford LTP

Client ID:	SSMP-11771BELDEN-02_112219	Date/Time Analyzed:	12/3/19 03:29 AM
Lab ID:	1911604-02A	Dilution Factor:	2.47
Date/Time Collected:	11/22/19 07:56 AM	Instrument/Filename:	msd17.i / 17120228
Media:	1 Liter Summa Canister (100% Certified)		

Compound	CAS#	MDL (ug/m3)	LOD (ug/m3)	Rpt. Limit (ug/m3)	Amount (ug/m3)
1,1-Dichloroethene	75-35-4	2.2	3.9	4.9	Not Detected
1,4-Dioxane	123-91-1	9.4	13	18	Not Detected
cis-1,2-Dichloroethene	156-59-2	1.4	3.9	4.9	Not Detected
Tetrachloroethene	127-18-4	3.4	6.7	8.4	120
trans-1,2-Dichloroethene	156-60-5	1.5	3.9	4.9	Not Detected
Trichloroethene	79-01-6	2.4	5.3	6.6	Not Detected
Vinyl Chloride	75-01-4	1.3	2.5	3.2	Not Detected

D: Analyte not within the DoD scope of accreditation.

Surrogates	CAS#	Limits	%Recovery
1,2-Dichloroethane-d4	17060-07-0	70-130	118
4-Bromofluorobenzene	460-00-4	70-130	96
Toluene-d8	2037-26-5	70-130	105

EPA METHOD TO-15 GC/MS FULL SCAN
 Ford LTP

Client ID:	SSMP-11771BELDEN-03_112219	Date/Time Analyzed:	12/3/19 03:57 AM
Lab ID:	1911604-03A	Dilution Factor:	2.61
Date/Time Collected:	11/22/19 08:16 AM	Instrument/Filename:	msd17.i / 17120229
Media:	1 Liter Summa Canister (100% Certified)		

Compound	CAS#	MDL (ug/m3)	LOD (ug/m3)	Rpt. Limit (ug/m3)	Amount (ug/m3)
1,1-Dichloroethene	75-35-4	2.3	4.1	5.2	Not Detected
1,4-Dioxane	123-91-1	10	14	19	Not Detected
cis-1,2-Dichloroethene	156-59-2	1.4	4.1	5.2	Not Detected
Tetrachloroethene	127-18-4	3.5	7.1	8.8	110
trans-1,2-Dichloroethene	156-60-5	1.6	4.1	5.2	Not Detected
Trichloroethene	79-01-6	2.5	5.6	7.0	Not Detected
Vinyl Chloride	75-01-4	1.3	2.7	3.3	Not Detected

D: Analyte not within the DoD scope of accreditation.

Surrogates	CAS#	Limits	%Recovery
1,2-Dichloroethane-d4	17060-07-0	70-130	106
4-Bromofluorobenzene	460-00-4	70-130	97
Toluene-d8	2037-26-5	70-130	104

EPA METHOD TO-15 GC/MS FULL SCAN
 Ford LTP

Client ID:	SSMP-11771BELDEN-04_112219	Date/Time Analyzed:	12/3/19 04:26 AM
Lab ID:	1911604-04A	Dilution Factor:	2.52
Date/Time Collected:	11/22/19 07:40 AM	Instrument/Filename:	msd17.i / 17120230
Media:	1 Liter Summa Canister (100% Certified)		

Compound	CAS#	MDL (ug/m3)	LOD (ug/m3)	Rpt. Limit (ug/m3)	Amount (ug/m3)
1,1-Dichloroethene	75-35-4	2.2	4.0	5.0	Not Detected
1,4-Dioxane	123-91-1	9.6	14	18	Not Detected
cis-1,2-Dichloroethene	156-59-2	1.4	4.0	5.0	Not Detected
Tetrachloroethene	127-18-4	3.4	6.8	8.5	25
trans-1,2-Dichloroethene	156-60-5	1.5	4.0	5.0	Not Detected
Trichloroethene	79-01-6	2.4	5.4	6.8	Not Detected
Vinyl Chloride	75-01-4	1.3	2.6	3.2	Not Detected

D: Analyte not within the DoD scope of accreditation.

Surrogates	CAS#	Limits	%Recovery
1,2-Dichloroethane-d4	17060-07-0	70-130	113
4-Bromofluorobenzene	460-00-4	70-130	94
Toluene-d8	2037-26-5	70-130	102

EPA METHOD TO-15 GC/MS FULL SCAN
 Ford LTP

Client ID:	SSMP-11771BELDEN-05_112219	Date/Time Analyzed:	12/3/19 04:54 AM
Lab ID:	1911604-05A	Dilution Factor:	2.67
Date/Time Collected:	11/22/19 08:23 AM	Instrument/Filename:	msd17.i / 17120231
Media:	1 Liter Summa Canister (100% Certified)		

Compound	CAS#	MDL (ug/m3)	LOD (ug/m3)	Rpt. Limit (ug/m3)	Amount (ug/m3)
1,1-Dichloroethene	75-35-4	2.3	4.2	5.3	Not Detected
1,4-Dioxane	123-91-1	10	14	19	Not Detected
cis-1,2-Dichloroethene	156-59-2	1.5	4.2	5.3	Not Detected
Tetrachloroethene	127-18-4	3.6	7.2	9.0	31
trans-1,2-Dichloroethene	156-60-5	1.6	4.2	5.3	Not Detected
Trichloroethene	79-01-6	2.6	5.7	7.2	Not Detected
Vinyl Chloride	75-01-4	1.4	2.7	3.4	Not Detected

D: Analyte not within the DoD scope of accreditation.

Surrogates	CAS#	Limits	%Recovery
1,2-Dichloroethane-d4	17060-07-0	70-130	122
4-Bromofluorobenzene	460-00-4	70-130	97
Toluene-d8	2037-26-5	70-130	103

EPA METHOD TO-15 GC/MS FULL SCAN
 Ford LTP

Client ID:	SSMP-11771BELDEN-06_112219	Date/Time Analyzed:	12/3/19 07:54 AM
Lab ID:	1911604-06A	Dilution Factor:	2.64
Date/Time Collected:	11/22/19 08:02 AM	Instrument/Filename:	msd17.i / 17120232
Media:	1 Liter Summa Canister (100% Certified)		

Compound	CAS#	MDL (ug/m3)	LOD (ug/m3)	Rpt. Limit (ug/m3)	Amount (ug/m3)
1,1-Dichloroethene	75-35-4	2.3	4.2	5.2	Not Detected
1,4-Dioxane	123-91-1	10	14	19	Not Detected
cis-1,2-Dichloroethene	156-59-2	1.5	4.2	5.2	Not Detected
Tetrachloroethene	127-18-4	3.6	7.2	9.0	30
trans-1,2-Dichloroethene	156-60-5	1.6	4.2	5.2	Not Detected
Trichloroethene	79-01-6	2.6	5.7	7.1	Not Detected
Vinyl Chloride	75-01-4	1.3	2.7	3.4	Not Detected

D: Analyte not within the DoD scope of accreditation.

Surrogates	CAS#	Limits	%Recovery
1,2-Dichloroethane-d4	17060-07-0	70-130	117
4-Bromofluorobenzene	460-00-4	70-130	99
Toluene-d8	2037-26-5	70-130	103

EPA METHOD TO-15 GC/MS FULL SCAN
 Ford LTP

Client ID:	Lab Blank	Date/Time Analyzed:	12/2/19 03:59 PM
Lab ID:	1911604-07A	Dilution Factor:	1.00
Date/Time Collected:	NA - Not Applicable	Instrument/Filename:	msd17.i / 17120211d
Media:	NA - Not Applicable		

Compound	CAS#	MDL (ug/m3)	LOD (ug/m3)	Rpt. Limit (ug/m3)	Amount (ug/m3)
1,1-Dichloroethene	75-35-4	0.87	1.6	2.0	Not Detected
1,4-Dioxane	123-91-1	3.8	5.4	7.2	Not Detected
cis-1,2-Dichloroethene	156-59-2	0.56	1.6	2.0	Not Detected
Tetrachloroethene	127-18-4	1.4	2.7	3.4	Not Detected
trans-1,2-Dichloroethene	156-60-5	0.59	1.6	2.0	Not Detected
Trichloroethene	79-01-6	0.97	2.1	2.7	Not Detected
Vinyl Chloride	75-01-4	0.51	1.0	1.3	Not Detected

D: Analyte not within the DoD scope of accreditation.

Surrogates	CAS#	Limits	%Recovery
1,2-Dichloroethane-d4	17060-07-0	70-130	106
4-Bromofluorobenzene	460-00-4	70-130	96
Toluene-d8	2037-26-5	70-130	104

EPA METHOD TO-15 GC/MS FULL SCAN
 Ford LTP

Client ID:	CCV	Date/Time Analyzed:	12/2/19 10:08 AM
Lab ID:	1911604-08A	Dilution Factor:	1.00
Date/Time Collected:	NA - Not Applicable	Instrument/Filename:	msd17.i / 17120202
Media:	NA - Not Applicable		

Compound	CAS#	%Recovery
1,1-Dichloroethene	75-35-4	93
1,4-Dioxane	123-91-1	104
cis-1,2-Dichloroethene	156-59-2	102
Tetrachloroethene	127-18-4	99
trans-1,2-Dichloroethene	156-60-5	95
Trichloroethene	79-01-6	101
Vinyl Chloride	75-01-4	90

D: Analyte not within the DoD scope of accreditation.

Surrogates	CAS#	Limits	%Recovery
1,2-Dichloroethane-d4	17060-07-0	70-130	116
4-Bromofluorobenzene	460-00-4	70-130	104
Toluene-d8	2037-26-5	70-130	102

EPA METHOD TO-15 GC/MS FULL SCAN
 Ford LTP

Client ID:	LCS	Date/Time Analyzed:	12/2/19 11:43 AM
Lab ID:	1911604-09A	Dilution Factor:	1.00
Date/Time Collected:	NA - Not Applicable	Instrument/Filename:	msd17.i / 17120205
Media:	NA - Not Applicable		

Compound	CAS#	%Recovery
1,1-Dichloroethene	75-35-4	91
1,4-Dioxane	123-91-1	107
cis-1,2-Dichloroethene	156-59-2	94
Tetrachloroethene	127-18-4	93
trans-1,2-Dichloroethene	156-60-5	101
Trichloroethene	79-01-6	104
Vinyl Chloride	75-01-4	92

D: Analyte not within the DoD scope of accreditation.

Surrogates	CAS#	Limits	%Recovery
1,2-Dichloroethane-d4	17060-07-0	70-130	113
4-Bromofluorobenzene	460-00-4	70-130	98
Toluene-d8	2037-26-5	70-130	104

* % Recovery is calculated using unrounded analytical results.

EPA METHOD TO-15 GC/MS FULL SCAN
 Ford LTP

Client ID:	LCSD	Date/Time Analyzed:	12/2/19 12:23 PM
Lab ID:	1911604-09AA	Dilution Factor:	1.00
Date/Time Collected:	NA - Not Applicable	Instrument/Filename:	msd17.i / 17120207
Media:	NA - Not Applicable		

Compound	CAS#	%Recovery
1,1-Dichloroethene	75-35-4	98
1,4-Dioxane	123-91-1	110
cis-1,2-Dichloroethene	156-59-2	104
Tetrachloroethene	127-18-4	96
trans-1,2-Dichloroethene	156-60-5	109
Trichloroethene	79-01-6	108
Vinyl Chloride	75-01-4	98

D: Analyte not within the DoD scope of accreditation.

Surrogates	CAS#	Limits	%Recovery
1,2-Dichloroethane-d4	17060-07-0	70-130	112
4-Bromofluorobenzene	460-00-4	70-130	95
Toluene-d8	2037-26-5	70-130	104

* % Recovery is calculated using unrounded analytical results.



December 04, 2019

Kris Hinskey
Arcadis Inc
10559 Citation Ave
Suite 100
Brighton, MI 48116

CADENA project ID: E203631
Project: Ford Livonia Transmission Project - OFF-SITE - Soil Gas and Groundwater
Project number: 30016344.0001B
Client project scopereference: Sample COC only was used to define project analytical requirements.
Laboratory: Eurofins Air Toxics -Folsom
Laboratory submittal: 1911604
Sample date:2019-11-22
Report received byCADENA: 2019-12-04
Initial DataVerification completed: 2019-12-04
6 Air samples were analyzed for TO-15 parameters.

No data qualifications or sample integrity issues were observed.

Data verification for the report specified above was completed using the Ford Motor Company Environmental Laboratory Technical Specification, the CADENA Standard Operating Procedure for the Verification of Environmental Analytical Data and the associated analytical methods as references for evaluating the batch QC, sample data and report content. The EPA National Functional Guidelines for validating organic and inorganic data were used as guidance when addressing out of control QC results and the associated data qualifiers.

Analytical results reported between RDL and MDL are flagged 'J' and considered estimated values.

The definitions of the qualifiers used for this data package are defined in the analytical report. CADENA valid qualifiers are defined in the table below. To view and download a PDF copy of the laboratory analytical report access the CADENA CLMS at <http://clms.cadenaco.com/index.cfm>.

Please contact me if you have any questions.

Sincerely,

Jim Tomalia

Project Scientist

CADENA Inc, 1099 Highland Drive, Suite E, Ann Arbor, MI 48108 517-819-0356

CADENA Valid Qualifiers

Valid Qualifiers	Description
<	Less than the reported concentration.
>	Greater than the reported concentration.
B	The analyte / compound was detected in the associated blank. For Organic methods the sample concentration was greater than the RDL and less than 5x (or 10x for common lab contaminants) the blank concentration and is considered non-detect at the reported concentration. For Inorganic methods the sample concentration was greater than the RDL and less than 10x the blank concentration and is considered non-detect at the reported concentration.
E	The analyte / Compound reported exceeds the calibration range and is considered estimated.
EMPC	Estimated Minimum Potential Contamination - Dioxin/Furan analyses only.
J	Indicates an estimated value. This flag is used either when estimating a concentration for a tentatively identified compound or when the data indicates the presence of an analyte / compound but the result is less than the sample Quantitation limit, but greater than zero. The flag is also used in data validation to indicate a reported value should be considered estimated due to associated quality assurance deficiencies.
J-	The result is an estimated quantity, but the result may be biased low.
JB	NON-DETECT AT THE CONCENTRATION REPORTED AND ESTIMATED
JH	The sample result is considered estimated and is potentially biased high.
JL	The sample result is considered estimated and is potentially biased low.
JUB	NON-DETECT AT THE REPORTING LIMIT AND ESTIMATED
NJ	Tentatively identified compound with approximated concentration.
R	Indicates the value is considered to be unusable. (Note: The analyte / compound may or may not be present.)
TNTC	Too Numerous to Count - Asbestos and Microbiological Results.
U	Indicates that the analyte / compound was analyzed for, but not detected.
UB	The analyte / compound was detected in the associated blank. For Organic methods the sample concentration was less than the RDL and less than 5x (or 10x for common lab contaminants) the blank concentration and is considered non-detect at the RDL. For Inorganic methods the sample concentration was less than the RDL and less than 10x the blank concentration and is considered non-detect at the RDL.
UJ	The analyte / compound was not detected above the reported sample Quantitation limit. However, the Quantitation limit is considered to be approximate due to associated quality assurance results and may or may not represent the actual limit of Quantitation to accurately and precisely report the analyte in the sample.

Ford Motor Company – Livonia Transmission Project

DATA REVIEW

Livonia, Michigan

Volatile Organic Compounds (VOC) TO-15 Analysis

SDG #1911604

CADENA Verification Report: 2019-12-04

Analyses Performed By:
Eurofins Air Toxics
Folsom, California

Report #35377R
Review Level: Tier III
Project: 30016344.00006

DATA REVIEW

SUMMARY

This data quality assessment summarizes the review of Sample Delivery Group (SDG) # 1911604 for samples collected in association with the Ford – Livonia, Michigan site. The review was conducted as a Tier III validation in addition to a verification/Tier II validation review performed by CADENA Inc. and included review of level IV laboratory data package completeness. Only elements of a Tier III validation effort (Tier III includes a detailed review of laboratory raw data to check for errors in calculation, calibration review, internal standard review and compound identification) and omitted deviations from the CADENA verification/Tier II report are documented in this report. Only analytical data associated with constituents of concern were reviewed for this validation. Field documentation was not included in this review. Included with this assessment are the validation annotated sample result sheets, and chain of custody. Analyses were performed on the following samples:

SDG	Sample ID	Lab ID	Matrix	Sample Collection Date	Parent Sample	Analysis		
						TO-15 (Full Scan)	TO-15 (SIM)	MISC
1911604	SSMP-11771BELDEN-01_112219	1911604-01A	Air	11/22/2019		X		
	SSMP-11771BELDEN-02_112219	1911604-02A	Air	11/22/2019		X		
	SSMP-11771BELDEN-03_112219	1911604-03A	Air	11/22/2019		X		
	SSMP-11771BELDEN-04_112219	1911604-04A	Air	11/22/2019		X		
	SSMP-11771BELDEN-05_112219	1911604-05A	Air	11/22/2019		X		
	SSMP-11771BELDEN-06_112219	1911604-06A	Air	11/22/2019		X		

DATA REVIEW

ANALYTICAL DATA PACKAGE DOCUMENTATION

The table below is the evaluation of the data package completeness.

Items Reviewed	Reported		Performance Acceptable		Not Required
	No	Yes	No	Yes	
1. Sample receipt condition		X		X	
2. Requested analyses and sample results		X		X	
3. Master tracking list		X		X	
4. Methods of analysis		X		X	
5. Reporting limits		X		X	
6. Sample collection date		X		X	
7. Laboratory sample received date		X		X	
8. Sample preservation verification (as applicable)		X		X	
9. Sample preparation/extraction/analysis dates		X		X	
10. Fully executed Chain-of-Custody (COC) form		X		X	
11. Narrative summary of Quality Assurance or sample problems provided		X		X	
12. Data Package Completeness and Compliance		X		X	

DATA REVIEW

ORGANIC ANALYSIS INTRODUCTION

Analyses were performed according to United States Environmental Protection Agency (USEPA) Method TO-15 (Full Scan). Data were reviewed in accordance with USEPA National Functional Guidelines of October 1999.

The data review process is an evaluation of data on a technical basis rather than a determination of contract compliance. As such, the standards against which the data are being weighed may differ from those specified in the analytical method. It is assumed that the data package represents the best efforts of the laboratory and had already been subjected to adequate and sufficient quality review prior to submission.

During the review process, laboratory qualified and unqualified data are verified against the supporting documentation. Based on this evaluation, qualifier codes may be added, deleted, or modified by the data reviewer. Results are qualified with the following codes in accordance with USEPA National Functional Guidelines:

- Concentration (C) Qualifiers
 - U The analyte was analyzed for but was not detected above the level of the reported sample quantitation limit.
 - B The compound has been found in the sample as well as its associated blank, its presence in the sample may be suspect.
- Quantitation (Q) Qualifiers
 - E The compound was quantitated above the calibration range.
 - D Concentration is based on a diluted sample analysis.
- Validation Qualifiers
 - J The result is an estimated quantity. The associated numerical value is the approximate concentration of the analyte in the sample.
 - UJ The analyte was analyzed for but was not detected. The reported quantitation limit is approximate and may be inaccurate or imprecise.
 - J+ The result is an estimated quantity, but the result may be biased high.
 - J- The result is an estimated quantity, but the result may be biased low.
 - UB Analyte considered non-detect at the listed value due to associated blank contamination.
 - N The analysis indicates the presence of a compound for which there is presumptive evidence to make a tentative identification.
 - R The sample results are rejected.

Two facts should be noted by all data users. First, the "R" flag means that the associated value is unusable. In other words, due to significant quality control (QC) problems, the analysis is invalid and provides no information as to whether the compound is present or not. "R" values should not appear on data tables because they cannot be relied upon, even as a last resort. The second fact to keep in mind is that no compound concentration, even if it has passed all QC tests, is guaranteed to be accurate. Strict QC serves to increase confidence in data but any value potentially contains error.

DATA REVIEW

VOLATILE ORGANIC COMPOUND (VOC) ANALYSES

1. Holding Times

The specified holding times for the following methods are presented in the following table.

Method	Matrix	Holding Time	Preservation	Return Canister Pressure
USEPA TO-15	Air	30 days from collection to analysis (Canister)	Ambient Temperature	< -2" Hg

All samples were analyzed within the specified holding time and canister return pressure / vacuum criteria.

2. Mass Spectrometer Tuning

Mass spectrometer performance was acceptable and all analyses were performed within a 12-hour tune clock.

System performance and column resolution were acceptable.

3. Calibration

Satisfactory instrument calibration is established to ensure that the instrument is capable of producing acceptable quantitative data. An initial calibration demonstrates that the instrument is capable of acceptable performance at the beginning of an experimental sequence. The continuing calibration verifies that the instrument daily performance is satisfactory.

3.1 Initial Calibration

The method specifies percent relative standard deviation (%RSD) and relative response factor (RRF) limits for select compounds only. A technical review of the data applies limits to all compounds with no exceptions.

All target compounds associated with the initial calibration standards must exhibit a %RSD less than the control limit (30%) or a correlation coefficient greater than 0.99 and an RRF value greater than control limit (0.05).

All compounds associated with the initial calibrations were within the specified control limits.

3.2 Continuing Calibration

All target compounds associated with the continuing calibration standard must exhibit a percent difference (%D) less than the control limit (30%) and RRF value greater than control limit (0.05).

All compounds associated with the continuing calibrations were within the specified control limits.

4. Internal Standard Performance

Internal standard performance criteria ensure that the GC/MS sensitivity and response are stable during every sample analysis. The criteria requires the internal standard compounds associated with the VOC exhibit area counts that are not greater than 140% or less than 60% of the area counts of the associated continuing calibration standard.

All internal standard responses were within control limits.

DATA REVIEW

5. Compound Identification

Compounds are identified on the GC/MS by using the analytes relative retention time and ion spectra. All identified compounds met the specified criteria.

6. Field Duplicate Sample Analysis

The field duplicate analysis is used to assess the precision of the field sampling procedures and analytical method. A control limit of 35% for air matrices is applied to the RPD between the parent sample and the field duplicate. In the instance when the parent and/or duplicate sample concentrations are not greater than five times the RL, a control limit of one times the RL is applied to the difference between the duplicate sample results.

A field duplicate was not performed on a sample location within this SDG.

7. System Performance and Overall Assessment

Overall system performance was acceptable. Other than for those deviations specifically mentioned in this review, the overall data quality is within the guidelines specified in the method.

DATA REVIEW

DATA VALIDATION CHECKLIST FOR VOCs

VOCs: TO-15 (Full Scan)	Reported		Performance Acceptable		Not Required
	No	Yes	No	Yes	
GAS CHROMATOGRAPHY/MASS SPECTROMETRY (GC/MS)					
Tier II Validation					
Canister return pressure (<-2"Hg)		X		X	
Tier III Validation					
System performance and column resolution		X		X	
Initial calibration %RSDs		X		X	
Continuing calibration RRFs		X		X	
Continuing calibration %Ds		X		X	
Instrument tune and performance check		X		X	
Ion abundance criteria for each instrument used		X		X	
Internal standard		X		X	
Field Duplicate Sample RPD					X
Compound identification and quantitation					
A. Reconstructed ion chromatograms		X		X	
B. Quantitation Reports		X		X	
C. RT of sample compounds within the established RT windows		X		X	
D. Transcription/calculation errors present		X		X	
E. Reporting limits adjusted to reflect sample dilutions		X		X	

Notes:

%RSD Relative standard deviation

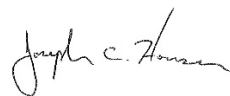
%R Percent recovery

RPD Relative percent difference

%D Percent difference

VALIDATION PERFORMED BY: Joseph C. Houser

SIGNATURE:



DATE: January 4, 2020

PEER REVIEW: Dennis Capria

DATE: January 6, 2020



**CHAIN OF CUSTODY
CORRECTED SAMPLE ANALYSIS DATA
SHEETS**



**NO CORRECTIONS/QUALIFIERS ADDED
TO SAMPLE ANALYSIS DATA SHEETS**



EPA METHOD TO-15 GC/MS FULL SCAN
 Ford LTP

Client ID:	SSMP-11771BELDEN-01_112219	Date/Time Analyzed:	12/3/19 02:57 AM
Lab ID:	1911604-01A	Dilution Factor:	2.50
Date/Time Collected:	11/22/19 07:35 AM	Instrument/Filename:	msd17.i / 17120227
Media:	1 Liter Summa Canister (100% Certified)		

Compound	CAS#	MDL (ug/m3)	LOD (ug/m3)	Rpt. Limit (ug/m3)	Amount (ug/m3)
1,1-Dichloroethene	75-35-4	2.2	4.0	5.0	Not Detected
1,4-Dioxane	123-91-1	9.5	14	18	Not Detected
cis-1,2-Dichloroethene	156-59-2	1.4	4.0	5.0	Not Detected
Tetrachloroethene	127-18-4	3.4	6.8	8.5	Not Detected
trans-1,2-Dichloroethene	156-60-5	1.5	4.0	5.0	Not Detected
Trichloroethene	79-01-6	2.4	5.4	6.7	Not Detected
Vinyl Chloride	75-01-4	1.3	2.6	3.2	Not Detected

D: Analyte not within the DoD scope of accreditation.

Surrogates	CAS#	Limits	%Recovery
1,2-Dichloroethane-d4	17060-07-0	70-130	109
4-Bromofluorobenzene	460-00-4	70-130	98
Toluene-d8	2037-26-5	70-130	103

EPA METHOD TO-15 GC/MS FULL SCAN
 Ford LTP

Client ID:	SSMP-11771BELDEN-02_112219	Date/Time Analyzed:	12/3/19 03:29 AM
Lab ID:	1911604-02A	Dilution Factor:	2.47
Date/Time Collected:	11/22/19 07:56 AM	Instrument/Filename:	msd17.i / 17120228
Media:	1 Liter Summa Canister (100% Certified)		

Compound	CAS#	MDL (ug/m3)	LOD (ug/m3)	Rpt. Limit (ug/m3)	Amount (ug/m3)
1,1-Dichloroethene	75-35-4	2.2	3.9	4.9	Not Detected
1,4-Dioxane	123-91-1	9.4	13	18	Not Detected
cis-1,2-Dichloroethene	156-59-2	1.4	3.9	4.9	Not Detected
Tetrachloroethene	127-18-4	3.4	6.7	8.4	120
trans-1,2-Dichloroethene	156-60-5	1.5	3.9	4.9	Not Detected
Trichloroethene	79-01-6	2.4	5.3	6.6	Not Detected
Vinyl Chloride	75-01-4	1.3	2.5	3.2	Not Detected

D: Analyte not within the DoD scope of accreditation.

Surrogates	CAS#	Limits	%Recovery
1,2-Dichloroethane-d4	17060-07-0	70-130	118
4-Bromofluorobenzene	460-00-4	70-130	96
Toluene-d8	2037-26-5	70-130	105

EPA METHOD TO-15 GC/MS FULL SCAN
 Ford LTP

Client ID:	SSMP-11771BELDEN-03_112219	Date/Time Analyzed:	12/3/19 03:57 AM
Lab ID:	1911604-03A	Dilution Factor:	2.61
Date/Time Collected:	11/22/19 08:16 AM	Instrument/Filename:	msd17.i / 17120229
Media:	1 Liter Summa Canister (100% Certified)		

Compound	CAS#	MDL (ug/m3)	LOD (ug/m3)	Rpt. Limit (ug/m3)	Amount (ug/m3)
1,1-Dichloroethene	75-35-4	2.3	4.1	5.2	Not Detected
1,4-Dioxane	123-91-1	10	14	19	Not Detected
cis-1,2-Dichloroethene	156-59-2	1.4	4.1	5.2	Not Detected
Tetrachloroethene	127-18-4	3.5	7.1	8.8	110
trans-1,2-Dichloroethene	156-60-5	1.6	4.1	5.2	Not Detected
Trichloroethene	79-01-6	2.5	5.6	7.0	Not Detected
Vinyl Chloride	75-01-4	1.3	2.7	3.3	Not Detected

D: Analyte not within the DoD scope of accreditation.

Surrogates	CAS#	Limits	%Recovery
1,2-Dichloroethane-d4	17060-07-0	70-130	106
4-Bromofluorobenzene	460-00-4	70-130	97
Toluene-d8	2037-26-5	70-130	104

EPA METHOD TO-15 GC/MS FULL SCAN
 Ford LTP

Client ID:	SSMP-11771BELDEN-04_112219	Date/Time Analyzed:	12/3/19 04:26 AM
Lab ID:	1911604-04A	Dilution Factor:	2.52
Date/Time Collected:	11/22/19 07:40 AM	Instrument/Filename:	msd17.i / 17120230
Media:	1 Liter Summa Canister (100% Certified)		

Compound	CAS#	MDL (ug/m3)	LOD (ug/m3)	Rpt. Limit (ug/m3)	Amount (ug/m3)
1,1-Dichloroethene	75-35-4	2.2	4.0	5.0	Not Detected
1,4-Dioxane	123-91-1	9.6	14	18	Not Detected
cis-1,2-Dichloroethene	156-59-2	1.4	4.0	5.0	Not Detected
Tetrachloroethene	127-18-4	3.4	6.8	8.5	25
trans-1,2-Dichloroethene	156-60-5	1.5	4.0	5.0	Not Detected
Trichloroethene	79-01-6	2.4	5.4	6.8	Not Detected
Vinyl Chloride	75-01-4	1.3	2.6	3.2	Not Detected

D: Analyte not within the DoD scope of accreditation.

Surrogates	CAS#	Limits	%Recovery
1,2-Dichloroethane-d4	17060-07-0	70-130	113
4-Bromofluorobenzene	460-00-4	70-130	94
Toluene-d8	2037-26-5	70-130	102

EPA METHOD TO-15 GC/MS FULL SCAN
 Ford LTP

Client ID:	SSMP-11771BELDEN-05_112219	Date/Time Analyzed:	12/3/19 04:54 AM
Lab ID:	1911604-05A	Dilution Factor:	2.67
Date/Time Collected:	11/22/19 08:23 AM	Instrument/Filename:	msd17.i / 17120231
Media:	1 Liter Summa Canister (100% Certified)		

Compound	CAS#	MDL (ug/m3)	LOD (ug/m3)	Rpt. Limit (ug/m3)	Amount (ug/m3)
1,1-Dichloroethene	75-35-4	2.3	4.2	5.3	Not Detected
1,4-Dioxane	123-91-1	10	14	19	Not Detected
cis-1,2-Dichloroethene	156-59-2	1.5	4.2	5.3	Not Detected
Tetrachloroethene	127-18-4	3.6	7.2	9.0	31
trans-1,2-Dichloroethene	156-60-5	1.6	4.2	5.3	Not Detected
Trichloroethene	79-01-6	2.6	5.7	7.2	Not Detected
Vinyl Chloride	75-01-4	1.4	2.7	3.4	Not Detected

D: Analyte not within the DoD scope of accreditation.

Surrogates	CAS#	Limits	%Recovery
1,2-Dichloroethane-d4	17060-07-0	70-130	122
4-Bromofluorobenzene	460-00-4	70-130	97
Toluene-d8	2037-26-5	70-130	103

EPA METHOD TO-15 GC/MS FULL SCAN
 Ford LTP

Client ID:	SSMP-11771BELDEN-06_112219	Date/Time Analyzed:	12/3/19 07:54 AM
Lab ID:	1911604-06A	Dilution Factor:	2.64
Date/Time Collected:	11/22/19 08:02 AM	Instrument/Filename:	msd17.i / 17120232
Media:	1 Liter Summa Canister (100% Certified)		

Compound	CAS#	MDL (ug/m3)	LOD (ug/m3)	Rpt. Limit (ug/m3)	Amount (ug/m3)
1,1-Dichloroethene	75-35-4	2.3	4.2	5.2	Not Detected
1,4-Dioxane	123-91-1	10	14	19	Not Detected
cis-1,2-Dichloroethene	156-59-2	1.5	4.2	5.2	Not Detected
Tetrachloroethene	127-18-4	3.6	7.2	9.0	30
trans-1,2-Dichloroethene	156-60-5	1.6	4.2	5.2	Not Detected
Trichloroethene	79-01-6	2.6	5.7	7.1	Not Detected
Vinyl Chloride	75-01-4	1.3	2.7	3.4	Not Detected

D: Analyte not within the DoD scope of accreditation.

Surrogates	CAS#	Limits	%Recovery
1,2-Dichloroethane-d4	17060-07-0	70-130	117
4-Bromofluorobenzene	460-00-4	70-130	99
Toluene-d8	2037-26-5	70-130	103

Analysis Request / Canister Chain of Custody

For Laboratory Use Only

PID: _____ Workorder #: 1911604

180 Blue Ravine Rd. Suite B, Folsom, CA 95630
Phone (800) 985-5955; Fax (916) 351-8279

Click links below to view:

[Canister Sampling Guide](#)
[Helium Shroud Video](#)

Client:	Ford	PID:	NA	Special Instructions/Notes: Report ONLY: 1,1-DCE, cis-1,2-DCE, trans-1,2-DCE, 1,4-Dioxane, PCE, TCE and VC. Submit results through Cadena at jim.tomalia@cadena.com. Cadena #E203631. Level IV Reporting	Turnaround Time (Rush surcharges may apply)
Project Name:	Ford LTP				5 Day Turnaround Time
Project Manager:	Kris Hinskey	P.O.#	30016344.0001B		
Sampler:	Seth Turner, Patrick Labadie				
Site Name:	11771 belden				

Lab ID	Sample Identification	Can #	Flow Controller #	Start Sampling Information		Stop Sampling Information		Initial (in Hg)	Final (in Hg)	Lab Use Only		TO-15 (See Special Instructions/Notes)	Do Not Analyze
				Date	Time	Date	Time			Receipt	Final (psig) Gas: N ₂ / He		
01A	SSMP-11771BELDEN-01_112219	1L1538	23221	11/22/2019	7:24	11/22/2019	7:35	-30	-6.5			X	
02A	SSMP-11771BELDEN-02_112219	1L1951	23623	11/22/2019	7:41	11/22/2019	7:56	-29.9	-5			X	
03A	SSMP-11771BELDEN-03_112219	1L2965	24264	11/22/2019	8:03	11/22/2019	8:16	-29.9	-6			X	
04A	SSMP-11771BELDEN-04_112219	1L3170	23607	11/22/2019	7:29	11/22/2019	7:40	-29.8	-6			X	
05A	SSMP-11771BELDEN-05_112219	1L2834	24391	11/22/2019	8:10	11/22/2019	8:23	-29.9	-7			X	
06A	SSMP-11771BELDEN-06_112219	1L2516	24528	11/22/2019	7:49	11/22/2019	8:02	-29.9	-6			X	

Relinquished by: (Signature/Affiliation)	Date	Time	Received by: (Signature/Affiliation)	Date	Time
<i>Seth Turner / Arcadis</i>	11/22/19	1200	<i>[Signature] etc</i>	11/22/19	0945
Relinquished by: (Signature/Affiliation)	Date	Time	Received by: (Signature/Affiliation)	Date	Time
Relinquished by: (Signature/Affiliation)	Date	Time	Received by: (Signature/Affiliation)	Date	Time

Lab Use Only		
Shipper Name: <i>FedEx</i>	Custody Seals Intact? <input checked="" type="checkbox"/> Yes <input type="checkbox"/> No <input type="checkbox"/> None	

Sample Transportation Notice: Relinquishing signature on this document indicates that samples are shipped in compliance with all applicable local, State, Federal, and international laws, regulations, and ordinances of any kind. Relinquishing signature also indicates agreement to hold harmless, defend, and indemnify Eurofins Air Toxics against any claim, demand, or action, of any kind, related to the collection, handling, of shipping of samples. D.O.T Hotline (800) 467-4922

12/6/2019
Mr. Jim Tomalia
Arcadis U.S., Inc.
28550 Cabot Dr.
Suite 500
Novi MI 48377

Project Name: Ford LTP
Project #:
Workorder #: 1911683

Dear Mr. Jim Tomalia

The following report includes the data for the above referenced project for sample(s) received on 11/30/2019 at Air Toxics Ltd.

The data and associated QC analyzed by Modified TO-15 are compliant with the project requirements or laboratory criteria with the exception of the deviations noted in the attached case narrative.

Thank you for choosing Eurofins Air Toxics Inc. for your air analysis needs. Eurofins Air Toxics Inc. is committed to providing accurate data of the highest quality. Please feel free to contact the Project Manager: Ausha Scott at 916-985-1000 if you have any questions regarding the data in this report.

Regards,



Ausha Scott
Project Manager

WORK ORDER #: 1911683

Work Order Summary

CLIENT:	Mr. Jim Tomalia Arcadis U.S., Inc. 28550 Cabot Dr. Suite 500 Novi, MI 48377	BILL TO:	Accounts Payable Arcadis U.S., Inc. 630 Plaza Drive Suite 600 Highlands Ranch, CO 80129
PHONE:	517-819-0356	P.O. #	30016344.0001B
FAX:		PROJECT #	Ford LTP
DATE RECEIVED:	11/30/2019	CONTACT:	Ausha Scott
DATE COMPLETED:	12/06/2019		

<u>FRACTION #</u>	<u>NAME</u>	<u>TEST</u>	<u>RECEIPT VAC./PRES.</u>	<u>FINAL PRESSURE</u>
01A	DUP-11771BELDEN-01_112219	Modified TO-15	6.9 "Hg	4.8 psi
02A	AA-11771BELDEN-01_112219	Modified TO-15	6.1 "Hg	4.6 psi
03A	IAG-11771BELDEN-01_112219	Modified TO-15	7.8 "Hg	5.1 psi
04A	IAG-11771BELDEN-02_112219	Modified TO-15	4.9 "Hg	4.8 psi
05A	IAF-11771BELDEN-03_112219	Modified TO-15	8 "Hg	5.5 psi
06A	IAF-11771BELDEN-04_112219	Modified TO-15	5.7 "Hg	4.6 psi
07A	Lab Blank	Modified TO-15	NA	NA
08A	CCV	Modified TO-15	NA	NA
09A	LCS	Modified TO-15	NA	NA
09AA	LCSD	Modified TO-15	NA	NA

CERTIFIED BY: 

 Technical Director

DATE: 12/06/19

Certification numbers: AZ Licensure AZ0775, FL NELAP – E87680, LA NELAP – 02089, NH NELAP - 209218, NJ NELAP - CA016, NY NELAP - 11291, TX NELAP - T104704434-18-13, UT NELAP – CA009332019-11, VA NELAP - 460197, WA NELAP - C935

Name of Accreditation Body: NELAP/ORELAP (Oregon Environmental Laboratory Accreditation Program)
 Accreditation number: CA300005-011, Effective date: 10/18/2019, Expiration date: 10/17/2020.

Eurofins Air Toxics, LLC certifies that the test results contained in this report meet all requirements of the NELAC standards

This report shall not be reproduced, except in full, without the written approval of Eurofins Air Toxics, LLC.

180 BLUE RAVINE ROAD, SUITE B FOLSOM, CA - 95630
 (916) 985-1000 . (800) 985-5955 . FAX (916) 351-8279

LABORATORY NARRATIVE
Modified TO-15
Arcadis U.S., Inc.
Workorder# 1911683

Six 6 Liter Summa Canister (100% Cert Ambient) samples were received on November 30, 2019. The laboratory performed analysis via modified EPA Method TO-15 using GC/MS in the full scan mode.

Method modifications taken to run these samples are summarized in the table below. Specific project requirements may over-ride the EATL modifications.

<i>Requirement</i>	<i>TO-15</i>	<i>ATL Modifications</i>
Initial Calibration	$\leq 30\%$ RSD with 2 compounds allowed out to <math>< 40\%</math> RSD	$\leq 30\%$ RSD with 4 compounds allowed out to <math>< 40\%</math> RSD
Blank and standards	Zero Air	UHP Nitrogen provides a higher purity gas matrix than zero air

Receiving Notes

There were no receiving discrepancies.

Analytical Notes

As per client project requirements, the laboratory has reported estimated values for target compound hits that are below the Reporting Limit but greater than the Method Detection Limit. Concentrations that are below the level at which the canister was certified may be false positives.

Definition of Data Qualifying Flags

Eight qualifiers may have been used on the data analysis sheets and indicates as follows:

B - Compound present in laboratory blank greater than reporting limit (background subtraction not performed).

J - Estimated value.

E - Exceeds instrument calibration range.

S - Saturated peak.

Q - Exceeds quality control limits.

U - Compound analyzed for but not detected above the reporting limit, LOD, or MDL value. See data page for project specific U-flag definition.

UJ- Non-detected compound associated with low bias in the CCV

N - The identification is based on presumptive evidence.

File extensions may have been used on the data analysis sheets and indicates as follows:

a-File was requantified

b-File was quantified by a second column and detector

r1-File was requantified for the purpose of reissue

MODIFIED EPA METHOD TO-15 GC/MS FULL SCAN
Ford LTP

Client ID:	DUP-11771BELDEN-01_112219	Date/Time Analyzed:	12/3/19 06:45 PM
Lab ID:	1911683-01A	Dilution Factor:	1.72
Date/Time Collected:	11/22/19 12:00 AM	Instrument/Filename:	msd20.i / 20120314
Media:	6 Liter Summa Canister (100% Cert Ambier)		

Compound	CAS#	MDL (ug/m3)	LOD (ug/m3)	Rpt. Limit (ug/m3)	Amount (ug/m3)
1,1-Dichloroethene	75-35-4	0.16	0.61	0.68	Not Detected
1,4-Dioxane	123-91-1	0.50	0.56	0.62	Not Detected
cis-1,2-Dichloroethene	156-59-2	0.37	0.61	0.68	Not Detected
Tetrachloroethene	127-18-4	0.72	1.0	1.2	Not Detected
trans-1,2-Dichloroethene	156-60-5	0.38	0.61	0.68	Not Detected
Trichloroethene	79-01-6	0.45	0.83	0.92	Not Detected
Vinyl Chloride	75-01-4	0.14	0.40	0.44	Not Detected

D: Analyte not within the DoD scope of accreditation.

Surrogates	CAS#	Limits	%Recovery
1,2-Dichloroethane-d4	17060-07-0	70-130	100
4-Bromofluorobenzene	460-00-4	70-130	100
Toluene-d8	2037-26-5	70-130	100

MODIFIED EPA METHOD TO-15 GC/MS FULL SCAN
Ford LTP

Client ID:	AA-11771BELDEN-01_112219	Date/Time Analyzed:	12/3/19 07:25 PM
Lab ID:	1911683-02A	Dilution Factor:	1.65
Date/Time Collected:	11/22/19 03:51 PM	Instrument/Filename:	msd20.i / 20120315
Media:	6 Liter Summa Canister (100% Cert Ambier)		

Compound	CAS#	MDL (ug/m3)	LOD (ug/m3)	Rpt. Limit (ug/m3)	Amount (ug/m3)
1,1-Dichloroethene	75-35-4	0.16	0.59	0.65	Not Detected
1,4-Dioxane	123-91-1	0.48	0.54	0.59	Not Detected
cis-1,2-Dichloroethene	156-59-2	0.35	0.59	0.65	Not Detected
Tetrachloroethene	127-18-4	0.70	1.0	1.1	Not Detected
trans-1,2-Dichloroethene	156-60-5	0.37	0.59	0.65	Not Detected
Trichloroethene	79-01-6	0.44	0.80	0.89	Not Detected
Vinyl Chloride	75-01-4	0.14	0.38	0.42	Not Detected

D: Analyte not within the DoD scope of accreditation.

Surrogates	CAS#	Limits	%Recovery
1,2-Dichloroethane-d4	17060-07-0	70-130	97
4-Bromofluorobenzene	460-00-4	70-130	97
Toluene-d8	2037-26-5	70-130	97

MODIFIED EPA METHOD TO-15 GC/MS FULL SCAN
Ford LTP

Client ID:	IAG-11771BELDEN-01_112219	Date/Time Analyzed:	12/3/19 08:04 PM
Lab ID:	1911683-03A	Dilution Factor:	1.82
Date/Time Collected:	11/22/19 03:56 PM	Instrument/Filename:	msd20.i / 20120316
Media:	6 Liter Summa Canister (100% Cert Ambier)		

Compound	CAS#	MDL (ug/m3)	LOD (ug/m3)	Rpt. Limit (ug/m3)	Amount (ug/m3)
1,1-Dichloroethene	75-35-4	0.17	0.65	0.72	Not Detected
1,4-Dioxane	123-91-1	0.53	0.59	0.66	Not Detected
cis-1,2-Dichloroethene	156-59-2	0.39	0.65	0.72	Not Detected
Tetrachloroethene	127-18-4	0.77	1.1	1.2	Not Detected
trans-1,2-Dichloroethene	156-60-5	0.40	0.65	0.72	Not Detected
Trichloroethene	79-01-6	0.48	0.88	0.98	Not Detected
Vinyl Chloride	75-01-4	0.15	0.42	0.46	Not Detected

D: Analyte not within the DoD scope of accreditation.

Surrogates	CAS#	Limits	%Recovery
1,2-Dichloroethane-d4	17060-07-0	70-130	95
4-Bromofluorobenzene	460-00-4	70-130	103
Toluene-d8	2037-26-5	70-130	100

MODIFIED EPA METHOD TO-15 GC/MS FULL SCAN
Ford LTP

Client ID:	IAG-11771BELDEN-02_112219	Date/Time Analyzed:	12/3/19 08:44 PM
Lab ID:	1911683-04A	Dilution Factor:	1.58
Date/Time Collected:	11/22/19 03:59 PM	Instrument/Filename:	msd20.i / 20120317
Media:	6 Liter Summa Canister (100% Cert Ambier)		

Compound	CAS#	MDL (ug/m3)	LOD (ug/m3)	Rpt. Limit (ug/m3)	Amount (ug/m3)
1,1-Dichloroethene	75-35-4	0.15	0.56	0.63	Not Detected
1,4-Dioxane	123-91-1	0.46	0.51	0.57	Not Detected
cis-1,2-Dichloroethene	156-59-2	0.34	0.56	0.63	Not Detected
Tetrachloroethene	127-18-4	0.67	0.96	1.1	Not Detected
trans-1,2-Dichloroethene	156-60-5	0.35	0.56	0.63	Not Detected
Trichloroethene	79-01-6	0.42	0.76	0.85	Not Detected
Vinyl Chloride	75-01-4	0.13	0.36	0.40	Not Detected

D: Analyte not within the DoD scope of accreditation.

Surrogates	CAS#	Limits	%Recovery
1,2-Dichloroethane-d4	17060-07-0	70-130	92
4-Bromofluorobenzene	460-00-4	70-130	104
Toluene-d8	2037-26-5	70-130	99

MODIFIED EPA METHOD TO-15 GC/MS FULL SCAN
Ford LTP

Client ID:	IAF-11771BELDEN-03_112219	Date/Time Analyzed:	12/3/19 09:24 PM
Lab ID:	1911683-05A	Dilution Factor:	1.87
Date/Time Collected:	11/22/19 04:13 PM	Instrument/Filename:	msd20.i / 20120318
Media:	6 Liter Summa Canister (100% Cert Ambier)		

Compound	CAS#	MDL (ug/m3)	LOD (ug/m3)	Rpt. Limit (ug/m3)	Amount (ug/m3)
1,1-Dichloroethene	75-35-4	0.18	0.67	0.74	Not Detected
1,4-Dioxane	123-91-1	0.54	0.61	0.67	Not Detected
cis-1,2-Dichloroethene	156-59-2	0.40	0.67	0.74	Not Detected
Tetrachloroethene	127-18-4	0.79	1.1	1.3	Not Detected
trans-1,2-Dichloroethene	156-60-5	0.42	0.67	0.74	Not Detected
Trichloroethene	79-01-6	0.49	0.90	1.0	Not Detected
Vinyl Chloride	75-01-4	0.15	0.43	0.48	Not Detected

D: Analyte not within the DoD scope of accreditation.

Surrogates	CAS#	Limits	%Recovery
1,2-Dichloroethane-d4	17060-07-0	70-130	93
4-Bromofluorobenzene	460-00-4	70-130	106
Toluene-d8	2037-26-5	70-130	98

MODIFIED EPA METHOD TO-15 GC/MS FULL SCAN
Ford LTP

Client ID:	IAF-11771BELDEN-04_112219	Date/Time Analyzed:	12/3/19 10:03 PM
Lab ID:	1911683-06A	Dilution Factor:	1.62
Date/Time Collected:	11/22/19 03:54 PM	Instrument/Filename:	msd20.i / 20120319
Media:	6 Liter Summa Canister (100% Cert Ambier)		

Compound	CAS#	MDL (ug/m3)	LOD (ug/m3)	Rpt. Limit (ug/m3)	Amount (ug/m3)
1,1-Dichloroethene	75-35-4	0.15	0.58	0.64	Not Detected
1,4-Dioxane	123-91-1	0.47	0.52	0.58	Not Detected
cis-1,2-Dichloroethene	156-59-2	0.35	0.58	0.64	Not Detected
Tetrachloroethene	127-18-4	0.68	0.99	1.1	1.0 J
trans-1,2-Dichloroethene	156-60-5	0.36	0.58	0.64	Not Detected
Trichloroethene	79-01-6	0.43	0.78	0.87	Not Detected
Vinyl Chloride	75-01-4	0.13	0.37	0.41	Not Detected

J = Estimated value.

D: Analyte not within the DoD scope of accreditation.

Surrogates	CAS#	Limits	%Recovery
1,2-Dichloroethane-d4	17060-07-0	70-130	100
4-Bromofluorobenzene	460-00-4	70-130	106
Toluene-d8	2037-26-5	70-130	99

MODIFIED EPA METHOD TO-15 GC/MS FULL SCAN
Ford LTP

Client ID:	Lab Blank	Date/Time Analyzed:	12/3/19 12:49 PM
Lab ID:	1911683-07A	Dilution Factor:	1.00
Date/Time Collected:	NA - Not Applicable	Instrument/Filename:	msd20.i / 20120307c
Media:	NA - Not Applicable		

Compound	CAS#	MDL (ug/m3)	LOD (ug/m3)	Rpt. Limit (ug/m3)	Amount (ug/m3)
1,1-Dichloroethene	75-35-4	0.095	0.36	0.40	Not Detected
1,4-Dioxane	123-91-1	0.29	0.32	0.36	Not Detected
cis-1,2-Dichloroethene	156-59-2	0.21	0.36	0.40	Not Detected
Tetrachloroethene	127-18-4	0.42	0.61	0.68	Not Detected
trans-1,2-Dichloroethene	156-60-5	0.22	0.36	0.40	Not Detected
Trichloroethene	79-01-6	0.26	0.48	0.54	Not Detected
Vinyl Chloride	75-01-4	0.082	0.23	0.26	Not Detected

D: Analyte not within the DoD scope of accreditation.

Surrogates	CAS#	Limits	%Recovery
1,2-Dichloroethane-d4	17060-07-0	70-130	112
4-Bromofluorobenzene	460-00-4	70-130	104
Toluene-d8	2037-26-5	70-130	98

MODIFIED EPA METHOD TO-15 GC/MS FULL SCAN
Ford LTP

Client ID:	CCV	Date/Time Analyzed:	12/3/19 08:20 AM
Lab ID:	1911683-08A	Dilution Factor:	1.00
Date/Time Collected:	NA - Not Applicable	Instrument/Filename:	msd20.i / 20120302
Media:	NA - Not Applicable		

Compound	CAS#	%Recovery
1,1-Dichloroethene	75-35-4	95
1,4-Dioxane	123-91-1	93
cis-1,2-Dichloroethene	156-59-2	95
Tetrachloroethene	127-18-4	99
trans-1,2-Dichloroethene	156-60-5	100
Trichloroethene	79-01-6	107
Vinyl Chloride	75-01-4	92

D: Analyte not within the DoD scope of accreditation.

Surrogates	CAS#	Limits	%Recovery
1,2-Dichloroethane-d4	17060-07-0	70-130	92
4-Bromofluorobenzene	460-00-4	70-130	102
Toluene-d8	2037-26-5	70-130	104

MODIFIED EPA METHOD TO-15 GC/MS FULL SCAN
Ford LTP

Client ID:	LCS	Date/Time Analyzed:	12/3/19 10:34 AM
Lab ID:	1911683-09A	Dilution Factor:	1.00
Date/Time Collected:	NA - Not Applicable	Instrument/Filename:	msd20.i / 20120304
Media:	NA - Not Applicable		

Compound	CAS#	%Recovery
1,1-Dichloroethene	75-35-4	94
1,4-Dioxane	123-91-1	92
cis-1,2-Dichloroethene	156-59-2	86
Tetrachloroethene	127-18-4	99
trans-1,2-Dichloroethene	156-60-5	103
Trichloroethene	79-01-6	103
Vinyl Chloride	75-01-4	94

D: Analyte not within the DoD scope of accreditation.

Surrogates	CAS#	Limits	%Recovery
1,2-Dichloroethane-d4	17060-07-0	70-130	93
4-Bromofluorobenzene	460-00-4	70-130	100
Toluene-d8	2037-26-5	70-130	102

* % Recovery is calculated using unrounded analytical results.

MODIFIED EPA METHOD TO-15 GC/MS FULL SCAN
Ford LTP

Client ID:	LCSD	Date/Time Analyzed:	12/3/19 11:13 AM
Lab ID:	1911683-09AA	Dilution Factor:	1.00
Date/Time Collected:	NA - Not Applicable	Instrument/Filename:	msd20.i / 20120305
Media:	NA - Not Applicable		

Compound	CAS#	%Recovery
1,1-Dichloroethene	75-35-4	91
1,4-Dioxane	123-91-1	91
cis-1,2-Dichloroethene	156-59-2	86
Tetrachloroethene	127-18-4	102
trans-1,2-Dichloroethene	156-60-5	104
Trichloroethene	79-01-6	104
Vinyl Chloride	75-01-4	94

D: Analyte not within the DoD scope of accreditation.

Surrogates	CAS#	Limits	%Recovery
1,2-Dichloroethane-d4	17060-07-0	70-130	95
4-Bromofluorobenzene	460-00-4	70-130	98
Toluene-d8	2037-26-5	70-130	100

* % Recovery is calculated using unrounded analytical results.



December 06, 2019

Kris Hinskey
Arcadis Inc
10559 Citation Ave
Suite 100
Brighton, MI 48116

CADENA project ID: E203631
Project: Ford Livonia Transmission Project - OFF-SITE - Soil Gas and Groundwater
Project number: 30016344.0001B
Client project scopereference: Sample COC only was used to define project analytical requirements.
Laboratory: Eurofins Air Toxics -Folsom
Laboratory submittal: 1911683
Sample date:2019-11-22
Report received byCADENA: 2019-12-06
Initial DataVerification completed: 2019-12-06
6 Air samples were analyzed for TO-15 parameters.

No data qualifications or sample integrity issues were observed.

Data verification for the report specified above was completed using the Ford Motor Company Environmental Laboratory Technical Specification, the CADENA Standard Operating Procedure for the Verification of Environmental Analytical Data and the associated analytical methods as references for evaluating the batch QC, sample data and report content. The EPA National Functional Guidelines for validating organic and inorganic data were used as guidance when addressing out of control QC results and the associated data qualifiers.

Analytical results reported between RDL and MDL are flagged 'J' and considered estimated values.

The definitions of the qualifiers used for this data package are defined in the analytical report. CADENA valid qualifiers are defined in the table below. To view and download a PDF copy of the laboratory analytical report access the CADENA CLMS at <http://clms.cadenaco.com/index.cfm>.

Please contact me if you have any questions.

Sincerely,

Jim Tomalia

Project Scientist

CADENA Inc, 1099 Highland Drive, Suite E, Ann Arbor, MI 48108 517-819-0356

CADENA Valid Qualifiers

Valid Qualifiers	Description
<	Less than the reported concentration.
>	Greater than the reported concentration.
B	The analyte / compound was detected in the associated blank. For Organic methods the sample concentration was greater than the RDL and less than 5x (or 10x for common lab contaminants) the blank concentration and is considered non-detect at the reported concentration. For Inorganic methods the sample concentration was greater than the RDL and less than 10x the blank concentration and is considered non-detect at the reported concentration.
E	The analyte / Compound reported exceeds the calibration range and is considered estimated.
EMPC	Estimated Minimum Potential Contamination - Dioxin/Furan analyses only.
J	Indicates an estimated value. This flag is used either when estimating a concentration for a tentatively identified compound or when the data indicates the presence of an analyte / compound but the result is less than the sample Quantitation limit, but greater than zero. The flag is also used in data validation to indicate a reported value should be considered estimated due to associated quality assurance deficiencies.
J-	The result is an estimated quantity, but the result may be biased low.
JB	NON-DETECT AT THE CONCENTRATION REPORTED AND ESTIMATED
JH	The sample result is considered estimated and is potentially biased high.
JL	The sample result is considered estimated and is potentially biased low.
JUB	NON-DETECT AT THE REPORTING LIMIT AND ESTIMATED
NJ	Tentatively identified compound with approximated concentration.
R	Indicates the value is considered to be unusable. (Note: The analyte / compound may or may not be present.)
TNTC	Too Numerous to Count - Asbestos and Microbiological Results.
U	Indicates that the analyte / compound was analyzed for, but not detected.
UB	The analyte / compound was detected in the associated blank. For Organic methods the sample concentration was less than the RDL and less than 5x (or 10x for common lab contaminants) the blank concentration and is considered non-detect at the RDL. For Inorganic methods the sample concentration was less than the RDL and less than 10x the blank concentration and is considered non-detect at the RDL.
UJ	The analyte / compound was not detected above the reported sample Quantitation limit. However, the Quantitation limit is considered to be approximate due to associated quality assurance results and may or may not represent the actual limit of Quantitation to accurately and precisely report the analyte in the sample.

Ford Motor Company – Livonia Transmission Project

DATA REVIEW

Livonia, Michigan

Volatile Organic Compounds (VOC) TO-15 Analysis

SDG #1911683

CADENA Verification Report: 2019-12-06

Analyses Performed By:
Eurofins Air Toxics
Folsom, California

Report #35378R
Review Level: Tier III
Project: 30016344.00006



DATA REVIEW

SUMMARY

This data quality assessment summarizes the review of Sample Delivery Group (SDG) # 1911683 for samples collected in association with the Ford – Livonia, Michigan site. The review was conducted as a Tier III validation in addition to a verification/Tier II validation review performed by CADENA Inc. and included review of level IV laboratory data package completeness. Only elements of a Tier III validation effort (Tier III includes a detailed review of laboratory raw data to check for errors in calculation, calibration review, internal standard review and compound identification) and omitted deviations from the CADENA verification/Tier II report are documented in this report. Only analytical data associated with constituents of concern were reviewed for this validation. Field documentation was not included in this review. Included with this assessment are the validation annotated sample result sheets, and chain of custody. Analyses were performed on the following samples:

SDG	Sample ID	Lab ID	Matrix	Sample Collection Date	Parent Sample	Analysis		
						TO-15 (Full Scan)	TO-15 (SIM)	MISC
1911683	DUP-11771BELDEN-01_112219	1911683-01A	Air	11/22/2019	AA-11771BELDEN-01_112219	X		
	AA-11771BELDEN-01_112219	1911683-02A	Air	11/22/2019		X		
	IAG-11771BELDEN-01_112219	1911683-03A	Air	11/22/2019		X		
	IAG-11771BELDEN-02_112219	1911683-04A	Air	11/22/2019		X		
	IAF-11771BELDEN-03_112219	1911683-05A	Air	11/22/2019		X		
	IAF-11771BELDEN-04_112219	1911683-06A	Air	11/22/2019		X		

DATA REVIEW

ANALYTICAL DATA PACKAGE DOCUMENTATION

The table below is the evaluation of the data package completeness.

Items Reviewed	Reported		Performance Acceptable		Not Required
	No	Yes	No	Yes	
1. Sample receipt condition		X		X	
2. Requested analyses and sample results		X		X	
3. Master tracking list		X		X	
4. Methods of analysis		X		X	
5. Reporting limits		X		X	
6. Sample collection date		X		X	
7. Laboratory sample received date		X		X	
8. Sample preservation verification (as applicable)		X		X	
9. Sample preparation/extraction/analysis dates		X		X	
10. Fully executed Chain-of-Custody (COC) form		X		X	
11. Narrative summary of Quality Assurance or sample problems provided		X		X	
12. Data Package Completeness and Compliance		X		X	

DATA REVIEW

ORGANIC ANALYSIS INTRODUCTION

Analyses were performed according to United States Environmental Protection Agency (USEPA) Method TO-15 (Full Scan). Data were reviewed in accordance with USEPA National Functional Guidelines of October 1999.

The data review process is an evaluation of data on a technical basis rather than a determination of contract compliance. As such, the standards against which the data are being weighed may differ from those specified in the analytical method. It is assumed that the data package represents the best efforts of the laboratory and had already been subjected to adequate and sufficient quality review prior to submission.

During the review process, laboratory qualified and unqualified data are verified against the supporting documentation. Based on this evaluation, qualifier codes may be added, deleted, or modified by the data reviewer. Results are qualified with the following codes in accordance with USEPA National Functional Guidelines:

- Concentration (C) Qualifiers
 - U The analyte was analyzed for but was not detected above the level of the reported sample quantitation limit.
 - B The compound has been found in the sample as well as its associated blank, its presence in the sample may be suspect.
- Quantitation (Q) Qualifiers
 - E The compound was quantitated above the calibration range.
 - D Concentration is based on a diluted sample analysis.
- Validation Qualifiers
 - J The result is an estimated quantity. The associated numerical value is the approximate concentration of the analyte in the sample.
 - UJ The analyte was analyzed for but was not detected. The reported quantitation limit is approximate and may be inaccurate or imprecise.
 - J+ The result is an estimated quantity, but the result may be biased high.
 - J- The result is an estimated quantity, but the result may be biased low.
 - UB Analyte considered non-detect at the listed value due to associated blank contamination.
 - N The analysis indicates the presence of a compound for which there is presumptive evidence to make a tentative identification.
 - R The sample results are rejected.

Two facts should be noted by all data users. First, the "R" flag means that the associated value is unusable. In other words, due to significant quality control (QC) problems, the analysis is invalid and provides no information as to whether the compound is present or not. "R" values should not appear on data tables because they cannot be relied upon, even as a last resort. The second fact to keep in mind is that no compound concentration, even if it has passed all QC tests, is guaranteed to be accurate. Strict QC serves to increase confidence in data but any value potentially contains error.

DATA REVIEW

VOLATILE ORGANIC COMPOUND (VOC) ANALYSES

1. Holding Times

The specified holding times for the following methods are presented in the following table.

Method	Matrix	Holding Time	Preservation	Return Canister Pressure
USEPA TO-15	Air	30 days from collection to analysis (Canister)	Ambient Temperature	< -2" Hg

All samples were analyzed within the specified holding time and canister return pressure / vacuum criteria.

2. Mass Spectrometer Tuning

Mass spectrometer performance was acceptable and all analyses were performed within a 12-hour tune clock.

System performance and column resolution were acceptable.

3. Calibration

Satisfactory instrument calibration is established to ensure that the instrument is capable of producing acceptable quantitative data. An initial calibration demonstrates that the instrument is capable of acceptable performance at the beginning of an experimental sequence. The continuing calibration verifies that the instrument daily performance is satisfactory.

3.1 Initial Calibration

The method specifies percent relative standard deviation (%RSD) and relative response factor (RRF) limits for select compounds only. A technical review of the data applies limits to all compounds with no exceptions.

All target compounds associated with the initial calibration standards must exhibit a %RSD less than the control limit (30%) or a correlation coefficient greater than 0.99 and an RRF value greater than control limit (0.05).

All compounds associated with the initial calibrations were within the specified control limits.

3.2 Continuing Calibration

All target compounds associated with the continuing calibration standard must exhibit a percent difference (%D) less than the control limit (30%) and RRF value greater than control limit (0.05).

All compounds associated with the continuing calibrations were within the specified control limits.

4. Internal Standard Performance

Internal standard performance criteria ensure that the GC/MS sensitivity and response are stable during every sample analysis. The criteria requires the internal standard compounds associated with the VOC exhibit area counts that are not greater than 140% or less than 60% of the area counts of the associated continuing calibration standard.

All internal standard responses were within control limits.

DATA REVIEW

5. Compound Identification

Compounds are identified on the GC/MS by using the analytes relative retention time and ion spectra.

All identified compounds met the specified criteria.

6. Field Duplicate Sample Analysis

The field duplicate analysis is used to assess the precision of the field sampling procedures and analytical method. A control limit of 35% for air matrices is applied to the RPD between the parent sample and the field duplicate. In the instance when the parent and/or duplicate sample concentrations are not greater than five times the RL, a control limit of one times the RL is applied to the difference between the duplicate sample results.

Results (in $\mu\text{g}/\text{m}^3$) for the field duplicate samples are summarized in the following table.

Sample ID / Duplicate ID	Compound	Sample Result	Duplicate Result	RPD
AA-11771BELDEN-01_112219/ DUP-11771BELDEN-01_112219	All compounds	U	U	AC

AC Acceptable

The calculated RPDs between the parent sample and field duplicate were acceptable.

7. System Performance and Overall Assessment

Overall system performance was acceptable. Other than for those deviations specifically mentioned in this review, the overall data quality is within the guidelines specified in the method.

DATA REVIEW

DATA VALIDATION CHECKLIST FOR VOCs

VOCs: TO-15 (Full Scan)	Reported		Performance Acceptable		Not Required
	No	Yes	No	Yes	
GAS CHROMATOGRAPHY/MASS SPECTROMETRY (GC/MS)					
Tier II Validation					
Canister return pressure (<-2"Hg)		X		X	
Tier III Validation					
System performance and column resolution		X		X	
Initial calibration %RSDs		X		X	
Continuing calibration RRFs		X		X	
Continuing calibration %Ds		X		X	
Instrument tune and performance check		X		X	
Ion abundance criteria for each instrument used		X		X	
Internal standard		X		X	
Field Duplicate Sample RPD		X		X	
Compound identification and quantitation					
A. Reconstructed ion chromatograms		X		X	
B. Quantitation Reports		X		X	
C. RT of sample compounds within the established RT windows		X		X	
D. Transcription/calculation errors present		X		X	
E. Reporting limits adjusted to reflect sample dilutions		X		X	

Notes:

%RSD Relative standard deviation


%R Percent recovery

RPD Relative percent difference

%D Percent difference

VALIDATION PERFORMED BY: Joseph C. Houser


SIGNATURE:



DATE: January 4, 2020

PEER REVIEW: Dennis Capria

DATE: January 6, 2020



**CHAIN OF CUSTODY
CORRECTED SAMPLE ANALYSIS DATA
SHEETS**



**NO CORRECTIONS/QUALIFIERS ADDED
TO SAMPLE ANALYSIS DATA SHEETS**



MODIFIED EPA METHOD TO-15 GC/MS FULL SCAN
Ford LTP

Client ID:	DUP-11771BELDEN-01_112219	Date/Time Analyzed:	12/3/19 06:45 PM
Lab ID:	1911683-01A	Dilution Factor:	1.72
Date/Time Collected:	11/22/19 12:00 AM	Instrument/Filename:	msd20.i / 20120314
Media:	6 Liter Summa Canister (100% Cert Ambier)		

Compound	CAS#	MDL (ug/m3)	LOD (ug/m3)	Rpt. Limit (ug/m3)	Amount (ug/m3)
1,1-Dichloroethene	75-35-4	0.16	0.61	0.68	Not Detected
1,4-Dioxane	123-91-1	0.50	0.56	0.62	Not Detected
cis-1,2-Dichloroethene	156-59-2	0.37	0.61	0.68	Not Detected
Tetrachloroethene	127-18-4	0.72	1.0	1.2	Not Detected
trans-1,2-Dichloroethene	156-60-5	0.38	0.61	0.68	Not Detected
Trichloroethene	79-01-6	0.45	0.83	0.92	Not Detected
Vinyl Chloride	75-01-4	0.14	0.40	0.44	Not Detected

D: Analyte not within the DoD scope of accreditation.

Surrogates	CAS#	Limits	%Recovery
1,2-Dichloroethane-d4	17060-07-0	70-130	100
4-Bromofluorobenzene	460-00-4	70-130	100
Toluene-d8	2037-26-5	70-130	100

MODIFIED EPA METHOD TO-15 GC/MS FULL SCAN
Ford LTP

Client ID:	AA-11771BELDEN-01_112219	Date/Time Analyzed:	12/3/19 07:25 PM
Lab ID:	1911683-02A	Dilution Factor:	1.65
Date/Time Collected:	11/22/19 03:51 PM	Instrument/Filename:	msd20.i / 20120315
Media:	6 Liter Summa Canister (100% Cert Ambier)		

Compound	CAS#	MDL (ug/m3)	LOD (ug/m3)	Rpt. Limit (ug/m3)	Amount (ug/m3)
1,1-Dichloroethene	75-35-4	0.16	0.59	0.65	Not Detected
1,4-Dioxane	123-91-1	0.48	0.54	0.59	Not Detected
cis-1,2-Dichloroethene	156-59-2	0.35	0.59	0.65	Not Detected
Tetrachloroethene	127-18-4	0.70	1.0	1.1	Not Detected
trans-1,2-Dichloroethene	156-60-5	0.37	0.59	0.65	Not Detected
Trichloroethene	79-01-6	0.44	0.80	0.89	Not Detected
Vinyl Chloride	75-01-4	0.14	0.38	0.42	Not Detected

D: Analyte not within the DoD scope of accreditation.

Surrogates	CAS#	Limits	%Recovery
1,2-Dichloroethane-d4	17060-07-0	70-130	97
4-Bromofluorobenzene	460-00-4	70-130	97
Toluene-d8	2037-26-5	70-130	97

MODIFIED EPA METHOD TO-15 GC/MS FULL SCAN
Ford LTP

Client ID:	IAG-11771BELDEN-01_112219	Date/Time Analyzed:	12/3/19 08:04 PM
Lab ID:	1911683-03A	Dilution Factor:	1.82
Date/Time Collected:	11/22/19 03:56 PM	Instrument/Filename:	msd20.i / 20120316
Media:	6 Liter Summa Canister (100% Cert Ambier)		

Compound	CAS#	MDL (ug/m3)	LOD (ug/m3)	Rpt. Limit (ug/m3)	Amount (ug/m3)
1,1-Dichloroethene	75-35-4	0.17	0.65	0.72	Not Detected
1,4-Dioxane	123-91-1	0.53	0.59	0.66	Not Detected
cis-1,2-Dichloroethene	156-59-2	0.39	0.65	0.72	Not Detected
Tetrachloroethene	127-18-4	0.77	1.1	1.2	Not Detected
trans-1,2-Dichloroethene	156-60-5	0.40	0.65	0.72	Not Detected
Trichloroethene	79-01-6	0.48	0.88	0.98	Not Detected
Vinyl Chloride	75-01-4	0.15	0.42	0.46	Not Detected

D: Analyte not within the DoD scope of accreditation.

Surrogates	CAS#	Limits	%Recovery
1,2-Dichloroethane-d4	17060-07-0	70-130	95
4-Bromofluorobenzene	460-00-4	70-130	103
Toluene-d8	2037-26-5	70-130	100

MODIFIED EPA METHOD TO-15 GC/MS FULL SCAN
Ford LTP

Client ID:	IAG-11771BELDEN-02_112219	Date/Time Analyzed:	12/3/19 08:44 PM
Lab ID:	1911683-04A	Dilution Factor:	1.58
Date/Time Collected:	11/22/19 03:59 PM	Instrument/Filename:	msd20.i / 20120317
Media:	6 Liter Summa Canister (100% Cert Ambier)		

Compound	CAS#	MDL (ug/m3)	LOD (ug/m3)	Rpt. Limit (ug/m3)	Amount (ug/m3)
1,1-Dichloroethene	75-35-4	0.15	0.56	0.63	Not Detected
1,4-Dioxane	123-91-1	0.46	0.51	0.57	Not Detected
cis-1,2-Dichloroethene	156-59-2	0.34	0.56	0.63	Not Detected
Tetrachloroethene	127-18-4	0.67	0.96	1.1	Not Detected
trans-1,2-Dichloroethene	156-60-5	0.35	0.56	0.63	Not Detected
Trichloroethene	79-01-6	0.42	0.76	0.85	Not Detected
Vinyl Chloride	75-01-4	0.13	0.36	0.40	Not Detected

D: Analyte not within the DoD scope of accreditation.

Surrogates	CAS#	Limits	%Recovery
1,2-Dichloroethane-d4	17060-07-0	70-130	92
4-Bromofluorobenzene	460-00-4	70-130	104
Toluene-d8	2037-26-5	70-130	99

MODIFIED EPA METHOD TO-15 GC/MS FULL SCAN
Ford LTP

Client ID:	IAF-11771BELDEN-03_112219	Date/Time Analyzed:	12/3/19 09:24 PM
Lab ID:	1911683-05A	Dilution Factor:	1.87
Date/Time Collected:	11/22/19 04:13 PM	Instrument/Filename:	msd20.i / 20120318
Media:	6 Liter Summa Canister (100% Cert Ambier)		

Compound	CAS#	MDL (ug/m3)	LOD (ug/m3)	Rpt. Limit (ug/m3)	Amount (ug/m3)
1,1-Dichloroethene	75-35-4	0.18	0.67	0.74	Not Detected
1,4-Dioxane	123-91-1	0.54	0.61	0.67	Not Detected
cis-1,2-Dichloroethene	156-59-2	0.40	0.67	0.74	Not Detected
Tetrachloroethene	127-18-4	0.79	1.1	1.3	Not Detected
trans-1,2-Dichloroethene	156-60-5	0.42	0.67	0.74	Not Detected
Trichloroethene	79-01-6	0.49	0.90	1.0	Not Detected
Vinyl Chloride	75-01-4	0.15	0.43	0.48	Not Detected

D: Analyte not within the DoD scope of accreditation.

Surrogates	CAS#	Limits	%Recovery
1,2-Dichloroethane-d4	17060-07-0	70-130	93
4-Bromofluorobenzene	460-00-4	70-130	106
Toluene-d8	2037-26-5	70-130	98

MODIFIED EPA METHOD TO-15 GC/MS FULL SCAN
Ford LTP

Client ID:	IAF-11771BELDEN-04_112219	Date/Time Analyzed:	12/3/19 10:03 PM
Lab ID:	1911683-06A	Dilution Factor:	1.62
Date/Time Collected:	11/22/19 03:54 PM	Instrument/Filename:	msd20.i / 20120319
Media:	6 Liter Summa Canister (100% Cert Ambier)		

Compound	CAS#	MDL (ug/m3)	LOD (ug/m3)	Rpt. Limit (ug/m3)	Amount (ug/m3)
1,1-Dichloroethene	75-35-4	0.15	0.58	0.64	Not Detected
1,4-Dioxane	123-91-1	0.47	0.52	0.58	Not Detected
cis-1,2-Dichloroethene	156-59-2	0.35	0.58	0.64	Not Detected
Tetrachloroethene	127-18-4	0.68	0.99	1.1	1.0 J
trans-1,2-Dichloroethene	156-60-5	0.36	0.58	0.64	Not Detected
Trichloroethene	79-01-6	0.43	0.78	0.87	Not Detected
Vinyl Chloride	75-01-4	0.13	0.37	0.41	Not Detected

J = Estimated value.

D: Analyte not within the DoD scope of accreditation.

Surrogates	CAS#	Limits	%Recovery
1,2-Dichloroethane-d4	17060-07-0	70-130	100
4-Bromofluorobenzene	460-00-4	70-130	106
Toluene-d8	2037-26-5	70-130	99

Analysis Request / Canister Chain of Custody

For Laboratory Use Only

PID: _____ Workorder #: 1911683

180 Blue Ravine Rd. Suite B, Folsom, CA 95630
Phone (800) 985-5955; Fax (916) 351-8279

Click links below to view:

[Canister Sampling Guide](#)

[Helium Shroud Video](#)

Client:	Ford	PID:	NA	Special Instructions/Notes: Report ONLY: 1,1-DCE, cis-1,2-DCE, trans-1,2-DCE, 1,4-Dioxane, PCE, TCE and VC. Submit results through Cadena at jim.tomalia@cadena.com. Cadena #E203631. Level IV Reporting	Turnaround Time (Rush surcharges may apply)					
Project Name:	Ford LTP				5 Day Turnaround Time					
Project Manager:	Kris Hinskey	P.O.#	30016344.0001B		Canister Vacuum/Pressure		Requested Analytes			
Sampler:	Seth Turner, Patrick Labadie				Lab Use Only					
Site Name:	11771 BELDEN									

Lab ID	Sample Identification	Can #	Flow Controller #	Start Sampling Information		Stop Sampling Information		Initial (in Hg)	Final (in Hg)	Lab Use Only		TO-15 (See Special Instructions/Notes)	Do Not Analyze
				Date	Time	Date	Time			Receipt	Final (psig) Gas: N ₂ / He		
D1A	DUP-11771BELDEN-01_112219	6L1735	23220	11/22/2019	--	11/22/2019	--	-29.8	-8			X	
D2A	AA-11771BELDEN-01_112219	6L2418	23526 23625 MD	11/22/2019	6:55	11/22/2019	15:51	-29.8	-7			X	
D3A	IAG-11771BELDEN-01_112219	6L1971	23190	11/22/2019	7:11	11/22/2019	15:56	-29.8	-7.5			X	
D4A	IAG-11771BELDEN-02_112219	6L1240	23437	11/22/2019	7:08	11/22/2019	15:59	-29.6	-5			X	
D5A	IAF-11771BELDEN-03_112219	6L1712	23380	11/22/2019	7:04	11/22/2019	16:13	-29.8	-7.5			X	
D6A	IAF-11771BELDEN-04_112219	6L0297	23637	11/22/2019	7:02	11/22/2019	15:54	-29.5	-5.5			X	
--	--	--	--	--	--	--	--	--	--				
--	--	--	--	--	--	--	--	--	--				
--	--	--	--	--	--	--	--	--	--				
--	--	--	--	--	--	--	--	--	--				
--	--	--	--	--	--	--	--	--	--				
--	--	--	--	--	--	--	--	--	--				
--	--	--	--	--	--	--	--	--	--				
--	--	--	--	--	--	--	--	--	--				
--	--	--	--	--	--	--	--	--	--				
--	--	--	--	--	--	--	--	--	--				
--	--	--	--	--	--	--	--	--	--				

Relinquished by: (Signature/Affiliation)	Date	Time	Received by: (Signature/Affiliation)	Date	Time
<i>[Signature]</i> / Arcades	11/26/19	1500	<i>[Signature]</i> EA7L	11/30/19	1055
Relinquished by: (Signature/Affiliation)	Date	Time	Received by: (Signature/Affiliation)	Date	Time
Relinquished by: (Signature/Affiliation)	Date	Time	Received by: (Signature/Affiliation)	Date	Time

Lab Use Only		
Shipper Name:	Custody Seals Intact?	<input checked="" type="radio"/> Yes <input type="radio"/> No <input type="radio"/> None

Sample Transportation Notice: Relinquishing signature on this document indicates that samples are shipped in compliance with all applicable local, State, Federal, and international laws, regulations, and ordinances of any kind. Relinquishing signature also indicates agreement to hold harmless, defend, and indemnify Eurofins Air Toxics against any claim, demand, or action, of any kind, related to the collection, handling, of shipping of samples. D.O.T Hotline (800) 467-4922