

ANALYTICAL REPORT

Eurofins TestAmerica, Canton
4101 Shuffel Street NW
North Canton, OH 44720
Tel: (330)497-9396

Laboratory Job ID: 240-113324-1
Client Project/Site: Ford LTP Livonia MI - E203631

For:
ARCADIS U.S., Inc.
28550 Cabot Drive
Suite 500
Novi, Michigan 48377

Attn: Kristoffer Hinskey



Authorized for release by:
6/11/2019 4:17:29 PM

Michael DelMonico, Project Manager I
(330)497-9396
michael.delmonico@testamericainc.com

LINKS

Review your project
results through
TotalAccess

Have a Question?



Visit us at:
www.testamericainc.com

This report has been electronically signed and authorized by the signatory. Electronic signature is intended to be the legally binding equivalent of a traditionally handwritten signature.

Results relate only to the items tested and the sample(s) as received by the laboratory.

Table of Contents

Cover Page	1
Table of Contents	2
Definitions/Glossary	3
Case Narrative	4
Method Summary	6
Sample Summary	7
Detection Summary	8
Client Sample Results	9
Surrogate Summary	10
QC Sample Results	11
QC Association Summary	14
Lab Chronicle	15
Certification Summary	16
Chain of Custody	17



Definitions/Glossary

Client: ARCADIS U.S., Inc.
Project/Site: Ford LTP Livonia MI - E203631

Job ID: 240-113324-1

Qualifiers

GC/MS VOA

Qualifier	Qualifier Description
F2	MS/MSD RPD exceeds control limits
U	Indicates the analyte was analyzed for but not detected.

Glossary

Abbreviation	These commonly used abbreviations may or may not be present in this report.
▫	Listed under the "D" column to designate that the result is reported on a dry weight basis
%R	Percent Recovery
CFL	Contains Free Liquid
CNF	Contains No Free Liquid
DER	Duplicate Error Ratio (normalized absolute difference)
Dil Fac	Dilution Factor
DL	Detection Limit (DoD/DOE)
DL, RA, RE, IN	Indicates a Dilution, Re-analysis, Re-extraction, or additional Initial metals/anion analysis of the sample
DLC	Decision Level Concentration (Radiochemistry)
EDL	Estimated Detection Limit (Dioxin)
LOD	Limit of Detection (DoD/DOE)
LOQ	Limit of Quantitation (DoD/DOE)
MDA	Minimum Detectable Activity (Radiochemistry)
MDC	Minimum Detectable Concentration (Radiochemistry)
MDL	Method Detection Limit
ML	Minimum Level (Dioxin)
NC	Not Calculated
ND	Not Detected at the reporting limit (or MDL or EDL if shown)
PQL	Practical Quantitation Limit
QC	Quality Control
RER	Relative Error Ratio (Radiochemistry)
RL	Reporting Limit or Requested Limit (Radiochemistry)
RPD	Relative Percent Difference, a measure of the relative difference between two points
TEF	Toxicity Equivalent Factor (Dioxin)
TEQ	Toxicity Equivalent Quotient (Dioxin)

Case Narrative

Client: ARCADIS U.S., Inc.
Project/Site: Ford LTP Livonia MI - E203631

Job ID: 240-113324-1

Job ID: 240-113324-1

Laboratory: Eurofins TestAmerica, Canton

Narrative

CASE NARRATIVE

Client: ARCADIS U.S., Inc.

Project: Ford LTP Livonia MI - E203631

Report Number: 240-113324-1

With the exceptions noted as flags or footnotes, standard analytical protocols were followed in the analysis of the samples and no problems were encountered or anomalies observed. In addition all laboratory quality control samples were within established control limits, with any exceptions noted below. Each sample was analyzed to achieve the lowest possible reporting limit within the constraints of the method. In some cases, due to interference or analytes present at high concentrations, samples were diluted. For diluted samples, the reporting limits are adjusted relative to the dilution required.

Eurofins TestAmerica, Canton attests to the validity of the laboratory data generated by Eurofins TestAmerica facilities reported herein. All analyses performed by Eurofins TestAmerica facilities were done using established laboratory SOPs that incorporate QA/QC procedures described in the application methods. Eurofins TestAmerica's operations groups have reviewed the data for compliance with the laboratory QA/QC plan, and data have been found to be compliant with laboratory protocols unless otherwise noted below.

The test results in this report meet all NELAP requirements for parameters for which accreditation is required or available. Any exceptions to NELAP requirements are noted in this report. Pursuant to NELAP, this report may not be reproduced, except in full, without the written approval of the laboratory.

Calculations are performed before rounding to avoid round-off errors in calculated results.

All holding times were met and proper preservation noted for the methods performed on these samples, unless otherwise detailed in the individual sections below.

All solid sample results are reported on an "as received" basis unless otherwise indicated by the presence of a % solids value in the method header.

This laboratory report is confidential and is intended for the sole use of Eurofins TestAmerica and its client.

RECEIPT

The sample was received on 5/25/2019 10:00 AM; the sample arrived in good condition, properly preserved and, where required, on ice. The temperatures of the 2 coolers at receipt time were 3.0° C and 4.0° C.

VOLATILE ORGANIC COMPOUNDS (GCMS)

Sample MW-143S_052319 (240-113324-1) was analyzed for volatile organic compounds (GCMS) in accordance with EPA SW-846 Method 8260B. The sample was analyzed on 06/04/2019.

The continuing calibration verification (CCV) associated with batch 384267 recovered above the upper control limit for Vinyl Chloride. The samples associated with this CCV were non-detects for the affected analyte; therefore, the data have been reported. The following samples are impacted: MW-143S_052319 (240-113324-1).

No additional analytical or quality issues were noted, other than those described above or in the Definitions/Glossary page.

VOLATILE ORGANIC COMPOUNDS (GCMS SIM)

Sample MW-143S_052319 (240-113324-1) was analyzed for volatile organic compounds (GCMS SIM) in accordance with EPA SW-846 Method 8260B SIM. The sample was analyzed on 05/31/2019.

Case Narrative

Client: ARCADIS U.S., Inc.
Project/Site: Ford LTP Livonia MI - E203631

Job ID: 240-113324-1

Job ID: 240-113324-1 (Continued)

Laboratory: Eurofins TestAmerica, Canton (Continued)

No analytical or quality issues were noted, other than those described above or in the Definitions/Glossary page.

- 1
- 2
- 3
- 4
- 5
- 6
- 7
- 8
- 9
- 10
- 11
- 12
- 13
- 14

Method Summary

Client: ARCADIS U.S., Inc.
Project/Site: Ford LTP Livonia MI - E203631

Job ID: 240-113324-1

Method	Method Description	Protocol	Laboratory
8260B	Volatile Organic Compounds (GC/MS)	SW846	TAL CAN
8260B SIM	Volatile Organic Compounds (GC/MS)	SW846	TAL CAN
5030B	Purge and Trap	SW846	TAL CAN

Protocol References:

SW846 = "Test Methods For Evaluating Solid Waste, Physical/Chemical Methods", Third Edition, November 1986 And Its Updates.

Laboratory References:

TAL CAN = Eurofins TestAmerica, Canton, 4101 Shuffel Street NW, North Canton, OH 44720, TEL (330)497-9396



Sample Summary

Client: ARCADIS U.S., Inc.
Project/Site: Ford LTP Livonia MI - E203631

Job ID: 240-113324-1

Lab Sample ID	Client Sample ID	Matrix	Collected	Received	Asset ID
240-113324-1	MW-143S_052319	Water	05/23/19 13:12	05/25/19 10:00	

- 1
- 2
- 3
- 4
- 5
- 6
- 7
- 8
- 9
- 10
- 11
- 12
- 13
- 14

Detection Summary

Client: ARCADIS U.S., Inc.
Project/Site: Ford LTP Livonia MI - E203631

Job ID: 240-113324-1

Client Sample ID: MW-143S_052319

Lab Sample ID: 240-113324-1

No Detections.

- 1
- 2
- 3
- 4
- 5
- 6
- 7
- 8
- 9
- 10
- 11
- 12
- 13
- 14

This Detection Summary does not include radiochemical test results.

Eurofins TestAmerica, Canton

Client Sample Results

Client: ARCADIS U.S., Inc.
 Project/Site: Ford LTP Livonia MI - E203631

Job ID: 240-113324-1

Client Sample ID: MW-143S_052319

Lab Sample ID: 240-113324-1

Date Collected: 05/23/19 13:12

Matrix: Water

Date Received: 05/25/19 10:00

Method: 8260B SIM - Volatile Organic Compounds (GC/MS)

Analyte	Result	Qualifier	RL	MDL	Unit	D	Prepared	Analyzed	Dil Fac
1,4-Dioxane	2.0	U	2.0	0.86	ug/L			05/31/19 19:08	1

Surrogate	%Recovery	Qualifier	Limits	Prepared	Analyzed	Dil Fac
1,2-Dichloroethane-d4 (Surr)	106		63 - 125		05/31/19 19:08	1

Method: 8260B - Volatile Organic Compounds (GC/MS)

Analyte	Result	Qualifier	RL	MDL	Unit	D	Prepared	Analyzed	Dil Fac
1,1-Dichloroethene	1.0	U	1.0	0.19	ug/L			06/04/19 04:50	1
cis-1,2-Dichloroethene	1.0	U	1.0	0.16	ug/L			06/04/19 04:50	1
Tetrachloroethene	1.0	U	1.0	0.15	ug/L			06/04/19 04:50	1
trans-1,2-Dichloroethene	1.0	U	1.0	0.19	ug/L			06/04/19 04:50	1
Trichloroethene	1.0	U	1.0	0.10	ug/L			06/04/19 04:50	1
Vinyl chloride	1.0	U	1.0	0.20	ug/L			06/04/19 04:50	1

Surrogate	%Recovery	Qualifier	Limits	Prepared	Analyzed	Dil Fac
1,2-Dichloroethane-d4 (Surr)	89		70 - 121		06/04/19 04:50	1
4-Bromofluorobenzene (Surr)	83		59 - 120		06/04/19 04:50	1
Toluene-d8 (Surr)	97		70 - 123		06/04/19 04:50	1
Dibromofluoromethane (Surr)	97		75 - 128		06/04/19 04:50	1

Surrogate Summary

Client: ARCADIS U.S., Inc.
Project/Site: Ford LTP Livonia MI - E203631

Job ID: 240-113324-1

Method: 8260B - Volatile Organic Compounds (GC/MS)

Matrix: Water

Prep Type: Total/NA

Percent Surrogate Recovery (Acceptance Limits)

Lab Sample ID	Client Sample ID	DCA (70-121)	BFB (59-120)	TOL (70-123)	DBFM (75-128)
240-113324-1	MW-143S_052319	89	83	97	97
240-113326-E-1 MSD	Matrix Spike Duplicate	88	94	95	89
240-113326-F-1 MS	Matrix Spike	84	96	96	89
LCS 240-384267/4	Lab Control Sample	91	107	106	101
MB 240-384267/6	Method Blank	95	91	100	105

Surrogate Legend

DCA = 1,2-Dichloroethane-d4 (Surr)
BFB = 4-Bromofluorobenzene (Surr)
TOL = Toluene-d8 (Surr)
DBFM = Dibromofluoromethane (Surr)

Method: 8260B SIM - Volatile Organic Compounds (GC/MS)

Matrix: Water

Prep Type: Total/NA

Percent Surrogate Recovery (Acceptance Limits)

Lab Sample ID	Client Sample ID	DCA (63-125)
240-113324-1	MW-143S_052319	106
240-113406-C-1 MS	Matrix Spike	110
240-113406-C-1 MSD	Matrix Spike Duplicate	110
LCS 240-383941/4	Lab Control Sample	105
MB 240-383941/5	Method Blank	109

Surrogate Legend

DCA = 1,2-Dichloroethane-d4 (Surr)

QC Sample Results

Client: ARCADIS U.S., Inc.
 Project/Site: Ford LTP Livonia MI - E203631

Job ID: 240-113324-1

Method: 8260B - Volatile Organic Compounds (GC/MS)

Lab Sample ID: MB 240-384267/6
Matrix: Water
Analysis Batch: 384267

Client Sample ID: Method Blank
Prep Type: Total/NA

Analyte	MB Result	MB Qualifier	RL	MDL	Unit	D	Prepared	Analyzed	Dil Fac
1,1-Dichloroethene	1.0	U	1.0	0.19	ug/L			06/03/19 22:11	1
cis-1,2-Dichloroethene	1.0	U	1.0	0.16	ug/L			06/03/19 22:11	1
Tetrachloroethene	1.0	U	1.0	0.15	ug/L			06/03/19 22:11	1
trans-1,2-Dichloroethene	1.0	U	1.0	0.19	ug/L			06/03/19 22:11	1
Trichloroethene	1.0	U	1.0	0.10	ug/L			06/03/19 22:11	1
Vinyl chloride	1.0	U	1.0	0.20	ug/L			06/03/19 22:11	1

Surrogate	MB %Recovery	MB Qualifier	Limits	Prepared	Analyzed	Dil Fac
1,2-Dichloroethane-d4 (Surr)	95		70 - 121		06/03/19 22:11	1
4-Bromofluorobenzene (Surr)	91		59 - 120		06/03/19 22:11	1
Toluene-d8 (Surr)	100		70 - 123		06/03/19 22:11	1
Dibromofluoromethane (Surr)	105		75 - 128		06/03/19 22:11	1

Lab Sample ID: LCS 240-384267/4
Matrix: Water
Analysis Batch: 384267

Client Sample ID: Lab Control Sample
Prep Type: Total/NA

Analyte	Spike Added	LCS Result	LCS Qualifier	Unit	D	%Rec	%Rec. Limits
1,1-Dichloroethene	10.0	11.7		ug/L		117	65 - 139
cis-1,2-Dichloroethene	10.0	11.3		ug/L		113	76 - 128
Tetrachloroethene	10.0	9.27		ug/L		93	74 - 130
trans-1,2-Dichloroethene	10.0	11.2		ug/L		112	78 - 133
Trichloroethene	10.0	9.49		ug/L		95	76 - 125
Vinyl chloride	10.0	12.7		ug/L		127	58 - 143

Surrogate	LCS %Recovery	LCS Qualifier	Limits
1,2-Dichloroethane-d4 (Surr)	91		70 - 121
4-Bromofluorobenzene (Surr)	107		59 - 120
Toluene-d8 (Surr)	106		70 - 123
Dibromofluoromethane (Surr)	101		75 - 128

Lab Sample ID: 240-113326-E-1 MSD
Matrix: Water
Analysis Batch: 384267

Client Sample ID: Matrix Spike Duplicate
Prep Type: Total/NA

Analyte	Sample Result	Sample Qualifier	Spike Added	MSD Result	MSD Qualifier	Unit	D	%Rec	%Rec. Limits	RPD	RPD Limit
1,1-Dichloroethene	1.0	U	10.0	9.78		ug/L		98	53 - 140	11	35
cis-1,2-Dichloroethene	1.0	U	10.0	9.81		ug/L		98	64 - 130	11	21
Tetrachloroethene	1.0	U	10.0	7.38		ug/L		74	51 - 136	1	23
trans-1,2-Dichloroethene	1.0	U	10.0	9.41		ug/L		94	68 - 133	10	24
Trichloroethene	1.0	U	10.0	7.74		ug/L		77	55 - 131	4	23
Vinyl chloride	1.0	U	10.0	10.7		ug/L		107	43 - 154	1	29

Surrogate	MSD %Recovery	MSD Qualifier	Limits
1,2-Dichloroethane-d4 (Surr)	88		70 - 121
4-Bromofluorobenzene (Surr)	94		59 - 120
Toluene-d8 (Surr)	95		70 - 123

Eurofins TestAmerica, Canton

QC Sample Results

Client: ARCADIS U.S., Inc.
Project/Site: Ford LTP Livonia MI - E203631

Job ID: 240-113324-1

Method: 8260B - Volatile Organic Compounds (GC/MS) (Continued)

Lab Sample ID: 240-113326-E-1 MSD
Matrix: Water
Analysis Batch: 384267

Client Sample ID: Matrix Spike Duplicate
Prep Type: Total/NA

Surrogate	MSD %Recovery	MSD Qualifier	Limits
Dibromofluoromethane (Surr)	89		75 - 128

Lab Sample ID: 240-113326-F-1 MS
Matrix: Water
Analysis Batch: 384267

Client Sample ID: Matrix Spike
Prep Type: Total/NA

Analyte	Sample Result	Sample Qualifier	Spike Added	MS Result	MS Qualifier	Unit	D	%Rec	%Rec. Limits
1,1-Dichloroethene	1.0	U	10.0	8.75		ug/L		88	53 - 140
cis-1,2-Dichloroethene	1.0	U	10.0	8.82		ug/L		88	64 - 130
Tetrachloroethene	1.0	U	10.0	7.31		ug/L		73	51 - 136
trans-1,2-Dichloroethene	1.0	U	10.0	8.53		ug/L		85	68 - 133
Trichloroethene	1.0	U	10.0	7.40		ug/L		74	55 - 131
Vinyl chloride	1.0	U	10.0	10.5		ug/L		105	43 - 154

Surrogate	MS %Recovery	MS Qualifier	Limits
1,2-Dichloroethane-d4 (Surr)	84		70 - 121
4-Bromofluorobenzene (Surr)	96		59 - 120
Toluene-d8 (Surr)	96		70 - 123
Dibromofluoromethane (Surr)	89		75 - 128

Method: 8260B SIM - Volatile Organic Compounds (GC/MS)

Lab Sample ID: MB 240-383941/5
Matrix: Water
Analysis Batch: 383941

Client Sample ID: Method Blank
Prep Type: Total/NA

Analyte	MB Result	MB Qualifier	RL	MDL	Unit	D	Prepared	Analyzed	Dil Fac
1,4-Dioxane	2.0	U	2.0	0.86	ug/L			05/31/19 13:44	1

Surrogate	MB %Recovery	MB Qualifier	Limits	Prepared	Analyzed	Dil Fac
1,2-Dichloroethane-d4 (Surr)	109		63 - 125		05/31/19 13:44	1

Lab Sample ID: LCS 240-383941/4
Matrix: Water
Analysis Batch: 383941

Client Sample ID: Lab Control Sample
Prep Type: Total/NA

Analyte	Spike Added	LCS Result	LCS Qualifier	Unit	D	%Rec	%Rec. Limits
1,4-Dioxane	10.0	12.3		ug/L		123	59 - 131

Surrogate	LCS %Recovery	LCS Qualifier	Limits
1,2-Dichloroethane-d4 (Surr)	105		63 - 125

Lab Sample ID: 240-113406-C-1 MS
Matrix: Water
Analysis Batch: 383941

Client Sample ID: Matrix Spike
Prep Type: Total/NA

Analyte	Sample Result	Sample Qualifier	Spike Added	MS Result	MS Qualifier	Unit	D	%Rec	%Rec. Limits
1,4-Dioxane	2.0	U F2	10.0	8.52		ug/L		85	52 - 129

Eurofins TestAmerica, Canton

QC Sample Results

Client: ARCADIS U.S., Inc.
 Project/Site: Ford LTP Livonia MI - E203631

Job ID: 240-113324-1

Method: 8260B SIM - Volatile Organic Compounds (GC/MS) (Continued)

<i>Surrogate</i>	<i>MS</i> <i>%Recovery</i>	<i>MS</i> <i>Qualifier</i>	<i>Limits</i>
1,2-Dichloroethane-d4 (Surr)	110		63 - 125

Lab Sample ID: 240-113406-C-1 MSD
 Matrix: Water
 Analysis Batch: 383941

Client Sample ID: Matrix Spike Duplicate
 Prep Type: Total/NA

<i>Analyte</i>	<i>Sample</i> <i>Result</i>	<i>Sample</i> <i>Qualifier</i>	<i>Spike</i> <i>Added</i>	<i>MSD</i> <i>Result</i>	<i>MSD</i> <i>Qualifier</i>	<i>Unit</i>	<i>D</i>	<i>%Rec</i>	<i>%Rec.</i> <i>Limits</i>	<i>RPD</i>	<i>RPD</i> <i>Limit</i>
1,4-Dioxane	2.0	U F2	10.0	12.2	F2	ug/L		122	52 - 129	36	13

<i>Surrogate</i>	<i>MSD</i> <i>%Recovery</i>	<i>MSD</i> <i>Qualifier</i>	<i>Limits</i>
1,2-Dichloroethane-d4 (Surr)	110		63 - 125

- 1
- 2
- 3
- 4
- 5
- 6
- 7
- 8
- 9
- 10
- 11
- 12
- 13
- 14

QC Association Summary

Client: ARCADIS U.S., Inc.
Project/Site: Ford LTP Livonia MI - E203631

Job ID: 240-113324-1

GC/MS VOA

Analysis Batch: 383941

Lab Sample ID	Client Sample ID	Prep Type	Matrix	Method	Prep Batch
240-113324-1	MW-143S_052319	Total/NA	Water	8260B SIM	
MB 240-383941/5	Method Blank	Total/NA	Water	8260B SIM	
LCS 240-383941/4	Lab Control Sample	Total/NA	Water	8260B SIM	
240-113406-C-1 MS	Matrix Spike	Total/NA	Water	8260B SIM	
240-113406-C-1 MSD	Matrix Spike Duplicate	Total/NA	Water	8260B SIM	

Analysis Batch: 384267

Lab Sample ID	Client Sample ID	Prep Type	Matrix	Method	Prep Batch
240-113324-1	MW-143S_052319	Total/NA	Water	8260B	
MB 240-384267/6	Method Blank	Total/NA	Water	8260B	
LCS 240-384267/4	Lab Control Sample	Total/NA	Water	8260B	
240-113326-E-1 MSD	Matrix Spike Duplicate	Total/NA	Water	8260B	
240-113326-F-1 MS	Matrix Spike	Total/NA	Water	8260B	

Lab Chronicle

Client: ARCADIS U.S., Inc.
Project/Site: Ford LTP Livonia MI - E203631

Job ID: 240-113324-1

Client Sample ID: MW-143S_052319

Lab Sample ID: 240-113324-1

Date Collected: 05/23/19 13:12

Matrix: Water

Date Received: 05/25/19 10:00

Prep Type	Batch Type	Batch Method	Run	Dilution Factor	Batch Number	Prepared or Analyzed	Analyst	Lab
Total/NA	Analysis	8260B		1	384267	06/04/19 04:50	LEE	TAL CAN
Total/NA	Analysis	8260B SIM		1	383941	05/31/19 19:08	SAM	TAL CAN

Laboratory References:

TAL CAN = Eurofins TestAmerica, Canton, 4101 Shuffel Street NW, North Canton, OH 44720, TEL (330)497-9396

- 1
- 2
- 3
- 4
- 5
- 6
- 7
- 8
- 9
- 10
- 11
- 12
- 13
- 14

Accreditation/Certification Summary

Client: ARCADIS U.S., Inc.
 Project/Site: Ford LTP Livonia MI - E203631

Job ID: 240-113324-1

Laboratory: Eurofins TestAmerica, Canton

All accreditations/certifications held by this laboratory are listed. Not all accreditations/certifications are applicable to this report.


Authority	Program	EPA Region	Identification Number	Expiration Date
California	State Program	9	2927	02-23-20
Connecticut	State Program	1	PH-0590	12-31-19
Florida	NELAP	4	E87225	06-30-19 *
Illinois	NELAP	5	200004	07-31-19 *
Iowa	State Program	7	421	06-01-21
Kansas	NELAP	7	E-10336	04-30-20
Kentucky (UST)	State Program	4	58	02-23-20
Kentucky (WW)	State Program	4	98016	12-31-19
Minnesota	NELAP	5	039-999-348	12-31-19 *
Minnesota (Petrofund)	State Program	1	3506	07-31-19 *
Nevada	State Program	9	OH00048	07-31-19
New Jersey	NELAP	2	OH001	06-30-19 *
New York	NELAP	2	10975	03-31-20
Ohio VAP	State Program	5	CL0024	06-05-21
Oregon	NELAP	10	4062	02-23-20
Pennsylvania	NELAP	3	68-00340	08-31-19 *
Texas	NELAP	6	T104704517-18-10	08-31-19 *
USDA	Federal		P330-16-00404	12-28-19
Virginia	NELAP	3	460175	09-14-19 *
Washington	State Program	10	C971	01-12-20 *
West Virginia DEP	State Program	3	210	12-31-19

* Accreditation/Certification renewal pending - accreditation/certification considered valid.

4101 Shuffel Street NW
North Canton, OH 44720
Phone (330) 497-9396 Fax (330) 497-0772

Client Information		Lab PM: DellMonico, Michael		Carrier Tracking No(s):	
Client Contact: Caitlin ONeill		E-Mail: michael.delmonico@testamericainc.com		COC No: 240-60548-25803.8	
Company: ARCADIS U.S. Inc		Due Date Requested:		Page: 10 of 13	
Address: 28550 Cabot Drive Suite 500		TAT Requested (days): 10		Job #:	
City: Novi		PG #: M1001318-0002-0002 MICHIGAN 0004 0002		Preservation Codes:	
State, Zip: MI, 48377		WO #: Cadena #: E203631		A - HCL M - Hexane B - NaOH N - None C - Zn Acetate O - AsNaO2 D - Nitric Acid P - Na2O4S E - NaHSO4 F - MeOH G - Amchlor H - Ascorbic Acid I - Ice J - DI Water K - EDTA L - EDA Other:	
Project Name: Ford LTP Livonia MI - E203631		Project #: 24015353		Total Number of Containers: 6	
Site: Ford LTP		SSOW#:		Special Instructions/Note:	

Sample Identification	Sample Date	Sample Time	Sample Type (C=Comp, G=grab)	Matrix (Water, Solid, Gas, Oil, Tissue, Air)	Field Filtered Sample (Yes or No)	Perform MS/MSD (Yes or No)	8260B - VOCs (Short List)	8260B, 8260B, SIM
MW-1435-052319	5/23/19	1312	G	Water	X	X	A	A
				Water				
				Water				
				Water				
				Water				
				Water				
				Water				
				Water				
				Water				
				Water				
				Water				
				Water				
				Water				
				Water				
				Water				
				Water				
				Water				



240-113324 Chain of Custody

<input checked="" type="checkbox"/> Non-Hazard <input type="checkbox"/> Flammable <input type="checkbox"/> Skin Irritant <input type="checkbox"/> Poison B <input type="checkbox"/> Unknown <input type="checkbox"/> Radiological		Possible Hazard Identification Deliverable Requested: I, II, III, IV, Other (specify)	
Empty Kit Relinquished by:		Date:	
Relinquished by: <i>Set Turner</i>		Date/Time: 5/23/19 / 1830	
Relinquished by: <i>Julie M Gaffney</i>		Date/Time: 5/24/19 / 8:40	
Relinquished by: <i>[Signature]</i>		Date/Time: 5-24-19 at 1135	
Custody Seals Intact: <input checked="" type="checkbox"/>		Company: Arcadis	
Δ Yes <input type="checkbox"/> No <input checked="" type="checkbox"/>		Date/Time: 5/23/19 / 1830	
Relinquished by: <i>[Signature]</i>		Date/Time: 5-24-19 0841	
Relinquished by: <i>[Signature]</i>		Date/Time: 5-25-19 1000	
Cooler Temperature(s) °C and Other Remarks:		Company: Arcadis	
Company: Arcadis		Date/Time: 5/23/19 / 1830	
Company: ETA		Date/Time: 5-24-19 0841	
Company: ETA		Date/Time: 5-25-19 1000	

TestAmerica Canton Sample Receipt Form/Narrative

Login # : 113324

Canton Facility

Client Arcadis Site Name Cooler Received on 5-25-19 Opened on 5-25-19 1000 FedEx: 1st Grd Exp UPS FAS Clipper Client Drop Off TestAmerica Courier Other

Cooler unpacked by: Ryan Cribley

Receipt After-hours: Drop-off Date/Time Storage Location

TestAmerica Cooler # 714 Foam Box Client Cooler Box Other Packing material used: Bubble Wrap Foam Plastic Bag None Other COOLANT: Wet Ice Blue Ice Dry Ice Water None

- 1. Cooler temperature upon receipt See Multiple Cooler Form IR GUN# IR-8 (CF -0.2 °C) Observed Cooler Temp. °C Corrected Cooler Temp. °C IR GUN #36 (CF +0.7°C) Observed Cooler Temp. °C Corrected Cooler Temp. °C
2. Were tamper/custody seals on the outside of the cooler(s)? If Yes Quantity 2 Yes No
- Were the seals on the outside of the cooler(s) signed & dated? total Yes No NA
- Were tamper/custody seals on the bottle(s) or bottle kits (LLHg/MeHg)? Yes No
- Were tamper/custody seals intact and uncompromised? Yes No NA
3. Shippers' packing slip attached to the cooler(s)? Yes No
4. Did custody papers accompany the sample(s)? Yes No
5. Were the custody papers relinquished & signed in the appropriate place? Yes No
6. Was/were the person(s) who collected the samples clearly identified on the COC? Yes No
7. Did all bottles arrive in good condition (Unbroken)? Yes No
8. Could all bottle labels be reconciled with the COC? Yes No
9. Were correct bottle(s) used for the test(s) indicated? Yes No
10. Sufficient quantity received to perform indicated analyses? Yes No
11. Are these work share samples? Yes No
If yes, Questions 12-16 have been checked at the originating laboratory.
12. Were all preserved sample(s) at the correct pH upon receipt? Yes No NA pH Strip Lot# HC984738
13. Were VOAs on the COC? Yes No
14. Were air bubbles >6 mm in any VOA vials? Larger than this. Yes No NA
15. Was a VOA trip blank present in the cooler(s)? Trip Blank Lot # Yes No
16. Was a LL Hg or Me Hg trip blank present? Yes No

Tests that are not checked for pH by Receiving: VOAs Oil and Grease TOC

Contacted PM Date by via Verbal Voice Mail Other

Concerning

17. CHAIN OF CUSTODY & SAMPLE DISCREPANCIES

Samples processed by: Ryan

18. SAMPLE CONDITION

Sample(s) were received after the recommended holding time had expired. Sample(s) were received in a broken container. Sample(s) were received with bubble >6 mm in diameter. (Notify PM)

19. SAMPLE PRESERVATION

Sample(s) were further preserved in the laboratory. Time preserved: Preservative(s) added/Lot number(s):

VOA Sample Preservation - Date/Time VOAs Frozen:

DATA VERIFICATION REPORT



June 12, 2019

Kris Hinskey
Arcadis Inc
10559 Citation Ave
Suite 100
Brighton, MI 48116

CADENA project ID: E203631

Project: Ford Livonia Transmission Project - OFF-SITE - Soil Gas and Groundwater

Project number: MI001454.0002/3/4.00002/2B/3B

Event Specific Scope of Work References: Sample COC

Laboratory: TestAmerica - North Canton

Laboratory submittal: 113324-1

Sample date: 2019-05-23

Report received by CADENA: 2019-06-11

Initial Data Verification completed by CADENA: 2019-06-12

Number of Samples: 1

Sample Matrices: Water

Test Categories: GCMS VOC

Please see attached criteria report or sample result/qualified analytical result summary for qualifier flags assigned to sample data.

The following minor QC exceptions or missing information were noted:

GCMS VOC QC batch CCV response outliers as noted in the laboratory submittal case narrative were not used to qualify client sample results as part of this level 2 data package verification review.

GCMS VOC SIM QC batch MS/MSD RPD outlier was not determined using a client sample so qualification was not required based on these sample-specific QC outliers.

Sample/MS/MSD Surrogate Recovery, Blank/LCS Surrogate Recovery, LCS/LCD Recovery, Blank Contamination and Hold Time Exception were reviewed as part of our verification.

Data verification for the report specified above was completed using the Ford Motor Company Environmental Laboratory Technical Specification, the CADENA Standard Operating Procedure for the Verification of Environmental Analytical Data and the associated analytical methods as references for evaluating the batch QC, sample data and report content. The EPA National Functional Guidelines for validating organic and inorganic data were used as guidance when addressing out of control QC results and the associated data qualifiers.

The definitions of the qualifiers used for this data package are defined in the analytical report. CADENA valid qualifiers are defined in the table below. To view and download a PDF copy of the laboratory analytical report access the CADENA CLMS at <http://clms.cadenaco.com/index.cfm>.

Please contact me if you have any questions.

Sincerely,

Jim Tomalia

Project Scientist

CADENA Inc, 1099 Highland Drive, Suite E, Ann Arbor, MI 48108 517-819-0356

CADENA Valid Qualifiers

Valid Qualifiers	Description
<	Less than the reported concentration.
>	Greater than the reported concentration.
B	The analyte / compound was detected in the associated blank. For Organic methods the sample concentration was greater than the RDL and less than 5x (or 10x for common lab contaminants) the blank concentration and is considered non-detect at the reported concentration. For Inorganic methods the sample concentration was greater than the RDL and less than 10x the blank concentration and is considered non-detect at the reported concentration.
E	The analyte / Compound reported exceeds the calibration range and is considered estimated.
EMPC	Estimated Minimum Potential Contamination - Dioxin/Furan analyses only.
J	Indicates an estimated value. This flag is used either when estimating a concentration for a tentatively identified compound or when the data indicates the presence of an analyte / compound but the result is less than the sample Quantitation limit, but greater than zero. The flag is also used in data validation to indicate a reported value should be considered estimated due to associated quality assurance deficiencies.
J-	The result is an estimated quantity, but the result may be biased low.
JB	NON-DETECT AT THE CONCENTRATION REPORTED AND ESTIMATED
JH	The sample result is considered estimated and is potentially biased high.
JL	The sample result is considered estimated and is potentially biased low.
JUB	NON-DETECT AT THE REPORTING LIMIT AND ESTIMATED
NJ	Tentatively identified compound with approximated concentration.
R	Indicates the value is considered to be unusable. (Note: The analyte / compound may or may not be present.)
TNTC	Too Numerous to Count - Asbestos and Microbiological Results.
U	Indicates that the analyte / compound was analyzed for, but not detected.
UB	The analyte / compound was detected in the associated blank. For Organic methods the sample concentration was less than the RDL and less than 5x (or 10x for common lab contaminants) the blank concentration and is considered non-detect at the RDL. For Inorganic methods the sample concentration was less than the RDL and less than 10x the blank concentration and is considered non-detect at the RDL.
UJ	The analyte / compound was not detected above the reported sample Quantitation limit. However, the Quantitation limit is considered to be approximate due to associated quality assurance results and may or may not represent the actual limit of Quantitation to accurately and precisely report the analyte in the sample.

SAMPLING AND ANALYSIS SUMMARY

CADENA Project ID: E203631

Laboratory: TestAmerica-North Canton

Laboratory Submittal: 113324-1

Lab Sample ID	Sample ID	Collection Date (mm/yy/dd)	Collection Time (hh:mm:ss)	Volatile Organics by GCMS	8260B with Single Ion Monitoring	Comment
2401133241	MW-143S_052319	5/23/2019	1:12:00	X	X	

Analytical Results Summary

Reportable Results Only

CADENA Project ID: E203631

Laboratory: TestAmerica - North Canton

Laboratory Submittal: 113324-1

Sample Name: MW-143S_052319

Lab Sample ID: 2401133241

Sample Date: 5/23/2019

Analyte	Cas No.	Result	Report		Valid	
			Limit	Units		Qualifier
GC/MS VOC						
<u>OSW-8260B</u>						
1,1-Dichloroethene	75-35-4	ND	1.0	ug/l	---	
cis-1,2-Dichloroethene	156-59-2	ND	1.0	ug/l	---	
Tetrachloroethene	127-18-4	ND	1.0	ug/l	---	
trans-1,2-Dichloroethene	156-60-5	ND	1.0	ug/l	---	
Trichloroethene	79-01-6	ND	1.0	ug/l	---	
Vinyl chloride	75-01-4	ND	1.0	ug/l	---	
<u>OSW-8260BBSim</u>						
1,4-Dioxane	123-91-1	ND	2.0	ug/l	---	

Ford Motor Company – Livonia Transmission Project

DATA REVIEW

Livonia, Michigan

Volatile Organic Compounds (VOC) Analysis

SDG #240-113324-1

CADENA Verification Report: 2019-06-12

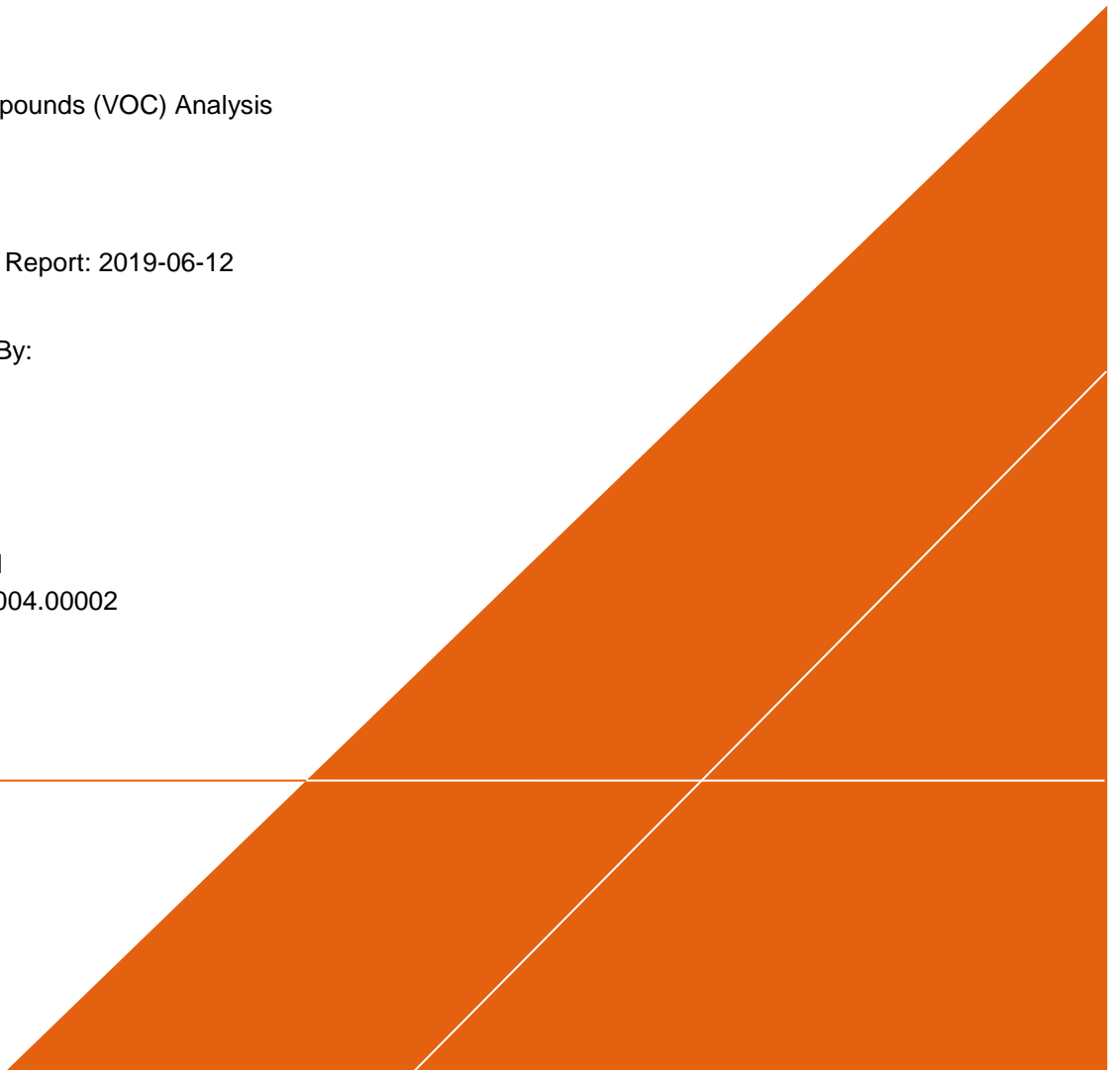
Analyses Performed By:

TestAmerica
Canton, Ohio

Report #33169R

Review Level: Tier III

Project: MI001454.0004.00002



DATA REVIEW

SUMMARY

This data quality assessment summarizes the review of Sample Delivery Group (SDG) # 240-113324-1 for samples collected in association with the Ford – Livonia, Michigan site. The review was conducted as a Tier III validation in addition to a verification/Tier II validation review performed by CADENA Inc. and included review of level IV laboratory data package completeness. Only elements of a Tier III validation effort (Tier III includes a detailed review of laboratory raw data to check for errors in calculation, calibration review, internal standard review and compound identification) and omitted deviations from the CADENA verification/Tier II report are documented in this report. Only analytical data associated with constituents of concern were reviewed for this validation. Field documentation was not included in this review. Included with this assessment are the validation annotated sample result sheets, and chain of custody. Analyses were performed on the following samples:

SDG	Sample ID	Lab ID	Matrix	Sample Collection Date	Parent Sample	Analysis		
						VOC (Full Scan)	VOC (SIM)	MISC
240-113324-1	MW-143S_052319	240-113324-1	Water	5/23/2019		X	X	

DATA REVIEW

ANALYTICAL DATA PACKAGE DOCUMENTATION

The table below is the evaluation of the data package completeness.

Items Reviewed	Reported		Performance Acceptable		Not Required
	No	Yes	No	Yes	
1. Sample receipt condition		X		X	
2. Requested analyses and sample results		X		X	
3. Master tracking list		X		X	
4. Methods of analysis		X		X	
5. Reporting limits		X		X	
6. Sample collection date		X		X	
7. Laboratory sample received date		X		X	
8. Sample preservation verification (as applicable)		X		X	
9. Sample preparation/extraction/analysis dates		X		X	
10. Fully executed Chain-of-Custody (COC) form		X		X	
11. Narrative summary of Quality Assurance or sample problems provided		X		X	
12. Data Package Completeness and Compliance		X		X	

DATA REVIEW

ORGANIC ANALYSIS INTRODUCTION

Analyses were performed according to United States Environmental Protection Agency (USEPA) SW-846 Method 8260B and 8260B SIM. Data were reviewed in accordance with USEPA National Functional Guidelines of October 1999.

The data review process is an evaluation of data on a technical basis rather than a determination of contract compliance. As such, the standards against which the data are being weighed may differ from those specified in the analytical method. It is assumed that the data package represents the best efforts of the laboratory and had already been subjected to adequate and sufficient quality review prior to submission.

During the review process, laboratory qualified and unqualified data are verified against the supporting documentation. Based on this evaluation, qualifier codes may be added, deleted, or modified by the data reviewer. Results are qualified with the following codes in accordance with USEPA National Functional Guidelines:

- Concentration (C) Qualifiers
 - U The analyte was analyzed for but was not detected above the level of the reported sample quantitation limit.
 - B The compound has been found in the sample as well as its associated blank, its presence in the sample may be suspect.
- Quantitation (Q) Qualifiers
 - E The compound was quantitated above the calibration range.
 - D Concentration is based on a diluted sample analysis.
- Validation Qualifiers
 - J The result is an estimated quantity. The associated numerical value is the approximate concentration of the analyte in the sample.
 - UJ The analyte was analyzed for but was not detected. The reported quantitation limit is approximate and may be inaccurate or imprecise.
 - J+ The result is an estimated quantity, but the result may be biased high.
 - J- The result is an estimated quantity, but the result may be biased low.
 - UB Analyte considered non-detect at the listed value due to associated blank contamination.
 - N The analysis indicates the presence of a compound for which there is presumptive evidence to make a tentative identification.
 - R The sample results are rejected.

Two facts should be noted by all data users. First, the "R" flag means that the associated value is unusable. In other words, due to significant quality control (QC) problems, the analysis is invalid and provides no information as to whether the compound is present or not. "R" values should not appear on data tables because they cannot be relied upon, even as a last resort. The second fact to keep in mind is that no compound concentration, even if it has passed all QC tests, is guaranteed to be accurate. Strict QC serves to increase confidence in data but any value potentially contains error.

DATA REVIEW

VOLATILE ORGANIC COMPOUND (VOC) ANALYSES

1. Holding Times

The specified holding times for the following methods are presented in the following table.

Method	Matrix	Holding Time	Preservation
SW-846 8260B/8260B-SIM	Water	14 days from collection to analysis	Cool to < 6 °C; pH < 2 with HCl

All samples were analyzed within the specified holding time criteria.

2. Mass Spectrometer Tuning

Mass spectrometer performance was acceptable and all analyses were performed within a 12-hour tune clock.

System performance and column resolution were acceptable.

3. Calibration

Satisfactory instrument calibration is established to ensure that the instrument is capable of producing acceptable quantitative data. An initial calibration demonstrates that the instrument is capable of acceptable performance at the beginning of an experimental sequence. The continuing calibration verifies that the instrument daily performance is satisfactory.

3.1 Initial Calibration

The method specifies percent relative standard deviation (%RSD) and relative response factor (RRF) limits for select compounds only. A technical review of the data applies limits to all compounds with no exceptions.

All target compounds associated with the initial calibration standards must exhibit a %RSD less than the control limit (20%) or a correlation coefficient greater than 0.99 and an RRF value greater than control limit (0.05).

All compounds associated with the initial calibrations were within the specified control limits.

3.2 Continuing Calibration

All target compounds associated with the continuing calibration standard must exhibit a percent difference (%D) less than the control limit (20%) and RRF value greater than control limit (0.05).

All compounds associated with the calibrations were within the specified control limits, with the exception of the compounds presented in the following table.

Sample Locations	Initial/Continuing	Compound	Criteria
MW-143S_052319	CCV %D	Vinyl chloride	+23.0%

The criteria used to evaluate the initial and continuing calibration are presented in the following table. In the case of a calibration deviation, the sample results are qualified.

DATA REVIEW

Initial/Continuing	Criteria	Sample Result	Qualification
Continuing Calibration	%D >20% (increase in sensitivity)	Non-detect	No Action
		Detect	J
	%D >20% (decrease in sensitivity)	Non-detect	UJ
		Detect	J
	%D >90% (increase/decrease in sensitivity)	Non-detect	R
		Detect	J

4. Internal Standard Performance

Internal standard performance criteria insure that the GC/MS sensitivity and response are stable during every sample analysis. The criteria require the internal standard compounds associated with the VOC exhibit area counts that are not greater than two times (+100%) or less than one-half (-50%) of the area counts of the associated continuing calibration standard.

All internal standard responses were within control limits.

5. Compound Identification

Compounds are identified on the GC/MS by using the analytes relative retention time and ion spectra.

All identified compounds met the specified criteria.

6. System Performance and Overall Assessment

Overall system performance was acceptable. Other than for those deviations specifically mentioned in this review, the overall data quality is within the guidelines specified in the method.

DATA REVIEW

DATA VALIDATION CHECKLIST FOR VOCs

VOCs: 8260B/8260B-SIM	Reported		Performance Acceptable		Not Required
	No	Yes	No	Yes	
GAS CHROMATOGRAPHY/MASS SPECTROMETRY (GC/MS)					
Tier II Validation					
Holding times/Preservation		X		X	
Tier III Validation					
System performance and column resolution		X		X	
Initial calibration %RSDs		X		X	
Continuing calibration RRFs		X		X	
Continuing calibration %Ds		X	X		
Instrument tune and performance check		X		X	
Ion abundance criteria for each instrument used		X		X	
Internal standard		X		X	
Compound identification and quantitation					
A. Reconstructed ion chromatograms		X		X	
B. Quantitation Reports		X		X	
C. RT of sample compounds within the established RT windows		X		X	
D. Transcription/calculation errors present		X		X	
E. Reporting limits adjusted to reflect sample dilutions		X		X	

Notes:

%RSD Relative standard deviation

%R Percent recovery

RPD Relative percent difference

%D Percent difference

VALIDATION PERFORMED BY: Andrew Korycinski

SIGNATURE:



DATE: June 15, 2019

PEER REVIEW: Dennis Capria

DATE: June 24, 2019




**CHAIN OF CUSTODY
CORRECTED SAMPLE ANALYSIS DATA
SHEETS**



4101 Shuffel Street NW
North Canton, OH 44720
Phone (330) 497-9396 Fax (330) 497-0772

Client Information		Lab PM: DellMonico, Michael		Carrier Tracking No(s):	
Client Contact: Caitlin ONeill		E-Mail: michael.delmonico@testamericainc.com		COC No: 240-60548-25803.8	
Company: ARCADIS U.S. Inc		Due Date Requested:		Page: 10 of 13	
Address: 28550 Cabot Drive Suite 500		TAT Requested (days): 10		Job #:	
City: Novi		PG #: M1001318-0002-0002 MICHIGAN 0004 0002		Preservation Codes:	
State, Zip: MI, 48377		WO #: Cadena #: E203631		A - HCL M - Hexane B - NaOH N - None C - Zn Acetate O - AsNaO2 D - Nitric Acid P - Na2O4S E - NaHSO4 F - MeOH G - Amchlor H - Ascorbic Acid I - Ice J - DI Water K - EDTA L - EDA Other:	
Project Name: Ford LTP Livonia MI - E203631		Project #: 24015353		Total Number of Containers: 6	
Site: Ford LTP		SSOW#:		Special Instructions/Note:	

Sample Identification	Sample Date	Sample Time	Sample Type (C=Comp, G=grab)	Matrix (Water, Solid, Gas, Oil, Tissue, Air)	Field Filtered Sample (Yes or No)	Perform MS/MSD (Yes or No)	8260B - VOCs (Short List)	8260B, 8260B, SIM
MW-1435-052319	5/23/19	1312	G	Water	X	X	A	A
				Water				
				Water				
				Water				
				Water				
				Water				
				Water				
				Water				
				Water				
				Water				
				Water				
				Water				
				Water				
				Water				
				Water				
				Water				



240-113324 Chain of Custody

<input checked="" type="checkbox"/> Non-Hazard <input type="checkbox"/> Flammable <input type="checkbox"/> Skin Irritant <input type="checkbox"/> Poison B <input type="checkbox"/> Unknown <input type="checkbox"/> Radiological Deliverable Requested: I, II, III, IV, Other (specify)		Sample Disposal (A fee may be assessed if samples are retained longer than 1 month) <input type="checkbox"/> Return To Client <input checked="" type="checkbox"/> Disposal By Lab Archive For: _____ Months	
Empty Kit Relinquished by: <i>S. Turner</i> Date: 5/23/19 18:30 Relinquished by: <i>Julie M. Gaffney</i> Date: 5/24/19 8:40 Relinquished by: <i>[Signature]</i> Date: 5-24-19 11:35		Method of Shipment: _____ Received by: <i>Novi Cold Storage</i> Date/Time: 5/23/19 1830 Received by: <i>[Signature]</i> Date/Time: 5-24-19 0841 Received by: <i>[Signature]</i> Date/Time: 5-25-19 1000	
Custody Seals Intact: <input checked="" type="checkbox"/> A. Yes <input type="checkbox"/> B. No <input type="checkbox"/>		Cooler Temperature(s) °C and Other Remarks:	

Client Sample Results

Client: ARCADIS U.S., Inc.
 Project/Site: Ford LTP Livonia MI - E203631

Job ID: 240-113324-1

Client Sample ID: MW-143S_052319

Lab Sample ID: 240-113324-1

Date Collected: 05/23/19 13:12

Matrix: Water

Date Received: 05/25/19 10:00

Method: 8260B SIM - Volatile Organic Compounds (GC/MS)

Analyte	Result	Qualifier	RL	MDL	Unit	D	Prepared	Analyzed	Dil Fac
1,4-Dioxane	2.0	U	2.0	0.86	ug/L	-		05/31/19 19:08	1

Surrogate	%Recovery	Qualifier	Limits	Prepared	Analyzed	Dil Fac
1,2-Dichloroethane-d4 (Surr)	106		63 - 125		05/31/19 19:08	1

Method: 8260B - Volatile Organic Compounds (GC/MS)

Analyte	Result	Qualifier	RL	MDL	Unit	D	Prepared	Analyzed	Dil Fac
1,1-Dichloroethene	1.0	U	1.0	0.19	ug/L	-		06/04/19 04:50	1
cis-1,2-Dichloroethene	1.0	U	1.0	0.16	ug/L	-		06/04/19 04:50	1
Tetrachloroethene	1.0	U	1.0	0.15	ug/L	-		06/04/19 04:50	1
trans-1,2-Dichloroethene	1.0	U	1.0	0.19	ug/L	-		06/04/19 04:50	1
Trichloroethene	1.0	U	1.0	0.10	ug/L	-		06/04/19 04:50	1
Vinyl chloride	1.0	U	1.0	0.20	ug/L	-		06/04/19 04:50	1

Surrogate	%Recovery	Qualifier	Limits	Prepared	Analyzed	Dil Fac
1,2-Dichloroethane-d4 (Surr)	89		70 - 121		06/04/19 04:50	1
4-Bromofluorobenzene (Surr)	83		59 - 120		06/04/19 04:50	1
Toluene-d8 (Surr)	97		70 - 123		06/04/19 04:50	1
Dibromofluoromethane (Surr)	97		75 - 128		06/04/19 04:50	1