

ANALYTICAL REPORT

Eurofins TestAmerica, Canton
4101 Shuffel Street NW
North Canton, OH 44720
Tel: (330)497-9396

Laboratory Job ID: 240-112913-1
Client Project/Site: Ford LTP Livonia MI - E203631

For:
ARCADIS U.S., Inc.
28550 Cabot Drive
Suite 500
Novi, Michigan 48377

Attn: Kristoffer Hinskey



Authorized for release by:
5/31/2019 12:24:26 PM

Michael DelMonico, Project Manager I
(330)497-9396
michael.delmonico@testamericainc.com

LINKS

Review your project
results through
TotalAccess

Have a Question?



Visit us at:
www.testamericainc.com

This report has been electronically signed and authorized by the signatory. Electronic signature is intended to be the legally binding equivalent of a traditionally handwritten signature.

Results relate only to the items tested and the sample(s) as received by the laboratory.

Table of Contents

Cover Page	1
Table of Contents	2
Definitions/Glossary	3
Case Narrative	4
Method Summary	5
Sample Summary	6
Detection Summary	7
Client Sample Results	8
Surrogate Summary	9
QC Sample Results	10
QC Association Summary	13
Lab Chronicle	14
Certification Summary	15
Chain of Custody	16



Definitions/Glossary

Client: ARCADIS U.S., Inc.
Project/Site: Ford LTP Livonia MI - E203631

Job ID: 240-112913-1

Qualifiers

GC/MS VOA

Qualifier	Qualifier Description
B	Compound was found in the blank and sample.
J	Result is less than the RL but greater than or equal to the MDL and the concentration is an approximate value.
U	Indicates the analyte was analyzed for but not detected.

Glossary

Abbreviation	These commonly used abbreviations may or may not be present in this report.
□	Listed under the "D" column to designate that the result is reported on a dry weight basis
%R	Percent Recovery
CFL	Contains Free Liquid
CNF	Contains No Free Liquid
DER	Duplicate Error Ratio (normalized absolute difference)
Dil Fac	Dilution Factor
DL	Detection Limit (DoD/DOE)
DL, RA, RE, IN	Indicates a Dilution, Re-analysis, Re-extraction, or additional Initial metals/anion analysis of the sample
DLC	Decision Level Concentration (Radiochemistry)
EDL	Estimated Detection Limit (Dioxin)
LOD	Limit of Detection (DoD/DOE)
LOQ	Limit of Quantitation (DoD/DOE)
MDA	Minimum Detectable Activity (Radiochemistry)
MDC	Minimum Detectable Concentration (Radiochemistry)
MDL	Method Detection Limit
ML	Minimum Level (Dioxin)
NC	Not Calculated
ND	Not Detected at the reporting limit (or MDL or EDL if shown)
PQL	Practical Quantitation Limit
QC	Quality Control
RER	Relative Error Ratio (Radiochemistry)
RL	Reporting Limit or Requested Limit (Radiochemistry)
RPD	Relative Percent Difference, a measure of the relative difference between two points
TEF	Toxicity Equivalent Factor (Dioxin)
TEQ	Toxicity Equivalent Quotient (Dioxin)

Case Narrative

Client: ARCADIS U.S., Inc.
Project/Site: Ford LTP Livonia MI - E203631

Job ID: 240-112913-1

Job ID: 240-112913-1

Laboratory: Eurofins TestAmerica, Canton

Narrative

CASE NARRATIVE

Client: ARCADIS U.S., Inc.

Project: Ford LTP Livonia MI - E203631

Report Number: 240-112913-1

With the exceptions noted as flags or footnotes, standard analytical protocols were followed in the analysis of the samples and no problems were encountered or anomalies observed. In addition all laboratory quality control samples were within established control limits, with any exceptions noted below. Each sample was analyzed to achieve the lowest possible reporting limit within the constraints of the method. In some cases, due to interference or analytes present at high concentrations, samples were diluted. For diluted samples, the reporting limits are adjusted relative to the dilution required.

Eurofins TestAmerica, Canton attests to the validity of the laboratory data generated by Eurofins TestAmerica facilities reported herein. All analyses performed by Eurofins TestAmerica facilities were done using established laboratory SOPs that incorporate QA/QC procedures described in the application methods. Eurofins TestAmerica's operations groups have reviewed the data for compliance with the laboratory QA/QC plan, and data have been found to be compliant with laboratory protocols unless otherwise noted below.

The test results in this report meet all NELAP requirements for parameters for which accreditation is required or available. Any exceptions to NELAP requirements are noted in this report. Pursuant to NELAP, this report may not be reproduced, except in full, without the written approval of the laboratory.

Calculations are performed before rounding to avoid round-off errors in calculated results.

All holding times were met and proper preservation noted for the methods performed on these samples, unless otherwise detailed in the individual sections below.

All solid sample results are reported on an "as received" basis unless otherwise indicated by the presence of a % solids value in the method header.

This laboratory report is confidential and is intended for the sole use of Eurofins TestAmerica and its client.

RECEIPT

The sample was received on 5/18/2019 10:15 AM; the sample arrived in good condition, properly preserved and, where required, on ice. The temperature of the cooler at receipt was 1.0° C.

VOLATILE ORGANIC COMPOUNDS (GCMS)

Sample MW-152S_051419 (240-112913-1) was analyzed for volatile organic compounds (GCMS) in accordance with EPA SW-846 Method 8260B. The sample was analyzed on 05/25/2019.

No analytical or quality issues were noted, other than those described above or in the Definitions/Glossary page.

VOLATILE ORGANIC COMPOUNDS (GCMS SIM)

Sample MW-152S_051419 (240-112913-1) was analyzed for volatile organic compounds (GCMS SIM) in accordance with EPA SW-846 Method 8260B SIM. The sample was analyzed on 05/21/2019.

1,4-Dioxane was detected in method blank MB 240-382312/5 at a level that was above the method detection limit but below the reporting limit. The value should be considered an estimate, and has been flagged. If the associated sample reported a result above the MDL and/or RL, the result has been flagged. Refer to the QC report for details.

No additional analytical or quality issues were noted, other than those described above or in the Definitions/Glossary page.

Method Summary

Client: ARCADIS U.S., Inc.
Project/Site: Ford LTP Livonia MI - E203631

Job ID: 240-112913-1

Method	Method Description	Protocol	Laboratory
8260B	Volatile Organic Compounds (GC/MS)	SW846	TAL CAN
8260B SIM	Volatile Organic Compounds (GC/MS)	SW846	TAL CAN
5030B	Purge and Trap	SW846	TAL CAN

Protocol References:

SW846 = "Test Methods For Evaluating Solid Waste, Physical/Chemical Methods", Third Edition, November 1986 And Its Updates.

Laboratory References:

TAL CAN = Eurofins TestAmerica, Canton, 4101 Shuffel Street NW, North Canton, OH 44720, TEL (330)497-9396



Sample Summary

Client: ARCADIS U.S., Inc.
Project/Site: Ford LTP Livonia MI - E203631

Job ID: 240-112913-1

Lab Sample ID	Client Sample ID	Matrix	Collected	Received	Asset ID
240-112913-1	MW-152S_051419	Water	05/14/19 09:10	05/18/19 10:15	

- 1
- 2
- 3
- 4
- 5
- 6
- 7
- 8
- 9
- 10
- 11
- 12
- 13
- 14

Detection Summary

Client: ARCADIS U.S., Inc.
Project/Site: Ford LTP Livonia MI - E203631

Job ID: 240-112913-1

Client Sample ID: MW-152S_051419

Lab Sample ID: 240-112913-1

Analyte	Result	Qualifier	RL	MDL	Unit	Dil Fac	D	Method	Prep Type
1,4-Dioxane	1.0	J B	2.0	0.86	ug/L	1		8260B SIM	Total/NA

- 1
- 2
- 3
- 4
- 5
- 6
- 7
- 8
- 9
- 10
- 11
- 12
- 13
- 14

This Detection Summary does not include radiochemical test results.

Eurofins TestAmerica, Canton

Client Sample Results

Client: ARCADIS U.S., Inc.
 Project/Site: Ford LTP Livonia MI - E203631

Job ID: 240-112913-1

Client Sample ID: MW-152S_051419

Lab Sample ID: 240-112913-1

Date Collected: 05/14/19 09:10

Matrix: Water

Date Received: 05/18/19 10:15

Method: 8260B SIM - Volatile Organic Compounds (GC/MS)

Analyte	Result	Qualifier	RL	MDL	Unit	D	Prepared	Analyzed	Dil Fac
1,4-Dioxane	1.0	J B	2.0	0.86	ug/L	-		05/21/19 19:34	1

Surrogate	%Recovery	Qualifier	Limits	Prepared	Analyzed	Dil Fac
1,2-Dichloroethane-d4 (Surr)	88		63 - 125		05/21/19 19:34	1

Method: 8260B - Volatile Organic Compounds (GC/MS)

Analyte	Result	Qualifier	RL	MDL	Unit	D	Prepared	Analyzed	Dil Fac
1,1-Dichloroethene	1.0	U	1.0	0.19	ug/L	-		05/25/19 22:25	1
cis-1,2-Dichloroethene	1.0	U	1.0	0.16	ug/L	-		05/25/19 22:25	1
Tetrachloroethene	1.0	U	1.0	0.15	ug/L	-		05/25/19 22:25	1
trans-1,2-Dichloroethene	1.0	U	1.0	0.19	ug/L	-		05/25/19 22:25	1
Trichloroethene	1.0	U	1.0	0.10	ug/L	-		05/25/19 22:25	1
Vinyl chloride	1.0	U	1.0	0.20	ug/L	-		05/25/19 22:25	1

Surrogate	%Recovery	Qualifier	Limits	Prepared	Analyzed	Dil Fac
1,2-Dichloroethane-d4 (Surr)	109		70 - 121		05/25/19 22:25	1
4-Bromofluorobenzene (Surr)	101		59 - 120		05/25/19 22:25	1
Toluene-d8 (Surr)	101		70 - 123		05/25/19 22:25	1
Dibromofluoromethane (Surr)	98		75 - 128		05/25/19 22:25	1

Surrogate Summary

Client: ARCADIS U.S., Inc.
Project/Site: Ford LTP Livonia MI - E203631

Job ID: 240-112913-1

Method: 8260B - Volatile Organic Compounds (GC/MS)

Matrix: Water

Prep Type: Total/NA

Percent Surrogate Recovery (Acceptance Limits)

Lab Sample ID	Client Sample ID	DCA (70-121)	BFB (59-120)	TOL (70-123)	DBFM (75-128)
240-112827-B-8 MS	Matrix Spike	105	103	104	94
240-112827-B-8 MSD	Matrix Spike Duplicate	105	103	105	96
240-112913-1	MW-152S_051419	109	101	101	98
LCS 240-383144/5	Lab Control Sample	105	104	104	95
MB 240-383144/8	Method Blank	110	103	105	100

Surrogate Legend

DCA = 1,2-Dichloroethane-d4 (Surr)
BFB = 4-Bromofluorobenzene (Surr)
TOL = Toluene-d8 (Surr)
DBFM = Dibromofluoromethane (Surr)

Method: 8260B SIM - Volatile Organic Compounds (GC/MS)

Matrix: Water

Prep Type: Total/NA

Percent Surrogate Recovery (Acceptance Limits)

Lab Sample ID	Client Sample ID	DCA (63-125)
240-112905-C-1 MS	Matrix Spike	91
240-112905-C-1 MSD	Matrix Spike Duplicate	87
240-112913-1	MW-152S_051419	88
LCS 240-382312/4	Lab Control Sample	84
MB 240-382312/5	Method Blank	84

Surrogate Legend

DCA = 1,2-Dichloroethane-d4 (Surr)

QC Sample Results

Client: ARCADIS U.S., Inc.
Project/Site: Ford LTP Livonia MI - E203631

Job ID: 240-112913-1

Method: 8260B - Volatile Organic Compounds (GC/MS)

Lab Sample ID: MB 240-383144/8
Matrix: Water
Analysis Batch: 383144

Client Sample ID: Method Blank
Prep Type: Total/NA

Analyte	MB Result	MB Qualifier	RL	MDL	Unit	D	Prepared	Analyzed	Dil Fac
1,1-Dichloroethene	1.0	U	1.0	0.19	ug/L			05/25/19 17:18	1
cis-1,2-Dichloroethene	1.0	U	1.0	0.16	ug/L			05/25/19 17:18	1
Tetrachloroethene	1.0	U	1.0	0.15	ug/L			05/25/19 17:18	1
trans-1,2-Dichloroethene	1.0	U	1.0	0.19	ug/L			05/25/19 17:18	1
Trichloroethene	1.0	U	1.0	0.10	ug/L			05/25/19 17:18	1
Vinyl chloride	1.0	U	1.0	0.20	ug/L			05/25/19 17:18	1

Surrogate	MB %Recovery	MB Qualifier	Limits	Prepared	Analyzed	Dil Fac
1,2-Dichloroethane-d4 (Surr)	110		70 - 121		05/25/19 17:18	1
4-Bromofluorobenzene (Surr)	103		59 - 120		05/25/19 17:18	1
Toluene-d8 (Surr)	105		70 - 123		05/25/19 17:18	1
Dibromofluoromethane (Surr)	100		75 - 128		05/25/19 17:18	1

Lab Sample ID: LCS 240-383144/5
Matrix: Water
Analysis Batch: 383144

Client Sample ID: Lab Control Sample
Prep Type: Total/NA

Analyte	Spike Added	LCS Result	LCS Qualifier	Unit	D	%Rec	%Rec. Limits
1,1-Dichloroethene	20.0	18.4		ug/L		92	65 - 139
cis-1,2-Dichloroethene	20.0	18.7		ug/L		93	76 - 128
Tetrachloroethene	20.0	19.3		ug/L		97	74 - 130
trans-1,2-Dichloroethene	20.0	19.6		ug/L		98	78 - 133
Trichloroethene	20.0	18.6		ug/L		93	76 - 125
Vinyl chloride	20.0	18.4		ug/L		92	58 - 143

Surrogate	LCS %Recovery	LCS Qualifier	Limits
1,2-Dichloroethane-d4 (Surr)	105		70 - 121
4-Bromofluorobenzene (Surr)	104		59 - 120
Toluene-d8 (Surr)	104		70 - 123
Dibromofluoromethane (Surr)	95		75 - 128

Lab Sample ID: 240-112827-B-8 MS
Matrix: Water
Analysis Batch: 383144

Client Sample ID: Matrix Spike
Prep Type: Total/NA

Analyte	Sample Result	Sample Qualifier	Spike Added	MS Result	MS Qualifier	Unit	D	%Rec	%Rec. Limits
1,1-Dichloroethene	25	U	500	390		ug/L		78	53 - 140
cis-1,2-Dichloroethene	25	U	500	395		ug/L		79	64 - 130
Tetrachloroethene	25	U	500	384		ug/L		77	51 - 136
trans-1,2-Dichloroethene	25	U	500	402		ug/L		80	68 - 133
Trichloroethene	25	U	500	372		ug/L		74	55 - 131
Vinyl chloride	580		500	1000		ug/L		84	43 - 154

Surrogate	MS %Recovery	MS Qualifier	Limits
1,2-Dichloroethane-d4 (Surr)	105		70 - 121
4-Bromofluorobenzene (Surr)	103		59 - 120
Toluene-d8 (Surr)	104		70 - 123

Eurofins TestAmerica, Canton

QC Sample Results

Client: ARCADIS U.S., Inc.
Project/Site: Ford LTP Livonia MI - E203631

Job ID: 240-112913-1

Method: 8260B - Volatile Organic Compounds (GC/MS) (Continued)

Lab Sample ID: 240-112827-B-8 MS
Matrix: Water
Analysis Batch: 383144

Client Sample ID: Matrix Spike
Prep Type: Total/NA

Surrogate	MS %Recovery	MS Qualifier	Limits
Dibromofluoromethane (Surr)	94		75 - 128

Lab Sample ID: 240-112827-B-8 MSD
Matrix: Water
Analysis Batch: 383144

Client Sample ID: Matrix Spike Duplicate
Prep Type: Total/NA

Analyte	Sample Result	Sample Qualifier	Spike Added	MSD Result	MSD Qualifier	Unit	D	%Rec	%Rec. Limits	RPD	RPD Limit
1,1-Dichloroethene	25	U	500	447		ug/L		89	53 - 140	13	35
cis-1,2-Dichloroethene	25	U	500	450		ug/L		90	64 - 130	13	21
Tetrachloroethene	25	U	500	429		ug/L		86	51 - 136	11	23
trans-1,2-Dichloroethene	25	U	500	460		ug/L		92	68 - 133	13	24
Trichloroethene	25	U	500	419		ug/L		84	55 - 131	12	23
Vinyl chloride	580		500	1050		ug/L		94	43 - 154	5	29

Surrogate	MSD %Recovery	MSD Qualifier	Limits
1,2-Dichloroethane-d4 (Surr)	105		70 - 121
4-Bromofluorobenzene (Surr)	103		59 - 120
Toluene-d8 (Surr)	105		70 - 123
Dibromofluoromethane (Surr)	96		75 - 128

Method: 8260B SIM - Volatile Organic Compounds (GC/MS)

Lab Sample ID: MB 240-382312/5
Matrix: Water
Analysis Batch: 382312

Client Sample ID: Method Blank
Prep Type: Total/NA

Analyte	MB Result	MB Qualifier	RL	MDL	Unit	D	Prepared	Analyzed	Dil Fac
1,4-Dioxane	1.51	J	2.0	0.86	ug/L			05/21/19 12:01	1

Surrogate	MB %Recovery	MB Qualifier	Limits	Prepared	Analyzed	Dil Fac
1,2-Dichloroethane-d4 (Surr)	84		63 - 125		05/21/19 12:01	1

Lab Sample ID: LCS 240-382312/4
Matrix: Water
Analysis Batch: 382312

Client Sample ID: Lab Control Sample
Prep Type: Total/NA

Analyte	Spike Added	LCS Result	LCS Qualifier	Unit	D	%Rec	%Rec. Limits
1,4-Dioxane	10.0	12.7		ug/L		127	59 - 131

Surrogate	LCS %Recovery	LCS Qualifier	Limits
1,2-Dichloroethane-d4 (Surr)	84		63 - 125

Lab Sample ID: 240-112905-C-1 MS
Matrix: Water
Analysis Batch: 382312

Client Sample ID: Matrix Spike
Prep Type: Total/NA

Analyte	Sample Result	Sample Qualifier	Spike Added	MS Result	MS Qualifier	Unit	D	%Rec	%Rec. Limits
1,4-Dioxane	1.1	J B	10.0	12.2		ug/L		111	52 - 129

Eurofins TestAmerica, Canton

QC Sample Results

Client: ARCADIS U.S., Inc.
 Project/Site: Ford LTP Livonia MI - E203631

Job ID: 240-112913-1

Method: 8260B SIM - Volatile Organic Compounds (GC/MS) (Continued)

<i>Surrogate</i>	<i>MS</i> <i>%Recovery</i>	<i>MS</i> <i>Qualifier</i>	<i>Limits</i>
1,2-Dichloroethane-d4 (Surr)	91		63 - 125

Lab Sample ID: 240-112905-C-1 MSD
 Matrix: Water
 Analysis Batch: 382312

Client Sample ID: Matrix Spike Duplicate
 Prep Type: Total/NA

<i>Analyte</i>	<i>Sample</i> <i>Result</i>	<i>Sample</i> <i>Qualifier</i>	<i>Spike</i> <i>Added</i>	<i>MSD</i> <i>Result</i>	<i>MSD</i> <i>Qualifier</i>	<i>Unit</i>	<i>D</i>	<i>%Rec</i>	<i>%Rec.</i> <i>Limits</i>	<i>RPD</i>	<i>RPD</i> <i>Limit</i>
1,4-Dioxane	1.1	J B	10.0	12.3		ug/L		112	52 - 129	1	13

<i>Surrogate</i>	<i>MSD</i> <i>%Recovery</i>	<i>MSD</i> <i>Qualifier</i>	<i>Limits</i>
1,2-Dichloroethane-d4 (Surr)	87		63 - 125

- 1
- 2
- 3
- 4
- 5
- 6
- 7
- 8
- 9
- 10
- 11
- 12
- 13
- 14

QC Association Summary

Client: ARCADIS U.S., Inc.
Project/Site: Ford LTP Livonia MI - E203631

Job ID: 240-112913-1

GC/MS VOA

Analysis Batch: 382312

Lab Sample ID	Client Sample ID	Prep Type	Matrix	Method	Prep Batch
240-112913-1	MW-152S_051419	Total/NA	Water	8260B SIM	
MB 240-382312/5	Method Blank	Total/NA	Water	8260B SIM	
LCS 240-382312/4	Lab Control Sample	Total/NA	Water	8260B SIM	
240-112905-C-1 MS	Matrix Spike	Total/NA	Water	8260B SIM	
240-112905-C-1 MSD	Matrix Spike Duplicate	Total/NA	Water	8260B SIM	

Analysis Batch: 383144

Lab Sample ID	Client Sample ID	Prep Type	Matrix	Method	Prep Batch
240-112913-1	MW-152S_051419	Total/NA	Water	8260B	
MB 240-383144/8	Method Blank	Total/NA	Water	8260B	
LCS 240-383144/5	Lab Control Sample	Total/NA	Water	8260B	
240-112827-B-8 MS	Matrix Spike	Total/NA	Water	8260B	
240-112827-B-8 MSD	Matrix Spike Duplicate	Total/NA	Water	8260B	

Lab Chronicle

Client: ARCADIS U.S., Inc.
Project/Site: Ford LTP Livonia MI - E203631

Job ID: 240-112913-1

Client Sample ID: MW-152S_051419

Lab Sample ID: 240-112913-1

Date Collected: 05/14/19 09:10

Matrix: Water

Date Received: 05/18/19 10:15

Prep Type	Batch Type	Batch Method	Run	Dilution Factor	Batch Number	Prepared or Analyzed	Analyst	Lab
Total/NA	Analysis	8260B		1	383144	05/25/19 22:25	HMB	TAL CAN
Total/NA	Analysis	8260B SIM		1	382312	05/21/19 19:34	SAM	TAL CAN

Laboratory References:

TAL CAN = Eurofins TestAmerica, Canton, 4101 Shuffel Street NW, North Canton, OH 44720, TEL (330)497-9396

- 1
- 2
- 3
- 4
- 5
- 6
- 7
- 8
- 9
- 10
- 11
- 12
- 13
- 14

Accreditation/Certification Summary

Client: ARCADIS U.S., Inc.
 Project/Site: Ford LTP Livonia MI - E203631

Job ID: 240-112913-1

Laboratory: Eurofins TestAmerica, Canton

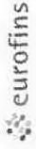
All accreditations/certifications held by this laboratory are listed. Not all accreditations/certifications are applicable to this report.

Authority	Program	EPA Region	Identification Number	Expiration Date
California	State Program	9	2927	02-23-20
Connecticut	State Program	1	PH-0590	12-31-19
Florida	NELAP	4	E87225	06-30-19 *
Illinois	NELAP	5	200004	07-31-19 *
Iowa	State Program	7	421	06-01-21
Kansas	NELAP	7	E-10336	04-30-20
Kentucky (UST)	State Program	4	58	02-23-20
Kentucky (WW)	State Program	4	98016	12-31-19
Minnesota	NELAP	5	039-999-348	12-31-19 *
Minnesota (Petrofund)	State Program	1	3506	07-31-19 *
Nevada	State Program	9	OH00048	07-31-19
New Jersey	NELAP	2	OH001	06-30-19 *
New York	NELAP	2	10975	03-31-20
Ohio VAP	State Program	5	CL0024	09-06-19
Oregon	NELAP	10	4062	02-23-20
Pennsylvania	NELAP	3	68-00340	08-31-19 *
Texas	NELAP	6	T104704517-18-10	08-31-19
USDA	Federal		P330-16-00404	12-28-19
Virginia	NELAP	3	460175	09-14-19
Washington	State Program	10	C971	01-12-20 *
West Virginia DEP	State Program	3	210	12-31-19

* Accreditation/Certification renewal pending - accreditation/certification considered valid.

MICHIGAN Chain of Custody Record

190



Environment Testing
 TestAmerica


Client Information			Lab PM: DelMonico, Michael			Carrier Tracking No(s): 240-60548-25803.8		
Client Contact: Caitlin O'Neill			E-Mail: michael.delmonico@testamericainc.com			Page: 8 of 13 Job #: 1 of 1		
Company: ARCADIS U.S. Inc			Due Date Requested:			Analysis Requested		
Address: 28550 Cabot Drive Suite 500			TAT Requested (days): 10			Total Number of Containers: 6		
City: Novi			PO #: M10001318.0002-0000E			Preservation Codes: A - HCL, M - Hexane, N - None, O - AsNaO2, C - Zn Acetate, D - Nitric Acid, E - NaHSO4, F - MeOH, G - Amchlor, H - Ascorbic Acid, I - Ice, J - DI Water, K - EDTA, L - EDA, Other:		
State, Zip: MI, 48377			WO #: M1621454.CC4.CC02			Special Instructions/Note: 240-112913 Chain of Custody		
Phone: 489-619-5089			Project #: E203631					
CADENA # 24015353			SSOW#:					
Sample Identification	Sample Date	Sample Time	Sample Type (C=Comp, G=grab)	Preservation Code	Matrix (Water, Spiked, W-wastewat, B-Tissue, A-Air)			
MW-1525-051419	5-14-19	910	6		Water			
					Water			
					Water			
					Water			
					Water			
					Water			
					Water			
Possible Hazard Identification <input checked="" type="checkbox"/> Non-Hazard <input type="checkbox"/> Flammable <input type="checkbox"/> Skin Irritant <input type="checkbox"/> Poison B <input type="checkbox"/> Unknown <input type="checkbox"/> Radiological						Field Filtered Sample (Yes or No) <input checked="" type="checkbox"/> A Perform MS/MSD (Yes or No) <input checked="" type="checkbox"/> A 8260B - VOCs (Short List) <input checked="" type="checkbox"/> A 8260B - VOCs (SIM) <input checked="" type="checkbox"/> A 8260B - VOCs (Short List) <input checked="" type="checkbox"/> A 8260B - VOCs (SIM) <input checked="" type="checkbox"/> A 8260B - VOCs (Short List) <input checked="" type="checkbox"/> A 8260B - VOCs (SIM) <input checked="" type="checkbox"/> A 8260B - VOCs (Short List) <input checked="" type="checkbox"/> A 8260B - VOCs (SIM) <input checked="" type="checkbox"/> A		
Deliverable Requested: 1, II, III (N) Other (specify)						Sample Disposal (A fee may be assessed if samples are retained longer than 1 month) <input type="checkbox"/> Return To Client <input checked="" type="checkbox"/> Disposal By Lab <input type="checkbox"/> Archive For Months		
Empty Kit Relinquished by: <i>Caitlin O'Neill</i> Date: 5-14-19 / 1830						Special Instructions/OC Requirements: SUBMIT ALL RESULTS THROUGH CADENA @ JIM.TOMBLA.COM		
Relinquished by: <i>Caitlin O'Neill</i> Date/Time: 5-17-19 1700						Method of Shipment:		
Relinquished by: <i>[Signature]</i> Date/Time: 5-17-19 1530						Received by: <i>[Signature]</i> Date/Time: 5-14-19 1830 Received by: <i>[Signature]</i> Date/Time: 5-17-19 1224 Received by: <i>[Signature]</i> Date/Time: 5-18-19 1015		
Custody Seal No.: <input type="checkbox"/> Yes <input type="checkbox"/> No						Cooler Temperature(s) °C and Other Remarks:		



TestAmerica Canton Sample Receipt Form/Narrative
Canton Facility

Login # : 112913

Client Arcadis Site Name _____
 Cooler Received on 5-18-19 Opened on 5-18-19
 FedEx: 1st Grd UPS FAS Clipper Client Drop Off TestAmerica Courier Other

Cooler unpacked by:


Receipt After-hours: Drop-off Date/Time _____ Storage Location _____

TestAmerica Cooler # TA Foam Box Client Cooler Box Other _____
 Packing material used: Bubble Wrap Foam Plastic Bag None Other _____
 COOLANT: Wet Ice Blue Ice Dry Ice Water None


1. Cooler temperature upon receipt See Multiple Cooler Form
 IR GUN# IR-8 (CF -0.2 °C) Observed Cooler Temp. 1.2 °C Corrected Cooler Temp. 1.0 °C
 IR GUN #36 (CF +0.7°C) Observed Cooler Temp. _____ °C Corrected Cooler Temp. _____ °C
2. Were tamper/custody seals on the outside of the cooler(s)? If Yes Quantity 1 Yes No
 -Were the seals on the outside of the cooler(s) signed & dated? Yes No NA
 -Were tamper/custody seals on the bottle(s) or bottle kits (LLHg/MeHg)? Yes No
 -Were tamper/custody seals intact and uncompromised? Yes No NA
3. Shippers' packing slip attached to the cooler(s)? Yes No
4. Did custody papers accompany the sample(s)? Yes No
5. Were the custody papers relinquished & signed in the appropriate place? Yes No
6. Was/were the person(s) who collected the samples clearly identified on the COC? Yes No
7. Did all bottles arrive in good condition (Unbroken)? Yes No
8. Could all bottle labels be reconciled with the COC? Yes No
9. Were correct bottle(s) used for the test(s) indicated? Yes No
10. Sufficient quantity received to perform indicated analyses? Yes No
11. Are these work share samples? Yes No
 If yes, Questions 12-16 have been checked at the originating laboratory.
12. Were all preserved sample(s) at the correct pH upon receipt? Yes No pH Strip Lot# HC984738
13. Were VOAs on the COC? Yes No
14. Were air bubbles >6 mm in any VOA vials? Larger than this. Yes No NA
15. Was a VOA trip blank present in the cooler(s)? Trip Blank Lot # _____ Yes No
16. Was a LL Hg or Me Hg trip blank present? Yes No

Tests that are not checked for pH by Receiving:
 VOAs
 Oil and Grease
 TOC

Contacted PM _____ Date _____ by _____ via Verbal Voice Mail Other

Concerning _____

17. CHAIN OF CUSTODY & SAMPLE DISCREPANCIES

Samples processed by:


18. SAMPLE CONDITION

Sample(s) _____ were received after the recommended holding time had expired.
 Sample(s) _____ were received in a broken container.
 Sample(s) _____ were received with bubble >6 mm in diameter. (Notify PM)

19. SAMPLE PRESERVATION

Sample(s) _____ were further preserved in the laboratory.
 Time preserved: _____ Preservative(s) added/Lot number(s): _____

VOA Sample Preservation - Date/Time VOAs Frozen: _____

DATA VERIFICATION REPORT



May 31, 2019

Kris Hinskey
Arcadis Inc
10559 Citation Ave
Suite 100
Brighton, MI 48116

CADENA project ID: E203631
Project: Ford Livonia Transmission Project - OFF-SITE - Soil Gas and Groundwater
Project number: MI001454.0002/3/4.00002/2B/3B
Event Specific Scope of Work References: Sample COC
Laboratory: TestAmerica - North Canton
Laboratory submittal: 112913-1
Sample date: 2019-05-13
Report received by CADENA: 2019-05-31
Initial Data Verification completed by CADENA: 2019-05-31

Number of Samples: 1

Sample Matrices: Water

Test Categories: GCMS VOC

Please see attached criteria report or sample result/qualified analytical result summary for qualifier flags assigned to sample data.

The following minor QC exceptions or missing information were noted:

MBK - GCMS VOC SIM QC batch 382312 method blank had a detection below the RL for the following analyte: 1,4-DIOXANE. The following client sample results should be considered to be non-detect at the RL and qualified with UB flags: -001.

Sample/MS/MSD Surrogate Recovery, Blank/LCS Surrogate Recovery, LCS/LCD Recovery, Blank Contamination and Hold Time Exception were reviewed as part of our verification.

Data verification for the report specified above was completed using the Ford Motor Company Environmental Laboratory Technical Specification, the CADENA Standard Operating Procedure for the Verification of Environmental Analytical Data and the associated analytical methods as references for evaluating the batch QC, sample data and report content. The EPA National Functional Guidelines for validating organic and inorganic data were used as guidance when addressing out of control QC results and the associated data qualifiers.

The definitions of the qualifiers used for this data package are defined in the analytical report. CADENA valid qualifiers are defined in the table below. To view and download a PDF copy of the laboratory analytical report access the CADENA CLMS at <http://clms.cadenaco.com/index.cfm>.

Please contact me if you have any questions.

Sincerely,

Jim Tomalia

Project Scientist

CADENA Inc, 1099 Highland Drive, Suite E, Ann Arbor, MI 48108 517-819-0356

CADENA Valid Qualifiers

Valid Qualifiers	Description
<	Less than the reported concentration.
>	Greater than the reported concentration.
B	The analyte / compound was detected in the associated blank. For Organic methods the sample concentration was greater than the RDL and less than 5x (or 10x for common lab contaminants) the blank concentration and is considered non-detect at the reported concentration. For Inorganic methods the sample concentration was greater than the RDL and less than 10x the blank concentration and is considered non-detect at the reported concentration.
E	The analyte / Compound reported exceeds the calibration range and is considered estimated.
EMPC	Estimated Minimum Potential Contamination - Dioxin/Furan analyses only.
J	Indicates an estimated value. This flag is used either when estimating a concentration for a tentatively identified compound or when the data indicates the presence of an analyte / compound but the result is less than the sample Quantitation limit, but greater than zero. The flag is also used in data validation to indicate a reported value should be considered estimated due to associated quality assurance deficiencies.
J-	The result is an estimated quantity, but the result may be biased low.
JB	NON-DETECT AT THE CONCENTRATION REPORTED AND ESTIMATED
JH	The sample result is considered estimated and is potentially biased high.
JL	The sample result is considered estimated and is potentially biased low.
JUB	NON-DETECT AT THE REPORTING LIMIT AND ESTIMATED
NJ	Tentatively identified compound with approximated concentration.
R	Indicates the value is considered to be unusable. (Note: The analyte / compound may or may not be present.)
TNTC	Too Numerous to Count - Asbestos and Microbiological Results.
U	Indicates that the analyte / compound was analyzed for, but not detected.
UB	The analyte / compound was detected in the associated blank. For Organic methods the sample concentration was less than the RDL and less than 5x (or 10x for common lab contaminants) the blank concentration and is considered non-detect at the RDL. For Inorganic methods the sample concentration was less than the RDL and less than 10x the blank concentration and is considered non-detect at the RDL.
UJ	The analyte / compound was not detected above the reported sample Quantitation limit. However, the Quantitation limit is considered to be approximate due to associated quality assurance results and may or may not represent the actual limit of Quantitation to accurately and precisely report the analyte in the sample.

SAMPLING AND ANALYSIS SUMMARY

CADENA Project ID: E203631

Laboratory: TestAmerica-North Canton

Laboratory Submittal: 112913-1

Lab Sample ID	Sample ID	Collection Date (mm/yy/dd)	Collection Time (hh:mm:ss)	Volatile Organics by GCMS	8260B with Single Ion Monitoring	Comment
2401129131	MW-152S_051419	5/14/2019	9:10:00	X	X	

Qualified Results Summary

CADENA Project ID: E203631

Laboratory: TestAmerica - North Canton

Laboratory Submittal: 112913-1

Sample Name: MW-152S_051419

Lab Sample ID: 2401129131

Sample Date: 5/14/2019

Analyte	Cas No.	Result	Report Limit	Units	Valid Qualifier
GC/MS VOC					
<u>OSW-8260BBSim</u>					
1,4-Dioxane	123-91-1	1.0	2.0	ug/l	UB

Analytical Results Summary

Reportable Results Only

CADENA Project ID: E203631

Laboratory: TestAmerica - North Canton

Laboratory Submittal: 112913-1

Sample Name: MW-152S_051419

Lab Sample ID: 2401129131

Sample Date: 5/14/2019

Analyte	Cas No.	Result	Report		Valid	
			Limit	Units		Qualifier
GC/MS VOC						
<u>OSW-8260B</u>						
1,1-Dichloroethene	75-35-4	ND	1.0	ug/l	---	
cis-1,2-Dichloroethene	156-59-2	ND	1.0	ug/l	---	
Tetrachloroethene	127-18-4	ND	1.0	ug/l	---	
trans-1,2-Dichloroethene	156-60-5	ND	1.0	ug/l	---	
Trichloroethene	79-01-6	ND	1.0	ug/l	---	
Vinyl chloride	75-01-4	ND	1.0	ug/l	---	
<u>OSW-8260BBSim</u>						
1,4-Dioxane	123-91-1	1.0	2.0	ug/l	UB	

Ford Motor Company – Livonia Transmission Project

DATA REVIEW

Livonia, Michigan

Volatile Organic Compounds (VOC) Analysis

SDG #240-112913-1

CADENA Verification Report: 2019-05-31

Analyses Performed By:

TestAmerica
Canton, Ohio

Report #33144R

Review Level: Tier III

Project: MI001454.0004.00002



DATA REVIEW

SUMMARY

This data quality assessment summarizes the review of Sample Delivery Group (SDG) # 240-112913-1 for samples collected in association with the Ford – Livonia, Michigan site. The review was conducted as a Tier III validation in addition to a verification/Tier II validation review performed by CADENA Inc. and included review of level IV laboratory data package completeness. Only elements of a Tier III validation effort (Tier III includes a detailed review of laboratory raw data to check for errors in calculation, calibration review, internal standard review and compound identification) and omitted deviations from the CADENA verification/Tier II report are documented in this report. Only analytical data associated with constituents of concern were reviewed for this validation. Field documentation was not included in this review. Included with this assessment are the validation annotated sample result sheets, and chain of custody. Analyses were performed on the following samples:

SDG	Sample ID	Lab ID	Matrix	Sample Collection Date	Parent Sample	Analysis		
						VOC (Full Scan)	VOC (SIM)	MISC
240-112913-1	MW-152S_051419	240-112913-1	Water	5/14/2019		X	X	

DATA REVIEW

ANALYTICAL DATA PACKAGE DOCUMENTATION

The table below is the evaluation of the data package completeness.

Items Reviewed	Reported		Performance Acceptable		Not Required
	No	Yes	No	Yes	
1. Sample receipt condition		X		X	
2. Requested analyses and sample results		X		X	
3. Master tracking list		X		X	
4. Methods of analysis		X		X	
5. Reporting limits		X		X	
6. Sample collection date		X		X	
7. Laboratory sample received date		X		X	
8. Sample preservation verification (as applicable)		X		X	
9. Sample preparation/extraction/analysis dates		X		X	
10. Fully executed Chain-of-Custody (COC) form		X		X	
11. Narrative summary of Quality Assurance or sample problems provided		X		X	
12. Data Package Completeness and Compliance		X		X	

DATA REVIEW

ORGANIC ANALYSIS INTRODUCTION

Analyses were performed according to United States Environmental Protection Agency (USEPA) SW-846 Method 8260B and 8260B SIM. Data were reviewed in accordance with USEPA National Functional Guidelines of October 1999.

The data review process is an evaluation of data on a technical basis rather than a determination of contract compliance. As such, the standards against which the data are being weighed may differ from those specified in the analytical method. It is assumed that the data package represents the best efforts of the laboratory and had already been subjected to adequate and sufficient quality review prior to submission.

During the review process, laboratory qualified and unqualified data are verified against the supporting documentation. Based on this evaluation, qualifier codes may be added, deleted, or modified by the data reviewer. Results are qualified with the following codes in accordance with USEPA National Functional Guidelines:

- Concentration (C) Qualifiers
 - U The analyte was analyzed for but was not detected above the level of the reported sample quantitation limit.
 - B The compound has been found in the sample as well as its associated blank, its presence in the sample may be suspect.
- Quantitation (Q) Qualifiers
 - E The compound was quantitated above the calibration range.
 - D Concentration is based on a diluted sample analysis.
- Validation Qualifiers
 - J The result is an estimated quantity. The associated numerical value is the approximate concentration of the analyte in the sample.
 - UJ The analyte was analyzed for but was not detected. The reported quantitation limit is approximate and may be inaccurate or imprecise.
 - J+ The result is an estimated quantity, but the result may be biased high.
 - J- The result is an estimated quantity, but the result may be biased low.
 - UB Analyte considered non-detect at the listed value due to associated blank contamination.
 - N The analysis indicates the presence of a compound for which there is presumptive evidence to make a tentative identification.
 - R The sample results are rejected.

Two facts should be noted by all data users. First, the "R" flag means that the associated value is unusable. In other words, due to significant quality control (QC) problems, the analysis is invalid and provides no information as to whether the compound is present or not. "R" values should not appear on data tables because they cannot be relied upon, even as a last resort. The second fact to keep in mind is that no compound concentration, even if it has passed all QC tests, is guaranteed to be accurate. Strict QC serves to increase confidence in data but any value potentially contains error.

DATA REVIEW

VOLATILE ORGANIC COMPOUND (VOC) ANALYSES

1. Holding Times

The specified holding times for the following methods are presented in the following table.

Method	Matrix	Holding Time	Preservation
SW-846 8260B/8260B-SIM	Water	14 days from collection to analysis	Cool to < 6 °C; pH < 2 with HCl

All samples were analyzed within the specified holding time criteria.

2. Mass Spectrometer Tuning

Mass spectrometer performance was acceptable and all analyses were performed within a 12-hour tune clock.

System performance and column resolution were acceptable.

3. Calibration

Satisfactory instrument calibration is established to ensure that the instrument is capable of producing acceptable quantitative data. An initial calibration demonstrates that the instrument is capable of acceptable performance at the beginning of an experimental sequence. The continuing calibration verifies that the instrument daily performance is satisfactory.

3.1 Initial Calibration

The method specifies percent relative standard deviation (%RSD) and relative response factor (RRF) limits for select compounds only. A technical review of the data applies limits to all compounds with no exceptions.

All target compounds associated with the initial calibration standards must exhibit a %RSD less than the control limit (20%) or a correlation coefficient greater than 0.99 and an RRF value greater than control limit (0.05).

All compounds associated with the initial calibrations were within the specified control limits.

3.2 Continuing Calibration

All target compounds associated with the continuing calibration standard must exhibit a percent difference (%D) less than the control limit (20%) and RRF value greater than control limit (0.05).

All compounds associated with the continuing calibrations were within the specified control limits.

4. Internal Standard Performance

Internal standard performance criteria ensure that the GC/MS sensitivity and response are stable during every sample analysis. The criteria require the internal standard compounds associated with the VOC exhibit area counts that are not greater than two times (+100%) or less than one-half (-50%) of the area counts of the associated continuing calibration standard.

All internal standard responses were within control limits.

5. Compound Identification

Compounds are identified on the GC/MS by using the analytes relative retention time and ion spectra.

DATA REVIEW

All identified compounds met the specified criteria.

6. System Performance and Overall Assessment

Overall system performance was acceptable. Other than for those deviations specifically mentioned in this review, the overall data quality is within the guidelines specified in the method.

DATA REVIEW

DATA VALIDATION CHECKLIST FOR VOCs

VOCs: 8260B/8260B-SIM	Reported		Performance Acceptable		Not Required
	No	Yes	No	Yes	
GAS CHROMATOGRAPHY/MASS SPECTROMETRY (GC/MS)					
Tier II Validation					
Holding times/Preservation		X		X	
Tier III Validation					
System performance and column resolution		X		X	
Initial calibration %RSDs		X		X	
Continuing calibration RRFs		X		X	
Continuing calibration %Ds		X		X	
Instrument tune and performance check		X		X	
Ion abundance criteria for each instrument used		X		X	
Internal standard		X		X	
Compound identification and quantitation					
A. Reconstructed ion chromatograms		X		X	
B. Quantitation Reports		X		X	
C. RT of sample compounds within the established RT windows		X		X	
D. Transcription/calculation errors present		X		X	
E. Reporting limits adjusted to reflect sample dilutions		X		X	

Notes:

%RSD Relative standard deviation

%R Percent recovery

RPD Relative percent difference

%D Percent difference

VALIDATION PERFORMED BY: Lisa Horton


SIGNATURE:

Lisa Horton

DATE: June 14, 2019

PEER REVIEW: Dennis Capria

DATE: June 20, 2019



**CHAIN OF CUSTODY
CORRECTED SAMPLE ANALYSIS DATA
SHEETS**



MICHIGAN Chain of Custody Record

190



Client Information ARCADIS U.S. Inc Address: 28550 Cabot Drive Suite 500 City: Novi State, Zip: MI, 48377 Phone: Email: Caitlin.ONeill@arcadis.com Project Name: Ford LTP Livonia MI - E203631 Site:	Lab PM: DeiMonico, Michael E-Mail: michael.delmonico@testamericainc.com	Carrier Tracking No(s): COC No: 240-60548-25603.8 Page: 6 of 13 Job #:									
Sampler: C. WEANG Phone: 989-619-5899	Due Date Requested: TAT Requested (days): 10 PO #: M1601318.0002.00002 WO #: 24015353 Cadena #: E203631 Project #: 24015353 SSOW#:	Analysis Requested									
Sample Identification	Sample Date	Sample Time	Sample Type (C=Comp, G=grab)	Matrix (Water, Solid, On-site, BTL-Tissue, Air)	Field Filtered Sample (Yes or No)	Perform MS/MSD (Yes or No)	R260B - VOCs (Short List)	R260B - VOCs - SIM	8260B - VOCs (Short List)	Total Number of containers	Special Instructions/Note:
MW-1525-051919	5-14-19	910	6	Water	N	N				6	
				Water							
				Water							
				Water							
				Water							
				Water							
				Water							
				Water							
				Water							
				Water							
				Water							
				Water							
				Water							
				Water							
				Water							
				Water							



Possible Hazard Identification <input checked="" type="checkbox"/> Non-Hazard <input type="checkbox"/> Flammable <input type="checkbox"/> Skin Irritant <input type="checkbox"/> Poison B <input type="checkbox"/> Unknown <input type="checkbox"/> Radiological	Sample Disposal (A fee may be assessed if samples are retained longer than 1 month) <input type="checkbox"/> Return To Client <input checked="" type="checkbox"/> Disposal By Lab Special Instructions/OC Requirements: SUBMIT ALL RESULTS THROUGH CADENA @ JIM.TAMMARA.COM
Relinquished by: [Signature] Relinquished by: Caitlin OnNeill Relinquished by: [Signature] Custody Seals Intact: Custody Seal No. [blank]	Received by: [Signature] Received by: [Signature] Received by: [Signature] Cooler Temperature(s) °C and Other Remarks: [blank]
Date: 5-17-19	Time: 1703
Date: 5-14-19	Time: 1830
Date: 5-17-19	Time: 1015
Date: 5-14-19	Time: 1830
Date: 5-17-19	Time: 1224
Date: 5-18-19	Time: 1015
Company: ARCADIS	Company: ARCADIS
Company: ARCADIS	Company: EIA
Company: EIA	Company: TA

Client Sample Results

Client: ARCADIS U.S., Inc.
 Project/Site: Ford LTP Livonia MI - E203631

Job ID: 240-112913-1

Client Sample ID: MW-152S_051419

Lab Sample ID: 240-112913-1

Date Collected: 05/14/19 09:10

Matrix: Water

Date Received: 05/18/19 10:15

Method: 8260B SIM - Volatile Organic Compounds (GC/MS)

Analyte	Result	Qualifier	RL	MDL	Unit	D	Prepared	Analyzed	Dil Fac
1,4-Dioxane	2.0	1.0 JB UB	2.0	0.86	ug/L			05/21/19 19:34	1
Surrogate	%Recovery	Qualifier	Limits				Prepared	Analyzed	Dil Fac
1,2-Dichloroethane-d4 (Surr)	88		63 - 125					05/21/19 19:34	1

Method: 8260B - Volatile Organic Compounds (GC/MS)

Analyte	Result	Qualifier	RL	MDL	Unit	D	Prepared	Analyzed	Dil Fac
1,1-Dichloroethene	1.0	U	1.0	0.19	ug/L			05/25/19 22:25	1
cis-1,2-Dichloroethene	1.0	U	1.0	0.16	ug/L			05/25/19 22:25	1
Tetrachloroethene	1.0	U	1.0	0.15	ug/L			05/25/19 22:25	1
trans-1,2-Dichloroethene	1.0	U	1.0	0.19	ug/L			05/25/19 22:25	1
Trichloroethene	1.0	U	1.0	0.10	ug/L			05/25/19 22:25	1
Vinyl chloride	1.0	U	1.0	0.20	ug/L			05/25/19 22:25	1
Surrogate	%Recovery	Qualifier	Limits				Prepared	Analyzed	Dil Fac
1,2-Dichloroethane-d4 (Surr)	109		70 - 121					05/25/19 22:25	1
4-Bromofluorobenzene (Surr)	101		59 - 120					05/25/19 22:25	1
Toluene-d8 (Surr)	101		70 - 123					05/25/19 22:25	1
Dibromofluoromethane (Surr)	98		75 - 128					05/25/19 22:25	1