

## ANALYTICAL REPORT

Eurofins TestAmerica, Canton  
4101 Shuffel Street NW  
North Canton, OH 44720  
Tel: (330)497-9396

Laboratory Job ID: 240-140102-1  
Client Project/Site: Ford LTP - Off Site

For:  
ARCADIS U.S., Inc.  
28550 Cabot Drive  
Suite 500  
Novi, Michigan 48377

Attn: Kristoffer Hinskey



---

Authorized for release by:  
11/27/2020 10:03:59 AM

Michael DelMonico, Project Manager I  
(330)497-9396  
[Michael.DelMonico@Eurofinset.com](mailto:Michael.DelMonico@Eurofinset.com)

### LINKS

Review your project  
results through  
**TotalAccess**

Have a Question?



Visit us at:

[www.eurofinsus.com/Env](http://www.eurofinsus.com/Env)

*This report has been electronically signed and authorized by the signatory. Electronic signature is intended to be the legally binding equivalent of a traditionally handwritten signature.*

*Results relate only to the items tested and the sample(s) as received by the laboratory.*



# Table of Contents

Cover Page . . . . .	1
Table of Contents . . . . .	2
Definitions/Glossary . . . . .	3
Case Narrative . . . . .	4
Method Summary . . . . .	5
Sample Summary . . . . .	6
Detection Summary . . . . .	7
Client Sample Results . . . . .	8
Surrogate Summary . . . . .	10
QC Sample Results . . . . .	11
QC Association Summary . . . . .	14
Lab Chronicle . . . . .	15
Certification Summary . . . . .	16
Chain of Custody . . . . .	17

# Definitions/Glossary

Client: ARCADIS U.S., Inc.  
Project/Site: Ford LTP - Off Site

Job ID: 240-140102-1

## Qualifiers

### GC/MS VOA

Qualifier	Qualifier Description
J	Result is less than the RL but greater than or equal to the MDL and the concentration is an approximate value.
U	Indicates the analyte was analyzed for but not detected.

## Glossary

Abbreviation	These commonly used abbreviations may or may not be present in this report.
α	Listed under the "D" column to designate that the result is reported on a dry weight basis
%R	Percent Recovery
CFL	Contains Free Liquid
CFU	Colony Forming Unit
CNF	Contains No Free Liquid
DER	Duplicate Error Ratio (normalized absolute difference)
Dil Fac	Dilution Factor
DL	Detection Limit (DoD/DOE)
DL, RA, RE, IN	Indicates a Dilution, Re-analysis, Re-extraction, or additional Initial metals/anion analysis of the sample
DLC	Decision Level Concentration (Radiochemistry)
EDL	Estimated Detection Limit (Dioxin)
LOD	Limit of Detection (DoD/DOE)
LOQ	Limit of Quantitation (DoD/DOE)
MCL	EPA recommended "Maximum Contaminant Level"
MDA	Minimum Detectable Activity (Radiochemistry)
MDC	Minimum Detectable Concentration (Radiochemistry)
MDL	Method Detection Limit
ML	Minimum Level (Dioxin)
MPN	Most Probable Number
MQL	Method Quantitation Limit
NC	Not Calculated
ND	Not Detected at the reporting limit (or MDL or EDL if shown)
NEG	Negative / Absent
POS	Positive / Present
PQL	Practical Quantitation Limit
PRES	Presumptive
QC	Quality Control
RER	Relative Error Ratio (Radiochemistry)
RL	Reporting Limit or Requested Limit (Radiochemistry)
RPD	Relative Percent Difference, a measure of the relative difference between two points
TEF	Toxicity Equivalent Factor (Dioxin)
TEQ	Toxicity Equivalent Quotient (Dioxin)
TNTC	Too Numerous To Count

# Case Narrative

Client: ARCADIS U.S., Inc.  
Project/Site: Ford LTP - Off Site

Job ID: 240-140102-1

**Job ID: 240-140102-1**

**Laboratory: Eurofins TestAmerica, Canton**

**Narrative**

## CASE NARRATIVE

**Client: ARCADIS U.S., Inc.**

**Project: Ford LTP - Off Site**

**Report Number: 240-140102-1**

With the exceptions noted as flags or footnotes, standard analytical protocols were followed in the analysis of the samples and no problems were encountered or anomalies observed. In addition all laboratory quality control samples were within established control limits, with any exceptions noted below. Each sample was analyzed to achieve the lowest possible reporting limit within the constraints of the method. In some cases, due to interference or analytes present at high concentrations, samples were diluted. For diluted samples, the reporting limits are adjusted relative to the dilution required.

Eurofins TestAmerica, Canton attests to the validity of the laboratory data generated by Eurofins TestAmerica facilities reported herein. All analyses performed by Eurofins TestAmerica facilities were done using established laboratory SOPs that incorporate QA/QC procedures described in the application methods. Eurofins TestAmerica's operations groups have reviewed the data for compliance with the laboratory QA/QC plan, and data have been found to be compliant with laboratory protocols unless otherwise noted below.

The test results in this report meet all NELAP requirements for parameters for which accreditation is required or available. Any exceptions to NELAP requirements are noted in this report. Pursuant to NELAP, this report may not be reproduced, except in full, without the written approval of the laboratory.

Calculations are performed before rounding to avoid round-off errors in calculated results.

All holding times were met and proper preservation noted for the methods performed on these samples, unless otherwise detailed in the individual sections below.

All solid sample results are reported on an "as received" basis unless otherwise indicated by the presence of a % solids value in the method header.

This laboratory report is confidential and is intended for the sole use of Eurofins TestAmerica and its client.

### **RECEIPT**

The samples were received on 11/12/2020 9:15 AM; the samples arrived in good condition, and where required, properly preserved and on ice. The temperature of the cooler at receipt was 3.7° C.

### **VOLATILE ORGANIC COMPOUNDS (GCMS)**

Samples TRIP BLANK (240-140102-1) and MW-182S\_111020 (240-140102-2) were analyzed for volatile organic compounds (GCMS) in accordance with EPA SW-846 Method 8260B. The samples were analyzed on 11/21/2020.

No analytical or quality issues were noted, other than those described above or in the Definitions/Glossary page.

### **VOLATILE ORGANIC COMPOUNDS (GCMS SIM)**

Sample MW-182S\_111020 (240-140102-2) was analyzed for volatile organic compounds (GCMS SIM) in accordance with EPA SW-846 Method 8260B SIM. The sample was analyzed on 11/19/2020.

No analytical or quality issues were noted, other than those described above or in the Definitions/Glossary page.

# Method Summary

Client: ARCADIS U.S., Inc.  
Project/Site: Ford LTP - Off Site

Job ID: 240-140102-1

Method	Method Description	Protocol	Laboratory
8260B	Volatile Organic Compounds (GC/MS)	SW846	TAL CAN
8260B SIM	Volatile Organic Compounds (GC/MS)	SW846	TAL CAN
5030B	Purge and Trap	SW846	TAL CAN

**Protocol References:**

SW846 = "Test Methods For Evaluating Solid Waste, Physical/Chemical Methods", Third Edition, November 1986 And Its Updates.

**Laboratory References:**

TAL CAN = Eurofins TestAmerica, Canton, 4101 Shuffel Street NW, North Canton, OH 44720, TEL (330)497-9396

- 1
- 2
- 3
- 4
- 5
- 6
- 7
- 8
- 9
- 10
- 11
- 12
- 13
- 14

# Sample Summary

Client: ARCADIS U.S., Inc.  
Project/Site: Ford LTP - Off Site

Job ID: 240-140102-1

Lab Sample ID	Client Sample ID	Matrix	Collected	Received	Asset ID
240-140102-1	TRIP BLANK	Water	11/10/20 00:00	11/12/20 09:15	
240-140102-2	MW-182S_111020	Water	11/10/20 13:10	11/12/20 09:15	

- 1
- 2
- 3
- 4
- 5
- 6
- 7
- 8
- 9
- 10
- 11
- 12
- 13
- 14

# Detection Summary

Client: ARCADIS U.S., Inc.  
Project/Site: Ford LTP - Off Site

Job ID: 240-140102-1

---

**Client Sample ID: TRIP BLANK**

**Lab Sample ID: 240-140102-1**

No Detections.

---

**Client Sample ID: MW-182S\_111020**

**Lab Sample ID: 240-140102-2**

No Detections.

- 1
- 2
- 3
- 4
- 5
- 6
- 7
- 8
- 9
- 10
- 11
- 12
- 13
- 14

This Detection Summary does not include radiochemical test results.

Eurofins TestAmerica, Canton

# Client Sample Results

Client: ARCADIS U.S., Inc.  
 Project/Site: Ford LTP - Off Site

Job ID: 240-140102-1

**Client Sample ID: TRIP BLANK**

**Lab Sample ID: 240-140102-1**

**Date Collected: 11/10/20 00:00**

**Matrix: Water**

**Date Received: 11/12/20 09:15**

**Method: 8260B - Volatile Organic Compounds (GC/MS)**

Analyte	Result	Qualifier	RL	MDL	Unit	D	Prepared	Analyzed	Dil Fac
1,1-Dichloroethene	1.0	U	1.0	0.19	ug/L			11/21/20 16:37	1
cis-1,2-Dichloroethene	1.0	U	1.0	0.16	ug/L			11/21/20 16:37	1
Tetrachloroethene	1.0	U	1.0	0.15	ug/L			11/21/20 16:37	1
trans-1,2-Dichloroethene	1.0	U	1.0	0.19	ug/L			11/21/20 16:37	1
Trichloroethene	1.0	U	1.0	0.10	ug/L			11/21/20 16:37	1
Vinyl chloride	1.0	U	1.0	0.20	ug/L			11/21/20 16:37	1

Surrogate	%Recovery	Qualifier	Limits	Prepared	Analyzed	Dil Fac
1,2-Dichloroethane-d4 (Surr)	117		75 - 130		11/21/20 16:37	1
4-Bromofluorobenzene (Surr)	104		47 - 134		11/21/20 16:37	1
Toluene-d8 (Surr)	102		69 - 122		11/21/20 16:37	1
Dibromofluoromethane (Surr)	95		78 - 129		11/21/20 16:37	1



# Client Sample Results

Client: ARCADIS U.S., Inc.  
 Project/Site: Ford LTP - Off Site

Job ID: 240-140102-1

**Client Sample ID: MW-182S\_111020**

**Lab Sample ID: 240-140102-2**

**Date Collected: 11/10/20 13:10**

**Matrix: Water**

**Date Received: 11/12/20 09:15**

**Method: 8260B SIM - Volatile Organic Compounds (GC/MS)**

Analyte	Result	Qualifier	RL	MDL	Unit	D	Prepared	Analyzed	Dil Fac
1,4-Dioxane	2.0	U	2.0	0.86	ug/L			11/19/20 20:08	1

Surrogate	%Recovery	Qualifier	Limits	Prepared	Analyzed	Dil Fac
1,2-Dichloroethane-d4 (Surr)	91		70 - 133		11/19/20 20:08	1

**Method: 8260B - Volatile Organic Compounds (GC/MS)**

Analyte	Result	Qualifier	RL	MDL	Unit	D	Prepared	Analyzed	Dil Fac
1,1-Dichloroethene	1.0	U	1.0	0.19	ug/L			11/21/20 17:02	1
cis-1,2-Dichloroethene	1.0	U	1.0	0.16	ug/L			11/21/20 17:02	1
Tetrachloroethene	1.0	U	1.0	0.15	ug/L			11/21/20 17:02	1
trans-1,2-Dichloroethene	1.0	U	1.0	0.19	ug/L			11/21/20 17:02	1
Trichloroethene	1.0	U	1.0	0.10	ug/L			11/21/20 17:02	1
Vinyl chloride	1.0	U	1.0	0.20	ug/L			11/21/20 17:02	1

Surrogate	%Recovery	Qualifier	Limits	Prepared	Analyzed	Dil Fac
1,2-Dichloroethane-d4 (Surr)	112		75 - 130		11/21/20 17:02	1
4-Bromofluorobenzene (Surr)	100		47 - 134		11/21/20 17:02	1
Toluene-d8 (Surr)	100		69 - 122		11/21/20 17:02	1
Dibromofluoromethane (Surr)	95		78 - 129		11/21/20 17:02	1

# Surrogate Summary

Client: ARCADIS U.S., Inc.  
Project/Site: Ford LTP - Off Site

Job ID: 240-140102-1

## Method: 8260B - Volatile Organic Compounds (GC/MS)

Matrix: Water

Prep Type: Total/NA

Lab Sample ID	Client Sample ID	Percent Surrogate Recovery (Acceptance Limits)			
		DCA (75-130)	BFB (47-134)	TOL (69-122)	DBFM (78-129)
240-140102-1	TRIP BLANK	117	104	102	95
240-140102-2	MW-182S_111020	112	100	100	95
240-140141-C-3 MS	Matrix Spike	102	109	105	82
240-140141-C-3 MSD	Matrix Spike Duplicate	101	108	105	81
LCS 240-462197/5	Lab Control Sample	99	108	103	82
MB 240-462197/8	Method Blank	113	104	102	93

### Surrogate Legend

DCA = 1,2-Dichloroethane-d4 (Surr)

BFB = 4-Bromofluorobenzene (Surr)

TOL = Toluene-d8 (Surr)

DBFM = Dibromofluoromethane (Surr)

## Method: 8260B SIM - Volatile Organic Compounds (GC/MS)

Matrix: Water

Prep Type: Total/NA

Lab Sample ID	Client Sample ID	Percent Surrogate Recovery (Acceptance Limits)
		DCA (70-133)
240-140102-2	MW-182S_111020	91
240-140111-D-3 MS	Matrix Spike	89
240-140111-D-3 MSD	Matrix Spike Duplicate	91
LCS 240-461808/14	Lab Control Sample	86
MB 240-461808/15	Method Blank	85

### Surrogate Legend

DCA = 1,2-Dichloroethane-d4 (Surr)

## Method: 8260B SIM - Volatile Organic Compounds (GC/MS)

Matrix: Water

Prep Type: Total/NA

Lab Sample ID	Client Sample ID	Percent Surrogate Recovery (Acceptance Limits)
		DCA (10-150)
MRL 240-461808/16	Lab Control Sample	85

### Surrogate Legend

DCA = 1,2-Dichloroethane-d4 (Surr)

# QC Sample Results

Client: ARCADIS U.S., Inc.  
Project/Site: Ford LTP - Off Site

Job ID: 240-140102-1

## Method: 8260B - Volatile Organic Compounds (GC/MS)

**Lab Sample ID: MB 240-462197/8**  
**Matrix: Water**  
**Analysis Batch: 462197**

**Client Sample ID: Method Blank**  
**Prep Type: Total/NA**

Analyte	MB Result	MB Qualifier	RL	MDL	Unit	D	Prepared	Analyzed	Dil Fac
1,1-Dichloroethene	1.0	U	1.0	0.19	ug/L			11/21/20 12:04	1
cis-1,2-Dichloroethene	1.0	U	1.0	0.16	ug/L			11/21/20 12:04	1
Tetrachloroethene	1.0	U	1.0	0.15	ug/L			11/21/20 12:04	1
trans-1,2-Dichloroethene	1.0	U	1.0	0.19	ug/L			11/21/20 12:04	1
Trichloroethene	1.0	U	1.0	0.10	ug/L			11/21/20 12:04	1
Vinyl chloride	1.0	U	1.0	0.20	ug/L			11/21/20 12:04	1

Surrogate	MB %Recovery	MB Qualifier	Limits	Prepared	Analyzed	Dil Fac
1,2-Dichloroethane-d4 (Surr)	113		75 - 130		11/21/20 12:04	1
4-Bromofluorobenzene (Surr)	104		47 - 134		11/21/20 12:04	1
Toluene-d8 (Surr)	102		69 - 122		11/21/20 12:04	1
Dibromofluoromethane (Surr)	93		78 - 129		11/21/20 12:04	1

**Lab Sample ID: LCS 240-462197/5**  
**Matrix: Water**  
**Analysis Batch: 462197**

**Client Sample ID: Lab Control Sample**  
**Prep Type: Total/NA**

Analyte	Spike Added	LCS Result	LCS Qualifier	Unit	D	%Rec	%Rec. Limits
1,1-Dichloroethene	20.0	18.2		ug/L		91	73 - 129
cis-1,2-Dichloroethene	20.0	19.1		ug/L		95	75 - 124
Tetrachloroethene	20.0	17.5		ug/L		88	70 - 125
trans-1,2-Dichloroethene	20.0	18.8		ug/L		94	74 - 130
Trichloroethene	20.0	16.3		ug/L		81	71 - 121
Vinyl chloride	20.0	20.4		ug/L		102	61 - 134

Surrogate	LCS %Recovery	LCS Qualifier	Limits
1,2-Dichloroethane-d4 (Surr)	99		75 - 130
4-Bromofluorobenzene (Surr)	108		47 - 134
Toluene-d8 (Surr)	103		69 - 122
Dibromofluoromethane (Surr)	82		78 - 129

**Lab Sample ID: 240-140141-C-3 MS**  
**Matrix: Water**  
**Analysis Batch: 462197**

**Client Sample ID: Matrix Spike**  
**Prep Type: Total/NA**

Analyte	Sample Result	Sample Qualifier	Spike Added	MS Result	MS Qualifier	Unit	D	%Rec	%Rec. Limits
1,1-Dichloroethene	5000	U	100000	88500		ug/L		88	64 - 132
cis-1,2-Dichloroethene	2000	J	100000	93300		ug/L		91	68 - 121
Tetrachloroethene	5000	U	100000	78400		ug/L		78	52 - 129
Trichloroethene	200000		100000	264000		ug/L		59	56 - 124
Vinyl chloride	5000	U	100000	92700		ug/L		93	49 - 136

Surrogate	MS %Recovery	MS Qualifier	Limits
1,2-Dichloroethane-d4 (Surr)	102		75 - 130
4-Bromofluorobenzene (Surr)	109		47 - 134
Toluene-d8 (Surr)	105		69 - 122
Dibromofluoromethane (Surr)	82		78 - 129

Eurofins TestAmerica, Canton

# QC Sample Results

Client: ARCADIS U.S., Inc.  
Project/Site: Ford LTP - Off Site

Job ID: 240-140102-1

## Method: 8260B - Volatile Organic Compounds (GC/MS) (Continued)

**Lab Sample ID: 240-140141-C-3 MSD**  
**Matrix: Water**  
**Analysis Batch: 462197**

**Client Sample ID: Matrix Spike Duplicate**  
**Prep Type: Total/NA**

Analyte	Sample Result	Sample Qualifier	Spike Added	MSD Result	MSD Qualifier	Unit	D	%Rec	%Rec. Limits	RPD	RPD Limit
1,1-Dichloroethene	5000	U	100000	93300		ug/L		93	64 - 132	5	35
cis-1,2-Dichloroethene	2000	J	100000	101000		ug/L		99	68 - 121	8	35
Tetrachloroethene	5000	U	100000	85900		ug/L		86	52 - 129	9	35
Trichloroethene	200000		100000	277000		ug/L		73	56 - 124	5	35
Vinyl chloride	5000	U	100000	97100		ug/L		97	49 - 136	5	35
<b>MSD MSD</b>											
<b>Surrogate</b>	<b>%Recovery</b>	<b>Qualifier</b>	<b>Limits</b>								
1,2-Dichloroethane-d4 (Surr)	101		75 - 130								
4-Bromofluorobenzene (Surr)	108		47 - 134								
Toluene-d8 (Surr)	105		69 - 122								
Dibromofluoromethane (Surr)	81		78 - 129								

## Method: 8260B SIM - Volatile Organic Compounds (GC/MS)

**Lab Sample ID: MB 240-461808/15**  
**Matrix: Water**  
**Analysis Batch: 461808**

**Client Sample ID: Method Blank**  
**Prep Type: Total/NA**

Analyte	MB Result	MB Qualifier	RL	MDL	Unit	D	Prepared	Analyzed	Dil Fac
1,4-Dioxane	2.0	U	2.0	0.86	ug/L			11/19/20 16:21	1
<b>MB MB</b>									
<b>Surrogate</b>	<b>%Recovery</b>	<b>Qualifier</b>	<b>Limits</b>				<b>Prepared</b>	<b>Analyzed</b>	<b>Dil Fac</b>
1,2-Dichloroethane-d4 (Surr)	85		70 - 133					11/19/20 16:21	1

**Lab Sample ID: LCS 240-461808/14**  
**Matrix: Water**  
**Analysis Batch: 461808**

**Client Sample ID: Lab Control Sample**  
**Prep Type: Total/NA**

Analyte	Spike Added	LCS Result	LCS Qualifier	Unit	D	%Rec	%Rec. Limits
1,4-Dioxane	10.0	10.7		ug/L		107	80 - 135
<b>LCS LCS</b>							
<b>Surrogate</b>	<b>%Recovery</b>	<b>Qualifier</b>	<b>Limits</b>				
1,2-Dichloroethane-d4 (Surr)	86		70 - 133				

**Lab Sample ID: MRL 240-461808/16**  
**Matrix: Water**  
**Analysis Batch: 461808**

**Client Sample ID: Lab Control Sample**  
**Prep Type: Total/NA**

Analyte	Spike Added	MRL Result	MRL Qualifier	Unit	D	%Rec	%Rec. Limits
1,4-Dioxane	0.00100	0.00123	J	ng/uL		123	10 - 150
<b>MRL MRL</b>							
<b>Surrogate</b>	<b>%Recovery</b>	<b>Qualifier</b>	<b>Limits</b>				
1,2-Dichloroethane-d4 (Surr)	85		10 - 150				

# QC Sample Results

Client: ARCADIS U.S., Inc.  
 Project/Site: Ford LTP - Off Site

Job ID: 240-140102-1

## Method: 8260B SIM - Volatile Organic Compounds (GC/MS) (Continued)

**Lab Sample ID: 240-140111-D-3 MS**  
**Matrix: Water**  
**Analysis Batch: 461808**

**Client Sample ID: Matrix Spike**  
**Prep Type: Total/NA**

Analyte	Sample Result	Sample Qualifier	Spike Added	MS Result	MS Qualifier	Unit	D	%Rec	%Rec. Limits
1,4-Dioxane	2.0	U	10.0	10.5		ug/L		105	46 - 170
<b>Surrogate</b>									
	MS %Recovery	MS Qualifier	MS Limits						
1,2-Dichloroethane-d4 (Surr)	89		70 - 133						

**Lab Sample ID: 240-140111-D-3 MSD**  
**Matrix: Water**  
**Analysis Batch: 461808**

**Client Sample ID: Matrix Spike Duplicate**  
**Prep Type: Total/NA**

Analyte	Sample Result	Sample Qualifier	Spike Added	MSD Result	MSD Qualifier	Unit	D	%Rec	%Rec. Limits	RPD	RPD Limit
1,4-Dioxane	2.0	U	10.0	10.4		ug/L		104	46 - 170	0	26
<b>Surrogate</b>											
	MSD %Recovery	MSD Qualifier	MSD Limits								
1,2-Dichloroethane-d4 (Surr)	91		70 - 133								



# QC Association Summary

Client: ARCADIS U.S., Inc.  
Project/Site: Ford LTP - Off Site

Job ID: 240-140102-1

## GC/MS VOA

### Analysis Batch: 461808

Lab Sample ID	Client Sample ID	Prep Type	Matrix	Method	Prep Batch
240-140102-2	MW-182S_111020	Total/NA	Water	8260B SIM	
MB 240-461808/15	Method Blank	Total/NA	Water	8260B SIM	
LCS 240-461808/14	Lab Control Sample	Total/NA	Water	8260B SIM	
MRL 240-461808/16	Lab Control Sample	Total/NA	Water	8260B SIM	
240-140111-D-3 MS	Matrix Spike	Total/NA	Water	8260B SIM	
240-140111-D-3 MSD	Matrix Spike Duplicate	Total/NA	Water	8260B SIM	

### Analysis Batch: 462197

Lab Sample ID	Client Sample ID	Prep Type	Matrix	Method	Prep Batch
240-140102-1	TRIP BLANK	Total/NA	Water	8260B	
240-140102-2	MW-182S_111020	Total/NA	Water	8260B	
MB 240-462197/8	Method Blank	Total/NA	Water	8260B	
LCS 240-462197/5	Lab Control Sample	Total/NA	Water	8260B	
240-140141-C-3 MS	Matrix Spike	Total/NA	Water	8260B	
240-140141-C-3 MSD	Matrix Spike Duplicate	Total/NA	Water	8260B	

# Lab Chronicle

Client: ARCADIS U.S., Inc.  
Project/Site: Ford LTP - Off Site

Job ID: 240-140102-1

**Client Sample ID: TRIP BLANK**

**Lab Sample ID: 240-140102-1**

**Date Collected: 11/10/20 00:00**

**Matrix: Water**

**Date Received: 11/12/20 09:15**

Prep Type	Batch Type	Batch Method	Run	Dilution Factor	Batch Number	Prepared or Analyzed	Analyst	Lab
Total/NA	Analysis	8260B		1	462197	11/21/20 16:37	HMB	TAL CAN

**Client Sample ID: MW-182S\_111020**

**Lab Sample ID: 240-140102-2**

**Date Collected: 11/10/20 13:10**

**Matrix: Water**

**Date Received: 11/12/20 09:15**

Prep Type	Batch Type	Batch Method	Run	Dilution Factor	Batch Number	Prepared or Analyzed	Analyst	Lab
Total/NA	Analysis	8260B		1	462197	11/21/20 17:02	HMB	TAL CAN
Total/NA	Analysis	8260B SIM		1	461808	11/19/20 20:08	SAM	TAL CAN

**Laboratory References:**

TAL CAN = Eurofins TestAmerica, Canton, 4101 Shuffel Street NW, North Canton, OH 44720, TEL (330)497-9396



# Accreditation/Certification Summary

Client: ARCADIS U.S., Inc.  
Project/Site: Ford LTP - Off Site

Job ID: 240-140102-1

## Laboratory: Eurofins TestAmerica, Canton

All accreditations/certifications held by this laboratory are listed. Not all accreditations/certifications are applicable to this report.

Authority	Program	Identification Number	Expiration Date
California	State	2927	02-23-21
Connecticut	State	PH-0590	12-31-21
Florida	NELAP	E87225	06-30-21
Georgia	State	4062	02-23-21
Illinois	NELAP	004498	07-31-21
Iowa	State	421	06-01-21
Kansas	NELAP	E-10336	04-30-21
Kentucky (UST)	State	112225	02-23-21
Kentucky (WW)	State	KY98016	12-31-20
Minnesota	NELAP	OH00048	12-31-20
Minnesota (Petrofund)	State	3506	08-01-21
New Jersey	NELAP	OH001	06-30-21
New York	NELAP	10975	03-31-21
Ohio VAP	State	CL0024	06-05-21
Oregon	NELAP	4062	02-24-21
Pennsylvania	NELAP	68-00340	08-31-21
Texas	NELAP	T104704517-18-10	08-31-21
USDA	US Federal Programs	P330-18-00281	09-17-21
Virginia	NELAP	010101	09-14-21
Washington	State	C971	01-12-21
West Virginia DEP	State	210	12-31-20




# Chain of Custody Record

# MICHIGAN 190

TestAmerica

THE LEADER IN ENVIRONMENTAL TESTING

TestAmerica Laboratory location: Brighton --- 10448 Citation Drive, Suite 200 / Brighton, MI 48116 / 810-229-2763

<b>Client Contact</b>		<b>Regulatory program:</b> <input type="checkbox"/> DW <input type="checkbox"/> NPDES <input type="checkbox"/> RCRA <input type="checkbox"/> Other		TestAmerica Laboratories, Inc.											
Company Name: Arcadis		Client Project Manager: Kris Hinskey		Site Contact: Julia McClafferty											
Address: 28550 Cabot Drive, Suite 500		Telephone: 248-994-2240		Telephone: 734-644-5131											
City/State/Zip: Novi, MI, 48377		Email: kristoffer.hinskey@arcadis.com		Telephone: 330-497-9396											
Phone: 248-994-2240		Sampler Name: <i>Ellen Redner</i>		<b>Analysis Turnaround Time</b> TAT if different from below <input type="checkbox"/> 3 weeks <input checked="" type="checkbox"/> 10 day <input type="checkbox"/> 2 weeks <input type="checkbox"/> 1 week <input type="checkbox"/> 2 days <input type="checkbox"/> 1 day											
Project Name: Ford LTP Off-Site						Method of Shipment/Carrier:									
Project Number: 30050315.402.04		Shipping/Tracking No:		<b>Analyses</b> Filtered Sample (Y/N) Composite=C / Grab=G 1,1-DCE 8260B cis-1,2-DCE 8260B Trans-1,2-DCE 8260B PCE 8260B TOE 8260B Vinyl Chloride 8260B 1,4-Dioxane 8260B SIM											
PO # 30050315.402.04															
<b>Sample Identification</b>		<b>Sample Date</b> <b>Sample Time</b>		<b>Matrix</b>					<b>Containers &amp; Preservatives</b>					<b>Sample Specific Notes / Special Instructions:</b>	
				Air	Aqueous	Sediment	Solid	Other:	H2SO4	HNO3	HCl	NaOH	ZnAc		
TRIP BLANK		---		1					1					1 Trip Blank	
MW-1825-111020		11/10/20 1310		6					6					3 VOA's for 8260B 3 VOA's for 8260B SIM	
		<i>g. j. p.</i> 11/10/2020													
<b>Possible Hazard Identification</b>		<input checked="" type="checkbox"/> Non-Hazard		<input type="checkbox"/> Flammable		<input type="checkbox"/> Irritant		<input type="checkbox"/> Poison B		<input type="checkbox"/> Unknown		<b>Sample Disposal ( A fee may be assessed if samples are retained longer than 1 month)</b>			
												<input type="checkbox"/> Return to Client <input checked="" type="checkbox"/> Disposal By Lab <input type="checkbox"/> Archive For _____ Months			
<b>Special Instructions/QC Requirements &amp; Comments:</b>															
Submit all results through Cadena at jtomalia@cadenaco.com. Cadena #E203631 Level IV Reporting requested.															
Relinquished by:		Company:		Date/Time:		Received by:		Company:		Date/Time:					
<i>[Signature]</i>		Arcadis		11/10/20 1730		Novi cold storage		Arcadis		11/10/20 1730					
Relinquished by:		Company:		Date/Time:		Received by:		Company:		Date/Time:					
<i>[Signature]</i>		Arcadis		11/11/20 1150		Katie Can		ETA		11/11/20 1150					
Relinquished by:		Company:		Date/Time:		Received in Laboratory by:		Company:		Date/Time:					
<i>[Signature]</i>		ETA		11/11/20 1700		Harry Meyer		ETA		11-12-20 915					



**Eurofins TestAmerica Canton Sample Receipt Form/Narrative** Login #: 14012  
**Canton Facility**

Client Arcadis Site Name \_\_\_\_\_ Cooler unpacked by: Nancy Boyer  
Cooler Received on 11-12-20 Opened on 11-12-20  
FedEx: 1<sup>st</sup> Grd Exp UPS FAS Clipper Client Drop Off TestAmerica Courier Other \_\_\_\_\_

Receipt After-hours: Drop-off Date/Time \_\_\_\_\_ Storage Location \_\_\_\_\_

TestAmerica Cooler # TA Foam Box Client Cooler Box Other \_\_\_\_\_  
Packing material used: Bubble Wrap Foam Plastic Bag None Other \_\_\_\_\_  
COOLANT: Wet Ice Blue Ice Dry Ice Water None

- Cooler temperature upon receipt  See Multiple Cooler Form  
IR GUN# IR-11 (CF +0.9 °C) Observed Cooler Temp. 2.8 °C Corrected Cooler Temp. 3.7 °C  
IR GUN #IR-12 (CF +0.5 °C) Observed Cooler Temp. \_\_\_\_\_ °C Corrected Cooler Temp. \_\_\_\_\_ °C
- Were tamper/custody seals on the outside of the cooler(s)? If Yes Quantity 2 Yes No  
-Were the seals on the outside of the cooler(s) signed & dated? Yes No NA  
-Were tamper/custody seals on the bottle(s) or bottle kits (LLHg/MeHg)? Yes No NA  
-Were tamper/custody seals intact and uncompromised? Yes No NA
- Shippers' packing slip attached to the cooler(s)? Yes No
- Did custody papers accompany the sample(s)? Yes No
- Were the custody papers relinquished & signed in the appropriate place? Yes No
- Was/were the person(s) who collected the samples clearly identified on the COC? Yes No
- Did all bottles arrive in good condition (Unbroken)? Yes No
- Could all bottle labels (ID/Date/Time) be reconciled with the COC? Yes No
- For each sample, does the COC specify preservatives (Y/N), # of containers (Y/N), and sample type of grab/comp (Y/N)? Yes No
- Were correct bottle(s) used for the test(s) indicated? Yes No
- Sufficient quantity received to perform indicated analyses? Yes No
- Are these work share samples and all listed on the COC? Yes No

If yes, Questions 13-17 have been checked at the originating laboratory.

- Were all preserved sample(s) at the correct pH upon receipt? Yes No NA pH Strip Lot# HC907861
- Were VOAs on the COC? Yes No
- Were air bubbles >6 mm in any VOA vials?  Larger than this. Yes No NA
- Was a VOA trip blank present in the cooler(s)? Trip Blank Lot # \_\_\_\_\_ Yes No
- Was a LL Hg or Me Hg trip blank present? Yes No

Tested for: **VOAs, Oil and Grease, TOC**

Contacted PM \_\_\_\_\_ Date \_\_\_\_\_ by \_\_\_\_\_ via Verbal Voice Mail Other \_\_\_\_\_  
Concerning \_\_\_\_\_

**18. CHAIN OF CUSTODY & SAMPLE DISCREPANCIES**  additional next page Samples processed by: \_\_\_\_\_

\_\_\_\_\_

\_\_\_\_\_

\_\_\_\_\_

**19. SAMPLE CONDITION**

Sample(s) \_\_\_\_\_ were received after the recommended holding time had expired.  
Sample(s) \_\_\_\_\_ were received in a broken container.  
Sample(s) \_\_\_\_\_ were received with bubble >6 mm in diameter. (Notify PM)

**20. SAMPLE PRESERVATION**

Sample(s) \_\_\_\_\_ were further preserved in the laboratory.  
Time preserved: \_\_\_\_\_ Preservative(s) added/Lot number(s): \_\_\_\_\_  
VOA Sample Preservation - Date/Time VOAs Frozen: \_\_\_\_\_

# DATA VERIFICATION REPORT



November 27, 2020

Kris Hinskey  
Arcadis Inc  
10559 Citation Ave  
Suite 100  
Brighton, MI 48116

CADENA project ID: E203631  
Project: Ford Livonia Transmission Project - OFF-SITE - Soil Gas and Groundwater  
Project number: 30050315.0301.01 off site  
Event Specific Scope of Work References: Sample COC  
Laboratory: TestAmerica - North Canton  
Laboratory submittal: 140102-1  
Sample date: 2020-11-10  
Report received by CADENA: 2020-11-27  
Initial Data Verification completed by CADENA: 2020-11-27  
Number of Samples:2  
Sample Matrices:Water  
Test Categories:GCMS VOC

**Please see attached criteria report or sample result/qualified analytical result summary for qualifier flags assigned to sample data.**

There were no significant QC anomalies or exceptions to report.

Sample/MS/MSD Surrogate Recovery, Blank/LCS Surrogate Recovery, LCS/LCD Recovery, Blank Contamination and Hold Time Exception were reviewed as part of our verification.

Data verification for the report specified above was completed using the Ford Motor Company Environmental Laboratory Technical Specification, the CADENA Standard Operating Procedure for the Verification of Environmental Analytical Data and the associated analytical methods as references for evaluating the batch QC, sample data and report content. The EPA National Functional Guidelines for validating organic and inorganic data were used as guidance when addressing out of control QC results and the associated data qualifiers.

The definitions of the qualifiers used for this data package are defined in the analytical report. CADENA valid qualifiers are defined in the table below. To view and download a PDF copy of the laboratory analytical report access the CADENA CLMS at <http://clms.cadenaco.com/index.cfm>.

Please contact me if you have any questions.

Sincerely,

Jim Tomalia

Project Scientist

## CADENA Valid Qualifiers

Valid Qualifiers	Description
<	Less than the reported concentration.
>	Greater than the reported concentration.
B	The analyte / compound was detected in the associated blank. For Organic methods the sample concentration was greater than the RDL and less than 5x (or 10x for common lab contaminants) the blank concentration and is considered non-detect at the reported concentration. For Inorganic methods the sample concentration was greater than the RDL and less than 10x the blank concentration and is considered non-detect at the reported concentration.
E	The analyte / Compound reported exceeds the calibration range and is considered estimated.
EMPC	Estimated Minimum Potential Contamination - Dioxin/Furan analyses only.
J	Indicates an estimated value. This flag is used either when estimating a concentration for a tentatively identified compound or when the data indicates the presence of an analyte / compound but the result is less than the sample Quantitation limit, but greater than zero. The flag is also used in data validation to indicate a reported value should be considered estimated due to associated quality assurance deficiencies.
J-	The result is an estimated quantity, but the result may be biased low.
JB	NON-DETECT AT THE CONCENTRATION REPORTED AND ESTIMATED
JH	The sample result is considered estimated and is potentially biased high.
JL	The sample result is considered estimated and is potentially biased low.
JUB	NON-DETECT AT THE REPORTING LIMIT AND ESTIMATED
NJ	Tentatively identified compound with approximated concentration.
R	Indicates the value is considered to be unusable. (Note: The analyte / compound may or may not be present.)
TNTC	Too Numerous to Count - Asbestos and Microbiological Results.
U	Indicates that the analyte / compound was analyzed for, but not detected.
UB	The analyte / compound was detected in the associated blank. For Organic methods the sample concentration was less than the RDL and less than 5x (or 10x for common lab contaminants) the blank concentration and is considered non-detect at the RDL. For Inorganic methods the sample concentration was less than the RDL and less than 10x the blank concentration and is considered non-detect at the RDL.
UJ	The analyte / compound was not detected above the reported sample Quantitation limit. However, the Quantitation limit is considered to be approximate due to associated quality assurance results and may or may not represent the actual limit of Quantitation to accurately and precisely report the analyte in the sample.

# Analytical Results Summary

## Reportable Results Only

CADENA Project ID: E203631

Laboratory: TestAmerica - North Canton

Laboratory Submittal: 140102-1

Sample Name: TRIP BLANK MW-182S\_111020  
Lab Sample ID: 2401401021 2401401022  
Sample Date: 11/10/2020 11/10/2020

Analyte	Cas No.	Report		Units	Valid Qualifier	Report		Units	Valid Qualifier	
		Result	Limit			Result	Limit			
<b>GC/MS VOC</b>										
<u>OSW-8260B</u>										
1,1-Dichloroethene	75-35-4	ND	1.0	ug/l	---	ND	1.0	ug/l	---	
cis-1,2-Dichloroethene	156-59-2	ND	1.0	ug/l	---	ND	1.0	ug/l	---	
Tetrachloroethene	127-18-4	ND	1.0	ug/l	---	ND	1.0	ug/l	---	
trans-1,2-Dichloroethene	156-60-5	ND	1.0	ug/l	---	ND	1.0	ug/l	---	
Trichloroethene	79-01-6	ND	1.0	ug/l	---	ND	1.0	ug/l	---	
Vinyl chloride	75-01-4	ND	1.0	ug/l	---	ND	1.0	ug/l	---	
<u>OSW-8260BBSim</u>										
1,4-Dioxane	123-91-1					ND	2.0	ug/l	---	

# Ford Motor Company – Livonia Transmission Project

## DATA REVIEW

### Livonia, Michigan

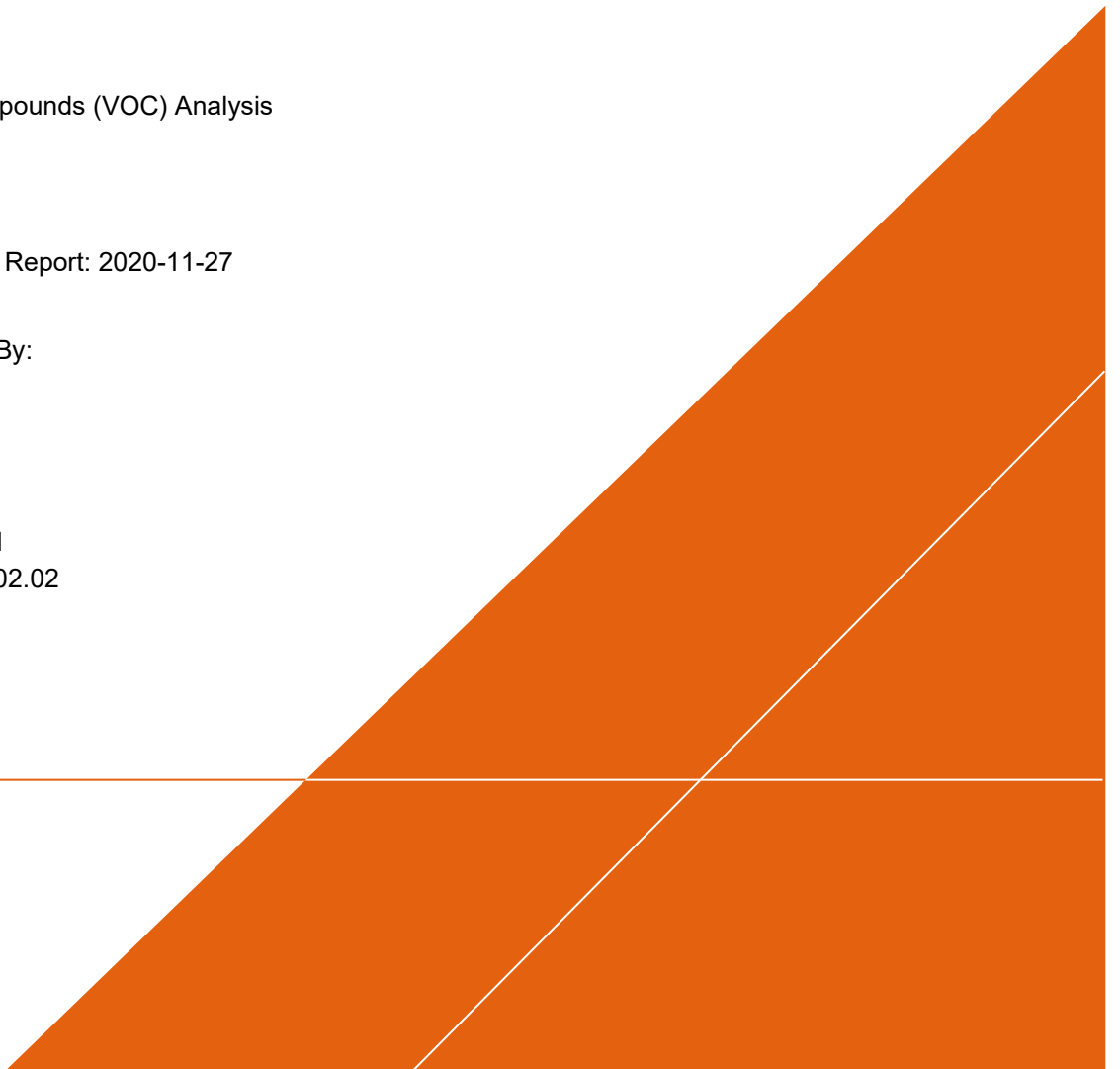
Volatile Organic Compounds (VOC) Analysis

SDG # 240-140102-1

CADENA Verification Report: 2020-11-27

Analyses Performed By:  
TestAmerica  
North Canton, Ohio

Report #39382R  
Review Level: Tier III  
Project: 30050315.402.02



## DATA REVIEW

### SUMMARY

This data quality assessment summarizes the review of Sample Delivery Group (SDG) # 240-140102-1 for samples collected in association with the Ford – Livonia, Michigan site. The review was conducted as a Tier III validation in addition to a verification/Tier II validation review performed by CADENA Inc. and included review of level IV laboratory data package completeness. Only elements of a Tier III validation effort (Tier III) includes a detailed review of laboratory raw data to check for errors in calculation, calibration review, internal standard review and compound identification) and omitted deviations from the CADENA verification/Tier II report are documented in this report. Only analytical data associated with constituents of concern were reviewed for this validation. Field documentation was not included in this review. Included with this assessment are the validation annotated sample result sheets, and chain of custody. Analyses were performed on the following samples:

Sample ID	Lab ID	Matrix	Sample Collection Date	Parent Sample	Analysis	
					VOC (Full Scan)	VOC (SIM)
TRIP BLANK	240-140102-1	Water	11/10/20		X	
MW-182S_111020	240-140102-2	Water	11/10/20		X	X

## DATA REVIEW

### ANALYTICAL DATA PACKAGE DOCUMENTATION

The table below is the evaluation of the data package completeness.

Items Reviewed	Reported		Performance Acceptable		Not Required
	No	Yes	No	Yes	
1. Sample receipt condition		X		X	
2. Requested analyses and sample results		X		X	
3. Master tracking list		X		X	
4. Methods of analysis		X		X	
5. Reporting limits		X		X	
6. Sample collection date		X		X	
7. Laboratory sample received date		X		X	
8. Sample preservation verification (as applicable)		X		X	
9. Sample preparation/extraction/analysis dates		X		X	
10. Fully executed Chain-of-Custody (COC) form		X		X	
11. Narrative summary of Quality Assurance or sample problems provided		X		X	
12. Data Package Completeness and Compliance		X		X	



## DATA REVIEW

### ORGANIC ANALYSIS INTRODUCTION

Analyses were performed according to United States Environmental Protection Agency (USEPA) SW-846 Method 8260B and 8260B SIM. Data were reviewed in accordance with USEPA National Functional Guidelines of October 1999.

The data review process is an evaluation of data on a technical basis rather than a determination of contract compliance. As such, the standards against which the data are being weighed may differ from those specified in the analytical method. It is assumed that the data package represents the best efforts of the laboratory and had already been subjected to adequate and sufficient quality review prior to submission.

During the review process, laboratory qualified and unqualified data are verified against the supporting documentation. Based on this evaluation, qualifier codes may be added, deleted, or modified by the data reviewer. Results are qualified with the following codes in accordance with USEPA National Functional Guidelines:

- Concentration (C) Qualifiers
  - U The analyte was analyzed for but was not detected above the level of the reported sample quantitation limit.
  - B The compound has been found in the sample as well as its associated blank, its presence in the sample may be suspect.
- Quantitation (Q) Qualifiers
  - E The compound was quantitated above the calibration range.
  - D Concentration is based on a diluted sample analysis.
- Validation Qualifiers
  - J The result is an estimated quantity. The associated numerical value is the approximate concentration of the analyte in the sample.
  - UJ The analyte was analyzed for but was not detected. The reported quantitation limit is approximate and may be inaccurate or imprecise.
  - J+ The result is an estimated quantity, but the result may be biased high.
  - J- The result is an estimated quantity, but the result may be biased low.
  - UB Analyte considered non-detect at the listed value due to associated blank contamination.
  - N The analysis indicates the presence of a compound for which there is presumptive evidence to make a tentative identification.
  - R The sample results are rejected.

Two facts should be noted by all data users. First, the "R" flag means that the associated value is unusable. In other words, due to significant quality control (QC) problems, the analysis is invalid and provides no information as to whether the compound is present or not. "R" values should not appear on data tables because they cannot be relied upon, even as a last resort. The second fact to keep in mind is that no compound concentration, even if it has passed all QC tests, is guaranteed to be accurate. Strict QC serves to increase confidence in data but any value potentially contains error.

## DATA REVIEW

### VOLATILE ORGANIC COMPOUND (VOC) ANALYSES

#### 1. Holding Times

The specified holding times for the following methods are presented in the following table.

Method	Matrix	Holding Time	Preservation
SW-846 8260B/8260B-SIM	Water	14 days from collection to analysis	Cool to < 6 °C; pH < 2 with HCl

All samples were analyzed within the specified holding time criteria.

#### 2. Mass Spectrometer Tuning

Mass spectrometer performance was acceptable and all analyses were performed within a 12-hour tune clock.

System performance and column resolution were acceptable.

#### 3. Calibration

Satisfactory instrument calibration is established to ensure that the instrument is capable of producing acceptable quantitative data. An initial calibration demonstrates that the instrument is capable of acceptable performance at the beginning of an experimental sequence. The continuing calibration verifies that the instrument daily performance is satisfactory.

##### 3.1 Initial Calibration

The method specifies percent relative standard deviation (%RSD) and relative response factor (RRF) limits for select compounds only. A technical review of the data applies limits to all compounds with no exceptions.

All target compounds associated with the initial calibration standards must exhibit a %RSD less than the control limit (20%) or a correlation coefficient greater than 0.99 and an RRF value greater than control limit (0.05).

All compounds associated with the initial calibrations were within the specified control limits.

##### 3.2 Continuing Calibration

All target compounds associated with the continuing calibration standard must exhibit a percent difference (%D) less than the control limit (20%) and RRF value greater than control limit (0.05).

All compounds associated with the calibrations were within the specified control limits.

#### 4. Internal Standard Performance

Internal standard performance criteria ensure that the GC/MS sensitivity and response are stable during every sample analysis. The criteria require the internal standard compounds associated with the VOC exhibit area counts that are not greater than two times (+100%) or less than one-half (-50%) of the area counts of the associated continuing calibration standard.

All internal standard responses were within control limits.

#### 5. Field Duplicate Analysis

Field duplicate analysis is used to assess the overall precision of the field sampling procedures and analytical method. A control limit of 30% for water matrices is applied to the RPD between the parent

## **DATA REVIEW**

sample and the field duplicate. In the instance when the parent and/or duplicate sample concentrations are less than or equal to 5 times the RL, a control limit of two times the RL is applied for water matrices.

A field duplicate sample was not collected for samples from this SDG.

### **6. Compound Identification**

Compounds are identified on the GC/MS by using the analytes relative retention time and ion spectra.

No compounds were detected in the samples within this SDG.

### **7. System Performance and Overall Assessment**

Overall system performance was acceptable. Other than for those deviations specifically mentioned in this review, the overall data quality is within the guidelines specified in the method.

**DATA REVIEW**

**DATA VALIDATION CHECKLIST FOR VOCs**

VOCs: 8260B/8260B-SIM	Reported		Performance Acceptable		Not Required
	No	Yes	No	Yes	
<b>GAS CHROMATOGRAPHY/MASS SPECTROMETRY (GC/MS)</b>					
<b>Tier II Validation</b>					
Holding times/Preservation		X		X	
<b>Tier III Validation</b>					
System performance and column resolution		X		X	
Initial calibration %RSDs		X		X	
Continuing calibration RRFs		X		X	
Continuing calibration %Ds		X		X	
Instrument tune and performance check		X		X	
Ion abundance criteria for each instrument used		X		X	
Field Duplicate RPD	X				X
Internal standard		X		X	
Compound identification and quantitation					
A. Reconstructed ion chromatograms		X		X	
B. Quantitation Reports		X		X	
C. RT of sample compounds within the established RT windows		X		X	
D. Transcription/calculation errors present		X		X	
E. Reporting limits adjusted to reflect sample dilutions		X		X	

Notes:

%RSD Relative standard deviation

%R Percent recovery


RPD Relative percent difference

%D Percent difference

## DATA REVIEW

VALIDATION PERFORMED BY: Hrishikesh Upadhyaya

SIGNATURE:



---

DATE: December 07, 2020

---

PEER REVIEW: Andrew Korycinski

DATE: December 08, 2020

---

**NO CORRECTIONS/QUALIFIERS ADDED  
TO SAMPLE ANALYSIS DATA SHEETS**



**CHAIN OF CUSTODY  
CORRECTED SAMPLE ANALYSIS DATA  
SHEETS**







# Client Sample Results

Client: ARCADIS U.S., Inc.  
Project/Site: Ford LTP - Off Site

Job ID: 240-140102-1

**Client Sample ID: TRIP BLANK**

**Lab Sample ID: 240-140102-1**

**Date Collected: 11/10/20 00:00**

**Matrix: Water**

**Date Received: 11/12/20 09:15**

**Method: 8260B - Volatile Organic Compounds (GC/MS)**

Analyte	Result	Qualifier	RL	MDL	Unit	D	Prepared	Analyzed	Dil Fac
1,1-Dichloroethene	1.0	U	1.0	0.19	ug/L			11/21/20 16:37	1
cis-1,2-Dichloroethene	1.0	U	1.0	0.16	ug/L			11/21/20 16:37	1
Tetrachloroethene	1.0	U	1.0	0.15	ug/L			11/21/20 16:37	1
trans-1,2-Dichloroethene	1.0	U	1.0	0.19	ug/L			11/21/20 16:37	1
Trichloroethene	1.0	U	1.0	0.10	ug/L			11/21/20 16:37	1
Vinyl chloride	1.0	U	1.0	0.20	ug/L			11/21/20 16:37	1

Surrogate	%Recovery	Qualifier	Limits	Prepared	Analyzed	Dil Fac
1,2-Dichloroethane-d4 (Surr)	117		75 - 130		11/21/20 16:37	1
4-Bromofluorobenzene (Surr)	104		47 - 134		11/21/20 16:37	1
Toluene-d8 (Surr)	102		69 - 122		11/21/20 16:37	1
Dibromofluoromethane (Surr)	95		78 - 129		11/21/20 16:37	1

**Client Sample ID: MW-182S\_111020**

**Lab Sample ID: 240-140102-2**

**Date Collected: 11/10/20 13:10**

**Matrix: Water**

**Date Received: 11/12/20 09:15**

**Method: 8260B SIM - Volatile Organic Compounds (GC/MS)**

Analyte	Result	Qualifier	RL	MDL	Unit	D	Prepared	Analyzed	Dil Fac
1,4-Dioxane	2.0	U	2.0	0.86	ug/L			11/19/20 20:08	1

Surrogate	%Recovery	Qualifier	Limits	Prepared	Analyzed	Dil Fac
1,2-Dichloroethane-d4 (Surr)	91		70 - 133		11/19/20 20:08	1

**Method: 8260B - Volatile Organic Compounds (GC/MS)**

Analyte	Result	Qualifier	RL	MDL	Unit	D	Prepared	Analyzed	Dil Fac
1,1-Dichloroethene	1.0	U	1.0	0.19	ug/L			11/21/20 17:02	1
cis-1,2-Dichloroethene	1.0	U	1.0	0.16	ug/L			11/21/20 17:02	1
Tetrachloroethene	1.0	U	1.0	0.15	ug/L			11/21/20 17:02	1
trans-1,2-Dichloroethene	1.0	U	1.0	0.19	ug/L			11/21/20 17:02	1
Trichloroethene	1.0	U	1.0	0.10	ug/L			11/21/20 17:02	1
Vinyl chloride	1.0	U	1.0	0.20	ug/L			11/21/20 17:02	1

Surrogate	%Recovery	Qualifier	Limits	Prepared	Analyzed	Dil Fac
1,2-Dichloroethane-d4 (Surr)	112		75 - 130		11/21/20 17:02	1
4-Bromofluorobenzene (Surr)	100		47 - 134		11/21/20 17:02	1
Toluene-d8 (Surr)	100		69 - 122		11/21/20 17:02	1
Dibromofluoromethane (Surr)	95		78 - 129		11/21/20 17:02	1