

ANALYTICAL REPORT

Eurofins Canton
180 S. Van Buren Avenue
Barberton, OH 44203
Tel: (330)497-9396

Laboratory Job ID: 240-163065-1
Client Project/Site: Ford LTP - Off-Site

For:
ARCADIS U.S., Inc.
28550 Cabot Drive
Suite 500
Novi, Michigan 48377

Attn: Kristoffer Hinskey



Authorized for release by:
3/11/2022 3:15:24 PM

Michael DelMonico, Project Manager I
(330)497-9396
Michael.DelMonico@Eurofinset.com

LINKS

Review your project
results through
TotalAccess

Have a Question?



Visit us at:

www.eurofinsus.com/Env

This report has been electronically signed and authorized by the signatory. Electronic signature is intended to be the legally binding equivalent of a traditionally handwritten signature.

Results relate only to the items tested and the sample(s) as received by the laboratory.



Table of Contents

Cover Page	1
Table of Contents	2
Definitions/Glossary	3
Case Narrative	4
Method Summary	5
Sample Summary	6
Detection Summary	7
Client Sample Results	8
Surrogate Summary	10
QC Sample Results	11
QC Association Summary	14
Lab Chronicle	15
Certification Summary	16
Chain of Custody	17

Definitions/Glossary

Client: ARCADIS U.S., Inc.
Project/Site: Ford LTP - Off-Site

Job ID: 240-163065-1

Qualifiers

GC/MS VOA

Qualifier	Qualifier Description
E	Result exceeded calibration range.
U	Indicates the analyte was analyzed for but not detected.

Glossary

Abbreviation	These commonly used abbreviations may or may not be present in this report.
α	Listed under the "D" column to designate that the result is reported on a dry weight basis
%R	Percent Recovery
CFL	Contains Free Liquid
CFU	Colony Forming Unit
CNF	Contains No Free Liquid
DER	Duplicate Error Ratio (normalized absolute difference)
Dil Fac	Dilution Factor
DL	Detection Limit (DoD/DOE)
DL, RA, RE, IN	Indicates a Dilution, Re-analysis, Re-extraction, or additional Initial metals/anion analysis of the sample
DLC	Decision Level Concentration (Radiochemistry)
EDL	Estimated Detection Limit (Dioxin)
LOD	Limit of Detection (DoD/DOE)
LOQ	Limit of Quantitation (DoD/DOE)
MCL	EPA recommended "Maximum Contaminant Level"
MDA	Minimum Detectable Activity (Radiochemistry)
MDC	Minimum Detectable Concentration (Radiochemistry)
MDL	Method Detection Limit
ML	Minimum Level (Dioxin)
MPN	Most Probable Number
MQL	Method Quantitation Limit
NC	Not Calculated
ND	Not Detected at the reporting limit (or MDL or EDL if shown)
NEG	Negative / Absent
POS	Positive / Present
PQL	Practical Quantitation Limit
PRES	Presumptive
QC	Quality Control
RER	Relative Error Ratio (Radiochemistry)
RL	Reporting Limit or Requested Limit (Radiochemistry)
RPD	Relative Percent Difference, a measure of the relative difference between two points
TEF	Toxicity Equivalent Factor (Dioxin)
TEQ	Toxicity Equivalent Quotient (Dioxin)
TNTC	Too Numerous To Count

Case Narrative

Client: ARCADIS U.S., Inc.
Project/Site: Ford LTP - Off-Site

Job ID: 240-163065-1

Job ID: 240-163065-1

Laboratory: Eurofins Canton

Narrative

**Job Narrative
240-163065-1**

Comments

No additional comments.

Receipt

The samples were received on 2/25/2022 8:00 AM. Unless otherwise noted below, the samples arrived in good condition, and where required, properly preserved and on ice. The temperature of the cooler at receipt was 1.0° C.

GC/MS VOA

No additional analytical or quality issues were noted, other than those described in the Definitions/Glossary page.

VOA Prep

No additional analytical or quality issues were noted, other than those described in the Definitions/Glossary page.

- 1
- 2
- 3
- 4
- 5
- 6
- 7
- 8
- 9
- 10
- 11
- 12
- 13
- 14

Method Summary

Client: ARCADIS U.S., Inc.
Project/Site: Ford LTP - Off-Site

Job ID: 240-163065-1

Method	Method Description	Protocol	Laboratory
8260B	Volatile Organic Compounds (GC/MS)	SW846	TAL CAN
8260B SIM	Volatile Organic Compounds (GC/MS)	SW846	TAL CAN
5030B	Purge and Trap	SW846	TAL CAN

Protocol References:

SW846 = "Test Methods For Evaluating Solid Waste, Physical/Chemical Methods", Third Edition, November 1986 And Its Updates.

Laboratory References:

TAL CAN = Eurofins Canton, 180 S. Van Buren Avenue, Barberton, OH 44203, TEL (330)497-9396

- 1
- 2
- 3
- 4
- 5
- 6
- 7
- 8
- 9
- 10
- 11
- 12
- 13
- 14

Sample Summary

Client: ARCADIS U.S., Inc.
Project/Site: Ford LTP - Off-Site

Job ID: 240-163065-1

Lab Sample ID	Client Sample ID	Matrix	Collected	Received
240-163065-1	TRIP BLANK_43	Water	02/21/22 00:00	02/25/22 08:00
240-163065-2	MW-95S_022122	Water	02/21/22 12:21	02/25/22 08:00

- 1
- 2
- 3
- 4
- 5
- 6
- 7
- 8
- 9
- 10
- 11
- 12
- 13
- 14

Detection Summary

Client: ARCADIS U.S., Inc.
Project/Site: Ford LTP - Off-Site

Job ID: 240-163065-1

Client Sample ID: TRIP BLANK_43

Lab Sample ID: 240-163065-1

No Detections.

Client Sample ID: MW-95S_022122

Lab Sample ID: 240-163065-2

No Detections.

- 1
- 2
- 3
- 4
- 5
- 6
- 7
- 8
- 9
- 10
- 11
- 12
- 13
- 14

This Detection Summary does not include radiochemical test results.

Eurofins Canton

Client Sample Results

Client: ARCADIS U.S., Inc.
 Project/Site: Ford LTP - Off-Site

Job ID: 240-163065-1

Client Sample ID: TRIP BLANK_43

Lab Sample ID: 240-163065-1

Date Collected: 02/21/22 00:00

Matrix: Water

Date Received: 02/25/22 08:00

Method: 8260B - Volatile Organic Compounds (GC/MS)

Analyte	Result	Qualifier	RL	MDL	Unit	D	Prepared	Analyzed	Dil Fac
1,1-Dichloroethene	1.0	U	1.0	0.49	ug/L			02/28/22 18:55	1
cis-1,2-Dichloroethene	1.0	U	1.0	0.46	ug/L			02/28/22 18:55	1
Tetrachloroethene	1.0	U	1.0	0.44	ug/L			02/28/22 18:55	1
trans-1,2-Dichloroethene	1.0	U	1.0	0.51	ug/L			02/28/22 18:55	1
Trichloroethene	1.0	U	1.0	0.44	ug/L			02/28/22 18:55	1
Vinyl chloride	1.0	U	1.0	0.45	ug/L			02/28/22 18:55	1

Surrogate	%Recovery	Qualifier	Limits	Prepared	Analyzed	Dil Fac
1,2-Dichloroethane-d4 (Surr)	78		62 - 137		02/28/22 18:55	1
4-Bromofluorobenzene (Surr)	112		56 - 136		02/28/22 18:55	1
Toluene-d8 (Surr)	85		78 - 122		02/28/22 18:55	1
Dibromofluoromethane (Surr)	91		73 - 120		02/28/22 18:55	1

Client Sample Results

Client: ARCADIS U.S., Inc.
Project/Site: Ford LTP - Off-Site

Job ID: 240-163065-1

Client Sample ID: MW-95S_022122

Lab Sample ID: 240-163065-2

Date Collected: 02/21/22 12:21

Matrix: Water

Date Received: 02/25/22 08:00

Method: 8260B SIM - Volatile Organic Compounds (GC/MS)

Analyte	Result	Qualifier	RL	MDL	Unit	D	Prepared	Analyzed	Dil Fac
1,4-Dioxane	2.0	U	2.0	0.86	ug/L			03/02/22 00:36	1
Surrogate	%Recovery	Qualifier	Limits				Prepared	Analyzed	Dil Fac
1,2-Dichloroethane-d4 (Surr)	79		66 - 120					03/02/22 00:36	1

Method: 8260B - Volatile Organic Compounds (GC/MS)

Analyte	Result	Qualifier	RL	MDL	Unit	D	Prepared	Analyzed	Dil Fac
1,1-Dichloroethene	1.0	U	1.0	0.49	ug/L			02/28/22 19:19	1
cis-1,2-Dichloroethene	1.0	U	1.0	0.46	ug/L			02/28/22 19:19	1
Tetrachloroethene	1.0	U	1.0	0.44	ug/L			02/28/22 19:19	1
trans-1,2-Dichloroethene	1.0	U	1.0	0.51	ug/L			02/28/22 19:19	1
Trichloroethene	1.0	U	1.0	0.44	ug/L			02/28/22 19:19	1
Vinyl chloride	1.0	U	1.0	0.45	ug/L			02/28/22 19:19	1
Surrogate	%Recovery	Qualifier	Limits				Prepared	Analyzed	Dil Fac
1,2-Dichloroethane-d4 (Surr)	77		62 - 137					02/28/22 19:19	1
4-Bromofluorobenzene (Surr)	112		56 - 136					02/28/22 19:19	1
Toluene-d8 (Surr)	88		78 - 122					02/28/22 19:19	1
Dibromofluoromethane (Surr)	90		73 - 120					02/28/22 19:19	1

Surrogate Summary

Client: ARCADIS U.S., Inc.
Project/Site: Ford LTP - Off-Site

Job ID: 240-163065-1

Method: 8260B - Volatile Organic Compounds (GC/MS)

Matrix: Water

Prep Type: Total/NA

Percent Surrogate Recovery (Acceptance Limits)

Lab Sample ID	Client Sample ID	DCA	BFB	TOL	DBFM
		(62-137)	(56-136)	(78-122)	(73-120)
240-163026-F-2 MS	Matrix Spike	82	121	90	95
240-163026-F-2 MSD	Matrix Spike Duplicate	78	118	86	89
240-163065-1	TRIP BLANK_43	78	112	85	91
240-163065-2	MW-95S_022122	77	112	88	90
LCS 240-518866/5	Lab Control Sample	74	118	88	89
MB 240-518866/8	Method Blank	75	111	85	88

Surrogate Legend

DCA = 1,2-Dichloroethane-d4 (Surr)

BFB = 4-Bromofluorobenzene (Surr)

TOL = Toluene-d8 (Surr)

DBFM = Dibromofluoromethane (Surr)

Method: 8260B SIM - Volatile Organic Compounds (GC/MS)

Matrix: Water

Prep Type: Total/NA

Percent Surrogate Recovery (Acceptance Limits)

Lab Sample ID	Client Sample ID	DCA
		(66-120)
240-163065-2	MW-95S_022122	79
240-163074-G-3 MS	Matrix Spike	76
240-163074-M-3 MSD	Matrix Spike Duplicate	81
LCS 240-518984/4	Lab Control Sample	83
MB 240-518984/5	Method Blank	82

Surrogate Legend

DCA = 1,2-Dichloroethane-d4 (Surr)

QC Sample Results

Client: ARCADIS U.S., Inc.
Project/Site: Ford LTP - Off-Site

Job ID: 240-163065-1

Method: 8260B - Volatile Organic Compounds (GC/MS)

Lab Sample ID: MB 240-518866/8
Matrix: Water
Analysis Batch: 518866

Client Sample ID: Method Blank
Prep Type: Total/NA

Analyte	MB Result	MB Qualifier	RL	MDL	Unit	D	Prepared	Analyzed	Dil Fac
1,1-Dichloroethene	1.0	U	1.0	0.49	ug/L			02/28/22 14:02	1
cis-1,2-Dichloroethene	1.0	U	1.0	0.46	ug/L			02/28/22 14:02	1
Tetrachloroethene	1.0	U	1.0	0.44	ug/L			02/28/22 14:02	1
trans-1,2-Dichloroethene	1.0	U	1.0	0.51	ug/L			02/28/22 14:02	1
Trichloroethene	1.0	U	1.0	0.44	ug/L			02/28/22 14:02	1
Vinyl chloride	1.0	U	1.0	0.45	ug/L			02/28/22 14:02	1

Surrogate	MB %Recovery	MB Qualifier	Limits	Prepared	Analyzed	Dil Fac
1,2-Dichloroethane-d4 (Surr)	75		62 - 137		02/28/22 14:02	1
4-Bromofluorobenzene (Surr)	111		56 - 136		02/28/22 14:02	1
Toluene-d8 (Surr)	85		78 - 122		02/28/22 14:02	1
Dibromofluoromethane (Surr)	88		73 - 120		02/28/22 14:02	1

Lab Sample ID: LCS 240-518866/5
Matrix: Water
Analysis Batch: 518866

Client Sample ID: Lab Control Sample
Prep Type: Total/NA

Analyte	Spike Added	LCS Result	LCS Qualifier	Unit	D	%Rec	%Rec. Limits
1,1-Dichloroethene	20.0	22.6		ug/L		113	63 - 134
cis-1,2-Dichloroethene	20.0	21.6		ug/L		108	77 - 123
Tetrachloroethene	20.0	19.6		ug/L		98	76 - 123
trans-1,2-Dichloroethene	20.0	22.5		ug/L		113	75 - 124
Trichloroethene	20.0	21.9		ug/L		109	70 - 122
Vinyl chloride	20.0	22.9		ug/L		114	60 - 144

Surrogate	LCS %Recovery	LCS Qualifier	Limits
1,2-Dichloroethane-d4 (Surr)	74		62 - 137
4-Bromofluorobenzene (Surr)	118		56 - 136
Toluene-d8 (Surr)	88		78 - 122
Dibromofluoromethane (Surr)	89		73 - 120

Lab Sample ID: 240-163026-F-2 MS
Matrix: Water
Analysis Batch: 518866

Client Sample ID: Matrix Spike
Prep Type: Total/NA

Analyte	Sample Result	Sample Qualifier	Spike Added	MS Result	MS Qualifier	Unit	D	%Rec	%Rec. Limits
1,1-Dichloroethene	13	U	250	283		ug/L		113	56 - 135
cis-1,2-Dichloroethene	63		250	337		ug/L		110	66 - 128
Tetrachloroethene	13	U	250	249		ug/L		99	62 - 131
trans-1,2-Dichloroethene	11	J	250	290		ug/L		112	56 - 136
Trichloroethene	13	U	250	282		ug/L		113	61 - 124
Vinyl chloride	600		250	857	E	ug/L		102	43 - 157

Surrogate	MS %Recovery	MS Qualifier	Limits
1,2-Dichloroethane-d4 (Surr)	82		62 - 137
4-Bromofluorobenzene (Surr)	121		56 - 136
Toluene-d8 (Surr)	90		78 - 122

QC Sample Results

Client: ARCADIS U.S., Inc.
Project/Site: Ford LTP - Off-Site

Job ID: 240-163065-1

Method: 8260B - Volatile Organic Compounds (GC/MS) (Continued)

Lab Sample ID: 240-163026-F-2 MS
Matrix: Water
Analysis Batch: 518866

Client Sample ID: Matrix Spike
Prep Type: Total/NA

	MS	MS	
Surrogate	%Recovery	Qualifier	Limits
Dibromofluoromethane (Surr)	95		73 - 120

Lab Sample ID: 240-163026-F-2 MSD
Matrix: Water
Analysis Batch: 518866

Client Sample ID: Matrix Spike Duplicate
Prep Type: Total/NA

Analyte	Sample Result	Sample Qualifier	Spike Added	MSD Result	MSD Qualifier	Unit	D	%Rec	%Rec. Limits	RPD	RPD Limit
1,1-Dichloroethene	13	U	250	262		ug/L		105	56 - 135	8	26
cis-1,2-Dichloroethene	63		250	326		ug/L		105	66 - 128	3	14
Tetrachloroethene	13	U	250	227		ug/L		91	62 - 131	9	20
trans-1,2-Dichloroethene	11	J	250	273		ug/L		105	56 - 136	6	15
Trichloroethene	13	U	250	254		ug/L		102	61 - 124	10	15
Vinyl chloride	600		250	843	E	ug/L		97	43 - 157	2	24

	MSD	MSD	
Surrogate	%Recovery	Qualifier	Limits
1,2-Dichloroethane-d4 (Surr)	78		62 - 137
4-Bromofluorobenzene (Surr)	118		56 - 136
Toluene-d8 (Surr)	86		78 - 122
Dibromofluoromethane (Surr)	89		73 - 120

Method: 8260B SIM - Volatile Organic Compounds (GC/MS)

Lab Sample ID: MB 240-518984/5
Matrix: Water
Analysis Batch: 518984

Client Sample ID: Method Blank
Prep Type: Total/NA

Analyte	MB Result	MB Qualifier	RL	MDL	Unit	D	Prepared	Analyzed	Dil Fac
1,4-Dioxane	2.0	U	2.0	0.86	ug/L			03/01/22 19:35	1

	MB	MB		Prepared	Analyzed	Dil Fac
Surrogate	%Recovery	Qualifier	Limits			
1,2-Dichloroethane-d4 (Surr)	82		66 - 120		03/01/22 19:35	1

Lab Sample ID: LCS 240-518984/4
Matrix: Water
Analysis Batch: 518984

Client Sample ID: Lab Control Sample
Prep Type: Total/NA

Analyte	Spike Added	LCS Result	LCS Qualifier	Unit	D	%Rec	%Rec. Limits
1,4-Dioxane	10.0	9.68		ug/L		97	80 - 122

	LCS	LCS	
Surrogate	%Recovery	Qualifier	Limits
1,2-Dichloroethane-d4 (Surr)	83		66 - 120

Lab Sample ID: 240-163074-G-3 MS
Matrix: Water
Analysis Batch: 518984

Client Sample ID: Matrix Spike
Prep Type: Total/NA

Analyte	Sample Result	Sample Qualifier	Spike Added	MS Result	MS Qualifier	Unit	D	%Rec	%Rec. Limits
1,4-Dioxane	2.0	U	10.0	10.2		ug/L		102	51 - 153

Eurofins Canton

QC Sample Results

Client: ARCADIS U.S., Inc.
 Project/Site: Ford LTP - Off-Site

Job ID: 240-163065-1

Method: 8260B SIM - Volatile Organic Compounds (GC/MS) (Continued)

<i>Surrogate</i>	<i>MS</i> <i>%Recovery</i>	<i>MS</i> <i>Qualifier</i>	<i>Limits</i>
1,2-Dichloroethane-d4 (Surr)	76		66 - 120

Lab Sample ID: 240-163074-M-3 MSD
Matrix: Water
Analysis Batch: 518984

Client Sample ID: Matrix Spike Duplicate
Prep Type: Total/NA

<i>Analyte</i>	<i>Sample</i> <i>Result</i>	<i>Sample</i> <i>Qualifier</i>	<i>Spike</i> <i>Added</i>	<i>MSD</i> <i>Result</i>	<i>MSD</i> <i>Qualifier</i>	<i>Unit</i>	<i>D</i>	<i>%Rec</i>	<i>%Rec.</i> <i>Limits</i>	<i>RPD</i>	<i>RPD</i> <i>Limit</i>
1,4-Dioxane	2.0	U	10.0	10.4		ug/L		104	51 - 153	1	16

<i>Surrogate</i>	<i>MSD</i> <i>%Recovery</i>	<i>MSD</i> <i>Qualifier</i>	<i>Limits</i>
1,2-Dichloroethane-d4 (Surr)	81		66 - 120

- 1
- 2
- 3
- 4
- 5
- 6
- 7
- 8
- 9
- 10
- 11
- 12
- 13
- 14

QC Association Summary

Client: ARCADIS U.S., Inc.
Project/Site: Ford LTP - Off-Site

Job ID: 240-163065-1

GC/MS VOA

Analysis Batch: 518866

Lab Sample ID	Client Sample ID	Prep Type	Matrix	Method	Prep Batch
240-163065-1	TRIP BLANK_43	Total/NA	Water	8260B	
240-163065-2	MW-95S_022122	Total/NA	Water	8260B	
MB 240-518866/8	Method Blank	Total/NA	Water	8260B	
LCS 240-518866/5	Lab Control Sample	Total/NA	Water	8260B	
240-163026-F-2 MS	Matrix Spike	Total/NA	Water	8260B	
240-163026-F-2 MSD	Matrix Spike Duplicate	Total/NA	Water	8260B	

Analysis Batch: 518984

Lab Sample ID	Client Sample ID	Prep Type	Matrix	Method	Prep Batch
240-163065-2	MW-95S_022122	Total/NA	Water	8260B SIM	
MB 240-518984/5	Method Blank	Total/NA	Water	8260B SIM	
LCS 240-518984/4	Lab Control Sample	Total/NA	Water	8260B SIM	
240-163074-G-3 MS	Matrix Spike	Total/NA	Water	8260B SIM	
240-163074-M-3 MSD	Matrix Spike Duplicate	Total/NA	Water	8260B SIM	

Lab Chronicle

Client: ARCADIS U.S., Inc.
Project/Site: Ford LTP - Off-Site

Job ID: 240-163065-1

Client Sample ID: TRIP BLANK_43

Lab Sample ID: 240-163065-1

Date Collected: 02/21/22 00:00

Matrix: Water

Date Received: 02/25/22 08:00

Prep Type	Batch Type	Batch Method	Run	Dilution Factor	Batch Number	Prepared or Analyzed	Analyst	Lab
Total/NA	Analysis	8260B		1	518866	02/28/22 18:55	LEE	TAL CAN

Client Sample ID: MW-95S_022122

Lab Sample ID: 240-163065-2

Date Collected: 02/21/22 12:21

Matrix: Water

Date Received: 02/25/22 08:00

Prep Type	Batch Type	Batch Method	Run	Dilution Factor	Batch Number	Prepared or Analyzed	Analyst	Lab
Total/NA	Analysis	8260B		1	518866	02/28/22 19:19	LEE	TAL CAN
Total/NA	Analysis	8260B SIM		1	518984	03/02/22 00:36	CS	TAL CAN

Laboratory References:

TAL CAN = Eurofins Canton, 180 S. Van Buren Avenue, Barberton, OH 44203, TEL (330)497-9396

Accreditation/Certification Summary

Client: ARCADIS U.S., Inc.
Project/Site: Ford LTP - Off-Site

Job ID: 240-163065-1

Laboratory: Eurofins Canton

All accreditations/certifications held by this laboratory are listed. Not all accreditations/certifications are applicable to this report.

Authority	Program	Identification Number	Expiration Date
California	State	2927	02-23-22 *
Connecticut	State	PH-0590	12-31-21 *
Florida	NELAP	E87225	06-30-22
Georgia	State	4062	02-23-22 *
Illinois	NELAP	200004	07-31-22
Iowa	State	421	06-01-23
Kansas	NELAP	E-10336	04-30-22
Kentucky (UST)	State	112225	02-23-22 *
Kentucky (WW)	State	KY98016	12-31-22
Minnesota	NELAP	039-999-348	12-31-22
Minnesota (Petrofund)	State	3506	08-01-23
New Jersey	NELAP	OH001	11-06-22
New York	NELAP	10975	03-31-22
Ohio	State	8303	02-23-23
Ohio VAP	State	CL0024	12-21-23
Pennsylvania	NELAP	68-00340	08-31-22
Texas	NELAP	T104704517-21-14	08-31-22
Virginia	NELAP	11570	09-14-22
Washington	State	C971	01-12-23
West Virginia DEP	State	210	12-31-22

* Accreditation/Certification renewal pending - accreditation/certification considered valid.

Eurofins Canton

MICHIGAN 190

Chain of Custody Record

1.2/1.0

TestAmerica

TestAmerica Laboratory location: Brighton — 10448 Chatham Drive, Suite 200 / Brighton, MI 48116 / 810-229-2763


Company Name: Arcadis
 Client Project Manager: Kris Hinsky
 Site Contact: Julia McClafferty
 Job Contact: Mike DeMonico
 TestAmerica Laboratories, Inc.
 COC No: 1 of 1
 For lab use only
 Walk-in client
 Lab sampling
 Job/SDG No:

Address: 28550 Cabot Drive, Suite 500
 City/State/Zip: Novi, MI, 48377
 Telephone: 248-994-2240
 Email: kris@office-hinsky@arcadis.com
 Telephone: 734-644-5131
 Telephone: 330-497-9396

Project Name: Ford LTP Off-Site
 Project Number: 30080642.402.04
 Method of Shipment/Carrier:
 Shipping/Tracking No:
 Analysis turnaround time:
 TAT if different from below:
 10 day
 2 weeks
 1 week
 2 days
 1 day

Sample Name: Gary Scheyer
 Matrix:
 Air
 Aqueous
 Sediment
 Solid
 Other:
 Containers & Preservatives:
 H2SO4
 HNO3
 HCl
 NaOH
 ZnAc
 NaOH
 Unpres
 Other:
 Filtered Sample (Y / N)
 Composite=C / Grab=G
 1,1-DCE 8260B
 cis-1,2-DCE 8260B
 Trans-1,2-DCE 8260B
 PCE 8260B
 TCE 8260B
 Vinyl Chloride 8260B
 1,4-Dioxane 8260B SIM

Sample Date: 12/21/22
 Sample Time: 12:21
 TRIP BLANK_ 43
 MW-955-022122
 1 Trip Blank
 3 VOAs for 8260B
 3 VOAs for 8260B SIM



Possible Hazard Identification:
 Non-Hazard
 Flammable
 Skin Irritant
 Poison B
 Unknown
 Return to Client
 Disposal By Lab
 Archive for _____ Months
 Special Instructions/OC Requirements & Comments:
 Sample Address: 12131 Boston Rd
 Submit all results through Cadena at jromalia@cadenaco.com, Cadena #E203631
 Level IV Reporting requested.

Requisitioned by:	Company:	Date/Time:	Received by:	Company:	Date/Time:
Steve Aheeler	Arcadis	08/23/22 0931	Steve Aheeler	Arcadis	08/23/22 0931
NOVI COLD STORAGE	ARCADIS	12/21/22 1030	NOVI COLD STORAGE	ARCADIS	12/21/22 1030
ETNA	ETNA	2-24-22 1407	M. X. X.	ETNA	2/25/22 8:00


1
2
3
4
5
6
7
8
9
10
11
12
13
14

Eurofins TestAmerica Canton Sample Receipt Form/Narrative Login # : 163065
Canton Facility

Client ARCADIS Site Name _____ Cooler unpacked by: Matthew Surra
 Cooler Received on 2/25/22 Opened on 2/25/22
 FedEx: 1st Grd Exp UPS FAS Clipper Client Drop Off TestAmerica Courier Other _____

Receipt After-hours: Drop-off Date/Time _____ **Storage Location** _____

TestAmerica Cooler # TA Foam Box Client Cooler Box Other _____
 Packing material used: Bubble Wrap Foam Plastic Bag None Other _____
 COOLANT: Wet Ice Blue Ice Dry Ice Water None

1. Cooler temperature upon receipt See Multiple Cooler Form
 IR GUN# IR-14 (CF -0.2 °C) Observed Cooler Temp. 1.2 °C Corrected Cooler Temp. 1.0 °C
 IR GUN #IR-15 (CF -0.7°C) Observed Cooler Temp. _____ °C Corrected Cooler Temp. _____ °C
2. Were tamper/custody seals on the outside of the cooler(s)? If Yes Quantity 1 Yes No
 -Were the seals on the outside of the cooler(s) signed & dated? Yes No NA
 -Were tamper/custody seals on the bottle(s) or bottle kits (LLHg/MeHg)? Yes No NA
 -Were tamper/custody seals intact and uncompromised? Yes No NA
3. Shippers' packing slip attached to the cooler(s)? Yes No
 4. Did custody papers accompany the sample(s)? Yes No
 5. Were the custody papers relinquished & signed in the appropriate place? Yes No
 6. Was/were the person(s) who collected the samples clearly identified on the COC? Yes No
 7. Did all bottles arrive in good condition (Unbroken)? Yes No
 8. Could all bottle labels (ID/Date/Time) be reconciled with the COC? Yes No
 9. For each sample, does the COC specify preservatives (Y/N), # of containers (Y/N), and sample type of grab/comp (Y/N)?
 10. Were correct bottle(s) used for the test(s) indicated? Yes No
 11. Sufficient quantity received to perform indicated analyses? Yes No
 12. Are these work share samples and all listed on the COC? Yes No
 If yes, Questions 13-17 have been checked at the originating laboratory.
13. Were all preserved sample(s) at the correct pH upon receipt? Yes No NA pH Strip Lot# HC157842
 14. Were VOAs on the COC? Yes No
 15. Were air bubbles >6 mm in any VOA vials? Yes  Larger than this. Yes No NA
 16. Was a VOA trip blank present in the cooler(s)? Trip Blank Lot # 0104201 G Yes No
 17. Was a LL Hg or Me Hg trip blank present? Yes No

Tests that are not checked for pH by Receiving:
 VOAs
 Oil and Grease
 TOC

Contacted PM _____ Date _____ by _____ via Verbal Voice Mail Other _____
 Concerning _____

18. CHAIN OF CUSTODY & SAMPLE DISCREPANCIES additional next page Samples processed by: _____

19. SAMPLE CONDITION

Sample(s) _____ were received after the recommended holding time had expired.
 Sample(s) _____ were received in a broken container.
 Sample(s) _____ were received with bubble >6 mm in diameter. (Notify PM)

20. SAMPLE PRESERVATION

Sample(s) _____ were further preserved in the laboratory.
 Time preserved: _____ Preservative(s) added/Lot number(s): _____
 VOA Sample Preservation - Date/Time VOAs Frozen: _____

DATA VERIFICATION REPORT



March 12, 2022

Kris Hinskey
Arcadis Inc
10559 Citation Ave
Suite 100
Brighton, MI 48116

CADENA project ID: E203631

Project: Ford Livonia Transmission Project - OFF-SITE - Soil Gas and Groundwater

Project number: 30080642.402.04 WA04 OFF-SITE GW

Event Specific Scope of Work References: Sample COC

Laboratory: Eurofins Environment Testing LLC - North Central

Laboratory submittal: 163065-1

Sample date: 2022-02-21

Report received by CADENA: 2022-03-11

Initial Data Verification completed by CADENA: 2022-03-12

Number of Samples:2

Sample Matrices:Water

Test Categories:GCMS VOC

Please see attached criteria report or sample result/qualified analytical result summary for qualifier flags assigned to sample data.

There were no significant QC anomalies or exceptions to report.

Sample/MS/MSD Surrogate Recovery, Blank/LCS Surrogate Recovery, LCS/LCD Recovery, Blank Contamination and Hold Time Exception were reviewed as part of our verification.

Data verification for the report specified above was completed using the Ford Motor Company Environmental Laboratory Technical Specification, the CADENA Standard Operating Procedure for the Verification of Environmental Analytical Data and the associated analytical methods as references for evaluating the batch QC, sample data and report content. The EPA National Functional Guidelines for validating organic and inorganic data were used as guidance when addressing out of control QC results and the associated data qualifiers.

The definitions of the qualifiers used for this data package are defined in the analytical report. CADENA valid qualifiers are defined in the table below. To view and download a PDF copy of the laboratory analytical report access the CADENA CLMS at <http://clms.cadenaco.com/index.cfm>.

Please contact me if you have any questions.

Sincerely,

Jim Tomalia

Project Scientist

CADENA Valid Qualifiers

Valid Qualifiers	Description
<	Less than the reported concentration.
>	Greater than the reported concentration.
B	The analyte / compound was detected in the associated blank. For Organic methods the sample concentration was greater than the RDL and less than 5x (or 10x for common lab contaminants) the blank concentration and is considered non-detect at the reported concentration. For Inorganic methods the sample concentration was greater than the RDL and less than 10x the blank concentration and is considered non-detect at the reported concentration.
E	The analyte / Compound reported exceeds the calibration range and is considered estimated.
EMPC	Estimated Minimum Potential Contamination - Dioxin/Furan analyses only.
J	Indicates an estimated value. This flag is used either when estimating a concentration for a tentatively identified compound or when the data indicates the presence of an analyte / compound but the result is less than the sample Quantitation limit, but greater than zero. The flag is also used in data validation to indicate a reported value should be considered estimated due to associated quality assurance deficiencies.
J-	The result is an estimated quantity, but the result may be biased low.
JB	NON-DETECT AT THE CONCENTRATION REPORTED AND ESTIMATED
JH	The sample result is considered estimated and is potentially biased high.
JL	The sample result is considered estimated and is potentially biased low.
JUB	NON-DETECT AT THE REPORTING LIMIT AND ESTIMATED
NJ	Tentatively identified compound with approximated concentration.
R	Indicates the value is considered to be unusable. (Note: The analyte / compound may or may not be present.)
TNTC	Too Numerous to Count - Asbestos and Microbiological Results.
U	Indicates that the analyte / compound was analyzed for, but not detected.
UB	The analyte / compound was detected in the associated blank. For Organic methods the sample concentration was less than the RDL and less than 5x (or 10x for common lab contaminants) the blank concentration and is considered non-detect at the RDL. For Inorganic methods the sample concentration was less than the RDL and less than 10x the blank concentration and is considered non-detect at the RDL.
UJ	The analyte / compound was not detected above the reported sample Quantitation limit. However, the Quantitation limit is considered to be approximate due to associated quality assurance results and may or may not represent the actual limit of Quantitation to accurately and precisely report the analyte in the sample.

Analytical Results Summary

CADENA Project ID: E203631

Laboratory: Eurofins Environment Testing LLC - North Central

Laboratory Submittal: 163065-1

Sample Name:	TRIP BLANK_43	MW-95S_022122
Lab Sample ID:	2401630651	2401630652
Sample Date:	2/21/2022	2/21/2022

Analyte	Cas No.	Report		Units	Valid		Report		Valid	
		Result	Limit		Qualifier	Result	Limit	Units	Qualifier	
GC/MS VOC										
<u>OSW-8260B</u>										
1,1-Dichloroethene	75-35-4	ND	1.0	ug/l	---	ND	1.0	ug/l	---	
cis-1,2-Dichloroethene	156-59-2	ND	1.0	ug/l	---	ND	1.0	ug/l	---	
Tetrachloroethene	127-18-4	ND	1.0	ug/l	---	ND	1.0	ug/l	---	
trans-1,2-Dichloroethene	156-60-5	ND	1.0	ug/l	---	ND	1.0	ug/l	---	
Trichloroethene	79-01-6	ND	1.0	ug/l	---	ND	1.0	ug/l	---	
Vinyl chloride	75-01-4	ND	1.0	ug/l	---	ND	1.0	ug/l	---	
<u>OSW-8260BBSim</u>										
1,4-Dioxane	123-91-1					ND	2.0	ug/l	---	

Ford Motor Company – Livonia Transmission Project

DATA REVIEW

Livonia, Michigan

Volatile Organic Compounds (VOC) Analysis

SDG # 240-163065-1

CADENA Verification Report: 2022-03-12

Analyses Performed By:


TestAmerica

North Canton, Ohio

Report # 44843R

Review Level: Tier III

Project: 30080642.402.04



DATA REVIEW

SUMMARY

This data quality assessment summarizes the review of Sample Delivery Group (SDG) # 240-163065-1 for samples collected in association with the Ford – Livonia, Michigan site. The review was conducted as a Tier III validation in addition to a verification/Tier II validation review performed by CADENA Inc. and included review of level IV laboratory data package completeness. Only elements of a Tier III validation effort (Tier III) include a detailed review of laboratory raw data to check for errors in calculation, calibration review, internal standard review and compound identification) and omitted deviations from the CADENA verification/Tier II report are documented in this report. Only analytical data associated with constituents of concern were reviewed for this validation. Field documentation was not included in this review.

Included with this assessment are the validation annotated sample result sheets, and chain of custody.

Analyses were performed on the following samples:

Sample ID	Lab ID	Matrix	Sample Collection Date	Parent Sample	Analysis	
					VOC	VOC SIM
TRIP BLANK_43	240-163065-1	Water	02/21/2022		X	
MW-95S_022122	240-163065-2	Water	02/21/2022		X	X

DATA REVIEW

ANALYTICAL DATA PACKAGE DOCUMENTATION

The table below is the evaluation of the data package completeness.

Items Reviewed	Reported		Performance Acceptable		Not Required
	No	Yes	No	Yes	
1. Sample receipt condition		X		X	
2. Requested analyses and sample results		X		X	
3. Master tracking list		X		X	
4. Methods of analysis		X		X	
5. Reporting limits		X		X	
6. Sample collection date		X		X	
7. Laboratory sample received date		X		X	
8. Sample preservation verification (as applicable)		X		X	
9. Sample preparation/extraction/analysis dates		X		X	
10. Fully executed Chain-of-Custody (COC) form		X		X	
11. Narrative summary of Quality Assurance or sample problems provided		X		X	
12. Data Package Completeness and Compliance		X		X	

DATA REVIEW

ORGANIC ANALYSIS INTRODUCTION

Analyses were performed according to United States Environmental Protection Agency (USEPA) SW-846 Method 8260B and 8260B SIM. Data were reviewed in accordance with USEPA National Functional Guidelines of October 1999.

The data review process is an evaluation of data on a technical basis rather than a determination of contract compliance. As such, the standards against which the data are being weighed may differ from those specified in the analytical method. It is assumed that the data package represents the best efforts of the laboratory and had already been subjected to adequate and sufficient quality review prior to submission.

During the review process, laboratory qualified and unqualified data are verified against the supporting documentation. Based on this evaluation, qualifier codes may be added, deleted, or modified by the data reviewer. Results are qualified with the following codes in accordance with USEPA National Functional Guidelines:

- Concentration (C) Qualifiers
 - U The analyte was analyzed for but was not detected above the level of the reported sample quantitation limit.
 - B The compound has been found in the sample as well as its associated blank, its presence in the sample may be suspect.
- Quantitation (Q) Qualifiers
 - E The compound was quantitated above the calibration range.
 - D Concentration is based on a diluted sample analysis.
- Validation Qualifiers
 - J The result is an estimated quantity. The associated numerical value is the approximate concentration of the analyte in the sample.
 - UJ The analyte was analyzed for but was not detected. The reported quantitation limit is approximate and may be inaccurate or imprecise.
 - J+ The result is an estimated quantity, but the result may be biased high.
 - J- The result is an estimated quantity, but the result may be biased low.
 - UB Analyte considered non-detect at the listed value due to associated blank contamination.
 - N The analysis indicates the presence of a compound for which there is presumptive evidence to make a tentative identification.
 - R The sample results are rejected.

Two facts should be noted by all data users. First, the "R" flag means that the associated value is unusable. In other words, due to significant quality control (QC) problems, the analysis is invalid and provides no information as to whether the compound is present or not. "R" values should not appear on data tables because they cannot be relied upon, even as a last resort. The second fact to keep in mind is that no compound concentration, even if it has passed all QC tests, is guaranteed to be accurate. Strict QC serves to increase confidence in data but any value potentially contains error.

DATA REVIEW

VOLATILE ORGANIC COMPOUND (VOC) ANALYSES

1. Holding Times

The specified holding times for the following methods are presented in the following table.

Method	Matrix	Holding Time	Preservation
SW-846 8260B/8260B-SIM	Water	14 days from collection to analysis	Cool to < 6 °C; pH < 2 with HCl

All samples were analyzed within the specified holding time criteria.

2. Mass Spectrometer Tuning

Mass spectrometer performance was acceptable, and all analyses were performed within a 12-hour tune clock.

System performance and column resolution were acceptable.

3. Calibration

Satisfactory instrument calibration is established to ensure that the instrument is capable of producing acceptable quantitative data. An initial calibration demonstrates that the instrument is capable of acceptable performance at the beginning of an experimental sequence. The continuing calibration verifies that the instrument daily performance is satisfactory.

3.1 Initial Calibration

The method specifies percent relative standard deviation (%RSD) and relative response factor (RRF) limits for select compounds only. A technical review of the data applies limits to all compounds with no exceptions.

All target compounds associated with the initial calibration standards must exhibit a %RSD less than the control limit (20%) or a correlation coefficient greater than 0.99 and an RRF value greater than control limit (0.05).

All compounds associated with the initial calibrations were within the specified control limits.

3.2 Continuing Calibration

All target compounds associated with the continuing calibration standard must exhibit a percent difference (%D) less than the control limit (20%) and RRF value greater than control limit (0.05).

All compounds associated with the calibrations were within the specified control limits.

4. Internal Standard Performance

Internal standard performance criteria ensure that the GC/MS sensitivity and response are stable during every sample analysis. The criteria require the internal standard compounds associated with the VOC exhibit area counts that are not greater than two times (+100%) or less than one-half (-50%) of the area counts of the associated continuing calibration standard.

All internal standard responses were within control limits.

5. Field Duplicate Analysis

Field duplicate analysis is used to assess the overall precision of the field sampling procedures and analytical method. A control limit of 30% for water matrices is applied to the RPD between the parent sample and the field duplicate. In the instance when the parent and/or duplicate sample concentrations are less than or equal to 5 times the RL, a control limit of two times the RL is applied for water matrices.

A field duplicate sample was not collected for samples from this SDG.

DATA REVIEW

6. Compound Identification

Compounds are identified on the GC/MS by using the analytes relative retention time and ion spectra.

No compounds were detected in the samples within this SDG.

7. System Performance and Overall Assessment

Overall system performance was acceptable. Other than for those deviations specifically mentioned in this review, the overall data quality is within the guidelines specified in the method.

DATA REVIEW

DATA VALIDATION CHECKLIST FOR VOCs

VOCs: 8260B/8260B-SIM	Reported		Performance Acceptable		Not Required
	No	Yes	No	Yes	
GAS CHROMATOGRAPHY/MASS SPECTROMETRY (GC/MS)					
Tier II Validation					
Holding times/Preservation		X		X	
Tier III Validation					
System performance and column resolution		X		X	
Initial calibration %RSDs		X		X	
Continuing calibration RRFs		X		X	
Continuing calibration %Ds		X		X	
Instrument tune and performance check		X		X	
Ion abundance criteria for each instrument used		X		X	
Field Duplicate RPD	X				X
Internal standard		X		X	
Compound identification and quantitation					
A. Reconstructed ion chromatograms		X		X	
B. Quantitation Reports		X		X	
C. RT of sample compounds within the established RT windows		X		X	
D. Transcription/calculation errors present		X		X	
E. Reporting limits adjusted to reflect sample dilutions		X		X	

Notes:

%RSD Relative standard deviation


%R Percent recovery

RPD Relative percent difference

%D Percent difference

DATA REVIEW

VALIDATION PERFORMED BY: Vinayak Hegde

SIGNATURE: 

DATE: March 22, 2022

PEER REVIEW: Andrew Korycinski

DATE: March 22, 2022

**NO CORRECTIONS/QUALIFIERS ADDED
TO SAMPLE ANALYSIS DATA SHEETS**



**CHAIN OF CUSTODY
CORRECTED SAMPLE ANALYSIS DATA
SHEETS**




MICHIGAN 190

Chain of Custody Record

1-2/1-0

TestAmerica Laboratory location: Brighton — 10448 Citation Drive, Suite 200 / Brighton, MI 48116 / 810-229-2763

Client Contact Company Name: Arcadis Address: 28550 Cabot Drive, Suite 500 City/State/Zip: Novi, MI, 48377 Phone: 248-994-2240 Project Name: Ford LTP Off-Site Project Number: 30080642.402.04 PO # 30080642.402.04		Regulatory program: <input type="checkbox"/> DW <input type="checkbox"/> NPDES <input type="checkbox"/> RCRA <input type="checkbox"/> Other		Client Project Manager: Kris Hinskey Telephone: 248-994-2240 Email: kristoffer.hinskey@arcadis.com Sampler Name: Gary Schaefer Method of Shipment/Carrier: Shipping/Tracking No:		Site Contact: Julia McClafferty Telephone: 734-644-5131		Lab Contact: Mike DelMonico Telephone: 330-497-9396		TestAmerica Laboratories, Inc. COC No: 1 of 1 COCs For lab use only Walk-in client Lab sampling Job/SDG No:												
Sample Identification		Sample Date	Sample Time	Matrix Air Aqueous Sediment Solid Other:					Containers & Preservatives H2SO4 HNO3 HCl NaOH ZnAc NaOH Unpres Other:					Filtered Sample (Y/N)	Composite=C / Grab=G	1,1-DCE 8260B cis-1,2-DCE 8260B Trans-1,2-DCE 8260B PCE 8260B TOE 8260B Vinyl Chloride 8260B 1,4-Dioxane 8260B SIM	Sample Specific Notes / Special Instructions:					
TRIP BLANK_ 43		---	---	X										N	G	X	X	X	X	X	X	1 Trip Blank
MW-955-022122		2/21/22	12:21	X										N	G	X	X	X	X	X	X	3 VOAs for 8260B 3 VOAs for 8260B SIM
Possible Hazard Identification <input checked="" type="checkbox"/> Non-Hazard <input type="checkbox"/> Flammable <input type="checkbox"/> Skin Irritant <input type="checkbox"/> Poison B <input type="checkbox"/> Unknown		Sample Disposal (A fee may be assessed if samples are retained longer than 1 month) <input type="checkbox"/> Return to Client <input checked="" type="checkbox"/> Disposal By Lab <input type="checkbox"/> Archive For _____ Months																				
Special Instructions/QC Requirements & Comments: Sample Address: 12131 Boston Post Submit all results through Cadena at jtomalia@cadenaco.com. Cadena #E203631 Level IV Reporting requested.																						
Relinquished by: Gary Schaefer Company: Arcadis Date/Time: 2/23/22 0931	Relinquished by: Novi Cold Storage Company: Arcadis Date/Time: 2/24/22 1030	Relinquished by: EETA Company: EETA Date/Time: 2-24-22 1407	Received by: M. J. J. Company: EETNC Date/Time: 2/25/22 8:00	Received by: EETA Company: EETA Date/Time: 2-24-22 1030	Received by: Arcadis Company: Arcadis Date/Time: 02/23/22 0931																	



©2008 TestAmerica Laboratories, Inc. All rights reserved.
 TestAmerica & Logo are trademarks of TestAmerica Laboratories, Inc.

Client Sample Results

Client: ARCADIS U.S., Inc.
 Project/Site: Ford LTP - Off-Site

Job ID: 240-163065-1

Client Sample ID: TRIP BLANK_43

Lab Sample ID: 240-163065-1

Date Collected: 02/21/22 00:00

Matrix: Water

Date Received: 02/25/22 08:00

Method: 8260B - Volatile Organic Compounds (GC/MS)

Analyte	Result	Qualifier	RL	MDL	Unit	D	Prepared	Analyzed	Dil Fac
1,1-Dichloroethene	1.0	U	1.0	0.49	ug/L			02/28/22 18:55	1
cis-1,2-Dichloroethene	1.0	U	1.0	0.46	ug/L			02/28/22 18:55	1
Tetrachloroethene	1.0	U	1.0	0.44	ug/L			02/28/22 18:55	1
trans-1,2-Dichloroethene	1.0	U	1.0	0.51	ug/L			02/28/22 18:55	1
Trichloroethene	1.0	U	1.0	0.44	ug/L			02/28/22 18:55	1
Vinyl chloride	1.0	U	1.0	0.45	ug/L			02/28/22 18:55	1

Surrogate	%Recovery	Qualifier	Limits	Prepared	Analyzed	Dil Fac
1,2-Dichloroethane-d4 (Surr)	78		62 - 137		02/28/22 18:55	1
4-Bromofluorobenzene (Surr)	112		56 - 136		02/28/22 18:55	1
Toluene-d8 (Surr)	85		78 - 122		02/28/22 18:55	1
Dibromofluoromethane (Surr)	91		73 - 120		02/28/22 18:55	1

Client Sample Results

Client: ARCADIS U.S., Inc.
Project/Site: Ford LTP - Off-Site

Job ID: 240-163065-1

Client Sample ID: MW-95S_022122

Lab Sample ID: 240-163065-2

Date Collected: 02/21/22 12:21

Matrix: Water

Date Received: 02/25/22 08:00

Method: 8260B SIM - Volatile Organic Compounds (GC/MS)

Analyte	Result	Qualifier	RL	MDL	Unit	D	Prepared	Analyzed	Dil Fac
1,4-Dioxane	2.0	U	2.0	0.86	ug/L			03/02/22 00:36	1

Surrogate	%Recovery	Qualifier	Limits	Prepared	Analyzed	Dil Fac
1,2-Dichloroethane-d4 (Surr)	79		66 - 120		03/02/22 00:36	1

Method: 8260B - Volatile Organic Compounds (GC/MS)

Analyte	Result	Qualifier	RL	MDL	Unit	D	Prepared	Analyzed	Dil Fac
1,1-Dichloroethene	1.0	U	1.0	0.49	ug/L			02/28/22 19:19	1
cis-1,2-Dichloroethene	1.0	U	1.0	0.46	ug/L			02/28/22 19:19	1
Tetrachloroethene	1.0	U	1.0	0.44	ug/L			02/28/22 19:19	1
trans-1,2-Dichloroethene	1.0	U	1.0	0.51	ug/L			02/28/22 19:19	1
Trichloroethene	1.0	U	1.0	0.44	ug/L			02/28/22 19:19	1
Vinyl chloride	1.0	U	1.0	0.45	ug/L			02/28/22 19:19	1

Surrogate	%Recovery	Qualifier	Limits	Prepared	Analyzed	Dil Fac
1,2-Dichloroethane-d4 (Surr)	77		62 - 137		02/28/22 19:19	1
4-Bromofluorobenzene (Surr)	112		56 - 136		02/28/22 19:19	1
Toluene-d8 (Surr)	88		78 - 122		02/28/22 19:19	1
Dibromofluoromethane (Surr)	90		73 - 120		02/28/22 19:19	1