TRANSMITTAL LETTER

ARCADIS

To:
Brandon Alger
Michigan Department of Environment, Great Lakes & Energy
27700 Donald Court
Warren, MI 48092

From:
Kris Hinskey

Arcadis U.S., Inc.
28550 Cabot Drive
Suite 500
Novi
Michigan 48377
Tel 248 994 2240

Copies:

Date:
July 30, 2021

Subject:
Livonia Transmission Plant
2Q 2021 Progress Report

Arcadis Project No.:
30080642

We are sending you copies:

☒ **Attached** ☐ **Under Separate Cover Via _____ the Following Items:**

☐ Shop Drawings ☐ Plans ☐ Specifications ☐ Change Order
☐ Prints ☐ Samples ☐ Copy of Letter ☒ Reports
☐ Other:

Copies	Delivery Date	Drawing No.	Rev.	Description	Action*
1	07/30/2021			2Q 2021 Progress Report	

Action*
☐ A Approved ☐ CR Correct and Resubmit ☐ Resubmit _____ Copies
☐ AN Approved As Noted ☐ F File ☐ Return _____ Copies
☐ AS As Requested ☐ FA For Approval ☐ Review and Comment
☒ Other: As Requested per the Consent Decree

Mailing Method
☐ U.S. Postal Service 1st Class ☐ Courier/Hand Delivery ☐ FedEx Priority Overnight ☐ FedEx 2-Day Delivery
☐ Certified/Registered Mail ☐ United Parcel Service (UPS) ☐ FedEx Standard Overnight ☐ FedEx Economy
☒ Other: File Sharing

ARCADIS

Ford Motor Company

QUARTERLY PROGRESS REPORT - 2Q 2021

Livonia Transmission Plant

This document is a DRAFT document that has not received approval from the Michigan Department of Environment, Great Lakes, and Energy (EGLE). This document was prepared pursuant to a court Consent Decree. The opinions, findings, and conclusions expressed are those of the authors and not those of EGLE.

July 30, 2021

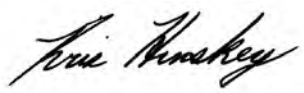

Kris Hinskey
Certified Project Manager



Theresa Olechiw
Project Manager



Angela Paulson
Task Manager

QUARTERLY PROGRESS REPORT - 2Q 2021

Livonia Transmission Plant

Prepared for:

Ford Motor Company
Environmental Quality Office
Fairlane Plaza North
290 Town Center Drive, Suite 800
Dearborn, Michigan 48126

Prepared by:

Arcadis of Michigan, LLC
28550 Cabot Drive
Suite 500
Novi, Michigan 48377
Tel 248 994 2240
Fax 248 994 2241

Our Ref.:
30080642

Date:
July 30, 2021

This document is intended only for the use of the individual or entity for which it was prepared and may contain information that is privileged, confidential and exempt from disclosure under applicable law. Any dissemination, distribution or copying of this document is strictly prohibited.

This document is a DRAFT document that has not received approval from EGLE. This document was prepared pursuant to a court Consent Decree. The opinions, findings, and conclusions expressed are those of the authors and not those of EGLE.

2Q 2021: Activities

On-Site

1. Groundwater Sampling
2. Hydraulic Control System
   - ✓ Operating as Designed Since March 15, 2017
   - ✓ Discharge Compliance
3. Sub-Slab Depressurization System
   - ✓ Operating as Designed Since August 13, 2018
   - ✓ Discharge Compliance
4. Response Activities
   - Vapor Intrusion Assessment/Sampling
   - Groundwater Delineation
   - Utility Corridor Assessment

Off-Site

1. Groundwater Sampling
2. Response Activities
   - Vapor Intrusion Mitigation
   - Groundwater Delineation
   - Utility Corridor Assessment
   - Vertical Aquifer Profiling Assessment

Total On-Site Samples

Period	Groundwater / Water	Soil / Sediment	Sub-Slab / Soil Gas
2Q 2021	97	0	0
Total since Oct. 2015	1,679	328	593

Total Off-Site Samples

Period	Groundwater	Soil Gas
2Q 2021	143	0
Total since Oct. 2015	1,722	255

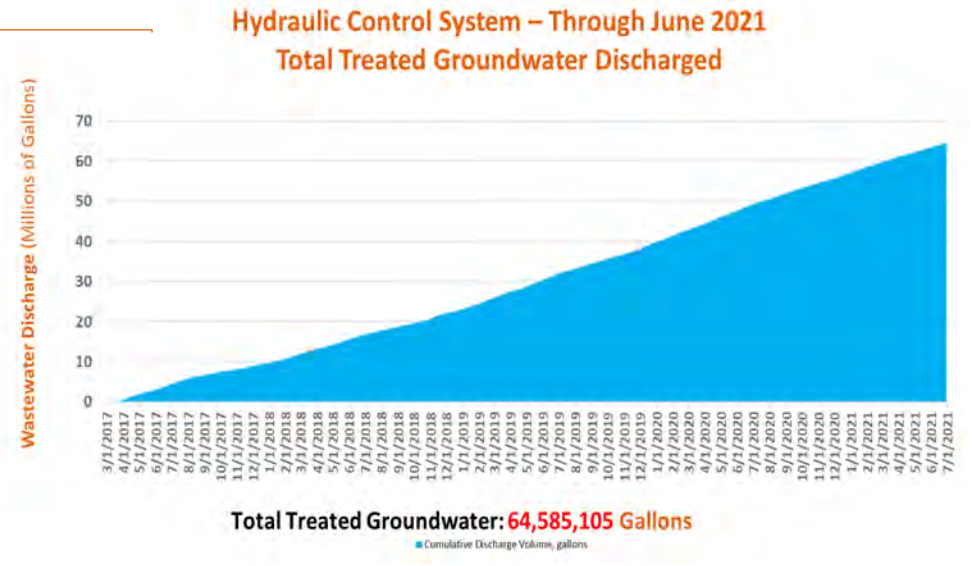

© Arcadis 2017

Key Dates

2018-2021 Document Submittal

Document	Date Submitted	Status
4Q 2017 Progress Report	1/30/18	Received
RespAP Response to Comments Letter	4/13/18	Received
VI RespAP 6.6(b)(i) Revised	4/13/18	Approved with Modifications
RI RespAP 6.7 Revised	4/13/18	Approved with Modifications
1Q 2018 Progress Report	4/30/18	Received
Response to EGLE Request for CSM	7/20/18	Received
2Q 2018 Progress Report	7/31/18	Received
Public Outreach Plan	8/7/2018	Received
3Q 2018 Progress Report	10/3118	Received
4Q 2018 Progress Report	2/1/2019	Received
Response to EGLE	2/8/2019	Responded
Response to EGLE	3/11/19	Responded
Response to EGLE	3/14/19	Responded
Extension Request to EGLE	3/14/19	Responded
Laboratory Memo	4/16/19	Received
Extension Request to EGLE	4/17/19	Responded
1Q 2019 Progress Report	5/2/19	Received
Response to EGLE	5/15/19	Responded
Response to EGLE	5/17/19	Responded
Response to EGLE	5/24/19	Responded
Response to EGLE	5/30/19	Responded

Document	Date Submitted	Status
EGLE Update Letter	6/7/19	Received
Updated Public Outreach Plan	6/28/19	Received
EGLE Update Letter	7/12/19	Received
Response to EGLE	7/25/19	Responded
EGLE Update Letter	7/31/19	Received
Q2 2019 Progress Report	7/31/19	Received
Residential Concern Memo	7/31/19	Received
Utility Corridor Response Activity Plan	8/8/19	Responded
EGLE Update Letter	8/30/19	Received
Residential Concern Memo	8/30/19	Received
EGLE Update Letter	9/30/19	Received
Residential Concern Memo	9/30/19	Received
Residential Concern Memo	10/31/19	Received
EGLE Update Letter	10/31/19	Received
Q3 2019 Progress Report	11/8/19	Received
EGLE Update Letter	11/27/19	Received
Residential Concern Memo	11/27/19	Received
EGLE Update Letter	12/31/19	Received
Residential Concern Memo	12/31/19	Received
Response Activity Plan – Revised Utility Corridor Evaluation	1/7/2020	Received
EGLE Letter	1/23/2020	Received
Residential Concern Memo	1/31/2020	Received
Q4 2019 Progress Report	1/31/2020	Received

© Arcadis 2017

Key Dates

2018-2021 Document Submittal

Document	Date Submitted	Status
EGLE Update Letter	1/31/2020	Received
EGLE Update Letter	2/14/2020	Received
Residential Concern Memo	2/29/2020	Received
EGLE Update Letter	2/29/2020	Received
EGLE Update Letter	3/5/2020	Received
EGLE Update Letter	3/31/2020	Received
Residential Concern Memo	3/31/2020	Received
EGLE Update Letter	4/30/2020	Received
Residential Concern Memo	4/30/2020	Received
1Q 2020 Progress Report	4/30/2020	Received
EGLE Update Letter	5/31/2020	Received
Residential Concern Memo	5/31/2020	Received
EGLE Update Letter	6/30/2020	Received
Residential Concern Memo	6/30/2020	Received
2Q 2020 Progress Report	7/31/2020	Received
EGLE Update Letter	7/31/2020	Received
Residential Concern Memo	7/31/2020	Received
EGLE Update Letter	8/31/2020	Received
Residential Concern Memo	8/31/2020	Received
EGLE Update Letter	9/30/2020	Received
Residential Concern Memo	9/30/2020	Received
3Q 2020 Progress Report	10/31/2020	Received
EGLE Update Letter	10/31/2020	Received
Residential Concern Memo	10/31/2020	Received
Utility Corridor Response Activity Plan Addendum	12/4/2020	Received

Document	Date Submitted	Status
Revised Interim Groundwater Monitoring Plan	1/26/2021	Approved with modifications
Response Activity Plan for the Utility Corridor Addendum #2	1/27/2021	Received
4Q 2020 Progress Report	1/31/2021	Received
EGLE Update Letter	1/31/2021	Received
Residential Concern Memo	1/31/2021	Received
CSM and Requested Property Specific Monitoring Program for Five Offsite Mitigation Properties	2/22/2021	Approved
LTP Summary of Individual Off-Site Vapor Intrusion Evaluations and Request for No Additional Investigation	3/19/2021	Received
1Q 2021 Progress Report	4/30/2021	Received
EGLE Update Letter	4/30/2021	Received
Residential Concern Memo	4/30/2021	Received
Interim Groundwater Monitoring Plan Addendum #1	5/12/2021	Approved with modifications

Upcoming Dates

2021

August Off-Site 3Q 2021 Groundwater Sampling

August On-Site 3Q 2021 Groundwater Sampling

© Arcadis 2017

CONTENTS

Acronyms and Abbreviations iv

1 Introduction 1

1.1 Purpose 1

1.2 Background 1

1.3 Additional Response Activities 1

2 Summary of Routine Activities 3

2.1 On-Site Groundwater Sampling 3

2.2 Off-Site Groundwater Sampling 3

2.3 Hydraulic Control System 4

2.3.1 System Overview 4

2.4 Interim Sub-Slab Depressurization System 5

2.4.1 System Overview 5

3 Summary of Response Activity Results 6

3.1 On-Site Groundwater Sampling 6

3.2 Off-Site Groundwater Sampling 6

3.3 Off-Site Vapor Intrusion 6

3.3.1 Ongoing Off-Site Vapor Intrusion Response Activities 6

3.4 Hydraulic Control System Operation and Performance Monitoring 7

3.4.1 Hydraulic Control System Operation 7

3.4.2 Maintenance Activities 9

3.4.3 Hydraulic Control System Performance Monitoring 9

3.4.3.1 Groundwater Elevation 9

3.4.3.2 Hydraulic Response 10

3.4.3.3 Groundwater Analytical Trends 11

3.5 Summary of Hydraulic Control System Compliance Actions 12

3.6 Interim Sub-Slab Depressurization System Operation and Performance Monitoring 13

4 Access Agreements 16

5 Other Relevant Information 17

5.1 Due Care Obligations 17

5.2 Public Outreach 17

This document is a DRAFT document that has not received approval from EGLE. This document was prepared pursuant to a court Consent Decree. The opinions, findings, and conclusions expressed are those of the authors and not those of EGLE.

5.3 List of Reporting Documents....17
6 Waste Management....18
7 Proposed Schedule....19
8 References....20

EXHIBITS (*embedded in text*)

Exhibit 1: HCS Shutdown Summary....7
Exhibit 2: HCS Treated Discharge Water Volume and Flow Rate Summary – 2Q 2021....8
Exhibit 3: HCS Mass Removal – 2Q 2021....8
Exhibit 4: GLWA Discharge Limitations for HCS....12
Exhibit 5: SSDS Shutdown Summary – 2Q 2021....14
Exhibit 6: SSDS Mass Removal – 2Q 2021....15
Exhibit 7: Submitted Reporting Documents – 2Q 2021....17
Exhibit 8: Response Activity Schedule....19

TABLES

Table 1: On-Site Groundwater Elevations
Table 2: On-Site Groundwater Analytical Results
Table 3: Off-Site Groundwater Elevations
Table 4: Off-Site Groundwater Analytical Results
Table 5: Hydraulic Control System Monthly Discharge Volumes

FIGURES

Figure 1: Site Location Map
Figure 2: Site Layout
Figure 3: Site-Wide Groundwater Elevation Contour Map Under Pumping Conditions May 2021
Figure 4: On-Site Monitoring Wells Cis-1,2-Dichloroethene in Groundwater
Figure 5: On-Site Monitoring Wells Trans-1,2-Dichloroethene in Groundwater
Figure 6: On-Site Monitoring Wells Trichloroethene in Groundwater
Figure 7: On-Site Monitoring Wells Vinyl Chloride in Groundwater

This document is a DRAFT document that has not received approval from EGLE. This document was prepared pursuant to a court Consent Decree. The opinions, findings, and conclusions expressed are those of the authors and not those of EGLE.

Figure 8: On-Site Monitoring Wells 1,4-Dioxane in Groundwater

Figure 9: Off-Site Monitoring Wells 1,4-Dioxane in Groundwater

Figure 10: Off-Site Monitoring Wells Trichloroethene in Groundwater

Figure 11: Off-Site Monitoring Wells Vinyl Chloride in Groundwater

Figure 12: Hydraulic Gradient Map May 2021

APPENDICES

Appendix A: On-Site Groundwater Field Sampling Logs

Appendix B: Off-Site Residential Monitoring Wells

Appendix C: Off-Site Groundwater Field Sampling Logs

Appendix D: Transducer Data

Appendix E: Stability Analysis

This document is a DRAFT document that has not received approval from EGLE. This document was prepared pursuant to a court Consent Decree. The opinions, findings, and conclusions expressed are those of the authors and not those of EGLE.

ACRONYMS AND ABBREVIATIONS

1Q 2021	first quarter of 2021
2Q 2021	second quarter of 2021
µg/L	microgram per liter
AOC	area of concern
Arcadis	Arcadis of Michigan LLC
COC	constituent of concern
DCE	dichloroethane
EGLE	Michigan Department of Environment, Great Lakes, and Energy
Ford	Ford Motor Company
GLWA	Great Lakes Water Authority
HCS	hydraulic control system
IGMP	Interim Groundwater Monitoring Plan
LTP	Livonia Transmission Plant
mg/L	milligram per liter
PCE	tetrachloroethene
report	Progress Report
ROW	right-of-way
SSDS	sub-slab depressurization system
TCE	trichloroethene
TestAmerica	Eurofins TestAmerica Laboratories
the site	Livonia Transmission Plant, 36200 Plymouth Road, Livonia, Michigan
USEPA	United States Environmental Protection Agency
VC	vinyl chloride
VI	vapor intrusion
VOC	volatile organic compound

This document is a DRAFT document that has not received approval from EGLE. This document was prepared pursuant to a court Consent Decree. The opinions, findings, and conclusions expressed are those of the authors and not those of EGLE.

1 INTRODUCTION

1.1 Purpose

Arcadis of Michigan LLC (Arcadis), on behalf of Ford Motor Company (Ford), has prepared this Progress Report (report) for the Livonia Transmission Plant (LTP) property (the site) located at 36200 Plymouth Road in Livonia, Michigan. This report was produced in compliance with a Consent Decree filed by the Michigan Department of Environment, Great Lakes, and Energy (EGLE), on July 27, 2017 (No: 2:1712372-GAD-RSW). The purpose of this report is to summarize the routine groundwater and any vapor sampling conducted at the site and the area east of the site, as well as the performance monitoring and maintenance associated with the hydraulic control system (HCS) and sub-slab depressurization system (SSDS) completed voluntarily by Ford. This report includes activities completed during the second quarter of 2021 (2Q 2021), from April 1 through June 30, 2021. Activities described in this 2Q 2021 report include:

- On-site and off-site groundwater sampling.
- HCS operation, evaluation, and performance monitoring.
- SSDS operation, evaluation, and performance monitoring.

This report primarily focuses on the seven constituents of concern (COCs) for the site: 1,1-dichloroethene (DCE), cis-1,2-DCE, trans-1,2-DCE, tetrachloroethene (PCE), trichloroethene (TCE), vinyl chloride (VC), and 1,4-dioxane.

1.2 Background

The site is located at 36200 Plymouth Road, Livonia, Michigan (**Figure 1**) and occupies 178 acres of land. The LTP has been active in manufacturing in some capacity since the 1950s. The LTP building occupies approximately 3 million square feet. The area surrounding the site includes light industrial, commercial, and residential properties. For the purpose of this report, data are presented based on their locations as either on-site or off-site (**Figure 2**). On-site areas of concern (AOCs) comprise all areas within the site boundary, including the LTP, Test Track, Wastewater Pre-Treatment Plant, Automatic Transmission Plant New Product Center, associated outbuildings, and the Plymouth Road right-of-way (ROW). Off-site AOCs include commercial and residential properties located east of the site, from Belden Court west to Stark Road, and from Plymouth Road north to the railroad ROW (**Figure 2**).

1.3 Additional Response Activities

Additional response activities completed in 2Q 2021 include off-site vapor intrusion (VI) investigation, groundwater sampling, and activities related to the utility corridor investigation, as outlined in the following Response Activity Plans:

- Response Activity Plan - Vapor Intrusion Evaluation (Arcadis 2018a) dated April 13, 2018.
- Response Activity Plan - Remedial Investigation (Arcadis 2018b), dated April 13, 2018.

This document is a DRAFT document that has not received approval from EGLE. This document was prepared pursuant to a court Consent Decree. The opinions, findings, and conclusions expressed are those of the authors and not those of EGLE.

- Response Activity Plan – Utility Corridor Evaluation Revised (Arcadis 2020a), dated February 11, 2020.
- Response Activity Plan – Utility Corridor Evaluation Addendum (Arcadis 2020b), dated December 4, 2020.
- Response Activity Plan – Utility Corridor Evaluation Addendum 2 (Arcadis 2021b), dated January 27, 2021.

In addition to the activities completed under these approved Response Activity Plans, this report includes information regarding the interim pre-emptive mitigation system activities completed in 2Q 2021. Details regarding the additional response activities completed in 2Q 2021 are provided below.

Date	Activity	Activities Completed in 2Q 2021	Additional Activities Required (yes or no)
April and June 2021	On-Site and Off-Site Utility Corridor Evaluation	A total of 33 samples collected (includes duplicate samples); includes liquid and vapor.	Yes
April to June 2021	Off-Site Mitigation System Operation, Monitoring and Maintenance	Operations, monitoring, and maintenance events were performed. Rainwater inspections were conducted, and water was removed.	Yes
June 2021	Off-Site Vertical Aquifer Profile Investigation	Installed eight off-site vertical aquifer profile borings south and east of Plymouth Road.	No

The site is located at 36200 Plymouth Road, Livonia, Michigan (**Figure 1**) and occupies 178 acres of land. The LTP has been active in manufacturing in some capacity since the 1950s. The LTP building occupies approximately 3 million square feet. The area surrounding the site includes light industrial, commercial, and residential properties. For the purpose of this report, data are presented based on their locations as either on-site or off-site (**Figure 2**). On-site areas of concern (AOCs) comprise all areas within the site boundary, including the LTP, Test Track, Wastewater Pre-Treatment Plant, Automatic Transmission Plant New Product Center, associated outbuildings, and the Plymouth Road right-of-way (ROW). Off-site AOCs include commercial and residential properties located east of the site, from Belden Court west to Stark Road, and from Plymouth Road north to the railroad ROW (**Figure 2**).

This document is a DRAFT document that has not received approval from EGLE. This document was prepared pursuant to a court Consent Decree. The opinions, findings, and conclusions expressed are those of the authors and not those of EGLE.

2 SUMMARY OF ROUTINE ACTIVITIES

The following table summarizes all routine monitoring completed at the AOC during 2Q 2021. Refer to the subsequent sections for further detail on each respective event and associated tables and figures.

Date	Activity	Table(s)	Figure(s)
April to June 2021	On-Site Groundwater Sampling	1, 2	3, 4, 5, 6, 7, 8
April to June 2021	Off-Site Groundwater Sampling	3, 4	3, 9, 10, 11
April to June 2021	HCS Performance Monitoring	5	2, 3, 12
April to June 2021	SSDS Performance Monitoring	-	2

2.1 On-Site Groundwater Sampling

Arcadis completed on-site gauging on May 3, 2021. Monitoring wells and piezometers were gauged from the top of casing using an electronic water level meter to within 0.01 foot. A summary of the on-site 2Q 2021 groundwater elevations is included in the on-site quarterly groundwater elevation summary table (**Table 1**). On-site groundwater elevation contours and apparent groundwater flow for the 2Q 2021 are provided on **Figure 3**.

On-site groundwater sampling was conducted from May 5 through May 21, 2021, at all wells, excluding 28 on-site light non-aqueous phase liquid wells (LMW-15-01 through LMW-15-10 and LMW-20-11 through LMW-20-28) and monitoring wells MW-26, MW-27, MW-28, and MW-114, consistent with the Interim Groundwater Monitoring Plan (IGMP; Arcadis 2021a) approved by EGLE on February 18, 2021. Monitoring well MW-114 could not be sampled due to a potential sinkhole that had formed nearby. At all other monitoring wells, groundwater was purged at a flow rate of 100 to 300 milliliters per minute until field parameters (i.e., conductivity, pH, turbidity, temperature, dissolved oxygen, and oxidation-reduction potential) stabilized. Groundwater samples were collected from 97 on-site monitoring wells into laboratory-supplied bottles and were submitted on ice to Eurofins TestAmerica Laboratories (TestAmerica) in Canton, Ohio and Edison, New Jersey.

Additionally, duplicates and trip blanks collected during the sampling event were analyzed in accordance with the methodology specified in the on-site Quality Assurance Project Plan (Arcadis 2017a) and submitted to TestAmerica. All groundwater samples were submitted for analysis of the seven COCs via United States Environmental Protection Agency (USEPA) Method 8260B and 1,4-dioxane via USEPA Method 8260B-SIM based on a standard turnaround time of 10 business days. The groundwater analytical results are discussed in Section 3. A summary of the 2Q 2021 groundwater analytical results is presented in the on-site quarterly groundwater analytical data summary table (**Table 2**). On-site groundwater field sampling logs are provided for reference as **Appendix A**.

2.2 Off-Site Groundwater Sampling

Arcadis completed off-site gauging on May 3, 2021. Monitoring wells were gauged from the top of casing using an electronic water level meter accurate to within 0.01 foot. A summary of the 2Q 2021 groundwater elevations (ROW monitoring wells only) are included in the off-site quarterly groundwater

This document is a DRAFT document that has not received approval from EGLE. This document was prepared pursuant to a court Consent Decree. The opinions, findings, and conclusions expressed are those of the authors and not those of EGLE.

elevation summary table (**Table 3**). Groundwater elevation contours and apparent groundwater flow are illustrated on **Figure 3**. Only monitoring wells within the ROWs were gauged during the site-wide gauging event and used to produce the elevation contour figure.

Off-site groundwater sampling was conducted from May 4 through May 21, 2021. Monitoring wells MW-202, MW-202S, MW-203, MW-203S, MW-204, MW-204S, MW-205, MW-205S, MW-206, and MW-206S were not sampled during 2Q 2021 based on the IGMP approved by EGLE on February 18, 2021. A sample could not be collected from MW-160S due to repairs needed; and a sample could not be collected from MW-175S due to access restrictions. At all other locations, groundwater was purged from the monitoring wells at a flow rate of 100 to 300 milliliters per minute until field parameters (i.e., depth to water, specific conductance, conductivity, pH, turbidity, temperature, dissolved oxygen, and redox/oxidation-reduction potential) stabilized. Groundwater samples were collected from 143 off-site monitoring wells into laboratory-supplied bottles and submitted to TestAmerica.

Additionally, duplicates, matrix spike/matrix spike duplicates, and trip blanks collected during the sampling event were analyzed in accordance with the methodology specified in the off-site Quality Assurance Project Plan (Arcadis 2017b) and submitted to TestAmerica. All groundwater samples were submitted for analysis of the seven COCs via USEPA Method 8260B and 1,4-dioxane via USEPA Method 8260B-SIM based on a standard turnaround time of 10 business days. The groundwater analytical results are discussed in Section 3. The 2Q 2021 groundwater analytical results are summarized in the off-site quarterly groundwater analytical data summary tables (**Table 4** and **Appendix B**). Off-site groundwater field sampling logs are provided for reference as **Appendix C**.

2.3 Hydraulic Control System

2.3.1 System Overview

The HCS was installed to intercept groundwater and mitigate the potential for impacted groundwater to continue to migrate east of the HCS. Ford began operation of the HCS on March 15, 2017.

The system is designed to extract groundwater via four horizontal wells (ESD-1, ESD-2, ESD-3, and ESD-4; **Figure 2**), each equipped with a groundwater extraction pump. Each extraction well screen is 400 to 600 feet long. The combined length of the four wells extends across approximately 2,000 linear feet on a line approximately perpendicular to groundwater flow. Extracted groundwater is pumped to an above-grade treatment system where it is treated by bag filters, an air stripper, and granular activated carbon filters before it is discharged to the sanitary sewer under the approved wastewater discharge permit (permit number 006-27510-IU) with the Great Lakes Water Authority (GLWA).

HCS equipment is operated by a programmable logic controller unit that allows the system to function without constant operator supervision. The HCS operates each horizontal well by extracting groundwater to achieve the set level within each pumping well. Pumping in each well ceases when target drawdown is achieved and resumes when the water level begins to rebound. Details regarding design and operation of the system are provided in the Remedial System Operation and Maintenance Manual dated June 29, 2017, and in the Conceptual Site Model dated August 25, 2017 (Arcadis 2017c).

This document is a DRAFT document that has not received approval from EGLE. This document was prepared pursuant to a court Consent Decree. The opinions, findings, and conclusions expressed are those of the authors and not those of EGLE.

2.4 Interim Sub-Slab Depressurization System

2.4.1 System Overview

In response to the presence of volatile organic compounds (VOCs) beneath the LTP building, Ford has designed, installed, and is operating an interim SSDS. The SSDS was specifically designed to target select locations in the plant where the highest concentrations of VOCs were present underneath the concrete slab. The goal of the interim SSDS is to reduce the potential for sub-slab soil vapor to migrate through the concrete slab into indoor air. Construction of the SSDS began in September 2017, and the system began extracting and treating soil vapor on August 14, 2018.

The system is designed to extract soil vapor via nine suction pits located in the LTP building (**Figure 2**). The suction pits are installed just beneath the building slab to induce a sub-slab vacuum and reduce the potential for sub-slab soil vapor to migrate into the indoor air. Each suction pit is connected to the conveyance piping network to transmit extracted soil vapor to the system building, where it is treated via a catalytic oxidizer before being discharged to the atmosphere pursuant to the Rule 290 air permitting exemption of the Michigan Air Pollution Control Rules.

During the fourth quarter of 2020, three new suction pits were installed within the LTP building. The equipment in the system building was upgraded to accommodate the additional flow. The installation of the conveyance network connecting the three new suction pits to the existing system building is currently in progress.

This document is a DRAFT document that has not received approval from EGLE. This document was prepared pursuant to a court Consent Decree. The opinions, findings, and conclusions expressed are those of the authors and not those of EGLE.

3 SUMMARY OF RESPONSE ACTIVITY RESULTS

3.1 On-Site Groundwater Sampling

The on-site monitoring well groundwater results are compared to Michigan Part 201 Non-residential Generic Cleanup Criteria (EGLE 2018). Comprehensive analytical results are summarized in **Table 2**. Concentrations of COCs exceeding Part 201 Non-residential Generic Cleanup Criteria for 2Q 2021 include cis-1,2-DCE, trans-1,2-DCE, TCE, VC, and 1,4-dioxane. Exceedances of cis-1,2-DCE, trans-1,2-DCE, TCE, VC, and 1,4-dioxane from the four most recent quarters of data (July/August 2020, October/November 2020, February/March 2021, and May 2021) are summarized on **Figures 4** through **8**, respectively. All other site-specific compounds (i.e., 1,1-DCE and PCE) either were not detected at concentrations above the reporting limits or were detected at concentrations below Part 201 Non-residential Generic Cleanup Criteria for 2Q 2021.

3.2 Off-Site Groundwater Sampling

The off-site monitoring well groundwater results are compared to the Part 201 Residential Generic Cleanup Criteria (EGLE 2018) and the site-specific groundwater VI screening levels included as part of the Consent Decree; however, the site-specific screening levels provided for TCE and VC where groundwater may be in contact with a structure are below the typical target detection limits for these compounds. In December 2017, Ford requested and received EGLE approval to use the EGLE Remediation and Redevelopment Division target detection limits for TCE and VC of 1.0 microgram per liter (µg/L) as the groundwater screening level protective of VI at residential structures where there is potential for groundwater to be in contact.

Comprehensive off-site groundwater analytical results are summarized in **Table 4** and **Appendix B**. Only VC was detected during the 2Q 2021 event in off-site monitoring wells to the east of the site property at concentrations above the applicable criteria (1.0 µg/L). The results for 1,4-dioxane, TCE, and VC from the four most recent quarters of data (August 2020, November 2020, February/March 2021, and May 2021) for the off-site monitoring wells to the east of the site property boundary are provided on **Figures 9**, **10**, and **11**, respectively. Other site-specific compounds (i.e., cis-1,2-DCE, 1,1-DCE, 1,4-dioxane, trans-1,2-DCE, TCE, and PCE) either were not detected at concentrations above the reporting limits or were detected at concentrations below respective Part 201 Residential Generic Cleanup Criterion for 2Q 2021.

As outlined in the approved IGMP, the off-site upgradient monitoring wells located on the commercial property and city ROW will be sampled annually; cycling between the second and fourth quarters and beginning in the fourth quarter of 2021, to capture seasonal variability. As such, the off-site upgradient wells were not sampled in 2Q 2021.

3.3 Off-Site Vapor Intrusion

3.3.1 Ongoing Off-Site Vapor Intrusion Response Activities

Since September 2018, multiple media have been sampled to assess VI. To date, approximately 3,405 indoor air, ambient air, and sub-slab soil vapor samples (including duplicate samples) have been

This document is a DRAFT document that has not received approval from EGLE. This document was prepared pursuant to a court Consent Decree. The opinions, findings, and conclusions expressed are those of the authors and not those of EGLE.

collected at residential and commercial properties. Additionally, 60 water samples have been collected from residential properties where a sump is present. No vapor samples were collected in 2Q 2021 as part of the approved VI Response Activity Plan. Vapor samples will be collected from a select number of locations in third quarter 2021 as part of the *Conceptual Site Model and Requested Property Specific Monitoring Program for Five Offsite Mitigation Properties* (Arcadis 2021c) request dated February 22, 2021, which was approved on April 14, 2021.

3.4 Hydraulic Control System Operation and Performance Monitoring

The HCS performance is continuously evaluated and monitored. Treated water discharge volumes are documented daily and tabulated monthly (**Table 5**). System shutdowns are documented as detailed below. Samples are collected monthly and annually, as required, to document permit compliance for sanitary discharge and air emissions.

3.4.1 Hydraulic Control System Operation

The HCS operated with minimal unscheduled downtime during 2Q 2021. **Exhibit 1** describes the system shutdowns, approximate durations, and dates. Most of the downtime was to facilitate routine maintenance. The system operated with an uptime of 96.8 percent during 2Q 2021.

Exhibit 1: HCS Shutdown Summary

Date of Shutdown	Duration of Shutdowns	Summary of Shutdown
April 7, 2021, through April 10, 2021	67.3 hours	The system was shut down to perform a carbon changeout at both vessels. Field staff completed carbon changeout over the course of multiple days and HCS resumed to normal operation three days later.
April 26, 2021	0.6 hours	Well pumps were turned off to pump down the on-site water storage tank. Field staff completed pumping and the HCS resumed normal operation the same day.
May 21, 2021	0.7 hours	Well pumps were turned off to pump down the on-site water storage tank. Field staff completed pumping and the HCS resumed normal operation the same day.
June 11, 2021	0.5 hours	The system was shut down to perform backwashing on the lead carbon vessel, Field staff completed backwashing and the HCS resumed normal operation the same day.
June 15, 2021	1.2 hours	Well pumps were turned off to pump down the on-site water storage tank. Field staff completed pumping and the HCS resumed normal operation the same day.

During the reporting period, groundwater was extracted from the horizontal wells to maintain continuous and consistent drawdown in each horizontal well. Discharge volumes and flow rates tabulated monthly during the reporting period are summarized in **Exhibit 2**. Daily HCS discharge volumes and monthly discharge totals are provided in **Table 5** for the 2Q 2021 reporting period. The total volume of water collected and treated from system startup on March 15, 2017, through 2Q 2021 is 64,585,105 gallons.

This document is a DRAFT document that has not received approval from EGLE. This document was prepared pursuant to a court Consent Decree. The opinions, findings, and conclusions expressed are those of the authors and not those of EGLE.

Exhibit 2: HCS Treated Discharge Water Volume and Flow Rate Summary – 2Q 2021

Month	Volume Treated (gallons)	Average Operational Flow Rate* (gallons per minute)
April	1,117,045	29
May	1,158,507	26
June	1,231,419	29

Note:
*Treated volume divided by operating time.

Exhibit 3 depicts the cumulative constituent-specific mass removal of VOCs through the 2Q 2021 reporting period. Groundwater mass removal calculations are based on air stripper effluent vapor sampled from June 2017 through October 2020, then from combined influent liquid samples since November 2020.

Exhibit 3: HCS Mass Removal – 2Q 2021

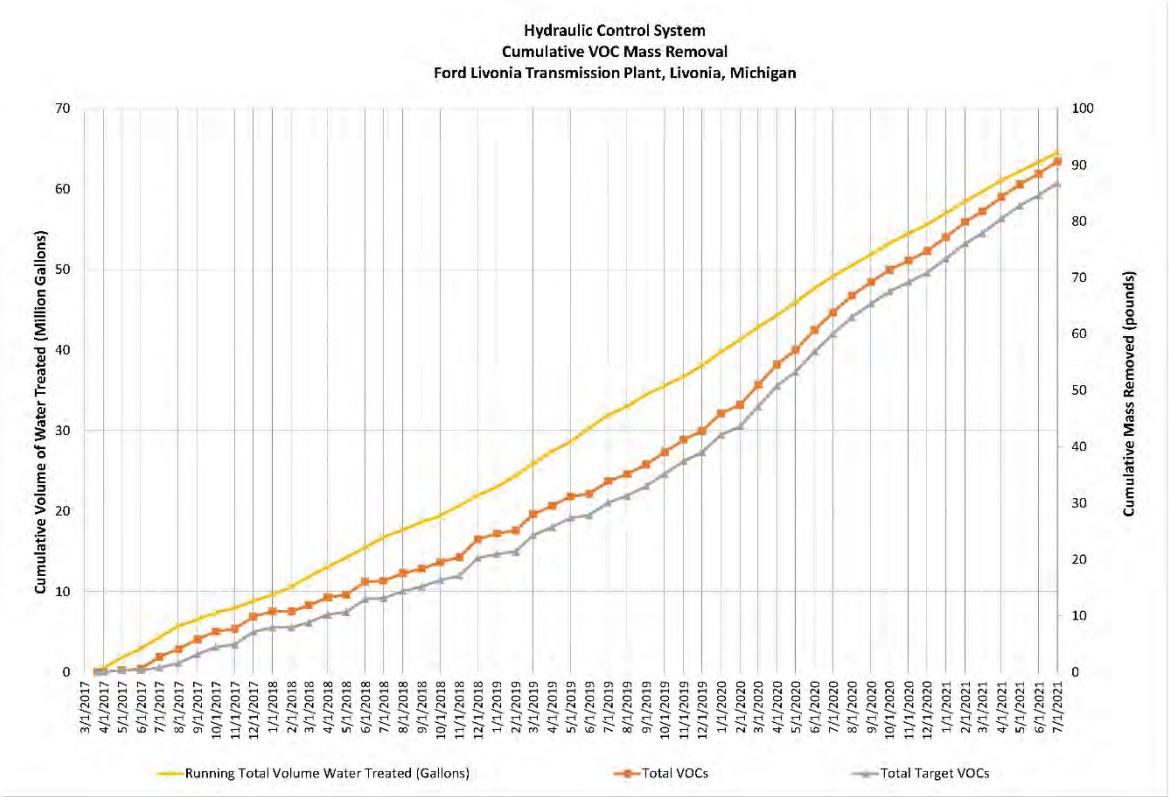

This document is a DRAFT document that has not received approval from EGLE. This document was prepared pursuant to a court Consent Decree. The opinions, findings, and conclusions expressed are those of the authors and not those of EGLE.

3.4.2 Maintenance Activities

Routine maintenance is required for effective operation of the HCS equipment and groundwater extraction. In 2Q 2021, maintenance activities included routine bag filter changes, system cleanings, and carbon back washing.

3.4.3 Hydraulic Control System Performance Monitoring

The performance of the HCS is evaluated in general accordance with USEPA guidance – A Systematic Approach for Evaluation of Capture Zone at Pump and Treat Systems (USEPA 2008) to demonstrate that the system is capturing groundwater as designed and mitigating additional migration of impacted groundwater to the east of the HCS. Three lines of evidence are used to evaluate system performance:

1. Groundwater elevation and horizontal gradient
2. Hydraulic response to pumping
3. Downgradient groundwater analytical trends

Aquifer response and well efficiency during 2Q 2021 remained consistent with previous quarters.

3.4.3.1 Groundwater Elevation

A groundwater elevation contour map, including the area around the HCS, is provided as **Figure 3**. The HCS wells are a horizontal groundwater sink oriented perpendicular to groundwater flow that captures groundwater flux across the approximately 2,000-foot-long cross-sectional area. The elevation of groundwater and the corresponding HCS total flow rate vary seasonally. The HCS extraction wells are equipped with variable speed pumps and can vary flow rate based on wet and dry seasons. The average monthly pumping rates (ranging from approximately 13 to 42 gallons per minute over the course of system operation) are consistent with the range of ambient groundwater flux rate calculated for the site. The hydraulic gradient west of the HCS is relatively consistent as groundwater approaches the HCS, and then exhibits a gap and is flat to the east of the system, extending to the LTP property boundary, before resuming and groundwater flow continues to the east. The groundwater contours suggest a deflection and removal of groundwater flux for the northern half of the HCS (ESD-1 and ESD-2) and a more pronounced inward gradient around wells ESD-3 and ESD-4 (**Figure 3**). This result is consistent with groundwater removal and capture at the site.

Consistent with USEPA guidance, hydraulic gradient direction was calculated for a series of well triplets located downgradient of the HCS. Groundwater gauging was completed for select wells on May 3, 2021. The well triplets and calculated flow vectors are shown on **Figure 12**. The May 2021 gradient map shows that flow was easterly near the northern portion of ESD-1 but turns more southerly near the southern portion of ESD-1 and inward toward the northern portion of ESD-2. Flow is south-southwesterly near ESD-3, bending inward at ESD-4. Overall, the deflection of groundwater gradient is consistent with continued removal of groundwater flux.

This document is a DRAFT document that has not received approval from EGLE. This document was prepared pursuant to a court Consent Decree. The opinions, findings, and conclusions expressed are those of the authors and not those of EGLE.

Hydraulic capture is difficult to evaluate for this system for several reasons:

- Aquifer response can be subtle (as outlined below), and low seasonal water levels during drier portions of the year confound observed drawdown within portions of the system area of influence.
- The coverage provided by the existing piezometers and monitoring wells is relatively sparse, and the well spacing relative to the HCS extraction wells is not optimum, particularly around ESD-1. Dense utilities in the area limit safe drilling locations and monitoring well spacing near the ESD wells is maintained to avoid striking the HCS during drilling (i.e., ESD well horizontal placement is plus or minus 5 feet).
- HCS well efficiency also tends to decrease with time, and regular maintenance (e.g., flushing) is required to maintain optimum performance. The ESD wells were most recently flushed in December 2020.

3.4.3.2 Hydraulic Response

Pressure transducers have been installed to monitor the system performance and influence on the aquifer system surrounding the HCS. Transducers are installed in 20 monitoring wells surrounding the HCS, at the southern end of the HCS wells above the pump, and within the northern access vaults for each well. Below is a list of the monitoring wells that are currently equipped with transducers to evaluate the performance of the HCS:

- ESD-1: MW-50, MW-62, PZ-01, PZ-08, PZ-14, and PZ-15 record water levels near the northernmost section of the system adjacent to ESD-1.
- ESD-2: MW-48, PZ-06, PZ-07, and PZ-09 record water levels near the center section of the system adjacent to well ESD-2.
- ESD-3: MW-46, MW-68, PZ-03, PZ-10, and PZ-13 record water levels near the center section of the system adjacent to well ESD-3.
- ESD-4: MW-45, MW-71, PZ-05, PZ-11, and PZ-12 record water levels near the southern section of the system adjacent to well ESD-4.
- The transducers located above the pumps on the southern end of each well are used to monitor pumping drawdown and modulate pumping rates for each well.
- The transducers located at the northern end of each HCS well are used to evaluate head loss along the length of the HCS well screen and evaluate pumping efficiency.
- The transducer located at MW-18 provides upgradient background water level data to help evaluate regional and seasonal groundwater elevation trends.

The transducer data for 2Q 2021 show piezometer and monitoring well groundwater elevation response in phase with pumping response, indicating hydraulic communication between the HCS wells and the surrounding aquifer. Hydrographs for each ESD well are provided in **Appendix D**.

This document is a DRAFT document that has not received approval from EGLE. This document was prepared pursuant to a court Consent Decree. The opinions, findings, and conclusions expressed are those of the authors and not those of EGLE.

3.4.3.3 Groundwater Analytical Trends

To date, up to 18 quarters of groundwater samples have been collected from monitoring wells beginning in 2016 (May 2016, April 2017, July 2017, November 2017, February 2018, May 2018, August 2018, October/November/December 2018, February/March 2019, May/June 2019, September 2019, November 2019, February/March 2020, May/June 2020, July/August 2020, October/November 2020, February/March 2021, and May 2021). Analytical results from the four most recent quarters of data are included on **Figures 4** through **11**. A key result of the performance monitoring is from monitoring well MW-71, which is located west of the HCS, opposite the primary zone of VOC impact migrating east from the LTP building. Since the installation of this well (April 2017), concentrations have been stable with only estimated detections of total DCE and VC at concentrations less than 1.0 µg/L.

Concentration trends for TCE, total DCE, and VC were reviewed at representative wells located along the axis of impacted areas (on-site and off-site) and at wells downgradient from the HCS between May 2016 and May 2021. Trend analysis from wells upgradient from the HCS can provide insights regarding source maturity. Stable concentrations (i.e., no trend with low variability in concentrations over time) and decreasing trends indicate that the source is mature or depleted. Increasing trends at individual source area wells can indicate an expanding plume, but also can reflect the wide range of concentrations and temporal variability common at source areas.

Trend analysis downgradient from the HCS provides the best measure of hydraulic capture performance; decreasing trends and no trends verify that the HCS is working, whereas increasing trends indicate a lack of capture.

Mann-Kendall trend tests were conducted at selected wells for constituents present at concentrations greater than applicable screening criteria, and coefficient of variation values were calculated. The methodology, preliminary results summary, figures, and trend graphs are included in **Appendix E**. Key findings of the Mann-Kendall trend test include the following:

- Upgradient from HCS (south): At monitoring wells in the southern impacted area, concentrations of TCE, total DCE, and VC (where present above applicable screening levels) show a statistically significant decreasing trend or no trend. The exceptions are MW-02, where total DCE shows a statistically significant increasing trend, and MW-10, where VC shows a statistically significant increasing trend. These two wells are located upgradient from the HCS along the core of the southern impacted area. Groundwater impacts associated with these two monitoring wells are captured by the HCS.
- Upgradient from HCS (north): VC concentration trends at monitoring wells upgradient from the HCS in the northern impacted area show statistically significant decreasing trends (TW-16-04 and MW-65). The exception is MW-50 immediately adjacent (upgradient) to ESD-1, which shows a statistically significant increasing trend. Analytical results from the last three quarters at MW-50 are within the historical range for this well.
- Downgradient from the HCS (on-site): Concentrations of VC at each monitoring well located downgradient from the HCS exhibit no statistically significant trend or decreasing trends. The exception being MW-69, which shows a statistically significant increasing trend.

This document is a DRAFT document that has not received approval from EGLE. This document was prepared pursuant to a court Consent Decree. The opinions, findings, and conclusions expressed are those of the authors and not those of EGLE.

  - Monitoring well MW-69 has fluctuated between <1 and 5.0 µg/L since April 2017. Since February 2019, the concentration of VC has been stable with concentrations ranging from 3.2 to 5.0 µg/L. The result during the 2Q 2021 event was 3.5 µg/L. A trend graph for MW-69 is included in **Appendix E**.

- Downgradient from the HCS (off-site): Concentrations of VC at monitoring wells MW-75D, MW-79D, and MW-85 show statistically significant decreasing trends. MW-72, MW-74, and MW-80SR show no significant trend, and MW-73SR and MW-73D did not meet the criteria for trend analysis.
  - VC concentrations at MW-75D decreased from 6.4 µg/L in May 2017 to 1.9 µg/L in May 2021.
  - VC concentrations at MW-79D decreased from 4.1 µg/L in July 2017 to 2.0 µg/L in May 2021.
  - VC concentrations at MW-85 decreased from 8.6 µg/L in May 2017 to 6.0 µg/L in May 2021.
  - VC concentrations at MW-72 concentrations do not show a statistically significant trend; however, concentrations have generally decreased from 3.9 µg/L in May 2017 to 1.0 µg/L in May 2021.
  - VC concentrations at MW-74 concentrations have fluctuated from <1 µg/L in May 2017, to a maximum of 4.1 µg/L in November 2020. The VC concentration measured in May 2021 was 3.4 µg/L.
  - VC concentrations of MW-80SR have fluctuated from 1.4 µg/L in December 2018 to a maximum concentration of 4.3 µg/L in August and November 2020. The concentration of VC at this location decreased to 1.6 ug/L in February 2021 but increased again to 3.4 µg/L in May 2021.

Except for a limited number of on-site upgradient monitoring wells and constituent combinations that show statistically significant increasing trends (total DCE at MW-02; VC at MW-10, and VC at MW-50) and one downgradient monitoring well with a statistically increasing trend for VC (MW-69), the observations and measurements to date indicate that the groundwater impacts are stable and/or show statistically significant decreasing trends. Results of this evaluation provide a key line of evidence to indicate that the HCS prevents further migration of groundwater impacts to the east of the HCS.

3.5 Summary of Hydraulic Control System Compliance Actions

Compliance sampling for the HCS GLWA discharge permit was completed each month. Samples were collected after treatment and before groundwater discharge. Samples were analyzed within appropriate hold times for constituents required by the discharge permit. **Exhibit 4** depicts the sampling parameters, methods, and discharge limits monitored for compliance with the GLWA discharge permit. Results of compliance samples have been within discharge limits since system startup. Self-monitoring reports are submitted to the GLWA every six months to document discharge compliance.

Exhibit 4: GLWA Discharge Limitations for HCS

Parameter	Analytical Method	Discharge Limit
Cadmium (Cd)	USEPA 200.7 – Metals	1.0 milligrams per liter (mg/L)
Chromium (Cr)	USEPA 200.7 – Metals	25 mg/L
Copper (Cu)	USEPA 200.7 – Metals	2.5 mg/L

This document is a DRAFT document that has not received approval from EGLE. This document was prepared pursuant to a court Consent Decree. The opinions, findings, and conclusions expressed are those of the authors and not those of EGLE.

Parameter	Analytical Method	Discharge Limit
Lead (Pb)	USEPA 200.7 – Metals	1.0 mg/L
Nickel (Ni)	USEPA 200.7 – Metals	5.0 mg/L
Mercury (Hg)	USEPA 245.1 – Mercury	Non-Detect
Silver (Ag)	USEPA 200.7	1.0 mg/L
Zinc (Zn)	USEPA 200.7	7.3 mg/L
Total Polychlorinated Biphenyls	USEPA 608.3	Non-Detect
Total Toxic Organic Compounds	USEPA 624.1 – VOCs USEPA 625.1 – Semi-Volatile Organic Compounds USEPA 625.1 Dioxin Screen USEPA 1613B – Dioxins and Furans	20 µg/L

The GLWA discharge permit limits the discharge volume of the HCS to 100,800 gallons per day. Discharge volumes, documented daily and tabulated monthly, have been within discharge limits since system startup. Tabulated discharge volumes for the 2Q 2021 reporting period are presented in **Table 5**.

Historical monthly vapor sampling has shown that the potential uncontrolled VOCs emissions from the system are below the exemption emission limits specified in both Rule 290 and Rule 291 Michigan Air Pollution Control Rules. The system currently operates under the Rule 291 exemption, with annual vapor sampling and monthly water sampling to evaluate Rule 291 compliance. Annual vapor sampling will be completed in October 2021. Vapor samples will be analyzed for VOCs using the USEPA Method TO-15 and results will be reported during the fourth quarter 2021 Progress Report. To date, all vapor emissions have been within discharge limits since system startup. Rule 290 and Rule 291 emissions calculations are documented and available upon request.

3.6 Interim Sub-Slab Depressurization System Operation and Performance Monitoring

The SSDS performance is continually evaluated and monitored. Vapor analytical samples are collected monthly to monitor mass removal, verify destruction efficiency of the catalytic oxidizer, and document emissions compliance with the Rule 290 air permitting exemption of the Michigan Air Pollution Control Rules.

During the reporting period, monthly vapor samples were collected and analyzed for VOCs using USEPA Method TO-15. All vapor emissions have been within discharge limits since system startup. Rule 290 emissions calculations are documented monthly and available upon request.

Exhibit 5 describes the approximate duration and date of each system shutdown. The system operated with an uptime of 94.2 percent during 2Q 2021.

This document is a DRAFT document that has not received approval from EGLE. This document was prepared pursuant to a court Consent Decree. The opinions, findings, and conclusions expressed are those of the authors and not those of EGLE.

Exhibit 5: SSDS Shutdown Summary – 2Q 2021

Date of Shutdown	Duration of Shutdowns	Summary of Shutdown
April 1, 2021	2.33 hours	Field staff shut down the system to perform maintenance on the blower. System was returned to operation the same day after maintenance was completed.
April 16, 2021	0.42 hours	Field staff shut down the system to perform maintenance on the blower. System was returned to operation the same day after maintenance was completed.
April 19, 2021	0.33 hours	Field staff shut down the system to perform maintenance on the blower. System was returned to operation the same day after maintenance was completed.
April 23, 2021	1.12 hours	Field staff shut down the system to perform maintenance on the blower. System was returned to operation the same day after maintenance was completed.
May 7, 2021	0.45 hours	Field staff shut down the system to perform maintenance on the blower. System was returned to operation the same day after maintenance was completed.
June 1, 2021, through June 2, 2021	15.77 hours	System restarted to resolve a programming issue.
Periodic from June 9, 2021, through June 28, 2021	105.77 hours	System restarts related to troubleshooting false high lower explosive limit alarms (six separate instances).

Exhibit 6 depicts the cumulative constituent-specific mass removal of VOCs from sub-slab soil vapor through the 2Q 2021 reporting period.

This document is a DRAFT document that has not received approval from EGLE. This document was prepared pursuant to a court Consent Decree. The opinions, findings, and conclusions expressed are those of the authors and not those of EGLE.

Exhibit 6: SSDS Mass Removal – 2Q 2021

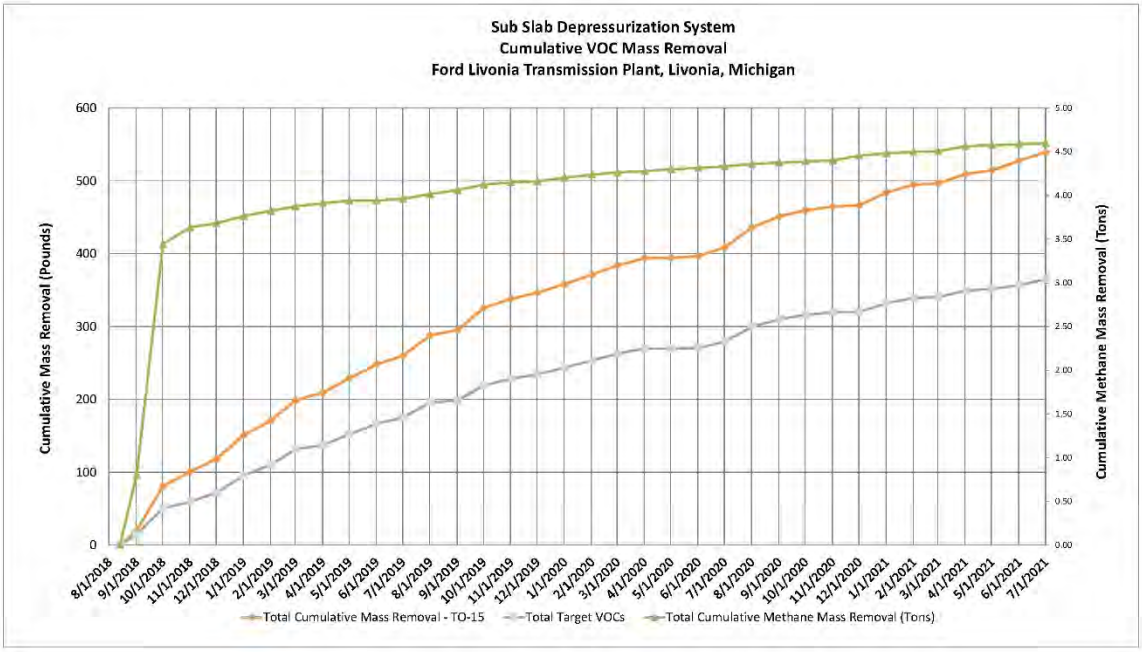

This document is a DRAFT document that has not received approval from EGLE. This document was prepared pursuant to a court Consent Decree. The opinions, findings, and conclusions expressed are those of the authors and not those of EGLE.

4 ACCESS AGREEMENTS

Access agreements were obtained for two properties where there was a change in ownership during 2Q 2021. Monitoring well MW-175S was not able to be sampled during 2Q 2021 due to access restrictions. Another access agreement will be sent to the property owner for signature prior to the next groundwater sampling event. Ford continues to negotiate in good faith to obtain access to the remaining residential property for completion of response activities and to acquire access to the commercial properties along Plymouth, west of Stark.

This document is a DRAFT document that has not received approval from EGLE. This document was prepared pursuant to a court Consent Decree. The opinions, findings, and conclusions expressed are those of the authors and not those of EGLE.

5 OTHER RELEVANT INFORMATION

5.1 Due Care Obligations

Response activities and plant activities are ongoing and maintain the due care obligation. In addition, to identify potential methane breakthrough, Arcadis performed weekly ambient air monitoring throughout the plant during 2Q 2021. The monitoring is biased toward locations where piping or conduits come through the slab and move above grade.

5.2 Public Outreach

Ford currently has an active website that allows the general public access to project updates: http://www.fordlivoniabostonbeaconproject.com. Additionally, during work implementation, Ford and Arcadis continue to communicate with EGLE and off-site property owners. In 2Q 2021, Ford and Arcadis established a bi-weekly meeting schedule with EGLE to provide updates on the ongoing environmental field activities. During 2Q 2021, meetings were completed on April 21 and 30, and June 4 and 18, 2021.

5.3 List of Reporting Documents

A list of all reporting documents submitted during the 2Q 2021 reporting period is included in **Exhibit 7**. During a meeting with EGLE on October 22, 2020, a switch from monthly to quarterly mitigation update letters and residential concern memos was discussed and agreed to. The next EGLE mitigation update letter will be submitted in July 2021.

Exhibit 7: Submitted Reporting Documents – 2Q 2021

Report Title	Submission Date
1Q 2021 Progress Report	April 30, 2021
Quarterly Mitigation EGLE Update Letter	April 30, 2021
Quarterly Residential Concern Memo	April 30, 2021
Interim Groundwater Monitoring Plan Addendum #1	May 12, 2021

This document is a DRAFT document that has not received approval from EGLE. This document was prepared pursuant to a court Consent Decree. The opinions, findings, and conclusions expressed are those of the authors and not those of EGLE.

6 WASTE MANAGEMENT

All investigation-derived waste, construction debris, or other waste is properly stored in labeled containers (e.g., 55-gallon drum, roll-off) pending off-site disposal. All waste is managed by Ford and Clean Harbors. Clean Harbors is the Total Waste Manager for the site. All purge water generated during the groundwater sampling event is containerized in buckets and passed through the groundwater treatment system on-site along with storm water collected from off-site mitigation crawl spaces following significant rain events. A total of 15 empty plastic drums were sent for reclamation, 9 drums and 3, 8-yard roll offs were disposed of during 2Q 2021.

This document is a DRAFT document that has not received approval from EGLE. This document was prepared pursuant to a court Consent Decree. The opinions, findings, and conclusions expressed are those of the authors and not those of EGLE.

7 PROPOSED SCHEDULE

Future response activities are scheduled as listed in **Exhibit 8**.

Exhibit 8: Response Activity Schedule

Response Activity	Proposed Schedule	Anticipated Completion
Third Quarter 2021 On-site Groundwater Sampling	August 2021	August 2021
Third Quarter 2021 Off-site Groundwater Sampling	August 2021	August 2021
HCS Performance Monitoring	Monthly	Ongoing
SSDS Performance Monitoring	Monthly	Ongoing
Off-Site VI sampling	October 2021	Ongoing
Off-Site Mitigation Operation, Monitoring, and Maintenance	As needed	Ongoing
On-Site and Off-Site Utility Corridor VI Assessment	Third Quarter 2021	Ongoing

This document is a DRAFT document that has not received approval from EGLE. This document was prepared pursuant to a court Consent Decree. The opinions, findings, and conclusions expressed are those of the authors and not those of EGLE.

8 REFERENCES

Arcadis. 2017a. Quality Assurance Project Plan for the Ford Livonia Transmission Plant – On-Site. August.

Arcadis. 2017b. Quality Assurance Project Plan for the Ford Livonia Transmission Plant – Off-Site. August.

Arcadis. 2017c. Conceptual Site Model. August 25.

Arcadis. 2018a. Response Activity Plan - Vapor Intrusion Evaluation. April 13.

Arcadis. 2018b. Response Activity Plan - Remedial Investigation. April 13.

Arcadis. 2020a. Response Activity Plan – Utility Corridor Evaluation. February 11.

Arcadis. 2020b. Response Activity Plan – Utility Corridor Evaluation Addendum. December 4.

Arcadis. 2021a. Interim Groundwater Monitoring Plan. January 26.

Arcadis. 2021b. Response Activity Plan – Utility Corridor Evaluation Addendum 2. January 27.

Arcadis. 2021c. Conceptual Site Model and Requested Property Specific Monitoring Program for Five Offsite Mitigation Properties. February 22.

EGLE. 2018. Part 201 Groundwater: Residential and Nonresidential Part 201 Generic Cleanup Criteria and Screening Levels. Michigan Department of Environment, Great Lakes, and Energy. June.

USEPA. 2008. A Systematic Approach for Evaluation of Capture Zones at Pump and Treat Systems. U.S. Environmental Protection Agency, Washington, DC, EPA/600/R-08/003.

This document is a DRAFT document that has not received approval from EGLE. This document was prepared pursuant to a court Consent Decree. The opinions, findings, and conclusions expressed are those of the authors and not those of EGLE.

TABLES

Table 1
On-Site Groundwater Elevations
Ford Livonia Transmission Plant
36200 Plymouth Road
Livonia, Michigan

Well ID	TOC Elevation[1] (ft. amsl)	Screen Interval (ft. bgs)	Gauging Date	Depth to LNAPL (ft. btoc)	Depth to Water (ft. btoc)	Total Depth (ft. btoc)	LNAPL Elevation (ft. amsl)	LNAPL Thickness (ft.)	Groundwater Elevation (ft. amsl)	Corrected Groundwater Elevation (ft. amsl)
LMW-15-01	673.98	7.0-12.0	11/16/15	8.42	11.36	12.00	665.56	2.94	662.62	664.97
			11/25/15	8.44	11.35	12.00	665.54	2.91	662.63	664.96
			11/30/15	8.38	11.36	12.00	665.60	2.98	662.62	665.01
			12/08/15	8.35	11.35	12.00	665.63	3.00	662.63	665.03
			11/06/17	Could Not Open						
			02/05/18							
			05/07/18	8.34	10.44	NM	665.64	2.10	663.54	665.22
			08/16/18	8.48	10.82	NM	665.50	2.34	663.16	665.03
			11/19/18	8.30	11.30	NM	665.68	3.00	662.68	665.08
			02/22/19	8.36	10.30	11.66	665.62	1.94	663.68	665.23
			06/14/19	8.21	9.42	11.70	665.77	1.21	664.56	665.53
			09/26/19	8.47	10.90	11.66	665.51	2.43	663.08	665.03
			11/04/19	8.43	10.80	NM	665.55	2.37	663.18	665.08
			02/05/20	8.25	9.63	NM	665.73	1.38	664.35	665.46
			05/18/20	8.28	10.12	NM	665.70	1.84	663.86	665.33
			08/17/20	8.36	10.45	NM	665.62	2.09	663.53	665.20
			11/20/20	8.67	11.31	NM[5]	665.31	2.64	662.67	664.78
			02/08/21	8.75	11.35	NM	665.23	2.60	662.63	664.71
			05/03/21	8.88	11.36	NM	665.10	2.48	662.62	664.61
LMW-15-02	673.90	7.0-12.0	11/16/15	7.70	10.10	12.00	666.20	2.40	663.80	665.72
			11/25/15	7.68	9.83	12.00	666.22	2.15	664.07	665.79
			11/30/15	7.66	9.84	12.00	666.24	2.18	664.06	665.80
			12/09/15	7.60	9.76	12.00	666.30	2.16	664.14	665.86
			11/06/17	8.39	11.13	NM	665.51	2.74	662.77	664.96
			02/05/18	8.54	11.02	NM	665.36	2.48	662.88	664.86
			05/07/18	8.31	9.91	NM	665.59	1.60	663.99	665.27
			08/16/18	8.34	9.56	NM	665.56	1.22	664.34	665.31
			11/19/18	8.38	11.32	NM	665.52	2.94	662.58	664.93
			02/22/19	8.35	10.34	11.67	665.55	1.99	663.56	665.15
			06/14/19	8.18	9.01	11.70	665.72	0.83	664.89	665.55
			09/26/19	8.32	10.21	11.67	665.58	1.89	663.69	665.20
			11/04/19	8.33	10.50	NM	665.57	2.17	663.40	665.13
			02/05/20	8.22	9.46	NM	665.68	1.24	664.44	665.43
			05/18/20	8.20	9.29	NM	665.70	1.09	664.61	665.48
			08/17/20	8.20	9.41	NM	665.70	1.21	664.49	665.45
			11/20/20	8.39	10.69	NM[5]	665.51	2.30	663.21	665.05
			02/08/21	8.38	10.38	NM	665.52	2.00	663.52	665.12
			05/03/21	8.37	10.38	NM	665.53	2.01	663.52	665.12
LMW-15-03	670.18	7.0-12.0	11/16/15	6.01	7.46	12.00	664.17	1.45	662.72	663.88
			11/25/15	5.92	7.04	12.00	664.26	1.12	663.14	664.04
			11/30/15	5.81	6.94	12.00	664.37	1.13	663.24	664.14
			12/11/15	5.83	7.26	12.00	664.35	1.43	662.92	664.06
			11/06/17	6.36	7.49	NM	663.82	1.13	662.69	663.59
			02/05/18	6.62	8.41	NM	663.56	1.79	661.77	663.20
			05/07/18	6.03	7.06	NM	664.15	1.03	663.12	663.94
			08/16/18	6.19	6.41	NM	663.99	0.22	663.77	663.95
			11/19/18	NM	NM	NM	NA	NA	NM	NM
			02/22/19	6.38	7.49	11.33	663.80	1.11	662.69	663.58
			06/14/19	5.80	6.85	11.73	664.38	1.05	663.33	664.17
			09/26/19	6.44	7.54	NM	663.74	1.10	662.64	663.52
			11/04/19	6.09	7.30	NM	664.09	1.21	662.88	663.85
			02/05/20	6.16	6.87	NM	664.02	0.71	663.31	663.88
			05/18/20	6.22	7.15	NM	663.96	0.93	663.03	663.77
			08/17/20	6.33	7.33	NM	663.85	1.00	662.85	663.65
			11/20/20	6.72	8.12	NM[5]	663.46	1.40	662.06	663.18
			02/08/21	6.75	8.40	11.72	663.43	1.65	661.78	663.10
			05/03/21	6.60	7.72	NM	663.58	1.12	662.46	663.36
LMW-15-04	673.92	6.0-11.0	11/16/15	7.10	8.79	11.00	666.82	1.69	665.13	666.48
			11/25/15	7.10	8.79	11.00	666.82	1.69	665.13	666.48
			11/30/15	7.06	8.79	11.00	666.86	1.73	665.13	666.52
			12/09/15	7.00	8.86	11.00	666.92	1.86	665.06	666.55
			11/06/17	Could Not Open						
			02/05/18							
			05/07/18	7.68	9.20	NM	666.24	1.52	664.72	665.94
			08/16/18	7.60	9.28	NM	666.32	1.68	664.64	665.99
			11/19/18	7.64	9.20	NM	666.28	1.56	664.72	665.97
			02/22/19	7.69	9.19	10.79	666.23	1.50	664.73	665.93
			06/14/19	7.44	8.97	11.22	666.48	1.53	664.95	666.18
			09/26/19	7.62	9.20	11.20	666.30	1.58	664.72	665.99
			11/04/19	Could Not Open						
			02/05/20	7.51	8.98	NM	666.41	1.47	664.94	666.12
			05/18/20	7.46	8.90	NM	666.46	1.44	665.02	666.17
			08/17/20	7.52	8.96	NM	666.40	1.44	664.96	666.11
			11/20/20	7.78	9.23	NM[5]	666.14	1.45	664.69	665.85
			02/08/21	7.84	9.25	NM	666.08	1.41	664.67	665.80
			05/03/21	7.85	9.33	NM	666.07	1.48	664.59	665.78
LMW-15-05	673.93	7.0-12.0	11/16/15	8.50	10.20	12.00	665.43	1.70	663.73	665.09
			11/25/15	8.50	9.99	12.00	665.43	1.49	663.94	665.14
			11/30/15	8.47	9.98	12.00	665.46	1.51	663.95	665.16
			12/08/15	8.42	9.92	12.00	665.51	1.50	664.01	665.21
			11/06/17	Could Not Locate						
			02/05/18							
			05/07/18							
			08/16/18	8.98	10.53	NM	664.95	1.55	663.40	664.64
			11/19/18	8.91	10.38	NM	665.02	1.47	663.55	664.73
			02/22/19	8.99	10.49	11.85	664.94	1.50	663.44	664.64
			06/14/19	8.66	10.00	11.83	665.27	1.34	663.93	665.01
			09/26/19	8.96	10.51	NM	664.97	1.55	663.42	664.66
			11/04/19	8.95	10.38	NM	664.98	1.43	663.55	664.70
			02/05/20	Could Not Access Well, covered by storage racks/pallets						
			05/18/20	8.85	10.22	NM	665.08	1.37	663.71	664.81
			08/17/20	8.81	10.19	NM	665.12	1.38	663.74	664.85
			11/20/20	9.14	10.70	NM[5]	664.79	1.56	663.23	664.48
			02/08/21	9.22	10.75	NM	664.71	1.53	663.18	664.41
			05/03/21	9.05	10.57	NM	664.88	1.52	663.36	664.58

See Notes on Last Page.

Table 1
On-Site Groundwater Elevations
Ford Livonia Transmission Plant
36200 Plymouth Road
Livonia, Michigan

Well ID	TOC Elevation[1] (ft. amsl)	Screen Interval (ft. bgs)	Gauging Date	Depth to LNAPL (ft. btoc)	Depth to Water (ft. btoc)	Total Depth (ft. btoc)	LNAPL Elevation (ft. amsl)	LNAPL Thickness (ft.)	Groundwater Elevation (ft. amsl)	Corrected Groundwater Elevation (ft. amsl)
LMW-15-06	673.93	7.0-12.0	11/16/15	6.92	8.82	12.00	667.01	1.90	665.11	666.63
			11/25/15	6.89	8.52	12.00	667.04	1.63	665.41	666.72
			11/30/15	6.74	8.39	12.00	667.19	1.65	665.54	666.86
			12/09/15	6.62	8.40	12.00	667.31	1.78	665.53	666.96
			11/06/17	Could Not Open						
			02/05/18							
			05/07/18	6.57	8.16	NM	667.36	1.59	665.77	667.05
			08/16/18	6.93	8.64	NM	667.00	1.71	665.29	666.66
			11/19/18	6.88	8.40	NM	667.05	1.52	665.53	666.75
			02/22/19	6.79	8.42	11.50	667.14	1.63	665.51	666.82
			06/14/19	6.35	8.10	11.53	667.58	1.75	665.83	667.23
			09/26/19	Could Not Open						
			11/04/19	6.70	8.16	NM	667.23	1.46	665.77	666.94
			02/05/20	6.23	7.64	NM	667.70	1.41	666.29	667.42
			05/18/20	6.30	7.83	NM	667.63	1.53	666.10	667.33
			08/17/20	6.58	8.38	NM	667.35	1.80	665.55	666.99
			11/20/20	6.91	8.61	NM[5]	667.02	1.70	665.32	666.68
			02/08/21	6.96	8.61	NM	666.97	1.65	665.32	666.64
			05/03/21	6.74	8.50	NM	667.19	1.76	665.43	666.84
LMW-15-07	673.52	7.0-12.0	11/16/15	NP	7.70	12.00	NA	NA	665.82	665.82
			11/25/15	NP	7.32	12.00	NA	NA	666.20	666.20
			11/30/15	7.14	7.15	12.00	666.38	0.01	666.37	666.38
			12/11/15	7.08	7.09	12.00	666.44	0.01	666.43	666.44
			11/06/17	7.43	7.53	NM	666.09	0.10	665.99	666.07
			02/05/18	Could Not Locate						
			05/07/18							
			08/16/18	7.22	7.34	NM	666.30	0.12	666.18	666.28
			11/19/18	Could Not Locate						
			02/22/19							
			06/14/19	6.31	6.40	11.70	667.21	0.09	667.12	667.19
			09/26/19	7.30	7.35	NM	666.22	0.05	666.17	666.21
			11/04/19	6.52	6.64	NM	667.00	0.12	666.88	666.98
			02/05/20	6.02	6.10	NM	667.50	0.08	667.42	667.48
			05/18/20	5.98	6.02	NM	667.54	0.04	667.50	667.53
			08/17/20	6.79	6.82	NM	666.73	0.03	666.70	666.72
			11/20/20	7.16	7.18	NM[5]	666.36	0.02	666.34	666.36
			02/08/21	7.19	7.21	NM	666.33	0.02	666.31	666.33
			05/03/21	6.87	6.89	NM	666.65	0.02	666.63	666.65
LMW-15-08	673.88	7.5-12.5	11/16/15	NP	6.30	12.50	NA	NA	667.58	667.58
			11/25/15	6.25	6.26	12.50	667.63	0.01	667.62	667.63
			11/30/15	6.12	6.13	12.50	667.76	0.01	667.75	667.76
			12/11/15	6.09	6.10	12.50	667.79	0.01	667.78	667.79
			11/06/17	Could Not Open						
			02/05/18							
			05/07/18	5.72	7.35	NM	668.16	1.63	666.53	667.84
			08/16/18	6.04	7.72	NM	667.84	1.68	666.16	667.51
			11/19/18	5.83	7.59	NM	668.05	1.76	666.29	667.70
			02/22/19	5.92	7.59	12.34	667.96	1.67	666.29	667.63
			06/14/19	Could Not Locate						
			09/26/19	6.10	7.74	NM	667.78	1.64	666.14	667.45
			11/04/19	5.80	7.41	NM	668.08	1.61	666.47	667.76
			02/05/20	5.44	7.03	NM	668.44	1.59	666.85	668.12
			05/18/20	5.47	7.05	NM	668.41	1.58	666.83	668.10
			08/17/20	5.74	7.33	NM	668.14	1.59	666.55	667.82
			11/20/20	6.09	7.71	NM[5]	667.79	1.62	666.17	667.47
			02/08/21	6.15	7.77	NM	667.73	1.62	666.11	667.41
			05/03/21	5.96	7.60	NM	667.92	1.64	666.28	667.59
LMW-15-09	673.93	7.0-12.0	11/16/15	7.82	10.62	12.00	666.11	2.80	663.31	665.55
			11/25/15	7.76	10.51	12.00	666.17	2.75	663.42	665.62
			11/30/15	7.72	10.32	12.00	666.21	2.60	663.61	665.69
			12/10/15	7.73	10.38	12.00	666.20	2.65	663.55	665.67
			11/06/17	8.29	NA	11.75	665.64	3.71	NM	NM**
			02/05/18	8.58	10.50	NM	665.35	1.92	663.43	664.96
			05/07/18	7.95	9.39	NM	665.98	1.44	664.54	665.69
			08/16/18	8.12	10.45	NM	665.81	2.33	663.48	665.34
			11/19/18	8.04	10.01	NM	665.89	1.97	663.92	665.49
			02/22/19	8.09	10.40	11.70	665.84	2.31	663.53	665.38
			06/14/19	Could Not Open						
			09/26/19							
			11/04/19							
			02/05/20	7.98	8.46	NM	665.95	0.48	665.47	665.85
			05/18/20	7.82	9.51	NM	666.11	1.69	664.42	665.77
			08/17/20	7.89	9.44	NM	666.04	1.55	664.49	665.73
			11/20/20	8.01	10.81	NM[5]	665.92	2.80	663.12	665.36
			02/08/21	8.80	10.59	NM	665.13	1.79	663.34	664.77
			05/03/21	8.01	10.05	NM	665.92	2.04	663.88	665.51
LMW-15-10	673.89	7.0-12.0	11/16/15	8.40	9.26	12.00	665.49	0.86	664.63	665.32
			11/25/15	8.32	9.13	12.00	665.57	0.81	664.76	665.41
			11/30/15	8.24	8.96	12.00	665.65	0.72	664.93	665.51
			12/10/15	8.18	8.79	12.00	665.71	0.61	665.10	665.59
			11/06/17	8.69	9.50	NM	665.20	0.81	664.39	665.04
			02/05/18	8.50	8.58	NM	665.39	0.08	665.31	665.38
			05/07/18	8.15	8.28	NM	665.74	0.13	665.61	665.72
			08/16/18	8.47	9.16	NM	665.42	0.69	664.73	665.29
			11/19/18	Could Not Locate						
			02/22/19	8.34	8.65	11.50	665.55	0.31	665.24	665.49
			06/14/19	Could Not Locate						
			09/26/19							
			11/04/19							
			02/05/20							
			05/18/20							
			08/17/20							
			11/20/20							
			02/08/21							
			05/03/21							

See Notes on Last Page.

Table 1
On-Site Groundwater Elevations
Ford Livonia Transmission Plant
36200 Plymouth Road
Livonia, Michigan

Well ID	TOC Elevation[1] (ft. amsl)	Screen Interval (ft. bgs)	Gauging Date	Depth to LNAPL (ft. btoc)	Depth to Water (ft. btoc)	Total Depth (ft. btoc)	LNAPL Elevation (ft. amsl)	LNAPL Thickness (ft.)	Groundwater Elevation (ft. amsl)	Corrected Groundwater Elevation (ft. amsl)
LMW-20-11	670.61	5.0-15.0	05/18/20	NP	5.21	14.49	NA	NA	665.40	665.40
			08/17/20	NP	5.80	NM	NA	NA	664.81	664.81
			11/20/20	NP	6.03	NM[5]	NA	NA	664.58	664.58
			02/08/21	NP	5.94	14.49	NA	NA	664.67	664.67
			05/03/21	NP	5.78	14.48	NA	NA	664.83	664.83
LMW-20-12	673.83	7.0-17.0	05/18/20	NP	7.88	16.45	NA	NA	665.95	665.95
			08/17/20	NP	7.92	NM	NA	NA	665.91	665.91
			11/20/20	NP	8.20	NM[5]	NA	NA	665.63	665.63
			02/08/21	NP	8.25	16.42	NA	NA	665.58	665.58
			05/03/21	NP	8.24	16.40	NA	NA	665.59	665.59
LMW-20-13	673.67	6.0-16.0	05/18/20	NP	7.42	14.25	NA	NA	666.25	666.25
			08/17/20	NP	7.55	NM	NA	NA	666.12	666.12
			11/20/20	NP	7.82	NM[5]	NA	NA	665.85	665.85
			02/08/21	NP	7.84	14.25	NA	NA	665.83	665.83
			05/03/21	NP	7.81	14.26	NA	NA	665.86	665.86
LMW-20-14	673.74	6.0-16.0	05/18/20	NP	6.52	14.97	NA	NA	667.22	667.22
			08/17/20	NP	6.70	NM	NA	NA	667.04	667.04
			11/20/20	NP	6.94	NM[5]	NA	NA	666.80	666.80
			02/08/21	NP	7.09	15.04	NA	NA	666.65	666.65
			05/03/21	NP	7.08	14.97	NA	NA	666.66	666.66
LMW-20-15	671.44	7.5-17.5	05/18/20	NP	6.05	15.00	NA	NA	665.39	665.39
			08/17/20	NP	7.32	NM	NA	NA	664.12	664.12
			11/20/20	NP	7.79	NM[5]	NA	NA	663.65	663.65
			02/08/21	NP	7.93	15.80	NA	NA	663.51	663.51
			05/03/21	NP	8.05	15.80	NA	NA	663.39	663.39
LMW-20-16	672.78	7.5-17.5	05/18/20	NP	8.82	16.33	NA	NA	663.96	663.96
			08/17/20	NP	8.88	NM	NA	NA	663.90	663.90
			11/20/20	NP	9.42	NM[5]	NA	NA	663.36	663.36
			02/08/21	NP	9.58	16.32	NA	NA	663.20	663.20
			05/03/21	NP	9.55	16.30	NA	NA	663.23	663.23
LMW-20-17	670.80	7.0-17.0	05/18/20	7.32	7.72	NM	663.48	0.40	663.08	663.40
			08/17/20	7.47	8.17	NM	663.33	0.70	662.63	663.19
			11/20/20	7.81	8.81	NM[5]	662.99	1.00	661.99	662.79
			02/08/21	7.92	8.90	15.00	662.88	0.98	661.90	662.68
			05/03/21	7.80	8.45	NM	663.00	0.65	662.35	662.87
LMW-20-18	668.58	6.5-16.5	05/18/20	NP	6.95	15.82	NA	NA	661.63	661.63
			08/17/20	NP	5.80	NM	NA	NA	662.78	662.78
			11/20/20	NP	6.22	NM[5]	NA	NA	662.36	662.36
			02/08/21	NP	6.47	14.90	NA	NA	662.11	662.11
			05/03/21	NP	6.55	14.90	NA	NA	662.03	662.03
LMW-20-19	673.51	6.0-16.0	05/18/20	6.71	7.16	NM	666.80	0.45	666.35	666.71
			08/17/20	6.88	7.54	NM	666.63	0.66	665.97	666.50
			11/20/20	7.11	8.39	NM[5]	666.40	1.28	665.12	666.14
			02/08/21	7.14	8.39	NM	666.37	1.25	665.12	666.12
			05/03/21	7.05	7.81	NM	666.46	0.76	665.70	666.31
LMW-20-20	672.64	4.0-14.0	05/18/20	NP	5.78	13.25	NA	NA	666.86	666.86
			08/17/20	NP	5.87	NM	NA	NA	666.77	666.77
			11/20/20	NP	6.22	NM[5]	NA	NA	666.42	666.42
			02/08/21	NP	6.31	13.25	NA	NA	666.33	666.33
			05/03/21	NP	6.45	13.12	NA	NA	666.19	666.19
LMW-20-21	673.62	7.0-17.0	05/18/20	NP	9.24	16.20	NA	NA	664.38	664.38
			08/17/20	NP	9.51	NM	NA	NA	664.11	664.11
			11/20/20	NP	9.81	NM[5]	NA	NA	663.81	663.81
			02/08/21	NP	9.78	16.19	NA	NA	663.84	663.84
			05/03/21	NP	9.63	16.19	NA	NA	663.99	663.99
LMW-20-22	673.70	6.5-16.5	05/18/20	NP	6.91	15.78	NA	NA	666.79	666.79
			08/17/20	NP	7.05	NM	NA	NA	666.65	666.65
			11/20/20	NP	7.31	NM[5]	NA	NA	666.39	666.39
			02/08/21	NP	7.32	15.75	NA	NA	666.38	666.38
			05/03/21	NP	7.26	15.73	NA	NA	666.44	666.44
LMW-20-23	671.70	5.0-15.0	05/18/20	NP	6.20	13.92	NA	NA	665.50	665.50
			08/17/20	NP	6.48	NM	NA	NA	665.22	665.22
			11/20/20	NP	6.94	NM[5]	NA	NA	664.76	664.76
			02/08/21	NP	7.02	13.92	NA	NA	664.68	664.68
			05/03/21	NP	7.17	13.93	NA	NA	664.53	664.53
LMW-20-24	672.07	2.0-12.0	08/17/20	NP	2.83	NM	NA	NA	669.24	669.24
			11/20/20	NP	3.16	NM[5]	NA	NA	668.91	668.91
			02/08/21	NP	3.27	11.39	NA	NA	668.80	668.80
			05/03/21	NP	3.05	11.36	NA	NA	669.02	669.02
LMW-20-25	670.58	3.0-13.0	08/17/20	Could Not Access Well						
			11/20/20	7.42	7.42	NM[5]	663.16	0.00	663.16	663.16
			02/08/21	Could Not Access Well, covered by ice/snow						
			05/03/21	Could Not Access Well, covered by storage racks/pallets						
LMW-20-26	670.70	5.0-15.0	08/17/20	NP	6.95	NM	NA	NA	663.75	663.75
			11/20/20	NP	7.37	NM[5]	NA	NA	663.33	663.33
			02/08/21	NP	7.41	14.21	NA	NA	663.29	663.29
			05/03/21	NP	7.17	14.01	NA	NA	663.53	663.53
LMW-20-27	670.35	5.0-15.0	08/17/20	NP	5.57	NM	NA	NA	664.78	664.78
			11/20/20	NP	7.96	NM[5]	NA	NA	662.39	662.39
			02/08/21	NP	8.02	14.46	NA	NA	662.33	662.33
			05/03/21	NP	7.88	14.47	NA	NA	662.47	662.47
LMW-20-28	673.75	4.5-14.5	08/17/20	NP	6.18	NM	NA	NA	667.57	667.57
			11/20/20	6.39	6.55	NM[5]	667.36	0.16	667.20	667.33
			02/08/21	6.40	6.62	NM	667.35	0.22	667.13	667.31
			05/03/21	6.31	6.55	NM	667.44	0.24	667.20	667.39
MW-01	670.77	14.0-19.0	04/17/17	NP	3.82	18.61	NA	NA	666.95	666.95
			07/24/17	NP	3.57	18.44	NA	NA	667.20	667.20
			11/06/17	NP	3.93	18.78	NA	NA	666.84	666.84
			02/05/18	Could Not Access Well, well submerged under water						
			05/07/18	NP	3.88	18.60	NA	NA	666.89	666.89
			08/16/18	NP	3.73	NM	NA	NA	667.04	667.04
			11/19/18	NP	3.30	NM	NA	NA	667.47	667.47
			03/01/19	NP	4.77	18.53	NA	NA	666.00	666.00
			06/14/19	NP	3.17	18.64	NA	NA	667.60	667.60
			09/26/19	NP	3.65	18.65	NA	NA	667.12	667.12
			11/04/19	Could Not Access Well, well submerged under water						

See Notes on Last Page.

Table 1
On-Site Groundwater Elevations
Ford Livonia Transmission Plant
36200 Plymouth Road
Livonia, Michigan

Well ID	TOC Elevation[1] (ft. amsl)	Screen Interval (ft. bgs)	Gauging Date	Depth to LNAPL (ft. btoc)	Depth to Water (ft. btoc)	Total Depth (ft. btoc)	LNAPL Elevation (ft. amsl)	LNAPL Thickness (ft.)	Groundwater Elevation (ft. amsl)	Corrected Groundwater Elevation (ft. amsl)
MW-01	670.77	14.0-19.0	02/05/20	NP	3.38	NM	NA	NA	667.39	667.39
			05/18/20	NM[4]	NM[4]	NM[4]	NA[4]	NA[4]	NM[4]	NM[4]
			08/17/20	NP	3.50	NM	NA	NA	667.27	667.27
			11/20/20	NP	3.82	NM[5]	NA	NA	666.95	666.95
			02/08/21	Could Not Access Well, covered by ice/snow						
			05/03/21	NP	0.00	16.23	NA	NA	670.77	670.77
MW-02	673.80	15.5-20.5	05/12/16	NP	6.35	19.52	NA	NA	667.45	667.45
			04/17/17	NP	6.91	19.45	NA	NA	666.89	666.89
			07/24/17	NP	6.99	19.44	NA	NA	666.81	666.81
			11/06/17	NP	7.24	19.50	NA	NA	666.56	666.56
			02/05/18	NP	7.42	19.55	NA	NA	666.38	666.38
			05/07/18	NP	6.92	19.47	NA	NA	666.88	666.88
			08/16/18	NP	7.03	NM	NA	NA	666.77	666.77
			11/19/18	NP	6.56	NM	NA	NA	667.24	667.24
			03/01/19	NP	6.90	19.42	NA	NA	666.90	666.90
			06/14/19	NP	6.69	19.50	NA	NA	667.11	667.11
			09/26/19	NP	6.98	19.43	NA	NA	666.82	666.82
			11/04/19	NP	6.88	19.48	NA	NA	666.92	666.92
			02/05/20	NP	6.78	NM	NA	NA	667.02	667.02
			05/18/20	NP	6.75	19.47	NA	NA	667.05	667.05
			08/17/20	NP	6.83	NM	NA	NA	666.97	666.97
			11/20/20	NP	7.07	NM[5]	NA	NA	666.73	666.73
			02/08/21	NP	7.18	19.52	NA	NA	666.62	666.62
			05/03/21	Could Not Access Well, covered by storage racks/pallets						
MW-03	673.61	14.0-19.0	05/12/16	NP	5.82	18.79	NA	NA	667.79	667.79
			04/17/17	NP	7.09	18.72	NA	NA	666.52	666.52
			07/24/17	NP	7.29	18.43	NA	NA	666.32	666.32
			11/06/17	NP	7.61	18.80	NA	NA	666.00	666.00
			02/05/18	NP	7.70	18.87	NA	NA	665.91	665.91
			05/07/18	NP	7.23	18.74	NA	NA	666.38	666.38
			08/16/18	NP	7.48	NM	NA	NA	666.13	666.13
			11/19/18	NP	7.34	NM	NA	NA	666.27	666.27
			02/22/19	7.25	7.27	18.78	666.36	0.02	666.34	666.36
			06/14/19	NP	7.10	18.64	NA	NA	666.51	666.51
			09/26/19	NP	7.36	18.65	NA	NA	666.25	666.25
			11/04/19	NP	7.25	18.63	NA	NA	666.36	666.36
			02/05/20	NP	7.04	NM	NA	NA	666.57	666.57
			05/18/20	NP	6.91	18.64	NA	NA	666.70	666.70
			08/17/20	NP	7.10	NM	NA	NA	666.51	666.51
			11/20/20	NP	7.33	NM[5]	NA	NA	666.28	666.28
			02/08/21	NP	7.33	18.64	NA	NA	666.28	666.28
			05/03/21	NP	7.26	18.65	NA	NA	666.35	666.35
MW-04	673.85	15.5-20.5	05/13/16	NP	7.15	20.20	NA	NA	666.70	666.70
			04/17/17	NP	7.57	20.09	NA	NA	666.28	666.28
			07/24/17	NP	7.61	19.93	NA	NA	666.24	666.24
			11/06/17	NP	7.94	20.05	NA	NA	665.91	665.91
			02/05/18	NP	8.50	20.16	NA	NA	665.35	665.35
			05/07/18	NP	7.60	20.12	NA	NA	666.25	666.25
			08/16/18	NP	7.73	NM	NA	NA	666.12	666.12
			11/19/18	NP	7.59	NM	NA	NA	666.26	666.26
			02/22/19	7.64	7.67	19.93	666.21	0.03	666.18	666.20
			06/14/19	NP	7.39	20.15	NA	NA	666.46	666.46
			09/26/19	NP	7.63	20.12	NA	NA	666.22	666.22
			11/04/19	NP	7.69	20.13	NA	NA	666.16	666.16
			02/05/20	7.48	7.51	NM	666.37	0.03	666.34	666.36
			05/18/20	NP	7.48	20.10	NA	NA	666.37	666.37
			08/17/20	NP	7.54	NM	NA	NA	666.31	666.31
			11/20/20	NP	7.90	NM[5]	NA	NA	665.95	665.95
			02/08/21	NP	7.91	20.10	NA	NA	665.94	665.94
			05/03/21	NP	8.03	20.12	NA	NA	665.82	665.82
MW-05*	674.40	15.5-20.5	05/13/16	NP	6.49	21.73	NA	NA	667.91	667.91
			07/24/17	NP	NM	NM	NA	NA	NM	NM
			11/06/17	NP	7.51	19.71	NA	NA	666.89	666.89
			02/05/18	NP	7.70	19.54	NA	NA	666.70	666.70
			05/07/18	NP	7.26	19.63	NA	NA	667.14	667.14
			08/16/18	NP	7.36	NM	NA	NA	667.04	667.04
			11/19/18	NP	7.20	NM	NA	NA	667.20	667.20
			02/22/19	7.22	7.23	19.63	667.18	0.01	667.17	667.18
			06/14/19	NP	7.00	19.68	NA	NA	667.40	667.40
			09/27/19	NP	7.28	19.66	NA	NA	667.12	667.12
			11/04/19	Could Not Access Well, access to Clean Room not granted						
			02/05/20							
			05/18/20	NP	7.05	19.67	NA	NA	667.35	667.35
			08/17/20	NP	7.11	NM	NA	NA	667.29	667.29
			11/20/20	NP	7.39	NM[5]	NA	NA	667.01	667.01
			02/08/21	NP	7.45	19.65	NA	NA	666.95	666.95
			05/03/21	NP	7.50	19.65	NA	NA	666.90	666.90
MW-07	670.89	18.0-23.0	07/24/17	NP	4.79	22.39	NA	NA	666.10	666.10
			11/06/17	NP	5.24	22.56	NA	NA	665.65	665.65
			02/06/18	NP	4.48	22.50	NA	NA	666.41	666.41
			05/07/18	NP	4.54	22.35	NA	NA	666.35	666.35
			08/16/18	NP	4.81	NM	NA	NA	666.08	666.08
			11/19/18	NP	4.59	NM	NA	NA	666.30	666.30
			02/22/19	NP	4.65	22.55	NA	NA	666.24	666.24
			06/14/19	NP	4.25	22.40	NA	NA	666.64	666.64
			09/26/19	NP	4.88	22.39	NA	NA	666.01	666.01
			11/04/19	NA	4.82	22.35	NA	NA	666.07	666.07
			02/05/20	NP	4.32	NM	NA	NA	666.57	666.57
			05/18/20	NM[4]	NM[4]	NM[4]	NA[4]	NA[4]	NM[4]	NM[4]
			08/17/20	NP	4.71	NM	NA	NA	666.18	666.18
			11/20/20	NP	5.12	NM[5]	NA	NA	665.77	665.77
			02/08/21	NP	5.25	22.37	NA	NA	665.64	665.64
			05/03/21	NP	5.43	22.41	NA	NA	665.46	665.46

See Notes on Last Page.

Table 1
On-Site Groundwater Elevations
Ford Livonia Transmission Plant
36200 Plymouth Road
Livonia, Michigan

Well ID	TOC Elevation[1] (ft. amsl)	Screen Interval (ft. bgs)	Gauging Date	Depth to LNAPL (ft. btoc)	Depth to Water (ft. btoc)	Total Depth (ft. btoc)	LNAPL Elevation (ft. amsl)	LNAPL Thickness (ft.)	Groundwater Elevation (ft. amsl)	Corrected Groundwater Elevation (ft. amsl)
MW-09	671.18	19.5-24.5	05/09/16	NP	5.82	24.34	NA	NA	665.36	665.36
			04/17/17	NP	6.79	24.34	NA	NA	664.39	664.39
			07/24/17	NP	5.88	24.29	NA	NA	665.30	665.30
			11/06/17	NP	6.38	24.53	NA	NA	664.80	664.80
			02/05/18	NP	6.40	24.35	NA	NA	664.78	664.78
			05/07/18	NP	5.65	24.20	NA	NA	665.53	665.53
			08/16/18	NP	5.94	NM	NA	NA	665.24	665.24
			11/19/18	NP	5.66	NM	NA	NA	665.52	665.52
			02/22/19	NP	5.74	24.35	NA	NA	665.44	665.44
			06/14/19	NP	5.42	24.25	NA	NA	665.76	665.76
			09/26/19	NP	5.98	24.24	NA	NA	665.2	665.20
			11/04/19	NP	5.96	24.26	NA	NA	665.22	665.22
			02/05/20	NP	5.50	NM	NA	NA	665.68	665.68
			05/18/20	NM[4]	NM[4]	NM[4]	NA[4]	NA[4]	NM[4]	NM[4]
			08/17/20	NP	5.82	NM	NA	NA	665.36	665.36
			11/20/20	NP	6.21	NM[5]	NA	NA	664.97	664.97
			02/08/21	NP	6.32	24.23	NA	NA	664.86	664.86
			05/03/21	NP	6.53	24.25	NA	NA	664.65	664.65
MW-10	673.78	16.5-21.5	05/13/16	NP	8.16	20.81	NA	NA	665.62	665.62
			04/17/17	NP	8.15	20.81	NA	NA	665.63	665.63
			07/24/17	NP	8.58	20.76	NA	NA	665.20	665.20
			11/06/17	NP	6.00	20.84	NA	NA	667.78	667.78
			02/05/18	NP	9.01	15.89	NA	NA	664.77	664.77
			05/07/18	NP	8.68	20.24	NA	NA	665.10	665.10
			08/16/18	NP	8.68	NM	NA	NA	665.10	665.10
			11/19/18	NP	8.49	NM	NA	NA	665.29	665.29
			02/22/19	NP	8.56	10.77	NA	NA	665.22	665.22
			06/14/19	NP	8.30	20.78	NA	NA	665.48	665.48
			09/26/19	NP	8.63	20.75	NA	NA	665.15	665.15
			11/04/19	NP	8.63	20.75	NA	NA	665.15	665.15
			02/05/20	NP	8.38	NM	NA	NA	665.40	665.40
			05/18/20	NP	8.45	20.76	NA	NA	665.33	665.33
			08/17/20	NP	8.49	NM	NA	NA	665.29	665.29
			11/20/20	NP	8.89	NM[5]	NA	NA	664.89	664.89
			02/08/21	NP	8.96	20.75	NA	NA	664.82	664.82
			05/03/21	Could Not Open						
MW-14	671.24	15.0-20.0	07/24/17	NP	6.63	19.53	NA	NA	664.61	664.61
			11/06/17	NP	7.01	19.61	NA	NA	664.23	664.23
			02/05/18	NP	7.29	19.80	NA	NA	663.95	663.95
			05/07/18	NP	6.14	19.65	NA	NA	665.10	665.10
			08/16/18	NP	6.52	NM	NA	NA	664.72	664.72
			11/19/18	NP	6.19	NM	NA	NA	665.05	665.05
			02/26/19	NP	6.21	19.49	NA	NA	665.03	665.03
			06/14/19	NP	6.91	19.41	NA	NA	664.33	664.33
			09/26/19	NP	6.56	19.29	NA	NA	664.68	664.68
			11/04/19	NP	5.46	19.26	NA	NA	665.78	665.78
			02/05/20	NP	6.00	NM	NA	NA	665.24	665.24
			05/18/20	NM[4]	NM[4]	NM[4]	NA[4]	NA[4]	NM[4]	NM[4]
			08/17/20	NP	6.41	NM	NA	NA	664.83	664.83
			11/20/20	NP	6.89	NM[5]	NA	NA	664.35	664.35
			02/08/21	NP	7.08	18.75	NA	NA	664.16	664.16
			05/03/21	NP	6.60	19.05	NA	NA	664.64	664.64
MW-15-59D	675.17	94.0-99.0	01/07/16	NP	21.83	99.00	NA	NA	653.34	653.34
			01/19/16	NP	21.91	99.00	NA	NA	653.26	653.26
			04/19/17	NP	21.37	99.37	NA	NA	653.80	653.80
			07/24/17	NP	28.71	100.80	NA	NA	646.46	646.46
			11/06/17	NP	24.48	100.65	NA	NA	650.69	650.69
			02/05/18	NP	21.44	100.01	NA	NA	653.73	653.73
			05/07/18	NP	23.48	NM	NA	NA	651.69	651.69
			08/16/18	NP	30.45	NM	NA	NA	644.72	644.72
			11/19/18	NP	22.90	NM	NA	NA	652.27	652.27
			02/22/19	NP	21.29	100.02	NA	NA	653.88	653.88
			06/14/19	NM	NM	NM	NA	NA	NM	NM
			09/26/19	NP	28.84	100.25	NA	NA	646.33	646.33
			11/04/19	NP	24.33	100.40	NA	NA	650.84	650.84
			02/05/20	NP	21.06	NM	NA	NA	654.11	654.11
			05/18/20	NM[4]	NM[4]	NM[4]	NA[4]	NA[4]	NM[4]	NM[4]
			08/17/20	NP	27.97	NM	NA	NA	647.20	647.20
			11/20/20	NP	22.85	NM[5]	NA	NA	652.32	652.32
			02/08/21	NP	21.40	99.85	NA	NA	653.77	653.77
			05/03/21	NP	20.72	99.85	NA	NA	654.45	654.45
MW-15-60D	675.75	93.0-98.0	01/07/16	NP	19.47	100.00	NA	NA	656.28	656.28
			01/19/16	NP	19.71	100.00	NA	NA	656.04	656.04
			04/19/17	NP	18.65	99.50	NA	NA	657.10	657.10
			07/24/17	NP	24.09	99.92	NA	NA	651.66	651.66
			11/06/17	NP	20.63	99.92	NA	NA	655.12	655.12
			02/05/18	NP	19.61	99.42	NA	NA	656.14	656.14
			05/07/18	NP	19.31	NM	NA	NA	656.44	656.44
			08/16/18	NP	23.85	NM	NA	NA	651.90	651.90
			11/19/18	NP	19.97	NM	NA	NA	655.78	655.78
			02/22/19	NP	19.41	99.46	NA	NA	656.34	656.34
			06/14/19	NP	19.53	99.11	NA	NA	656.22	656.22
			09/26/19	NP	23.12	99.90	NA	NA	652.63	652.63
			11/04/19	NP	20.49	99.89	NA	NA	655.26	655.26
			02/05/20	NP	19.20	NM	NA	NA	656.55	656.55
			05/18/20	NM[4]	NM[4]	NM[4]	NA[4]	NA[4]	NM[4]	NM[4]
			08/17/20	NP	21.76	NM	NA	NA	653.99	653.99
			11/20/20	NP	20.27	NM[5]	NA	NA	655.48	655.48
			02/08/21	NP	19.66	NM	NA	NA	656.09	656.09
			05/03/21	NP	19.10	97.00	NA	NA	656.65	656.65
MW-15-61D	670.03	88.0-93.0	01/07/16	NP	76.49	93.00	NA	NA	593.54	593.54
			01/08/16	NP	88.02	93.00	NA	NA	582.01	582.01
			01/19/16	NP	73.23	93.00	NA	NA	596.80	596.80
			01/20/16	NP	89.31	93.00	NA	NA	580.72	580.72
			01/26/16	NP	84.09	93.00	NA	NA	585.94	585.94
			01/27/16	NP	82.42	93.00	NA	NA	587.61	587.61

See Notes on Last Page.

Table 1
On-Site Groundwater Elevations
Ford Livonia Transmission Plant
36200 Plymouth Road
Livonia, Michigan

Well ID	TOC Elevation[1] (ft. amsl)	Screen Interval (ft. bgs)	Gauging Date	Depth to LNAPL (ft. btoc)	Depth to Water (ft. btoc)	Total Depth (ft. btoc)	LNAPL Elevation (ft. amsl)	LNAPL Thickness (ft.)	Groundwater Elevation (ft. amsl)	Corrected Groundwater Elevation (ft. amsl)
MW-15-61D	670.03	88.0-93.0	01/28/16	NP	80.71	93.00	NA	NA	589.32	589.32
			04/19/17	NP	24.71	93.87	NA	NA	645.32	645.32
			07/24/17	NP	24.74	94.09	NA	NA	645.29	645.29
			11/06/17	NP	26.58	94.72	NA	NA	643.45	643.45
			02/06/18	NP	25.79	94.71	NA	NA	644.24	644.24
			05/07/18	NP	25.63	94.24	NA	NA	644.40	644.40
			08/16/18	NP	56.16	NM	NA	NA	613.87	613.87
			11/19/18	NP	36.37	NM	NA	NA	633.66	633.66
			03/02/19	NP	21.90	92.85	NA	NA	648.13	648.13
			06/14/19	Could Not Access Well, high traffic roadway						
			09/28/19	NP	24.70	94.59	NA	NA	645.33	645.33
			11/04/19	Could Not Access Well, high traffic roadway						
			02/05/20							
			05/18/20							
			08/17/20							
			11/20/20							
			02/08/21							
			05/03/21	NP	25.26	94.00	NA	NA	644.77	644.77
MW-18	670.41	13.0-18.0	05/09/16	NP	6.29	17.89	NA	NA	664.12	664.12
			04/17/17	NP	6.67	17.90	NA	NA	663.74	663.74
			07/24/17	NP	6.92	17.70	NA	NA	663.49	663.49
			11/06/17	NP	7.31	17.80	NA	NA	663.10	663.10
			02/06/18	NP	7.45	17.85	NA	NA	662.96	662.96
			05/04/18	NP	6.53	18.01	NA	NA	663.88	663.88
			08/16/18	NP	6.82	NM	NA	NA	663.59	663.59
			11/19/18	NP	6.45	17.92	NA	NA	663.96	663.96
			02/22/19	NP	6.76	18.01	NA	NA	663.65	663.65
			06/14/19	NP	6.14	17.82	NA	NA	664.27	664.27
			09/26/19	NP	6.83	17.84	NA	NA	663.58	663.58
			11/04/19	NP	6.69	17.83	NA	NA	663.72	663.72
			02/05/20	NP	6.33	NM	NA	NA	664.08	664.08
			05/18/20	NP	6.40	17.83	NA	NA	664.01	664.01
			08/17/20	NP	6.68	NM	NA	NA	663.73	663.73
			11/20/20	NP	7.23	17.84[5]	NA	NA	663.18	663.18
			12/17/20	NP	7.20	17.75	NA	NA	663.21	663.21
			02/08/21	NP	7.37	17.80	NA	NA	663.04	663.04
			05/03/21	NP	7.39	17.85	NA	NA	663.02	663.02
MW-19	669.65	15.0-20.0	05/13/16	NM	NM	NM	NA	NA	NM	NM
			04/17/17	NM	NM	NM	NA	NA	NM	NM
			07/24/17	NM	NM	NM	NA	NA	NM	NM
			11/06/17	NP	5.91	19.85	NA	NA	663.74	663.74
			02/05/18	NP	6.23	19.84	NA	NA	663.42	663.42
			05/07/18	NP	5.51	19.98	NA	NA	664.14	664.14
			08/16/18	NP	5.67	NM	NA	NA	663.98	663.98
			11/19/18	NP	NM	NM	NA	NA	NM	NM
			02/22/19	NP	6.47	19.49	NA	NA	663.18	663.18
			06/14/19	NP	5.31	19.97	NA	NA	664.34	664.34
			09/26/19	NP	5.94	19.99	NA	NA	663.71	663.71
			11/04/19	NP	5.72	19.82	NA	NA	663.93	663.93
			02/05/20	NM	NM	NM	NA	NA	NA	NA
			05/18/20	NM[4]	NM[4]	NM[4]	NA[4]	NA[4]	NM[4]	NM[4]
			08/17/20	NP	8.84	NM	NA	NA	660.81	660.81
			11/20/20	NP	6.25	20.00[5]	NA	NA	663.40	663.40
			02/08/21	NP	6.35	20.00	NA	NA	663.30	663.30
			05/03/21	NP	5.92	20.00	NA	NA	663.73	663.73
MW-20	669.33	13.5-18.5	07/24/17	NP	6.29	16.98	NA	NA	663.04	663.04
			11/06/17	NP	6.52	16.84	NA	NA	662.81	662.81
			02/05/18	NP	6.68	16.62	NA	NA	662.65	662.65
			05/11/18	NP	5.95	16.48	NA	NA	663.38	663.38
			08/16/18	NP	5.70	NM	NA	NA	663.63	663.63
			11/19/18	NP	5.49	16.00	NA	NA	663.84	663.84
			02/22/19	NP	5.97	15.81	NA	NA	663.36	663.36
			06/14/19	NP	4.95	15.42	NA	NA	664.38	664.38
			09/26/19	NP	4.67	15.24	NA	NA	664.66	664.66
			11/04/19	NP	5.65	14.98	NA	NA	663.68	663.68
			02/05/20	NP	5.46	NM	NA	NA	663.87	663.87
			05/18/20	NM[4]	NM[4]	NM[4]	NA[4]	NA[4]	NM[4]	NM[4]
			08/17/20	NP	5.85	NM	NA	NA	663.48	663.48
			11/20/20	NP	6.85	NM[5]	NA	NA	662.48	662.48
			02/08/21	NP	7.10	14.96	NA	NA	662.23	662.23
			05/03/21	NP	7.16	14.98	NA	NA	662.17	662.17
MW-21	670.76	13.5-18.5	05/13/16	Could Not Open						
			04/17/17							
			07/24/17							
			11/06/17							
			02/06/18	NP	7.95	17.74	NA	NA	662.81	662.81
			05/07/18	NP	7.15	17.60	NA	NA	663.61	663.61
			08/16/18	NP	6.65	NM	NA	NA	664.11	664.11
			11/19/18	NP	6.85	17.71	NA	NA	663.91	663.91
			02/22/19	NP	7.40	17.60	NA	NA	663.36	663.36
			06/14/19	NP	6.57	18.60	NA	NA	664.19	664.19
			09/26/19	NP	6.94	17.64	NA	NA	663.82	663.82
	669.72		11/04/19	NP	6.81	17.65	NA	NA	662.91	662.91
			02/05/20	NP	7.20	NM	NA	NA	662.52	662.52
			05/18/20	7.06	7.07	17.67	662.66	0.01	662.65	662.66
			08/17/20	NP	6.95	NM	NA	NA	662.77	662.77
			11/20/20	NP	7.49	NM[5]	NA	NA	662.23	662.23
			02/08/21	NP	7.78	17.36	NA	NA	661.94	661.94
			05/03/21	NP	7.85	17.36	NA	NA	661.87	661.87
MW-22	670.18	16.5-21.5	05/10/16	NP	6.18	20.83	NA	NA	664.00	664.00
			04/17/17	NP	7.13	21.41	NA	NA	663.05	663.05
			07/24/17	NP	7.53	20.42	NA	NA	662.65	662.65
			11/06/17	NP	7.51	20.51	NA	NA	662.67	662.67
			02/05/18	NP	7.61	20.48	NA	NA	662.57	662.57
			05/07/18	NP	6.66	20.50	NA	NA	663.52	663.52
			08/16/18	NP	6.71	NM	NA	NA	663.47	663.47

See Notes on Last Page.

Table 1
On-Site Groundwater Elevations
Ford Livonia Transmission Plant
36200 Plymouth Road
Livonia, Michigan

Well ID	TOC Elevation[1] (ft. amsl)	Screen Interval (ft. bgs)	Gauging Date	Depth to LNAPL (ft. btoc)	Depth to Water (ft. btoc)	Total Depth (ft. btoc)	LNAPL Elevation (ft. amsl)	LNAPL Thickness (ft.)	Groundwater Elevation (ft. amsl)	Corrected Groundwater Elevation (ft. amsl)
MW-22	670.18	16.5-21.5	11/19/18	NP	7.14	NM	NA	NA	663.04	663.04
			02/22/19	NP	7.54	20.45	NA	NA	662.64	662.64
			06/14/19	NP	6.53	20.48	NA	NA	663.65	663.65
			09/26/19	NP	7.48	20.47	NA	NA	662.70	662.70
	670.20		11/04/19	NP	7.43	20.46	NA	NA	662.77	662.77
			02/05/20	NP	7.43	NM	NA	NA	662.77	662.77
			05/18/20	NP	7.49	20.50	NA	NA	662.71	662.71
			08/17/20	NP	7.56	NM	NA	NA	662.64	662.64
			11/20/20	NP	7.98	NM[5]	NA	NA	662.22	662.22
			12/17/20	NP	8.02	20.51	NA	NA	662.18	662.18
			02/08/21	NP	8.14	20.45	NA	NA	662.06	662.06
			03/23/21	NP	8.26	NM	NA	NA	661.94	661.94
			05/03/21	NP	8.05	20.49	NA	NA	662.15	662.15
MW-23	669.24	15.0-20.0	05/09/16	NP	6.23	19.82	NA	NA	663.01	663.01
			04/17/17	NP	6.67	19.79	NA	NA	662.57	662.57
			07/24/17	NP	6.69	19.72	NA	NA	662.55	662.55
			11/06/17	NP	6.60	19.72	NA	NA	662.64	662.64
			02/06/18	NP	6.93	NM	NA	NA	662.31	662.31
			05/07/18	NP	5.67	19.70	NA	NA	663.57	663.57
			08/16/18	NP	5.80	NM	NA	NA	663.44	663.44
			11/19/18	NP	5.75	NM	NA	NA	663.49	663.49
			02/22/19	Could Not Access Well, covered by ice/snow						
			06/14/19	NP	5.33	19.46	NA	NA	663.91	663.91
			09/26/19	NP	6.34	19.48	NA	NA	662.90	662.90
			11/04/19	NP	6.22	19.69	NA	NA	663.02	663.02
			02/05/20	NP	5.93	NM	NA	NA	663.31	663.31
			05/18/20	NP	6.35	19.70	NA	NA	662.89	662.89
			08/17/20	NP	6.37	NM	NA	NA	662.87	662.87
			11/20/20	NP	6.80	NM[5]	NA	NA	662.44	662.44
			12/17/20	NP	6.83	19.70	NA	NA	662.41	662.41
			02/08/21	NP	7.08	19.68	NA	NA	662.16	662.16
			03/23/21	NP	7.30	NM	NA	NA	661.94	661.94
			05/03/21	NP	7.09	19.72	NA	NA	662.15	662.15
MW-24	675.48	19.0-24.0	04/17/17	NP	9.32	23.85	NA	NA	666.16	666.16
			07/24/17	NP	10.01	23.90	NA	NA	665.47	665.47
			11/06/17	NP	10.40	23.76	NA	NA	665.08	665.08
			02/05/18	NP	10.37	23.99	NA	NA	665.11	665.11
			05/07/18	NP	9.38	23.70	NA	NA	666.10	666.10
			08/16/18	NP	10.01	NM	NA	NA	665.47	665.47
			11/19/18	NP	9.56	NM	NA	NA	665.92	665.92
			02/22/19	NP	9.55	23.95	NA	NA	665.93	665.93
			06/14/19	NP	9.21	23.73	NA	NA	666.27	666.27
			09/26/19	NP	10.09	23.87	NA	NA	665.39	665.39
			11/04/19	NP	9.95	23.71	NA	NA	665.53	665.53
			02/05/20	NP	9.21	NM	NA	NA	666.27	666.27
			05/18/20	NM[4]	NM[4]	NM[4]	NA[4]	NA[4]	NM[4]	NM[4]
			08/17/20	NP	9.88	NM	NA	NA	665.60	665.60
			11/20/20	NP	10.34	NM[5]	NA	NA	665.14	665.14
			02/08/21	NP	10.41	23.71	NA	NA	665.07	665.07
			05/03/21	NP	10.51	23.89	NA	NA	664.97	664.97
MW-25	675.04	16.0-21.0	04/17/17	NP	5.35	20.54	NA	NA	669.69	669.69
			07/24/17	NP	6.34	20.52	NA	NA	668.70	668.70
			11/06/17	NP	6.51	20.38	NA	NA	668.53	668.53
			02/05/18	NP	6.55	20.52	NA	NA	668.49	668.49
			05/07/18	NP	4.98	20.25	NA	NA	670.06	670.06
			08/16/18	NP	6.19	NM	NA	NA	668.85	668.85
			11/19/18	NP	5.77	NM	NA	NA	669.27	669.27
			02/22/19	NP	5.51	20.48	NA	NA	669.53	669.53
			06/14/19	NP	4.89	20.52	NA	NA	670.15	670.15
			09/26/19	NP	6.05	20.50	NA	NA	668.99	668.99
			11/04/19	NP	5.15	20.50	NA	NA	669.89	669.89
			02/05/20	NP	5.22	NM	NA	NA	669.82	669.82
			05/18/20	NP	4.65	20.51	NA	NA	670.39	670.39
			08/17/20	NP	5.93	NM	NA	NA	669.11	669.11
			11/20/20	NP	6.18	NM[5]	NA	NA	668.86	668.86
			02/08/21	NP	6.25	20.51	NA	NA	668.79	668.79
			05/03/21	NP	6.05	20.51	NA	NA	668.99	668.99
MW-26	673.39	4.5-14.5	07/24/17	NP	5.96	14.09	NA	NA	667.43	667.43
			11/06/17	NP	6.09	14.10	NA	NA	667.30	667.30
			02/05/18	NP	6.08	14.05	NA	NA	667.31	667.31
			05/07/18	NP	5.24	13.90	NA	NA	668.15	668.15
			08/16/18	NP	5.98	NM	NA	NA	667.41	667.41
			11/19/18	NP	5.52	NM	NA	NA	667.87	667.87
			02/28/19	NP	4.55	14.50	NA	NA	668.84	668.84
			06/14/19	NP	5.01	14.05	NA	NA	668.38	668.38
			09/26/19	NP	6.11	14.04	NA	NA	667.28	667.28
			11/04/19	NP	5.30	14.05	NA	NA	668.09	668.09
			02/05/20	NP	4.85	NM	NA	NA	668.54	668.54
			05/18/20	NM[4]	NM[4]	NM[4]	NA[4]	NA[4]	NM[4]	NM[4]
			08/17/20	NP	5.66	NM	NA	NA	667.73	667.73
			11/20/20	NP	6.00	NM[5]	NA	NA	667.39	667.39
			02/08/21	NP	6.09	14.03	NA	NA	667.30	667.30
			05/03/21	NP	5.72	14.06	NA	NA	667.67	667.67
MW-27*	Well Inaccessible									
MW-28	668.15	2.0-12.0	05/09/16	NP	3.21	11.81	NA	NA	664.94	664.94
			04/17/17	NP	3.78	11.69	NA	NA	664.37	664.37
			07/24/17	NP	4.61	11.73	NA	NA	663.54	663.54
			11/06/17	NP	4.81	11.68	NA	NA	663.34	663.34
			02/05/18	NP	4.63	11.65	NA	NA	663.52	663.52
			05/07/18	NP	3.67	11.67	NA	NA	664.48	664.48
			08/16/18	NP	4.64	NM	NA	NA	663.51	663.51
			11/19/18	NP	4.11	NM	NA	NA	664.04	664.04
			02/22/19	NP	3.98	11.64	NA	NA	664.17	664.17
			06/14/19	NP	3.50	11.65	NA	NA	664.65	664.65
			09/26/19	NP	4.67	11.65	NA	NA	663.48	663.48
			11/04/19	NP	4.01	11.68	NA	NA	664.14	664.14

See Notes on Last Page.

Table 1
On-Site Groundwater Elevations
Ford Livonia Transmission Plant
36200 Plymouth Road
Livonia, Michigan

Well ID	TOC Elevation[1] (ft. amsl)	Screen Interval (ft. bgs)	Gauging Date	Depth to LNAPL (ft. btoc)	Depth to Water (ft. btoc)	Total Depth (ft. btoc)	LNAPL Elevation (ft. amsl)	LNAPL Thickness (ft.)	Groundwater Elevation (ft. amsl)	Corrected Groundwater Elevation (ft. amsl)
MW-28	668.15	2.0-12.0	02/05/20	NP	3.27	NM	NA	NA	664.88	664.88
			05/18/20	NM[4]	NM[4]	NM[4]	NA[4]	NA[4]	NM[4]	NM[4]
			08/17/20	NP	4.08	NM	NA	NA	664.07	664.07
			11/20/20	NP	4.48	NM[5]	NA	NA	663.67	663.67
			02/08/21	NP	4.31	11.67	NA	NA	663.84	663.84
			05/03/21	NP	4.05	11.66	NA	NA	664.10	664.10
MW-29	669.45	5.0-15.0	05/13/16	NP	4.10	14.85	NA	NA	665.35	665.35
			04/17/17	NP	4.53	14.84	NA	NA	664.92	664.92
			07/24/17	NP	5.41	14.90	NA	NA	664.04	664.04
			11/06/17	NP	6.65	15.81	NA	NA	662.80	662.80
			02/05/18	NP	5.52	14.84	NA	NA	663.93	663.93
			05/07/18	NP	4.64	14.80	NA	NA	664.81	664.81
			08/16/18	NP	5.44	NM	NA	NA	664.01	664.01
			11/19/18	NP	5.10	NM	NA	NA	664.35	664.35
			02/22/19	NP	5.09	14.87	NA	NA	664.36	664.36
			06/14/19	NM	NM	NM	NA	NA	NM	NM
			09/26/19	NP	5.50	14.90	NA	NA	663.95	663.95
			11/04/19	NP	5.22	19.75[2]	NA	NA	664.23	664.23
			02/05/20	NP	4.65	NM	NA	NA	664.80	664.80
			05/18/20	NP	4.70	14.87	NA	NA	664.75	664.75
			08/17/20	NP	5.12	NM	NA	NA	664.33	664.33
			11/20/20	NP	5.43	14.90[5]	NA	NA	664.02	664.02
			02/08/21	NP	5.36	14.73	NA	NA	664.09	664.09
			05/03/21	NP	5.17	14.87	NA	NA	664.28	664.28
MW-30	670.70	19.0-24.0	05/09/16	NP	9.37	24.82	NA	NA	661.33	661.33
			04/17/17	NP	9.86	24.78	NA	NA	660.84	660.84
			07/24/17	NP	9.93	24.73	NA	NA	660.77	660.77
			11/06/17	NP	10.47	24.84	NA	NA	660.23	660.23
			02/05/18	NP	10.31	24.69	NA	NA	660.39	660.39
			05/07/18	NP	9.03	24.70	NA	NA	661.67	661.67
			08/16/18	NP	9.51	NM	NA	NA	661.19	661.19
			11/19/18	NP	9.23	NM	NA	NA	661.47	661.47
			02/22/19	NP	9.45	24.91	NA	NA	661.25	661.25
			06/14/19	NP	8.50	24.74	NA	NA	662.20	662.20
			09/26/19	NP	9.81	24.65	NA	NA	660.89	660.89
			11/04/19	NP	10.01	24.71	NA	NA	660.69	660.69
			02/05/20	NP	9.47	NM	NA	NA	661.23	661.23
			05/18/20	NP	9.38	NM	NA	NA	661.32	661.32
			08/17/20	NP	9.74	NM	NA	NA	660.96	660.96
			11/20/20	NP	10.37	NM[5]	NA	NA	660.33	660.33
			12/17/20	NP	10.43	24.70	NA	NA	660.27	660.27
			02/08/21	NP	10.42	24.72	NA	NA	660.28	660.28
			03/23/21	NP	10.62	NM	NA	NA	660.08	660.08
			05/03/21	NP	10.35	24.75	NA	NA	660.35	660.35
MW-31	670.82	17.0-22.0	05/09/16	NP	9.96	21.75	NA	NA	660.86	660.86
			04/17/17	NP	10.13	21.78	NA	NA	660.69	660.69
			07/24/17	NP	10.19	21.69	NA	NA	660.63	660.63
			11/06/17	NP	10.65	21.92	NA	NA	660.17	660.17
			02/05/18	NP	10.70	21.48	NA	NA	660.12	660.12
			05/07/18	NP	9.23	21.67	NA	NA	661.59	661.59
			08/16/18	NP	9.58	NM	NA	NA	661.24	661.24
			11/19/18	NP	9.31	NM	NA	NA	661.51	661.51
			02/22/19	NP	9.69	21.66	NA	NA	661.13	661.13
			06/14/19	NP	8.58	21.68	NA	NA	662.24	662.24
			09/26/19	NP	9.84	21.68	NA	NA	660.98	660.98
			11/04/19	NP	9.91	21.70	NA	NA	660.91	660.91
			02/05/20	NP	9.50	NM	NA	NA	661.32	661.32
			05/18/20	NP	9.61	21.68	NA	NA	661.21	661.21
			08/17/20	NP	9.77	NM	NA	NA	661.05	661.05
			11/20/20	NP	10.42	NM[5]	NA	NA	660.40	660.40
			12/17/20	NP	10.43	21.69	NA	NA	660.39	660.39
			02/08/21	NP	10.76	21.43	NA	NA	660.06	660.06
			03/23/21	NP	10.88	NM	NA	NA	659.94	659.94
			05/03/21	NP	10.63	21.69	NA	NA	660.19	660.19
MW-32	670.43	18.0-23.0	05/09/16	NP	9.64	22.92	NA	NA	660.79	660.79
			04/17/17	NP	9.52	22.91	NA	NA	660.91	660.91
			07/24/17	NP	9.71	22.71	NA	NA	660.72	660.72
			11/06/17	NP	10.18	23.03	NA	NA	660.25	660.25
			02/05/18	NP	10.17	22.78	NA	NA	660.26	660.26
			05/07/18	NP	8.73	22.83	NA	NA	661.70	661.70
			08/16/18	NP	9.07	NM	NA	NA	661.36	661.36
			11/19/18	NP	8.72	NM	NA	NA	661.71	661.71
			02/22/19	NP	9.19	19.93	NA	NA	661.24	661.24
			06/14/19	NP	8.00	22.73	NA	NA	662.43	662.43
			09/26/19	NP	9.26	22.84	NA	NA	661.17	661.17
			11/04/19	NP	9.32	22.84	NA	NA	661.11	661.11
			02/05/20	NP	8.79	NM	NA	NA	661.64	661.64
			05/18/20	NP	8.99	22.82	NA	NA	661.44	661.44
			08/17/20	NP	9.15	NM	NA	NA	661.28	661.28
			11/20/20	NP	9.80	NM[5]	NA	NA	660.63	660.63
			12/17/20	NP	9.89	22.73	NA	NA	660.54	660.54
			02/08/21	NP	10.18	22.73	NA	NA	660.25	660.25
			05/03/21	NP	10.08	22.84	NA	NA	660.35	660.35
MW-33	669.94	14.0-19.0	05/09/16	NP	8.68	18.76	NA	NA	661.26	661.26
			04/17/17	NP	8.76	18.75	NA	NA	661.18	661.18
			07/24/17	NP	8.84	19.72	NA	NA	661.10	661.10
			11/06/17	NP	8.58	19.08	NA	NA	661.36	661.36
			02/05/18	NP	8.63	18.74	NA	NA	661.31	661.31
			05/07/18	NP	7.34	18.66	NA	NA	662.60	662.60
			08/16/18	NP	7.59	NM	NA	NA	662.35	662.35
			11/19/18	NP	7.33	NM	NA	NA	662.61	662.61
			02/22/19	NP	7.95	18.83	NA	NA	661.99	661.99
			06/14/19	NP	6.90	18.69	NA	NA	663.04	663.04
			09/26/19	NP	8.00	18.41	NA	NA	661.94	661.94
			11/04/19	NP	7.93	18.71	NA	NA	662.01	662.01
			02/05/20	NP	7.62	NM	NA	NA	662.32	662.32

See Notes on Last Page.

Table 1
On-Site Groundwater Elevations
Ford Livonia Transmission Plant
36200 Plymouth Road
Livonia, Michigan

Well ID	TOC Elevation[1] (ft. amsl)	Screen Interval (ft. bgs)	Gauging Date	Depth to LNAPL (ft. btoc)	Depth to Water (ft. btoc)	Total Depth (ft. btoc)	LNAPL Elevation (ft. amsl)	LNAPL Thickness (ft.)	Groundwater Elevation (ft. amsl)	Corrected Groundwater Elevation (ft. amsl)
MW-33	669.94	14.0-19.0	05/18/20	NP	7.92	18.67	NA	NA	662.02	662.02
			08/17/20	NP	7.95	NM	NA	NA	661.99	661.99
			11/20/20	NP	8.54	NM[5]	NA	NA	661.40	661.40
			12/17/20	NP	8.60	18.72	NA	NA	661.34	661.34
			02/08/21	NP	8.94	18.70	NA	NA	661.00	661.00
			03/23/21	NP	9.09	NM	NA	NA	660.85	660.85
			05/03/21	NP	8.88	18.69	NA	NA	661.06	661.06
MW-34	670.49	16.5-21.5	05/09/16	NP	7.98	21.21	NA	NA	662.51	662.51
			04/17/17	NP	8.83	21.30	NA	NA	661.66	661.66
			07/24/17	NP	9.45	21.23	NA	NA	661.04	661.04
			11/06/17	NP	10.02	21.65	NA	NA	660.47	660.47
			02/05/18	NP	9.73	21.35	NA	NA	660.76	660.76
			05/07/18	NP	8.34	21.26	NA	NA	662.15	662.15
			08/16/18	NP	9.18	NM	NA	NA	661.31	661.31
			11/19/18	NP	8.79	NM	NA	NA	661.70	661.70
			02/22/19	NP	9.18	20.20	NA	NA	661.31	661.31
			06/14/19	NP	7.95	21.26	NA	NA	662.54	662.54
			09/26/19	NP	9.39	21.28	NA	NA	661.10	661.10
			11/04/19	NP	9.32	20.27[2]	NA	NA	661.17	661.17
			02/05/20	NP	9.05	NM	NA	NA	661.44	661.44
			05/18/20	NP	8.79	21.26	NA	NA	661.70	661.70
			08/17/20	NP	9.31	NM	NA	NA	661.18	661.18
			11/20/20	NP	9.93	NM[5]	NA	NA	660.56	660.56
			12/17/20	NP	9.85	21.30	NA	NA	660.64	660.64
			02/08/21	NP	9.97	21.29	NA	NA	660.52	660.52
			03/23/21	NP	9.88	NM	NA	NA	660.61	660.61
			05/03/21	NP	9.63	21.28	NA	NA	660.86	660.86
MW-35	669.44	19.5-24.5	05/09/16	NP	6.62	24.48	NA	NA	662.82	662.82
			04/17/17	NP	7.16	24.63	NA	NA	662.28	662.28
			07/24/17	NP	8.55	24.44	NA	NA	660.89	660.89
			11/06/17	NP	9.11	24.45	NA	NA	660.33	660.33
			02/05/18	NP	8.63	24.50	NA	NA	660.81	660.81
			05/07/18	NP	7.03	24.40	NA	NA	662.41	662.41
			08/16/18	NP	8.30	NM	NA	NA	661.14	661.14
			11/19/18	NP	7.76	NM	NA	NA	661.68	661.68
			02/22/19	NP	7.64	24.55	NA	NA	661.80	661.80
			06/14/19	NP	6.85	24.35	NA	NA	662.59	662.59
			09/26/19	NP	8.60	23.34	NA	NA	660.84	660.84
			11/04/19	NP	8.45	24.29	NA	NA	660.99	660.99
			02/05/20	NP	7.46	NM	NA	NA	661.98	661.98
			05/18/20	NP	7.32	24.25	NA	NA	662.12	662.12
			08/17/20	NP	8.37	NM	NA	NA	661.07	661.07
			11/20/20	NP	8.96	NM[5]	NA	NA	660.48	660.48
			12/17/20	NP	8.87	24.25	NA	NA	660.57	660.57
			02/08/21	NP	8.92	24.25	NA	NA	660.52	660.52
			03/23/21	NP	8.68	NM	NA	NA	660.76	660.76
			05/03/21	NP	8.18	24.22	NA	NA	661.26	661.26
MW-36	676.39	20.0-25.0	07/24/17	NP	9.49	24.75	NA	NA	666.90	666.90
			11/06/17	NP	10.98	24.88	NA	NA	665.41	665.41
			02/05/18	NP	10.15	24.91	NA	NA	666.24	666.24
			05/07/18	NP	9.28	24.72	NA	NA	667.11	667.11
			08/16/18	NP	9.55	NM	NA	NA	666.84	666.84
			11/19/18	NP	9.34	NM	NA	NA	667.05	667.05
			02/22/19	NP	9.42	24.89	NA	NA	666.97	666.97
			06/14/19	NP	8.90	24.80	NA	NA	667.49	667.49
			09/26/19	NP	9.65	24.82	NA	NA	666.74	666.74
			11/04/19	NP	9.63	24.83	NA	NA	666.76	666.76
			02/05/20	NP	9.05	NM	NA	NA	667.34	667.34
			05/18/20	NM[4]	NM[4]	NM[4]	NA[4]	NA[4]	NM[4]	NM[4]
			08/17/20	NP	9.46	NM	NA	NA	666.93	666.93
			11/20/20	NP	10.91	NM[5]	NA	NA	665.48	665.48
			02/08/21	NP	10.06	24.74	NA	NA	666.33	666.33
			05/03/21	NP	10.09	24.60	NA	NA	666.30	666.30
MW-37	671.24	18.0-23.0	07/24/17	NP	8.14	24.75	NA	NA	663.10	663.10
			11/06/17	NP	8.26	23.18	NA	NA	662.98	662.98
			02/05/18	NP	8.33	22.80	NA	NA	662.91	662.91
			05/07/18	NP	7.01	22.76	NA	NA	664.23	664.23
			08/16/18	NP	7.49	NM	NA	NA	663.75	663.75
			11/19/18	NP	7.13	NM	NA	NA	664.11	664.11
			02/22/19	NP	7.54	22.92	NA	NA	663.70	663.70
			06/14/19	NP	6.67	22.67	NA	NA	664.57	664.57
			09/26/19	NP	7.79	22.68	NA	NA	663.45	663.45
			11/04/19	NP	7.62	22.69	NA	NA	663.62	663.62
			02/05/20	NP	7.14	NM	NA	NA	664.10	664.10
			05/18/20	NM[4]	NM[4]	NM[4]	NA[4]	NA[4]	NM[4]	NM[4]
			08/17/20	NP	7.80	NM	NA	NA	663.44	663.44
			11/20/20	NP	8.34	NM[5]	NA	NA	662.90	662.90
			12/17/20	NP	8.31	22.68	NA	NA	662.93	662.93
			02/08/21	NP	8.47	22.69	NA	NA	662.77	662.77
			05/03/21	NP	8.40	22.68	NA	NA	662.84	662.84
MW-38	671.79	15.0-20.0	04/17/17	NP	8.23	19.55	NA	NA	663.56	663.56
			07/24/17	NP	8.69	23.69	NA	NA	663.10	663.10
			11/06/17	NP	8.53	19.75	NA	NA	663.26	663.26
			02/05/18	NP	8.67	19.65	NA	NA	663.12	663.12
			05/07/18	NP	7.28	19.50	NA	NA	664.51	664.51
			08/16/18	NP	7.61	NM	NA	NA	664.18	664.18
			11/19/18	NP	7.40	NM	NA	NA	664.39	664.39
			02/22/19	NP	8.00	19.59	NA	NA	663.79	663.79
			06/14/19	NP	6.90	19.50	NA	NA	664.89	664.89
			09/26/19	NP	8.05	19.53	NA	NA	663.74	663.74
			11/04/19	NP	7.92	19.51	NA	NA	663.87	663.87
			02/05/20	NP	7.61	NM	NA	NA	664.18	664.18
			05/18/20	NM[4]	NM[4]	NM[4]	NA[4]	NA[4]	NM[4]	NM[4]
			08/17/20	NP	8.04	NM	NA	NA	663.75	663.75
			11/20/20	NP	8.66	NM[5]	NA	NA	663.13	663.13

See Notes on Last Page.

Table 1
On-Site Groundwater Elevations
Ford Livonia Transmission Plant
36200 Plymouth Road
Livonia, Michigan

Well ID	TOC Elevation[1] (ft. amsl)	Screen Interval (ft. bgs)	Gauging Date	Depth to LNAPL (ft. btoc)	Depth to Water (ft. btoc)	Total Depth (ft. btoc)	LNAPL Elevation (ft. amsl)	LNAPL Thickness (ft.)	Groundwater Elevation (ft. amsl)	Corrected Groundwater Elevation (ft. amsl)
MW-38	671.79	15.0-20.0	12/17/20	NP	8.64	19.51	NA	NA	663.15	663.15
			02/08/21	NP	8.98	19.51	NA	NA	662.81	662.81
			05/03/21	NP	8.92	19.51	NA	NA	662.87	662.87
MW-39	672.19	19.5-24.5	04/19/17	NP	11.08	24.14	NA	NA	661.11	661.11
			07/24/17	NP	11.41	23.92	NA	NA	660.78	660.78
			11/06/17	NP	11.64	24.36	NA	NA	660.55	660.55
			02/05/18	NP	11.63	24.30	NA	NA	660.56	660.56
			05/07/18	NP	10.25	24.16	NA	NA	661.94	661.94
			08/16/18	NP	10.55	NM	NA	NA	661.64	661.64
			11/19/18	NP	10.24	NM	NA	NA	661.95	661.95
			02/22/19	NP	10.74	24.10	NA	NA	661.45	661.45
			06/14/19	NP	9.60	24.19	NA	NA	662.59	662.59
			09/26/19	NP	10.81	24.16	NA	NA	661.38	661.38
			11/04/19	NP	10.86	24.18	NA	NA	661.33	661.33
			02/05/20	NP	10.35	NM	NA	NA	661.84	661.84
			05/18/20	NP	10.61	24.15	NA	NA	661.58	661.58
			08/17/20	NP	10.73	NM	NA	NA	661.46	661.46
			11/20/20	NP	11.34	NM[5]	NA	NA	660.85	660.85
			12/17/20	NP	11.43	24.22	NA	NA	660.76	660.76
			02/08/21	NP	11.76	24.19	NA	NA	660.43	660.43
			03/23/21	NP	11.86	NM	NA	NA	660.33	660.33
			05/03/21	NP	11.65	24.20	NA	NA	660.54	660.54
MW-40	670.65	15.0-20.0	05/09/16	NP	9.94	19.72	NA	NA	660.71	660.71
			04/19/17	NP	9.98	19.72	NA	NA	660.67	660.67
			07/24/17	NP	10.10	19.66	NA	NA	660.55	660.55
			11/06/17	NP	10.58	19.75	NA	NA	660.07	660.07
			02/05/18	NP	10.62	19.43	NA	NA	660.03	660.03
			05/07/18	NP	9.15	19.64	NA	NA	661.50	661.50
			08/16/18	NP	9.46	NM	NA	NA	661.19	661.19
			11/19/18	NP	9.13	NM	NA	NA	661.52	661.52
			02/22/19	NP	9.54	19.62	NA	NA	661.11	661.11
			06/14/19	NP	8.40	19.65	NA	NA	662.25	662.25
			09/26/19	NP	9.66	19.64	NA	NA	660.99	660.99
			11/04/19	NP	9.64	19.52	NA	NA	661.01	661.01
			02/05/20	NP	9.23	NM	NA	NA	661.42	661.42
			05/18/20	NP	9.42	19.36	NA	NA	661.23	661.23
			08/17/20	NP	9.54	NM	NA	NA	661.11	661.11
			11/20/20	NP	10.24	NM[5]	NA	NA	660.41	660.41
			12/17/20	NP	10.29	19.66	NA	NA	660.36	660.36
			02/08/21	Could Not Access Well						
			03/23/21	NP	10.74	NM	NA	NA	659.91	659.91
			05/03/21	NP	10.53	19.67	NA	NA	660.12	660.12
MW-41	670.34	16.0-21.0	05/09/16	NP	8.20	20.97	NA	NA	662.14	662.14
			04/19/17	NP	8.97	20.99	NA	NA	661.37	661.37
			07/24/17	NP	9.39	20.78	NA	NA	660.95	660.95
			11/06/17	NP	9.96	21.25	NA	NA	660.38	660.38
			02/05/18	NP	9.75	20.85	NA	NA	660.59	660.59
			05/07/18	NP	8.35	20.94	NA	NA	661.99	661.99
			08/16/18	NP	9.06	NM	NA	NA	661.28	661.28
			11/19/18	NP	8.73	NM	NA	NA	661.61	661.61
			02/22/19	NP	8.81	20.93	NA	NA	661.53	661.53
			06/14/19	NP	7.80	20.95	NA	NA	662.54	662.54
			09/26/19	NP	9.29	20.78	NA	NA	661.05	661.05
			11/04/19	NP	9.28	20.95	NA	NA	661.06	661.06
			02/05/20	NP	8.77	NM	NA	NA	661.57	661.57
			05/18/20	NP	8.67	20.93	NA	NA	661.67	661.67
			08/17/20	NP	9.22	NM	NA	NA	661.12	661.12
			11/20/20	NP	9.78	NM[5]	NA	NA	660.56	660.56
			12/17/20	NP	9.80	20.79	NA	NA	660.54	660.54
			02/08/21	NP	9.97	20.89	NA	NA	660.37	660.37
			03/23/21	NP	9.93	NM	NA	NA	660.41	660.41
			05/03/21	NP	9.70	20.89	NA	NA	660.64	660.64
MW-42	670.10	16.0-21.0	05/09/16	NP	7.29	11.52	NA	NA	662.81	662.81
			04/19/17	NP	8.01	20.48	NA	NA	662.09	662.09
			07/24/17	NP	9.13	20.43	NA	NA	660.97	660.97
			11/06/17	NP	9.76	20.77	NA	NA	660.34	660.34
			02/05/18	NP	9.32	20.55	NA	NA	660.78	660.78
			05/07/18	NP	7.81	20.43	NA	NA	662.29	662.29
			08/16/18	NP	8.94	NM	NA	NA	661.16	661.16
			11/19/18	NP	8.46	NM	NA	NA	661.64	661.64
			02/22/19	NP	8.42	19.42	NA	NA	661.68	661.68
			06/14/19	NP	7.56	20.44	NA	NA	662.54	662.54
			09/26/19	NP	9.10	20.46	NA	NA	661.00	661.00
			11/04/19	NP	9.13	20.46	NA	NA	660.97	660.97
			02/05/20	NP	8.26	NM	NA	NA	661.84	661.84
			05/18/20	NP	8.11	20.44	NA	NA	661.99	661.99
			08/17/20	NP	9.00	NM	NA	NA	661.10	661.10
			11/20/20	NP	9.59	NM[5]	NA	NA	660.51	660.51
			12/17/20	NP	9.51	20.48	NA	NA	660.59	660.59
			02/08/21	NP	9.59	20.47	NA	NA	660.51	660.51
			03/23/21	NP	9.37	NM	NA	NA	660.73	660.73
			05/03/21	NP	9.02	20.45	NA	NA	661.08	661.08
MW-43	669.24	17.0-22.0	05/09/16	NP	6.34	21.85	NA	NA	662.90	662.90
			04/19/17	NP	6.80	26.82	NA	NA	662.44	662.44
			07/24/17	NP	8.34	21.79	NA	NA	660.90	660.90
			11/06/17	NP	8.92	21.98	NA	NA	660.32	660.32
			02/05/18	NP	8.42	21.80	NA	NA	660.82	660.82
			05/07/18	NP	6.78	21.76	NA	NA	662.46	662.46
			08/16/18	NP	8.17	NM	NA	NA	661.07	661.07
			11/19/18	NP	7.54	NM	NA	NA	661.70	661.70
			02/22/19	NP	7.34	21.95	NA	NA	661.90	661.90
			06/14/19	NP	6.55	21.54	NA	NA	662.69	662.69
			09/26/19	NP	8.45	21.56	NA	NA	660.79	660.79
			11/04/19	NP	8.14	21.53	NA	NA	661.10	661.10
			02/05/20	NP	7.18	NM	NA	NA	662.06	662.06
			05/18/20	NP	6.93	21.76	NA	NA	662.31	662.31

See Notes on Last Page.

Table 1
On-Site Groundwater Elevations
Ford Livonia Transmission Plant
36200 Plymouth Road
Livonia, Michigan

Well ID	TOC Elevation[1] (ft. amsl)	Screen Interval (ft. bgs)	Gauging Date	Depth to LNAPL (ft. btoc)	Depth to Water (ft. btoc)	Total Depth (ft. btoc)	LNAPL Elevation (ft. amsl)	LNAPL Thickness (ft.)	Groundwater Elevation (ft. amsl)	Corrected Groundwater Elevation (ft. amsl)
MW-43	669.24	17.0-22.0	08/17/20	NP	8.24	NM	NA	NA	661.00	661.00
			11/20/20	NP	8.84	NM[5]	NA	NA	660.40	660.40
			12/17/20	NP	8.70	21.78	NA	NA	660.54	660.54
			02/08/21	NP	8.80	21.79	NA	NA	660.44	660.44
			03/23/21	NP	8.52	NM	NA	NA	660.72	660.72
			05/03/21	NP	8.01	21.78	NA	NA	661.23	661.23
MW-44	671.48	16.0-21.0	05/09/16	NP	6.59	17.42	NA	NA	664.89	664.89
			04/19/17	NP	7.48	19.95	NA	NA	664.00	664.00
			07/24/17	NP	8.38	20.93	NA	NA	663.10	663.10
			11/06/17	NP	8.55	20.74	NA	NA	662.93	662.93
			02/05/18	NP	8.51	20.90	NA	NA	662.97	662.97
			05/07/18	NP	7.40	20.75	NA	NA	664.08	664.08
			08/16/18	NP	8.01	NM	NA	NA	663.47	663.47
			11/19/18	NP	7.90	NM	NA	NA	663.58	663.58
			02/22/19	NP	8.20	20.72	NA	NA	663.28	663.28
			06/14/19	NP	7.38	20.73	NA	NA	664.10	664.10
			09/26/19	NP	8.44	20.75	NA	NA	663.04	663.04
			11/04/19	NP	8.16	20.72	NA	NA	663.32	663.32
			02/05/20	NP	8.01	NM	NA	NA	663.47	663.47
			05/18/20	NP	8.06	20.93	NA	NA	663.42	663.42
			08/17/20	NP	8.45	NM	NA	NA	663.03	663.03
			11/20/20	NP	8.91	NM[5]	NA	NA	662.57	662.57
			12/17/20	NP	8.85	30.76	NA	NA	662.63	662.63
			02/08/21	NP	9.00	20.90	NA	NA	662.48	662.48
			03/23/21	NP	8.98	NM	NA	NA	662.50	662.50
			05/03/21	NP	8.70	20.74	NA	NA	662.78	662.78
MW-45	670.83	15.0-20.0	05/09/16	NP	14.22	19.81	NA	NA	656.61	656.61
			04/19/17	NP	11.45	19.67	NA	NA	659.38	659.38
			07/24/17	NP	11.07	19.76	NA	NA	659.76	659.76
			11/06/17	NP	9.82	19.75	NA	NA	661.01	661.01
			02/05/18	NP	10.30	19.72	NA	NA	660.53	660.53
			05/07/18	NP	9.43	19.99	NA	NA	661.40	661.40
			08/16/18	NP	9.02	NM	NA	NA	661.81	661.81
			11/19/18	NP	9.91	19.69	NA	NA	660.92	660.92
			02/22/19	NP	10.67	19.71	NA	NA	660.16	660.16
			06/14/19	NP	9.60	19.79	NA	NA	661.23	661.23
			09/26/19	NP	10.18	20.68	NA	NA	660.65	660.65
			11/04/19	NP	10.52	19.69	NA	NA	660.31	660.31
			02/05/20	NP	11.21	NM	NA	NA	659.62	659.62
			04/01/20	NP	11.47	NM	NA	NA	659.36	659.36
			05/18/20	NP	11.39	19.69	NA	NA	659.44	659.44
			08/17/20	NP	10.44	NM	NA	NA	660.39	660.39
			11/20/20	NP	10.85	NM[5]	NA	NA	659.98	659.98
			12/17/20	NP	11.46	19.68	NA	NA	659.37	659.37
			02/08/21	NP	11.56	19.64	NA	NA	659.27	659.27
			03/23/21	NP	12.18	NM	NA	NA	658.65	658.65
			05/03/21	NP	11.69	19.68	NA	NA	659.14	659.14
MW-46	670.84	16.0-21.0	05/09/16	NP	8.42	20.45	NA	NA	662.42	662.42
			04/19/17	NP	10.61	20.30	NA	NA	660.23	660.23
			07/24/17	NP	10.33	19.78	NA	NA	660.51	660.51
			11/06/17	NP	9.76	19.81	NA	NA	661.08	661.08
			02/05/18	NP	10.20	19.81	NA	NA	660.64	660.64
			05/07/18	NP	9.84	19.94	NA	NA	661.00	661.00
			08/16/18	NP	9.47	NM	NA	NA	661.37	661.37
			11/19/18	NP	10.18	19.63	NA	NA	660.66	660.66
			02/22/19	NP	10.79	19.64	NA	NA	660.05	660.05
			06/14/19	NP	9.48	19.87	NA	NA	661.36	661.36
			09/26/19	NP	10.35	19.73	NA	NA	660.49	660.49
			11/04/19	NP	10.26	19.70	NA	NA	660.58	660.58
			02/05/20	NP	10.82	NM	NA	NA	660.02	660.02
			04/01/20	NP	10.20	NM	NA	NA	660.64	660.64
			05/18/20	NP	10.60	19.65	NA	NA	660.24	660.24
			08/17/20	NP	10.31	NM	NA	NA	660.53	660.53
			11/20/20	NP	10.52	NM[5]	NA	NA	660.32	660.32
			12/17/20	NP	10.92	19.69	NA	NA	659.92	659.92
			02/08/21	NP	11.17	19.62	NA	NA	659.67	659.67
			03/23/21	NP	11.23	NM	NA	NA	659.61	659.61
			05/03/21	NP	9.01	19.77	NA	NA	661.83	661.83
MW-47	671.33	16.0-21.0	05/09/16	NP	7.53	11.92	NA	NA	663.80	663.80
			04/19/17	NP	9.88	20.76	NA	NA	661.45	661.45
			07/24/17	NP	10.11	19.96	NA	NA	661.22	661.22
			11/06/17	NP	9.87	19.98	NA	NA	661.46	661.46
			02/05/18	NP	10.11	19.98	NA	NA	661.22	661.22
			05/07/18	NP	9.49	19.94	NA	NA	661.84	661.84
			08/16/18	NP	9.65	NM	NA	NA	661.68	661.68
			11/19/18	NP	10.02	19.93	NA	NA	661.31	661.31
			02/22/19	NP	10.50	19.92	NA	NA	660.83	660.83
			06/14/19	NM	NM	NM	NA	NA	NM	NM
			09/26/19	NP	10.23	19.96	NA	NA	661.10	661.10
			11/04/19	NP	10.07	19.92	NA	NA	661.26	661.26
			02/05/20	NP	10.32	NM	NA	NA	661.01	661.01
			05/18/20	NP	10.07	19.97	NA	NA	661.26	661.26
			08/17/20	NP	10.10	NM	NA	NA	661.23	661.23
			11/20/20	NP	10.35	NM[5]	NA	NA	660.98	660.98
			12/17/20	NP	10.54	19.97	NA	NA	660.79	660.79
			02/08/21	NP	10.68	19.99	NA	NA	660.65	660.65
			03/23/21	NP	10.69	NM	NA	NA	660.64	660.64
			05/03/21	NP	10.40	19.98	NA	NA	660.93	660.93

See Notes on Last Page.

Table 1
On-Site Groundwater Elevations
Ford Livonia Transmission Plant
36200 Plymouth Road
Livonia, Michigan

Well ID	TOC Elevation[1] (ft. amsl)	Screen Interval (ft. bgs)	Gauging Date	Depth to LNAPL (ft. btoc)	Depth to Water (ft. btoc)	Total Depth (ft. btoc)	LNAPL Elevation (ft. amsl)	LNAPL Thickness (ft.)	Groundwater Elevation (ft. amsl)	Corrected Groundwater Elevation (ft. amsl)
MW-48	670.98	17.0-22.0	05/09/16	NP	6.33	21.76	NA	NA	664.65	664.65
			04/19/17	NP	8.93	21.62	NA	NA	662.05	662.05
			07/24/17	NP	9.70	20.42	NA	NA	661.28	661.28
			11/06/17	NP	9.33	20.34	NA	NA	661.65	661.65
			02/05/18	NP	10.08	20.35	NA	NA	660.90	660.90
			05/07/18	NP	8.84	20.60	NA	NA	662.14	662.14
			08/16/18	NP	9.34	NM	NA	NA	661.64	661.64
			11/19/18	NP	8.97	NM	NA	NA	662.01	662.01
			03/04/19	NP	9.80	20.40	NA	NA	661.18	661.18
			06/14/19	NP	8.64	20.26	NA	NA	662.34	662.34
			09/26/19	NP	9.17	20.26	NA	NA	661.81	661.81
			11/04/19	NP	8.78	20.25	NA	NA	662.20	662.20
			02/05/20	NP	9.26	NM	NA	NA	661.72	661.72
			04/01/20	NP	9.34	NM	NA	NA	661.64	661.64
			05/18/20	NP	8.81	20.22	NA	NA	662.17	662.17
			08/17/20	NP	9.36	NM	NA	NA	661.62	661.62
			11/20/20	NP	9.74	NM[5]	NA	NA	661.24	661.24
			12/17/20	NP	9.94	20.22	NA	NA	661.04	661.04
			02/08/21	NP	10.23	20.15	NA	NA	660.75	660.75
			03/23/21	NP	10.13	NM	NA	NA	660.85	660.85
			05/03/21	NP	9.54	19.87	NA	NA	661.44	661.44
MW-49	669.07	12.5-17.5	05/12/16	NP	6.57	17.31	NA	NA	662.50	662.50
			04/19/17	NP	7.03	17.31	NA	NA	662.04	662.04
			07/24/17	NP	6.94	17.37	NA	NA	662.13	662.13
			11/06/17	NM	NM	NM	NA	NA	NM	NM
			02/05/18	NP	7.32	17.44	NA	NA	661.75	661.75
			05/07/18	NP	6.88	17.28	NA	NA	662.19	662.19
			08/16/18	NP	6.39	NM	NA	NA	662.68	662.68
			11/19/18	NP	6.11	17.14	NA	NA	662.96	662.96
			02/22/19	NP	6.75	17.27	NA	NA	662.32	662.32
			06/14/19	NP	6.14	16.86	NA	NA	662.93	662.93
			09/27/19	NP	6.36	17.21	NA	NA	662.71	662.71
			11/04/19	NP	6.28	17.17	NA	NA	662.79	662.79
			02/05/20	NP	6.40	NM	NA	NA	662.67	662.67
			05/18/20	Could Not Access Well, located underneath parked vehicle						
			08/17/20	NP	5.25	NM	NA	NA	663.82	663.82
			11/20/20	NP	6.68	NM[5]	NA	NA	662.39	662.39
			02/08/21	NP	6.88	17.13	NA	NA	662.19	662.19
			05/03/21	NP	7.07	17.13	NA	NA	662.00	662.00
MW-50	670.16	16.0-21.0	05/09/16	NP	5.42	20.34	NA	NA	664.74	664.74
			04/19/17	NP	6.77	20.23	NA	NA	663.39	663.39
			07/24/17	NP	8.16	18.42	NA	NA	662.00	662.00
			11/06/17	NP	8.15	18.81	NA	NA	662.01	662.01
			02/05/18	NP	8.47	18.44	NA	NA	661.69	661.69
			05/07/18	NP	6.81	19.00	NA	NA	663.35	663.35
			08/16/18	NP	7.55	NM	NA	NA	662.61	662.61
			11/19/18	NP	7.44	NM	NA	NA	662.72	662.72
			02/22/19	NP	7.61	18.81	NA	NA	662.55	662.55
			06/14/19	NP	6.82	14.91	NA	NA	663.34	663.34
			09/26/19	NP	8.03	14.72	NA	NA	662.13	662.13
			11/04/19	NP	7.40	18.78	NA	NA	662.76	662.76
			02/05/20	NP	7.22	NM	NA	NA	662.94	662.94
			04/01/20	NP	7.31	NM	NA	NA	662.85	662.85
			05/18/20	NP	7.14	18.84	NA	NA	663.02	663.02
			08/17/20	NP	7.78	NM	NA	NA	662.38	662.38
			11/20/20	NP	8.40	NM[5]	NA	NA	661.76	661.76
			12/17/20	NP	8.57	18.77	NA	NA	661.59	661.59
			02/08/21	NP	8.69	18.74	NA	NA	661.47	661.47
			03/23/21	NP	8.56	NM	NA	NA	661.60	661.60
			05/03/21	NP	8.05	18.76	NA	NA	662.11	662.11
MW-51	671.07	15.0-20.0	04/19/17	NP	6.12	19.04	NA	NA	664.95	664.95
			07/24/17	NP	7.82	18.92	NA	NA	663.25	663.25
			11/06/17	NP	7.58	18.91	NA	NA	663.49	663.49
			02/05/18	NP	7.89	18.95	NA	NA	663.18	663.18
			05/07/18	NP	6.24	18.85	NA	NA	664.83	664.83
			08/16/18	NP	7.33	NM	NA	NA	663.74	663.74
			11/19/18	NP	7.05	NM	NA	NA	664.02	664.02
			03/01/19	NP	7.03	14.56	NA	NA	664.04	664.04
			06/14/19	NP	6.08	18.89	NA	NA	664.99	664.99
			09/26/19	NP	7.81	18.91	NA	NA	663.26	663.26
			11/04/19	NP	7.12	18.88	NA	NA	663.95	663.95
			02/05/20	NP	8.79	NM	NA	NA	662.28	662.28
			05/18/20	NP	6.67	18.89	NA	NA	664.40	664.40
			08/17/20	NP	7.60	NM	NA	NA	663.47	663.47
			11/20/20	NP	8.19	NM[5]	NA	NA	662.88	662.88
			12/17/20	NP	8.12	18.91	NA	NA	662.95	662.95
			02/08/21	NP	8.31	18.90	NA	NA	662.76	662.76
			03/23/21	NP	8.18	NM	NA	NA	662.89	662.89
			05/03/21	NP	7.88	14.42[2]	NA	NA	663.19	663.19
MW-52	669.16	15.0-20.0	05/09/16	NP	6.39	19.81	NA	NA	662.77	662.77
			04/19/17	NP	6.59	19.76	NA	NA	662.57	662.57
			07/24/17	NP	8.33	19.75	NA	NA	660.83	660.83
			11/06/17	NP	8.87	19.83	NA	NA	660.29	660.29
			02/05/18	NP	8.43	19.57	NA	NA	660.73	660.73
			05/07/18	NP	6.57	19.76	NA	NA	662.59	662.59
			08/16/18	NP	8.30	NM	NA	NA	660.86	660.86
			11/19/18	NP	7.52	NM	NA	NA	661.64	661.64
			02/22/19	NP	7.36	19.73	NA	NA	661.80	661.80
			06/14/19	NP	6.43	19.75	NA	NA	662.73	662.73
			09/26/19	NP	8.58	19.76	NA	NA	660.58	660.58
			11/04/19	NP	8.14	19.44	NA	NA	661.02	661.02
			02/05/20	NP	7.08	NM	NA	NA	662.08	662.08
			05/18/20	NP	6.80	19.42	NA	NA	662.36	662.36
			08/17/20	NP	9.38	NM	NA	NA	659.78	659.78
			11/20/20	NP	8.91	NM[5]	NA	NA	660.25	660.25
			12/17/20	NP	8.71	19.78	NA	NA	660.45	660.45

See Notes on Last Page.

Table 1
On-Site Groundwater Elevations
Ford Livonia Transmission Plant
36200 Plymouth Road
Livonia, Michigan

Well ID	TOC Elevation[1] (ft. amsl)	Screen Interval (ft. bgs)	Gauging Date	Depth to LNAPL (ft. btoc)	Depth to Water (ft. btoc)	Total Depth (ft. btoc)	LNAPL Elevation (ft. amsl)	LNAPL Thickness (ft.)	Groundwater Elevation (ft. amsl)	Corrected Groundwater Elevation (ft. amsl)
MW-52	669.16	15.0-20.0	02/08/21	NP	8.84	19.78	NA	NA	660.32	660.32
			03/23/21	NP	8.53	NM	NA	NA	660.63	660.63
			05/03/21	NP	8.15	19.77	NA	NA	661.01	661.01
MW-53	668.59	16.0-21.0	05/09/16	NP	6.05	20.85	NA	NA	662.54	662.54
			04/18/17	NP	6.03	20.83	NA	NA	662.56	662.56
			07/24/17	NP	7.92	20.63	NA	NA	660.67	660.67
			11/06/17	NP	8.35	21.08	NA	NA	660.24	660.24
			02/05/18	NP	7.98	20.68	NA	NA	660.61	660.61
			05/07/18	NP	6.08	20.81	NA	NA	662.51	662.51
			08/16/18	NP	7.87	NM	NA	NA	660.72	660.72
			11/19/18	NP	7.10	NM	NA	NA	661.49	661.49
			02/22/19	NP	6.73	20.62	NA	NA	661.86	661.86
			06/14/19	NP	5.98	20.62	NA	NA	662.61	662.61
			09/26/19	NP	8.15	20.64	NA	NA	660.44	660.44
			11/04/19	NP	8.23	20.62	NA	NA	660.36	660.36
			02/05/20	NP	6.55	NM	NA	NA	662.04	662.04
			05/18/20	NP	6.19	20.81	NA	NA	662.40	662.40
			08/17/20	NP	7.83	NM	NA	NA	660.76	660.76
			11/20/20	NP	8.48	NM[5]	NA	NA	660.11	660.11
			12/17/20	NP	8.57	20.65	NA	NA	660.02	660.02
			02/08/21	NP	8.35	20.80	NA	NA	660.24	660.24
			05/03/21	NP	7.63	20.81	NA	NA	660.96	660.96
MW-54	668.49	16.0-21.0	04/19/17	NP	6.01	20.86	NA	NA	662.48	662.48
			07/24/17	NP	8.08	20.52	NA	NA	660.41	660.41
			11/06/17	NP	8.17	20.71	NA	NA	660.32	660.32
			02/05/18	NP	7.96	20.56	NA	NA	660.53	660.53
			05/07/18	NP	6.09	20.82	NA	NA	662.40	662.40
			08/16/18	NP	8.01	NM	NA	NA	660.48	660.48
			11/19/18	NP	7.06	NM	NA	NA	661.43	661.43
			02/22/19	Could Not Access Well, covered by ice/snow						
			06/14/19	NP	5.90	20.82	NA	NA	662.59	662.59
			09/26/19	NP	8.54	20.51	NA	NA	659.95	659.95
			11/04/19	NP	7.82	20.85	NA	NA	660.67	660.67
			02/05/20	NP	6.53	NM	NA	NA	661.96	661.96
			05/18/20	NM[4]	NM[4]	NM[4]	NA[4]	NA[4]	NM[4]	NM[4]
			08/17/20	NP	7.95	NM	NA	NA	660.54	660.54
			11/20/20	NP	8.50	NM[5]	NA	NA	659.99	659.99
			12/17/20	NP	8.34	20.82	NA	NA	660.15	660.15
			02/08/21	NP	8.40	20.81	NA	NA	660.09	660.09
			05/03/21	NP	7.82	20.85	NA	NA	660.67	660.67
MW-54S	668.24	4.5-9.5	06/14/19	NP	2.96	9.25	NA	NA	665.28	665.28
			09/26/19	NP	7.56	9.10	NA	NA	660.68	660.68
			11/04/19	NP	4.83	9.28	NA	NA	663.41	663.41
			02/05/20	NP	5.60	NM	NA	NA	662.64	662.64
			05/18/20	NP	3.39	9.28	NA	NA	664.85	664.85
			08/17/20	NP	3.93	NM	NA	NA	664.31	664.31
			11/20/20	NP	7.51	NM[5]	NA	NA	660.73	660.73
			12/17/20	NP	7.36	9.02	NA	NA	660.88	660.88
			02/08/21	NP	7.56	9.24	NA	NA	660.68	660.68
			03/23/21	NP	7.23	NM	NA	NA	661.01	661.01
			05/03/21	NP	7.01	9.25	NA	NA	661.23	661.23
MW-55	670.04	15.0-20.0	04/19/17	NP	6.84	19.82	NA	NA	663.20	663.20
			07/24/17	NP	8.95	19.56	NA	NA	661.09	661.09
			11/06/17	NP	8.98	20.03	NA	NA	661.06	661.06
			02/05/18	NP	8.78	19.64	NA	NA	661.26	661.26
			05/07/18	NP	6.91	19.74	NA	NA	663.13	663.13
			08/16/18	NP	8.66	NM	NA	NA	661.38	661.38
			11/19/18	NP	7.86	NM	NA	NA	662.18	662.18
			02/22/19	NP	7.63	19.55	NA	NA	662.41	662.41
			06/14/19	NP	6.95	19.72	NA	NA	663.09	663.09
			09/26/19	NP	9.20	19.56	NA	NA	660.84	660.84
			11/04/19	NP	8.14	19.73	NA	NA	661.90	661.90
			02/05/20	NP	7.20	NM	NA	NA	662.84	662.84
			05/18/20	NP	6.64	19.72	NA	NA	663.40	663.40
			08/17/20	NP	8.24	NM	NA	NA	661.80	661.80
			11/20/20	NP	9.12	NM[5]	NA	NA	660.92	660.92
			12/17/20	NP	8.85	19.58	NA	NA	661.19	661.19
			02/08/21	NP	8.98	19.58	NA	NA	661.06	661.06
			03/23/21	NP	7.00	NM	NA	NA	663.04	663.04
			05/03/21	NP	8.55	19.74	NA	NA	661.49	661.49
MW-55D	670.17	19.0-24.0	06/14/19	NP	7.04	23.82	NA	NA	663.13	663.13
			09/26/19	NP	9.46	23.65	NA	NA	660.71	660.71
			11/04/19	NP	8.12	23.45	NA	NA	662.05	662.05
			02/05/20	NP	7.59	NM	NA	NA	662.58	662.58
			05/18/20	NM[4]	NM[4]	NM[4]	NA[4]	NA[4]	NM[4]	NM[4]
			08/17/20	NP	8.32	NM	NA	NA	661.85	661.85
			11/20/20	NP	9.22	NM[5]	NA	NA	660.95	660.95
			12/17/20	NP	8.93	23.56	NA	NA	661.24	661.24
			02/08/21	NP	9.11	23.56	NA	NA	661.06	661.06
			05/03/21	NP	8.62	23.59	NA	NA	661.55	661.55
MW-56	670.26	16.0-21.0	04/19/17	NP	6.67	20.69	NA	NA	663.59	663.59
			07/24/17	NP	8.18	20.58	NA	NA	662.08	662.08
			11/06/17	NP	8.37	20.76	NA	NA	661.89	661.89
			02/05/18	NP	8.08	20.59	NA	NA	662.18	662.18
			05/07/18	NP	6.62	26.44	NA	NA	663.64	663.64
			08/16/18	NP	7.95	NM	NA	NA	662.31	662.31
			11/19/18	NP	7.40	NM	NA	NA	662.86	662.86
			02/22/19	NP	7.19	20.39	NA	NA	663.07	663.07
			06/14/19	NP	6.68	20.41	NA	NA	663.58	663.58
			09/26/19	NP	8.32	20.40	NA	NA	661.94	661.94
			11/04/19	NP	7.34	20.35	NA	NA	662.92	662.92
			02/05/20	NP	6.59	NM	NA	NA	663.67	663.67
			05/18/20	NP	6.25	20.32	NA	NA	664.01	664.01
			08/17/20	NP	7.66	NM	NA	NA	662.60	662.60
			11/20/20	NP	8.35	NM[5]	NA	NA	661.91	661.91
			12/17/20	NP	8.02	20.32	NA	NA	662.24	662.24

See Notes on Last Page.

Table 1
On-Site Groundwater Elevations
Ford Livonia Transmission Plant
36200 Plymouth Road
Livonia, Michigan

Well ID	TOC Elevation[1] (ft. amsl)	Screen Interval (ft. bgs)	Gauging Date	Depth to LNAPL (ft. btoc)	Depth to Water (ft. btoc)	Total Depth (ft. btoc)	LNAPL Elevation (ft. amsl)	LNAPL Thickness (ft.)	Groundwater Elevation (ft. amsl)	Corrected Groundwater Elevation (ft. amsl)
MW-56	670.26	16.0-21.0	02/08/21	NP	8.16	20.32	NA	NA	662.10	662.10
			03/23/21	NP	7.90	NM	NA	NA	662.36	662.36
			05/03/21	NP	7.75	20.31	NA	NA	662.51	662.51
MW-57	668.93	17.0-22.0	04/19/17	NP	5.89	21.72	NA	NA	663.04	663.04
			07/24/17	NP	7.83	21.63	NA	NA	661.10	661.10
			11/06/17	NP	8.12	21.83	NA	NA	660.81	660.81
			02/06/18	NP	7.86	21.80	NA	NA	661.07	661.07
			05/07/18	NP	5.79	21.73	NA	NA	663.14	663.14
			08/16/18	NP	7.59	NM	NA	NA	661.34	661.34
			11/19/18	NP	6.78	NM	NA	NA	662.15	662.15
			02/22/19	NP	6.73	21.66	NA	NA	662.20	662.20
			06/14/19	NP	5.75	21.66	NA	NA	663.18	663.18
			09/26/19	NP	8.03	21.68	NA	NA	660.90	660.90
			11/04/19	NP	7.13	21.71	NA	NA	661.80	661.80
			02/05/20	NP	6.23	NM	NA	NA	662.70	662.70
			05/18/20	NP	5.72	21.66	NA	NA	663.21	663.21
			08/17/20	NP	7.39	NM	NA	NA	661.54	661.54
			11/20/20	NP	8.16	NM[5]	NA	NA	660.77	660.77
			12/17/20	NP	9.00	21.68	NA	NA	659.93	659.93
			02/08/21	NP	8.09	21.68	NA	NA	660.84	660.84
			03/23/21	NP	7.77	NM	NA	NA	661.16	661.16
			05/03/21	NP	7.46	21.61	NA	NA	661.47	661.47
MW-58	668.73	15.0-20.0	05/09/16	NP	3.51	19.74	NA	NA	665.22	665.22
			04/19/17	NP	4.28	19.72	NA	NA	664.45	664.45
			07/24/17	NP	5.68	18.70	NA	NA	663.05	663.05
			11/06/17	NP	5.78	19.69	NA	NA	662.95	662.95
			02/05/18	NP	5.63	19.40	NA	NA	663.10	663.10
			05/07/18	NP	4.01	19.68	NA	NA	664.72	664.72
			08/16/18	NP	5.43	NM	NA	NA	663.30	663.30
			11/19/18	NP	5.03	NM	NA	NA	663.70	663.70
			03/01/19	NP	4.65	19.66	NA	NA	664.08	664.08
			06/14/19	NP	4.12	19.66	NA	NA	664.61	664.61
			09/26/19	NP	5.75	19.64	NA	NA	662.98	662.98
			11/04/19	NP	5.07	19.64	NA	NA	663.66	663.66
			02/05/20	NP	4.16	NM	NA	NA	664.57	664.57
			05/18/20	NM[4]	NM[4]	NM[4]	NA[4]	NA[4]	NM[4]	NM[4]
			08/17/20	NP	5.23	NM	NA	NA	663.50	663.50
			11/20/20	NP	5.79	NM[5]	NA	NA	662.94	662.94
			12/17/20	NP	5.57	19.62	NA	NA	663.16	663.16
			02/08/21	NP	5.70	19.62	NA	NA	663.03	663.03
			03/23/21	NP	5.46	NM	NA	NA	663.27	663.27
			05/03/21	NP	5.23	19.61	NA	NA	663.50	663.50
MW-62	671.06	16.3-21.3	04/20/17	NP	7.89	21.13	NA	NA	663.17	663.17
			07/24/17	NP	10.11	21.01	NA	NA	660.95	660.95
			11/06/17	NP	9.43	21.14	NA	NA	661.63	661.63
			02/05/18	NP	9.46	21.15	NA	NA	661.60	661.60
			05/07/18	NP	7.72	21.15	NA	NA	663.34	663.34
			08/16/18	NP	8.75	NM	NA	NA	662.31	662.31
			11/19/18	NP	8.46	NM	NA	NA	662.60	662.60
			02/22/19	NP	8.52	21.13	NA	NA	662.54	662.54
			06/14/19	NP	7.87	21.15	NA	NA	663.19	663.19
			09/26/19	NP	9.14	21.12	NA	NA	661.92	661.92
			11/04/19	NP	8.60	21.12	NA	NA	662.46	662.46
			02/05/20	NP	8.23	NM	NA	NA	662.83	662.83
			04/01/20	NP	8.32	NM	NA	NA	662.74	662.74
			05/18/20	NP	8.13	21.12	NA	NA	662.93	662.93
			08/17/20	NP	8.93	NM	NA	NA	662.13	662.13
			11/20/20	NP	9.55	NM[5]	NA	NA	661.51	661.51
			12/17/20	NP	9.63	21.15	NA	NA	661.43	661.43
			02/08/21	NP	9.73	21.15	NA	NA	661.33	661.33
			03/23/21	NP	9.55	NM	NA	NA	661.51	661.51
			05/03/21	NP	9.10	21.15	NA	NA	661.96	661.96
MW-63	669.96	7.0-12.0	04/20/17	NP	7.32	11.75	NA	NA	662.64	662.64
			07/24/17	NP	8.45	11.78	NA	NA	661.51	661.51
			11/06/17	NP	8.18	11.80	NA	NA	661.78	661.78
			02/05/18	NP	8.77	11.80	NA	NA	661.19	661.19
			05/07/18	NP	7.24	11.80	NA	NA	662.72	662.72
			08/16/18	NP	7.82	NM	NA	NA	662.14	662.14
			11/19/18	NP	7.89	NM	NA	NA	662.07	662.07
			02/22/19	NP	8.36	11.79	NA	NA	661.60	661.60
			06/19/19	NP	7.55	11.78	NA	NA	662.41	662.41
			09/26/19	NP	8.22	11.78	NA	NA	661.74	661.74
			11/04/19	NP	7.68	11.77	NA	NA	662.28	662.28
			02/05/20	NP	7.86	NM	NA	NA	662.10	662.10
			04/01/20	NP	7.88	NM	NA	NA	662.08	662.08
			05/18/20	NP	7.60	11.78	NA	NA	662.36	662.36
			08/17/20	NP	7.93	NM	NA	NA	662.03	662.03
			11/20/20	NP	8.52	NM[5]	NA	NA	661.44	661.44
			12/17/20	NP	8.85	11.80	NA	NA	661.11	661.11
			02/08/21	NP	8.97	11.80	NA	NA	660.99	660.99
			03/23/21	NP	8.89	NM	NA	NA	661.07	661.07
			05/03/21	NP	8.16	11.80	NA	NA	661.80	661.80
MW-64	671.09	15.0-20.0	04/20/17	NP	8.55	21.10	NA	NA	662.54	662.54
			07/24/17	NP	9.83	20.05	NA	NA	661.26	661.26
			11/06/17	NP	10.20	20.36	NA	NA	660.89	660.89
			02/06/18	NP	10.14	20.19	NA	NA	660.95	660.95
			05/07/18	NP	8.44	20.05	NA	NA	662.65	662.65
			08/16/18	NP	9.42	NM	NA	NA	661.67	661.67
			11/19/18	NP	9.12	NM	NA	NA	661.97	661.97
			02/28/19	NP	9.05	20.20	NA	NA	662.04	662.04
			06/14/19	NP	8.30	20.00	NA	NA	662.79	662.79
			09/26/19	NP	9.71	20.01	NA	NA	661.38	661.38
			11/04/19	NP	9.45	20.01	NA	NA	661.64	661.64
			02/05/20	NP	8.99	NM	NA	NA	662.10	662.10
			05/18/20	NP	8.79	20.05	NA	NA	662.30	662.30
			08/17/20	NP	9.57	NM	NA	NA	661.52	661.52

See Notes on Last Page.

Table 1
On-Site Groundwater Elevations
Ford Livonia Transmission Plant
36200 Plymouth Road
Livonia, Michigan

Well ID	TOC Elevation[1] (ft. amsl)	Screen Interval (ft. bgs)	Gauging Date	Depth to LNAPL (ft. btoc)	Depth to Water (ft. btoc)	Total Depth (ft. btoc)	LNAPL Elevation (ft. amsl)	LNAPL Thickness (ft.)	Groundwater Elevation (ft. amsl)	Corrected Groundwater Elevation (ft. amsl)
MW-64	671.09	15.0-20.0	11/20/20	NP	10.18	NM[5]	NA	NA	660.91	660.91
			12/17/20	NP	10.23	20.02	NA	NA	660.86	660.86
			02/08/21	NP	10.21	20.02	NA	NA	660.88	660.88
			03/23/21	NP	10.05	NM	NA	NA	661.04	661.04
			05/03/21	NP	9.01	20.02	NA	NA	662.08	662.08
MW-65	671.98	16.0-21.0	04/20/17	NP	8.26	21.18	NA	NA	663.72	663.72
			07/24/17	NP	9.87	21.11	NA	NA	662.11	662.11
			11/06/17	NP	9.68	21.11	NA	NA	662.30	662.30
			02/05/18	NP	10.05	21.16	NA	NA	661.93	661.93
			05/07/18	NP	8.37	21.04	NA	NA	663.61	663.61
			08/16/18	NP	9.13	NM	NA	NA	662.85	662.85
			11/19/18	NP	9.06	NM	NA	NA	662.92	662.92
			02/28/19	NP	9.49	19.59	NA	NA	662.49	662.49
			06/14/19	NP	8.35	21.10	NA	NA	663.63	663.63
			09/26/19	NP	9.57	21.10	NA	NA	662.41	662.41
			11/04/19	NP	9.07	21.08	NA	NA	662.91	662.91
			02/05/20	NP	8.92	NM	NA	NA	663.06	663.06
			05/18/20	NP	8.84	21.09	NA	NA	663.14	663.14
			08/17/20	NP	9.41	NM	NA	NA	662.57	662.57
			11/20/20	NP	10.01	NM[5]	NA	NA	661.97	661.97
			12/17/20	NP	10.15	21.12	NA	NA	661.83	661.83
			02/08/21	NP	10.24	21.05	NA	NA	661.74	661.74
			03/23/21	NP	10.20	NM	NA	NA	661.78	661.78
			05/03/21	NP	9.71	21.10	NA	NA	662.27	662.27
MW-66	669.83	15.0-20.0	04/20/17	NP	6.55	19.49	NA	NA	663.28	663.28
			07/24/17	NP	7.81	19.35	NA	NA	662.02	662.02
			11/06/17	NP	7.51	19.23	NA	NA	662.32	662.32
			02/05/18	NP	8.03	19.06	NA	NA	661.80	661.80
			05/07/18	NP	6.79	19.02	NA	NA	663.04	663.04
			08/16/18	NP	7.33	NM	NA	NA	662.50	662.50
			11/19/18	NP	7.25	NM	NA	NA	662.58	662.58
			03/04/19	NP	7.65	19.11	NA	NA	662.18	662.18
			06/14/19	NP	6.45	19.00	NA	NA	663.38	663.38
			09/26/19	NP	7.49	19.02	NA	NA	662.34	662.34
			11/04/19	NP	7.03	18.99	NA	NA	662.80	662.80
			02/05/20	NP	7.15	NM	NA	NA	662.68	662.68
			05/18/20	NP	7.03	19.01	NA	NA	662.80	662.80
			08/17/20	NP	7.59	NM	NA	NA	662.24	662.24
			11/20/20	NP	8.01	NM[5]	NA	NA	661.82	661.82
			12/17/20	NP	8.17	19.01	NA	NA	661.66	661.66
			02/08/21	NP	8.25	18.98	NA	NA	661.58	661.58
			03/23/21	NP	8.25	NM	NA	NA	661.58	661.58
			05/03/21	NP	7.80	18.97	NA	NA	662.03	662.03
MW-67	671.32	9.0-14.0	04/20/17	NP	9.44	13.97	NA	NA	661.88	661.88
			07/24/17	NP	9.84	13.84	NA	NA	661.48	661.48
			11/06/17	NP	9.76	14.01	NA	NA	661.56	661.56
			02/05/18	NP	10.00	14.02	NA	NA	661.32	661.32
			05/07/18	NP	9.14	14.01	NA	NA	662.18	662.18
			08/16/18	NP	9.48	NM	NA	NA	661.84	661.84
			11/19/18	NP	9.30	NM	NA	NA	662.02	662.02
			02/28/19	NP	9.89	14.12	NA	NA	661.43	661.43
			06/14/19	NP	9.02	14.03	NA	NA	662.30	662.30
			09/26/19	NP	9.59	14.00	NA	NA	661.73	661.73
			11/04/19	NP	9.38	14.00	NA	NA	661.94	661.94
			02/05/20	NP	9.70	NM	NA	NA	661.62	661.62
			05/18/20	NP	9.57	14.02	NA	NA	661.75	661.75
			08/17/20	NP	9.66	NM	NA	NA	661.66	661.66
			11/20/20	NP	9.95	NM[5]	NA	NA	661.37	661.37
			12/17/20	NP	10.15	14.50	NA	NA	661.17	661.17
			02/08/21	NP	10.21	14.02	NA	NA	661.11	661.11
			03/23/21	NP	10.28	NM	NA	NA	661.04	661.04
			05/03/21	NP	9.97	14.03	NA	NA	661.35	661.35
MW-68	670.71	15.0-20.0	04/20/17	NP	9.39	21.85	NA	NA	661.32	661.32
			07/24/17	NP	9.55	19.86	NA	NA	661.16	661.16
			11/06/17	NP	9.51	19.85	NA	NA	661.20	661.20
			02/05/18	NP	9.68	19.85	NA	NA	661.03	661.03
			05/15/18	NP	8.68	19.82	NA	NA	662.03	662.03
			08/16/18	NP	9.04	NM	NA	NA	661.67	661.67
			11/19/18	NP	9.17	19.79	NA	NA	661.54	661.54
			03/08/19	NP	9.69	15.29	NA	NA	661.02	661.02
			06/14/19	NP	8.75	19.85	NA	NA	661.96	661.96
			09/26/19	NP	9.47	19.79	NA	NA	661.24	661.24
			11/04/19	NP	9.35	19.81	NA	NA	661.36	661.36
			02/05/20	NP	9.58	NM	NA	NA	661.13	661.13
			04/01/20	NP	9.35	NM	NA	NA	661.36	661.36
			05/18/20	NP	9.38	19.80	NA	NA	661.33	661.33
			08/17/20	NP	9.39	NM	NA	NA	661.32	661.32
			11/20/20	NP	9.68	NM[5]	NA	NA	661.03	661.03
			12/17/20	NP	9.80	19.84	NA	NA	660.91	660.91
			02/08/21	NP	10.00	19.82	NA	NA	660.71	660.71
			03/23/21	NP	10.01	NM	NA	NA	660.70	660.70
			05/03/21	NP	9.77	19.82	NA	NA	660.94	660.94
MW-69	670.27	15.0-20.0	04/20/17	NP	9.71	19.91	NA	NA	660.56	660.56
			07/24/17	NP	NM	NM	NA	NA	NM	NM
			11/06/17	NP	9.91	19.98	NA	NA	660.36	660.36
			02/05/18	NP	9.78	20.01	NA	NA	660.49	660.49
			05/07/18	NP	14.78	19.91	NA	NA	655.49	655.49
			08/16/18	NP	8.90	NM	NA	NA	661.37	661.37
			11/19/18	NP	8.79	NM	NA	NA	661.48	661.48
			02/22/19	NP	9.30	19.98	NA	NA	660.97	660.97
			06/14/19	NM	NM	NM	NA	NA	NM	NM
			09/26/19	NP	9.35	19.92	NA	NA	660.92	660.92
			11/04/19	NP	9.46	19.91	NA	NA	660.81	660.81
			02/05/20	NP	9.29	NM	NA	NA	660.98	660.98
			05/18/20	NP	9.28	19.90	NA	NA	660.99	660.99
			08/17/20	NP	9.32	NM	NA	NA	660.95	660.95

See Notes on Last Page.

Table 1
On-Site Groundwater Elevations
Ford Livonia Transmission Plant
36200 Plymouth Road
Livonia, Michigan

Well ID	TOC Elevation[1] (ft. amsl)	Screen Interval (ft. bgs)	Gauging Date	Depth to LNAPL (ft. btoc)	Depth to Water (ft. btoc)	Total Depth (ft. btoc)	LNAPL Elevation (ft. amsl)	LNAPL Thickness (ft.)	Groundwater Elevation (ft. amsl)	Corrected Groundwater Elevation (ft. amsl)
MW-69	670.27	15.0-20.0	11/20/20	NP	9.80	NM[5]	NA	NA	660.47	660.47
			12/17/20	NP	9.87	19.94	NA	NA	660.40	660.40
			02/08/21	NP	10.11	19.88	NA	NA	660.16	660.16
			03/23/21	NP	10.29	NM	NA	NA	659.98	659.98
			05/03/21	NP	9.99	19.90	NA	NA	660.28	660.28
MW-70	671.36	15.0-20.0	04/20/17	NP	11.46	20.14	NA	NA	659.90	659.90
			07/24/17	NP	11.02	20.18	NA	NA	660.34	660.34
			11/06/17	NP	10.23	20.15	NA	NA	661.13	661.13
			02/05/18	NP	10.74	20.12	NA	NA	660.62	660.62
			05/07/18	NP	9.72	20.13	NA	NA	661.64	661.64
			08/16/18	NP	9.67	NM	NA	NA	661.69	661.69
			11/19/18	NP	10.40	20.09	NA	NA	660.96	660.96
			02/22/19	NP	11.13	15.30	NA	NA	660.23	660.23
			06/14/19	NP	9.82	20.09	NA	NA	661.54	661.54
			09/26/19	NP	10.77	20.11	NA	NA	660.59	660.59
			11/04/19	NP	10.91	20.10	NA	NA	660.45	660.45
			02/05/20	NP	11.50	NM	NA	NA	659.86	659.86
			05/18/20	NP	11.56	20.12	NA	NA	659.80	659.80
			08/17/20	NP	10.93	NM	NA	NA	660.43	660.43
			11/20/20	NP	11.29	NM[5]	NA	NA	660.07	660.07
			12/17/20	NP	11.68	20.14	NA	NA	659.68	659.68
			02/08/21	NP	11.90	20.11	NA	NA	659.46	659.46
			03/23/21	NP	12.35	NM	NA	NA	659.01	659.01
			05/03/21	NP	11.89	20.11	NA	NA	659.47	659.47
MW-71	671.04	15.0-20.0	04/20/17	NP	12.45	20.16	NA	NA	658.59	658.59
			07/24/17	NP	11.84	20.22	NA	NA	659.20	659.20
			11/06/17	NP	10.74	20.21	NA	NA	660.30	660.30
			02/05/18	NP	11.13	20.18	NA	NA	659.91	659.91
			05/07/18	NP	10.23	20.35	NA	NA	660.81	660.81
			08/16/18	NP	9.79	NM	NA	NA	661.25	661.25
			11/19/18	NP	11.03	20.14	NA	NA	660.01	660.01
			02/22/19	NP	11.66	20.24	NA	NA	659.38	659.38
			06/14/19	NP	10.91	20.15	NA	NA	660.13	660.13
			09/26/19	NP	11.12	20.17	NA	NA	659.92	659.92
			11/04/19	NP	11.84	20.15	NA	NA	659.20	659.20
			02/05/20	NP	12.59	NM	NA	NA	658.45	658.45
			04/01/20	NP	12.99	NM	NA	NA	658.05	658.05
			05/18/20	NP	12.89	20.16	NA	NA	658.15	658.15
			08/17/20	NP	11.56	NM	NA	NA	659.48	659.48
			11/20/20	NP	11.79	20.16[5]	NA	NA	659.25	659.25
			12/17/20	NP	12.88	20.19	NA	NA	658.16	658.16
			02/08/21	NP	12.64	20.15	NA	NA	658.40	658.40
			03/23/21	NP	13.54	NM	NA	NA	657.50	657.50
			05/03/21	NP	12.88	20.19	NA	NA	658.16	658.16
MW-113	672.44	5.0-10.0	09/26/19	NP	5.20	9.56	NA	NA	667.24	667.24
			11/04/19	NP	4.31	9.56	NA	NA	668.13	668.13
			02/05/20	NP	3.83	NM	NA	NA	668.61	668.61
			05/18/20	NP	3.73	9.55	NA	NA	668.71	668.71
			08/17/20	NP	4.74	NM	NA	NA	667.70	667.70
			11/20/20	NP	5.06	NM[5]	NA	NA	667.38	667.38
			02/08/21	NP	5.14	9.54	NA	NA	667.30	667.30
			05/03/21	NP	4.76	9.52	NA	NA	667.68	667.68
MW-114	670.80	5.0-10.0	09/26/19	NP	5.50	9.42	NA	NA	665.30	665.30
			11/04/19	NP	5.39	9.44	NA	NA	665.41	665.41
			02/05/20	NP	5.16	NM	NA	NA	665.64	665.64
			05/18/20	NP	5.04	9.32	NA	NA	665.76	665.76
			08/17/20	Could Not Access Well, safety hazard						
			11/20/20							
			02/08/21							
			05/03/21							
MW-120	670.35	7.0-12.0	09/26/19	NP	6.78	11.74	NA	NA	663.57	663.57
			11/04/19	NP	5.05	11.75	NA	NA	665.30	665.30
			02/05/20	NP	5.32	NM	NA	NA	665.03	665.03
			05/18/20	NP	5.07	11.72	NA	NA	665.28	665.28
			08/17/20	NP	6.12	NM	NA	NA	664.23	664.23
			11/20/20	NP	6.64	NM[5]	NA	NA	663.71	663.71
			02/08/21	NP	6.49	11.76	NA	NA	663.86	663.86
			05/03/21	NP	6.17	11.75	NA	NA	664.18	664.18
MW-122	670.47	16.0-20.0	09/26/19	NP	10.01	20.70	NA	NA	660.46	660.46
			11/04/19	NP	8.98	20.19	NA	NA	661.49	661.49
			02/05/20	NP	7.97	NM	NA	NA	662.50	662.50
			05/18/20	NM[4]	NM[4]	NM[4]	NA[4]	NA[4]	NM[4]	NM[4]
			08/17/20	NP	9.22	NM	NA	NA	661.25	661.25
			11/20/20	NP	9.96	NM[5]	NA	NA	660.51	660.51
			12/17/20	NP	9.67	20.09[5]	NA	NA	660.80	660.80
			02/08/21	NP	9.80	20.09	NA	NA	660.67	660.67
			05/03/21	NP	9.34	20.10	NA	NA	661.13	661.13
MW-124	670.24	5.0-10.0	09/30/19	NP	2.01	9.60	NA	NA	668.23	668.23
			11/04/19	NP	1.17	9.58	NA	NA	669.07	669.07
			02/05/20	Could Not Access Well, covered by storage racks/pallets						
			05/18/20	NM[4]	NM[4]	NM[4]	NA[4]	NA[4]	NM[4]	NM[4]
			08/17/20	Could Not Access Well, covered by storage racks/pallets						
			11/20/20	NP	2.02	NM[5]	NA	NA	668.22	668.22
			02/08/21	Could Not Access Well, covered by storage racks/pallets						
			05/03/21	NP	1.73	9.60	NA	NA	668.51	668.51
MW-194	672.47	12.0-17.0	11/20/19	NP	2.39	16.15	NA	NA	670.08	670.08
			02/05/20	NP	2.22	NM	NA	NA	670.25	670.25
			05/18/20	NM[4]	NM[4]	NM[4]	NA[4]	NA[4]	NM[4]	NM[4]
			08/17/20	NP	2.42	NM	NA	NA	670.05	670.05
			11/20/20	NP	2.85	NM[5]	NA	NA	669.62	669.62
			02/08/21	NP	3.16	16.12	NA	NA	669.31	669.31
			05/03/21	NP	3.00	16.11	NA	NA	669.47	669.47
MW-194S	672.67	2.0-7.0	11/20/19	NP	2.58	6.53	NA	NA	670.09	670.09
			02/05/20	NP	2.35	NM	NA	NA	670.32	670.32
			05/18/20	NP	2.41	6.50	NA	NA	670.26	670.26
			08/17/20	NP	2.61	NM	NA	NA	670.06	670.06

See Notes on Last Page.

Table 1
On-Site Groundwater Elevations
Ford Livonia Transmission Plant
36200 Plymouth Road
Livonia, Michigan

Well ID	TOC Elevation[1] (ft. amsl)	Screen Interval (ft. bgs)	Gauging Date	Depth to LNAPL (ft. btoc)	Depth to Water (ft. btoc)	Total Depth (ft. btoc)	LNAPL Elevation (ft. amsl)	LNAPL Thickness (ft.)	Groundwater Elevation (ft. amsl)	Corrected Groundwater Elevation (ft. amsl)
MW-194S	672.67	2.0-7.0	11/20/20	NP	3.04	NM[5]	NA	NA	669.63	669.63
			02/08/21	NP	3.33	6.45	NA	NA	669.34	669.34
			05/03/21	NP	3.20	6.45	NA	NA	669.47	669.47
MW-195S	671.99	2.0-7.0	11/20/19	NP	1.98	6.20	NA	NA	670.01	670.01
			02/05/20	NP	1.77	NM	NA	NA	670.22	670.22
			05/18/20	NP	1.82	6.08	NA	NA	670.17	670.17
			08/17/20	NP	1.97	NM	NA	NA	670.02	670.02
			11/20/20	NP	2.39	NM[5]	NA	NA	669.60	669.60
			02/08/21	NP	2.68	6.08	NA	NA	669.31	669.31
			05/03/21	NP	2.60	6.06	NA	NA	669.39	669.39
MW-196	672.75	12.0-17.0	11/20/19	NP	2.24	17.14	NA	NA	670.51	670.51
			02/05/20	NP	1.87	NM	NA	NA	670.88	670.88
			05/18/20	NP	1.91	17.12	NA	NA	670.84	670.84
			08/17/20	NP	2.29	NM	NA	NA	670.46	670.46
			11/20/20	NP	2.75	NM[5]	NA	NA	670.00	670.00
			02/08/21	NP	3.01	17.12	NA	NA	669.74	669.74
			05/03/21	NP	2.85	17.10	NA	NA	669.90	669.90
MW-196S	673.01	2.0-7.0	11/20/19	NP	2.50	6.55	NA	NA	670.51	670.51
			02/05/20	NP	2.15	NM	NA	NA	670.86	670.86
			05/18/20	NP	2.14	6.52	NA	NA	670.87	670.87
			08/17/20	NP	2.53	NM	NA	NA	670.48	670.48
			11/20/20	NP	3.01	NM[5]	NA	NA	670.00	670.00
			02/08/21	NP	3.21	6.52	NA	NA	669.80	669.80
			05/03/21	NP	3.10	6.50	NA	NA	669.91	669.91
MW-197S	675.93	3.0-8.0	11/25/19	NP	5.02	7.40	NA	NA	670.91	670.91
			02/05/20	NP	4.57	NM	NA	NA	671.36	671.36
			05/18/20	NP	4.52	7.39	NA	NA	671.41	671.41
			08/17/20	NP	5.10	NM	NA	NA	670.83	670.83
			11/20/20	NP	5.69	NM[5]	NA	NA	670.24	670.24
			02/08/21	NP	5.93	7.39	NA	NA	670.00	670.00
			05/03/21	NP	5.74	7.40	NA	NA	670.19	670.19
MW-198	675.37	12.0-17.0	11/25/19	NP	4.28	16.52	NA	NA	671.09	671.09
			02/05/20	NP	3.57	NM	NA	NA	671.80	671.80
			05/18/20	NM[4]	NM[4]	NM[4]	NA[4]	NA[4]	NM[4]	NM[4]
			08/17/20	Could Not Access Well						
			11/20/20	NP	5.01	NM[5]	NA	NA	670.36	670.36
			02/08/21	NP	4.31	16.52	NA	NA	671.06	671.06
			05/03/21	NP	5.06	16.51	NA	NA	670.31	670.31
MW-198S	675.41	2.5-7.5	11/20/19	NP	4.35	7.10	NA	NA	671.06	671.06
			02/05/20	NP	3.61	NM	NA	NA	671.80	671.80
			05/18/20	NP	3.51	7.10	NA	NA	671.90	671.90
			08/17/20	NP	4.25	NM	NA	NA	671.16	671.16
			11/20/20	NP	5.01	NM[5]	NA	NA	670.40	670.40
			02/08/21	NP	5.29	7.10	NA	NA	670.12	670.12
			05/03/21	NP	5.10	7.10	NA	NA	670.31	670.31
MW-199S	672.10	2.0-7.0	11/25/19	NP	1.97	5.82	NA	NA	670.13	670.13
			02/05/20	NP	1.68	NM	NA	NA	670.42	670.42
			05/18/20	NP	1.34	5.82	NA	NA	670.76	670.76
			08/17/20	NP	1.98	NM	NA	NA	670.12	670.12
			11/20/20	NP	2.72	NM[5]	NA	NA	669.38	669.38
			02/08/21	NP	2.68	5.82	NA	NA	669.42	669.42
			05/03/21	NP	2.30	5.82	NA	NA	669.80	669.80
MW-200	672.42	15.0-20.0	11/21/19	NP	6.41	18.80	NA	NA	666.01	666.01
			02/05/20	NP	5.85	NM	NA	NA	666.57	666.57
			05/18/20	NM[4]	NM[4]	NM[4]	NA[4]	NA[4]	NM[4]	NM[4]
			08/17/20	NP	6.34	NM	NA	NA	666.08	666.08
			11/20/20	NP	6.48	NM[5]	NA	NA	665.94	665.94
			02/08/21	NP	6.41	18.62	NA	NA	666.01	666.01
			05/03/21	NP	6.41	18.60	NA	NA	666.01	666.01
MW-200S	672.54	5.0-10.0	11/21/19	NP	6.35	9.58	NA	NA	666.19	666.19
			02/05/20	NP	5.89	NM	NA	NA	666.65	666.65
			05/18/20	NP	5.59	9.54	NA	NA	666.95	666.95
			08/17/20	NP	6.26	NM	NA	NA	666.28	666.28
			11/20/20	NP	6.43	NM[5]	NA	NA	666.11	666.11
			02/08/21	NP	6.39	9.56	NA	NA	666.15	666.15
			05/03/21	NP	6.30	9.55	NA	NA	666.24	666.24
MW-201	672.22	17.0-22.0	11/19/19	NP	5.02	21.47	NA	NA	667.20	667.20
			02/05/20	NP	4.70	NM	NA	NA	667.52	667.52
			05/18/20	NM[4]	NM[4]	NM[4]	NA[4]	NA[4]	NM[4]	NM[4]
			08/17/20	NP	4.98	NM	NA	NA	667.24	667.24
			11/20/20	NP	5.10	NM[5]	NA	NA	667.12	667.12
			02/08/21	NP	5.02	21.48	NA	NA	667.20	667.20
			05/03/21	NP	4.89	21.48	NA	NA	667.33	667.33
MW-201S	672.30	3.5-8.5	11/19/19	NP	5.16	8.13	NA	NA	667.14	667.14
			02/05/20	NP	4.90	NM	NA	NA	667.40	667.40
			05/18/20	NP	4.39	8.14	NA	NA	667.91	667.91
			08/17/20	NP	5.15	NM	NA	NA	667.15	667.15
			11/20/20	NP	5.23	NM[5]	NA	NA	667.07	667.07
			02/08/21	NP	5.30	8.13	NA	NA	667.00	667.00
			05/03/21	NP	5.04	8.12	NA	NA	667.26	667.26
MW-208S	671.39	9.0-14.0	02/05/20	NP	10.07	14.00[3]	NA	NA	661.32	661.32
			05/18/20	NP	10.09	13.59	NA	NA	661.30	661.30
			08/17/20	NP	10.36	NM	NA	NA	661.03	661.03
			11/20/20	NP	10.98	NM[5]	NA	NA	660.41	660.41
			12/17/20	NP	11.01	13.59	NA	NA	660.38	660.38
			02/08/21	NP	11.28	13.59	NA	NA	660.11	660.11
			05/03/21	NP	11.11	13.61	NA	NA	660.28	660.28
MW-209S	670.88	8.0-13.0	02/05/20	NP	9.43	13.00[3]	NA	NA	661.45	661.45
			05/18/20	NP	9.39	12.72	NA	NA	661.49	661.49
			08/17/20	NP	9.80	NM	NA	NA	661.08	661.08
			11/20/20	NP	10.38	NM[5]	NA	NA	660.50	660.50
			12/17/20	NP	10.41	12.71	NA	NA	660.47	660.47
			02/08/21	NP	10.61	12.71	NA	NA	660.27	660.27
			05/03/21	NP	10.38	12.73	NA	NA	660.50	660.50

See Notes on Last Page.

Table 1
On-Site Groundwater Elevations
Ford Livonia Transmission Plant
36200 Plymouth Road
Livonia, Michigan

Well ID	TOC Elevation[1] (ft. amsl)	Screen Interval (ft. bgs)	Gauging Date	Depth to LNAPL (ft. btoc)	Depth to Water (ft. btoc)	Total Depth (ft. btoc)	LNAPL Elevation (ft. amsl)	LNAPL Thickness (ft.)	Groundwater Elevation (ft. amsl)	Corrected Groundwater Elevation (ft. amsl)
MW-210S	671.08	8.0-13.0	02/05/20	NP	9.35	13.00[3]	NA	NA	661.73	661.73
			05/18/20	NP	9.20	12.73	NA	NA	661.88	661.88
			08/17/20	NP	9.85	NM	NA	NA	661.23	661.23
			11/20/20	NP	10.40	NM[5]	NA	NA	660.68	660.68
			12/17/20	NP	10.40	12.72	NA	NA	660.68	660.68
			02/08/21	NP	10.53	12.72	NA	NA	660.55	660.55
			05/03/21	NP	10.20	12.71	NA	NA	660.88	660.88
MW-211S	669.85	7.0-12.0	02/05/20	NP	7.91	12.00[3]	NA	NA	661.94	661.94
			05/18/20	NP	7.76	11.85	NA	NA	662.09	662.09
			08/17/20	NP	8.73	NM	NA	NA	661.12	661.12
			11/20/20	NP	9.34	NM[5]	NA	NA	660.51	660.51
			12/17/20	NP	9.25	11.84	NA	NA	660.60	660.60
			02/08/21	NP	9.32	11.84	NA	NA	660.53	660.53
			05/03/21	NP	8.70	11.86	NA	NA	661.15	661.15
MW-212S	669.45	6.5-11.5	02/05/20	NP	7.39	11.50[3]	NA	NA	662.06	662.06
			05/18/20	NP	7.22	11.17	NA	NA	662.23	662.23
MW-212S	669.45	6.5-11.5	08/17/20	NP	8.32	NM	NA	NA	661.13	661.13
			11/20/20	NP	8.93	NM[5]	NA	NA	660.52	660.52
			12/17/20	NP	8.81	11.17	NA	NA	660.64	660.64
			02/08/21	NP	8.90	11.17	NA	NA	660.55	660.55
			05/03/21	NP	8.13	11.15	NA	NA	661.32	661.32
MW-213S	669.10	6.0-11.0	02/05/20	NP	7.02	11.00[3]	NA	NA	662.08	662.08
			05/18/20	NP	6.90	10.83	NA	NA	662.20	662.20
			08/17/20	NP	8.08	NM	NA	NA	661.02	661.02
			11/20/20	NP	8.66	NM[5]	NA	NA	660.44	660.44
			12/17/20	NP	8.52	10.83	NA	NA	660.58	660.58
			02/08/21	NP	8.59	10.83	NA	NA	660.51	660.51
			05/03/21	NP	7.83	10.82	NA	NA	661.27	661.27
MW-218S	671.68	9.0-14.0	02/05/20	NP	9.97	14.00[3]	NA	NA	661.71	661.71
			05/18/20	NP	10.26	13.19	NA	NA	661.42	661.42
			08/17/20	NP	10.38	NM	NA	NA	661.30	661.30
			11/20/20	NP	11.01	NM[5]	NA	NA	660.67	660.67
			12/17/20	NP	11.10	13.16	NA	NA	660.58	660.58
			02/08/21	NP	11.39	13.15	NA	NA	660.29	660.29
			05/03/21	NP	11.31	13.19	NA	NA	660.37	660.37
MW-219S	669.63	7.0-12.0	02/05/20	NP	7.14	12.00[3]	NA	NA	662.49	662.49
			05/18/20	NP	7.36	11.30	NA	NA	662.27	662.27
			08/17/20	NP	7.47	NM	NA	NA	662.16	662.16
			11/20/20	NP	8.04	NM[5]	NA	NA	661.59	661.59
			12/17/20	NP	8.06	11.32	NA	NA	661.57	661.57
			02/08/21	NP	8.46	11.31	NA	NA	661.17	661.17
			05/03/21	NP	8.42	11.31	NA	NA	661.21	661.21
MW-220S	672.38	6.0-11.0	02/05/20	NP	7.62	11.00[3]	NA	NA	664.76	664.76
			05/19/20	NP	7.64	10.44	NA	NA	664.74	664.74
			08/17/20	NP	8.15	NM	NA	NA	664.23	664.23
			11/20/20	NP	8.64	NM[5]	NA	NA	663.74	663.74
			02/08/21	NP	8.72	10.40	NA	NA	663.66	663.66
			05/03/21	NP	8.83	10.40	NA	NA	663.55	663.55
MW-221S	672.85	6.5-11.5	02/05/20	NP	6.01	11.50[3]	NA	NA	666.84	666.84
			05/18/20	NP	6.09	10.99	NA	NA	666.76	666.76
			08/17/20	NP	6.46	NM	NA	NA	666.39	666.39
			11/20/20	NP	6.48	NM[5]	NA	NA	666.37	666.37
			02/08/21	NP	6.48	10.97	NA	NA	666.37	666.37
			05/03/21	NP	6.35	10.96	NA	NA	666.50	666.50
MW-222S	671.77	5.5-10.5	02/05/20	NP	8.38	10.50[3]	NA	NA	663.39	663.39
			05/18/20	NP	5.85	9.50	NA	NA	665.92	665.92
			08/17/20	NP	6.16	NM	NA	NA	665.61	665.61
			11/20/20	NP	6.61	NM[5]	NA	NA	665.16	665.16
			02/08/21	NP	6.65	9.45	NA	NA	665.12	665.12
			05/03/21	NP	6.89	9.48	NA	NA	664.88	664.88
MW-224S	676.96	7.0-12.0	02/05/20	NP	8.35	12.00[3]	NA	NA	668.61	668.61
			05/18/20	NP	8.40	11.52	NA	NA	668.56	668.56
			08/17/20	NP	8.87	NM	NA	NA	668.09	668.09
			11/20/20	NP	9.13	NM[5]	NA	NA	667.83	667.83
			02/08/21	NP	9.33	11.51	NA	NA	667.63	667.63
			05/03/21	NP	9.20	11.50	NA	NA	667.76	667.76
PW-16-01	670.23	9.7-19.7	07/24/17	NP	9.04	21.58	NA	NA	661.19	661.19
			11/06/17	NP	8.45	21.58	NA	NA	661.78	661.78
			02/05/18	NP	8.70	21.62	NA	NA	661.53	661.53
			05/07/18	NP	7.24	21.44	NA	NA	662.99	662.99
			08/16/18	NP	7.56	NM	NA	NA	662.67	662.67
			11/19/18	NP	8.00	NM	NA	NA	662.23	662.23
			02/22/19	NP	8.71	21.60	NA	NA	661.52	661.52
			06/14/19	NP	7.40	21.45	NA	NA	662.83	662.83
			09/26/19	NP	8.46	21.47	NA	NA	661.77	661.77
			11/04/19	NP	8.61	21.57	NA	NA	661.62	661.62
			02/05/20	NP	8.65	NM	NA	NA	661.58	661.58
			05/18/20	NP	8.85	21.56	NA	NA	661.38	661.38
			08/17/20	NP	8.55	NM	NA	NA	661.68	661.68
			11/20/20	NP	9.05	NM[5]	NA	NA	661.18	661.18
			12/17/20	NP	9.21	21.56	NA	NA	661.02	661.02
			02/08/21	NP	9.46	21.42	NA	NA	660.77	660.77
			05/03/21	NP	9.54	21.49	NA	NA	660.69	660.69
PW-16-02	669.97	6.0-21.0	07/24/17	NP	6.77	8.36	NA	NA	663.20	663.20
			11/06/17	NP	6.54	23.79	NA	NA	663.43	663.43
			02/05/18	NP	6.65	24.55	NA	NA	663.32	663.32
			05/07/18	NP	4.85	23.65	NA	NA	665.12	665.12
			08/16/18	NP	6.40	NM	NA	NA	663.57	663.57
			11/19/18	NP	5.72	NM	NA	NA	664.25	664.25
			02/25/19	NP	5.29	23.69	NA	NA	664.68	664.68
			06/14/19	NP	4.78	23.78	NA	NA	665.19	665.19
			09/26/19	NP	6.75	23.70	NA	NA	663.22	663.22
			11/04/19	NP	6.05	23.72	NA	NA	663.92	663.92
			02/05/20	NP	5.20	NM	NA	NA	664.77	664.77
			05/18/20	NP	4.90	23.85	NA	NA	665.07	665.07
			08/17/20	NP	6.25	NM	NA	NA	663.72	663.72

See Notes on Last Page.

Table 1
On-Site Groundwater Elevations
Ford Livonia Transmission Plant
36200 Plymouth Road
Livonia, Michigan

Well ID	TOC Elevation[1] (ft. amsl)	Screen Interval (ft. bgs)	Gauging Date	Depth to LNAPL (ft. btoc)	Depth to Water (ft. btoc)	Total Depth (ft. btoc)	LNAPL Elevation (ft. amsl)	LNAPL Thickness (ft.)	Groundwater Elevation (ft. amsl)	Corrected Groundwater Elevation (ft. amsl)
PW-16-02	669.97	6.0-21.0	11/20/20	NP	6.42	NM[5]	NA	NA	663.55	663.55
			12/17/20	NP	6.60	23.79	NA	NA	663.37	663.37
			02/08/21	NP	6.78	23.80	NA	NA	663.19	663.19
			05/03/21	NP	6.35	23.82	NA	NA	663.62	663.62
TW-16-01	669.53	12.0-17.0	07/24/17	NP	8.36	16.80	NA	NA	661.17	661.17
			11/06/17	NP	7.68	16.64	NA	NA	661.85	661.85
			02/05/18	NP	7.91	16.87	NA	NA	661.62	661.62
			05/07/18	NP	6.87	16.64	NA	NA	662.66	662.66
			08/16/18	NP	6.78	NM	NA	NA	662.75	662.75
			11/19/18	NP	7.14	NM	NA	NA	662.39	662.39
			02/22/19	NP	7.91	16.62	NA	NA	661.62	661.62
			06/14/19	NP	6.59	16.62	NA	NA	662.94	662.94
			09/26/19	NP	7.71	16.80	NA	NA	661.82	661.82
			11/04/19	NP	7.58	16.80	NA	NA	661.95	661.95
			02/05/20	NP	7.93	NM	NA	NA	661.60	661.60
			05/18/20	NM[4]	NM[4]	NM[4]	NA[4]	NA[4]	NM[4]	NM[4]
			08/17/20	NP	7.77	NM	NA	NA	661.76	661.76
			11/20/20	NP	8.26	NM[5]	NA	NA	661.27	661.27
			12/17/20	NP	8.34	16.65	NA	NA	661.19	661.19
			02/08/21	NP	8.68	16.78	NA	NA	660.85	660.85
			03/23/21	NP	8.99	NM	NA	NA	660.54	660.54
			05/03/21	NP	8.69	16.79	NA	NA	660.84	660.84
TW-16-02	669.43	12.0-17.0	04/20/17	NP	4.48	18.85	NA	NA	664.95	664.95
			07/24/17	NP	8.00	17.14	NA	NA	661.43	661.43
			11/06/17	NP	7.48	17.17	NA	NA	661.95	661.95
			02/05/18	NP	7.71	17.15	NA	NA	661.72	661.72
			05/07/18	NP	6.85	16.91	NA	NA	662.58	662.58
			08/16/18	NP	6.62	NM	NA	NA	662.81	662.81
			11/19/18	NP	6.94	NM	NA	NA	662.49	662.49
			02/22/19	NP	7.67	17.13	NA	NA	661.76	661.76
			06/14/19	NP	6.36	16.89	NA	NA	663.07	663.07
			09/26/19	NP	7.50	17.15	NA	NA	661.93	661.93
			11/04/19	NP	7.43	17.12	NA	NA	662.00	662.00
			02/05/20	NP	7.65	NM	NA	NA	661.78	661.78
			05/18/20	NM[4]	NM[4]	NM[4]	NA[4]	NA[4]	NM[4]	NM[4]
			08/17/20	NP	7.60	NM	NA	NA	661.83	661.83
			11/20/20	NP	8.09	NM[5]	NA	NA	661.34	661.34
			12/17/20	NP	8.16	17.21	NA	NA	661.27	661.27
			02/08/21	NP	8.44	17.14	NA	NA	660.99	660.99
			05/03/21	NP	8.42	16.89	NA	NA	661.01	661.01
TW-16-03	669.34	9.0-19.0	07/24/17	NP	6.10	18.65	NA	NA	663.24	663.24
			11/06/17	NP	6.00	18.65	NA	NA	663.34	663.34
			02/05/18	NP	6.05	18.75	NA	NA	663.29	663.29
			05/07/18	NP	4.29	18.72	NA	NA	665.05	665.05
			08/16/18	NP	5.79	NM	NA	NA	663.55	663.55
			11/19/18	NP	5.13	NM	NA	NA	664.21	664.21
			02/25/19	NP	4.74	18.89	NA	NA	664.60	664.60
			06/14/19	NP	4.22	18.74	NA	NA	665.12	665.12
			09/26/19	NP	6.16	18.65	NA	NA	663.18	663.18
			11/04/19	NP	5.44	18.33	NA	NA	663.90	663.90
			02/05/20	NP	4.58	NM	NA	NA	664.76	664.76
			05/18/20	NM[4]	NM[4]	NM[4]	NA[4]	NA[4]	NM[4]	NM[4]
			08/17/20	NP	4.60	NM	NA	NA	664.74	664.74
			11/20/20	NP	6.19	NM[5]	NA	NA	663.15	663.15
			12/17/20	NP	5.99	18.67	NA	NA	663.35	663.35
			02/08/21	NP	6.12	18.65	NA	NA	663.22	663.22
			03/23/21	NP	5.92	NM	NA	NA	663.42	663.42
			05/03/21	NP	5.67	18.64	NA	NA	663.67	663.67
TW-16-04	669.80	9.0-19.0	04/20/17	NP	4.90	19.02	NA	NA	664.90	664.90
			07/24/17	NP	6.46	18.93	NA	NA	663.34	663.34
			11/06/17	NP	6.36	18.93	NA	NA	663.44	663.44
			02/05/18	NP	6.43	18.73	NA	NA	663.37	663.37
			05/07/18	NP	4.65	18.90	NA	NA	665.15	665.15
			08/16/18	NP	6.17	NM	NA	NA	663.63	663.63
			11/19/18	NP	5.59	NM	NA	NA	664.21	664.21
			02/25/19	NP	5.10	18.92	NA	NA	664.70	664.70
			06/14/19	NP	4.61	18.71	NA	NA	665.19	665.19
			09/26/19	NP	6.53	18.93	NA	NA	663.27	663.27
			11/04/19	NP	5.89	18.91	NA	NA	663.91	663.91
			02/05/20	NP	4.98	NM	NA	NA	664.82	664.82
			05/18/20	NM[4]	NM[4]	NM[4]	NA[4]	NA[4]	NM[4]	NM[4]
			08/17/20	NP	5.00	NM	NA	NA	664.80	664.80
			11/20/20	NP	6.51	NM[5]	NA	NA	663.29	663.29
			12/17/20	NP	6.31	18.94	NA	NA	663.49	663.49
			02/08/21	NP	6.45	18.72	NA	NA	663.35	663.35
			05/03/21	NP	6.10	18.90	NA	NA	663.70	663.70
PZ-01	670.88	15.0-20.0	02/22/19	NP	8.64	19.42	NA	NA	662.24	662.24
			06/14/19	NP	7.84	19.42	NA	NA	663.04	663.04
			09/26/19	NP	9.57	19.43	NA	NA	661.31	661.31
			11/04/19	NP	9.07	19.43	NA	NA	661.81	661.81
			02/05/20	NP	8.44	NM	NA	NA	662.44	662.44
			04/01/20	NP	8.44	NM	NA	NA	662.44	662.44
			05/18/20	NP	8.25	19.44	NA	NA	662.63	662.63
			08/17/20	NP	9.35	NM	NA	NA	661.53	661.53
			11/20/20	NP	9.95	19.43[5]	NA	NA	660.93	660.93
			12/17/20	NP	9.90	19.45	NA	NA	660.98	660.98
			02/08/21	NP	9.96	19.44	NA	NA	660.92	660.92
			03/23/21	NP	9.74	NM	NA	NA	661.14	661.14
			05/03/21	NP	9.14	19.44	NA	NA	661.74	661.74
PZ-02	670.67	15.0-20.0	02/22/19	NP	8.90	19.70	NA	NA	661.77	661.77
			06/14/19	NP	8.06	19.70	NA	NA	662.61	662.61
			09/26/19	NP	9.20	19.72	NA	NA	661.47	661.47
			11/04/19	NP	9.15	19.70	NA	NA	661.52	661.52
			02/05/20	NP	9.09	NM	NA	NA	661.58	661.58
			05/18/20	NP	8.68	19.71	NA	NA	661.99	661.99
			08/17/20	NP	9.24	NM	NA	NA	661.43	661.43

See Notes on Last Page.

Table 1
On-Site Groundwater Elevations
Ford Livonia Transmission Plant
36200 Plymouth Road
Livonia, Michigan

Well ID	TOC Elevation[1] (ft. amsl)	Screen Interval (ft. bgs)	Gauging Date	Depth to LNAPL (ft. btoc)	Depth to Water (ft. btoc)	Total Depth (ft. btoc)	LNAPL Elevation (ft. amsl)	LNAPL Thickness (ft.)	Groundwater Elevation (ft. amsl)	Corrected Groundwater Elevation (ft. amsl)
PZ-02	670.67	15.0-20.0	11/20/20	NP	9.78	19.71[5]	NA	NA	660.89	660.89
			12/17/20	NP	9.74	19.72	NA	NA	660.93	660.93
			02/08/21	NM	NM	NM	NA	NA	NM	NM
			03/23/21	NP	9.77	NM	NA	NA	660.90	660.90
			05/03/21	NP	9.23	19.73	NA	NA	661.44	661.44
PZ-03	670.62	15.0-20.0	02/22/19	NP	9.23	19.68	NA	NA	661.39	661.39
			06/14/19	NP	8.31	19.68	NA	NA	662.31	662.31
			09/26/19	NP	9.48	19.67	NA	NA	661.14	661.14
			11/04/19	NP	9.49	19.68	NA	NA	661.13	661.13
			02/05/20	NP	9.35	NM	NA	NA	661.27	661.27
			04/01/20	NP	9.43	NM	NA	NA	661.19	661.19
			05/18/20	NP	9.24	19.69	NA	NA	661.38	661.38
			08/17/20	NP	9.53	NM	NA	NA	661.09	661.09
			11/20/20	NP	9.95	19.67[5]	NA	NA	660.67	660.67
			12/17/20	NP	9.98	19.70	NA	NA	660.64	660.64
			02/08/21	NP	10.16	19.70	NA	NA	660.46	660.46
			03/23/21	NP	10.22	NM	NA	NA	660.40	660.40
			05/03/21	NP	9.96	19.71	NA	NA	660.66	660.66
PZ-04	671.03	16.0-21.0	02/22/19	NP	10.18	19.75	NA	NA	660.85	660.85
			06/14/19	NP	9.26	20.73	NA	NA	661.77	661.77
			09/26/19	NP	10.56	20.77	NA	NA	660.47	660.47
			11/04/19	NP	12.22	19.74[2]	NA	NA	658.81	658.81
			02/05/20	NP	10.12	NM	NA	NA	660.91	660.91
			05/18/20	NP	10.67	20.64	NA	NA	660.36	660.36
PZ-04	671.03	16.0-21.0	08/17/20	NP	10.25	NM	NA	NA	660.78	660.78
			11/20/20	NP	10.74	NM[5]	NA	NA	660.29	660.29
			12/17/20	NP	11.54	20.74	NA	NA	659.49	659.49
			02/08/21	NM	NM	NM	NA	NA	NM	NM
			03/23/21	NP	11.30	NM	NA	NA	659.73	659.73
			05/03/21	NP	11.15	20.73	NA	NA	659.88	659.88
PZ-05	670.92	15.0-20.0	02/22/19	NP	10.60	19.63	NA	NA	660.32	660.32
			06/14/19	NP	9.52	19.64	NA	NA	661.40	661.40
			09/26/19	NP	10.25	19.62	NA	NA	660.67	660.67
			11/04/19	NP	10.42	19.63	NA	NA	660.50	660.50
			02/05/20	NP	10.85	NM	NA	NA	660.07	660.07
			04/01/20	NP	11.15	NM	NA	NA	659.77	659.77
			05/18/20	NP	11.03	19.63	NA	NA	659.89	659.89
			08/17/20	NP	10.40	NM	NA	NA	660.52	660.52
			11/20/20	NP	10.85	19.61[5]	NA	NA	660.07	660.07
			12/17/20	NP	11.32	19.65	NA	NA	659.60	659.60
			02/08/21	NP	11.57	19.63	NA	NA	659.35	659.35
			03/23/21	NP	11.99	NM	NA	NA	658.93	658.93
			05/03/21	NP	11.64	19.62	NA	NA	659.28	659.28
PZ-06	671.82	16.0-21.0	02/22/19	NP	10.85	20.97	NA	NA	660.97	660.97
			06/14/19	NP	9.37	20.98	NA	NA	662.45	662.45
			09/26/19	NP	9.94	20.97	NA	NA	661.88	661.88
			11/04/19	NP	9.53	20.92	NA	NA	662.29	662.29
			02/05/20	NP	10.06	NM	NA	NA	661.76	661.76
			04/01/20	NP	10.00	NM	NA	NA	661.82	661.82
			05/18/20	NP	9.64	20.98	NA	NA	662.18	662.18
			08/17/20	NP	10.10	NM	NA	NA	661.72	661.72
			11/20/20	NP	10.53	20.98[5]	NA	NA	661.29	661.29
			12/17/20	NP	10.83	21.00	NA	NA	660.99	660.99
			02/08/21	NP	10.98	21.00	NA	NA	660.84	660.84
			03/23/21	NP	10.89	NM	NA	NA	660.93	660.93
			05/03/21	NP	10.18	21.17	NA	NA	661.64	661.64
PZ-07	670.87	15.0-20.0	02/22/19	NP	9.49	19.78	NA	NA	661.38	661.38
			06/14/19	NP	8.41	19.79	NA	NA	662.46	662.46
			09/26/19	NP	9.09	19.79	NA	NA	661.78	661.78
			11/04/19	NP	8.73	19.77	NA	NA	662.14	662.14
			02/05/20	NP	9.11	NM	NA	NA	661.76	661.76
			04/01/20	NP	9.11	NM	NA	NA	661.76	661.76
			05/18/20	NP	8.77	19.79	NA	NA	662.10	662.10
			08/17/20	NP	9.22	NM	NA	NA	661.65	661.65
			11/20/20	NP	9.66	19.77[5]	NA	NA	661.21	661.21
			12/17/20	NP	9.87	19.82	NA	NA	661.00	661.00
			02/08/21	NP	10.05	19.80	NA	NA	660.82	660.82
			03/23/21	NP	9.97	NM	NA	NA	660.90	660.90
			05/03/21	NP	9.24	20.00	NA	NA	661.63	661.63
PZ-08	668.62	15.0-20.0	02/22/19	NP	5.85	19.50	NA	NA	662.77	662.77
			06/14/19	NP	5.31	19.85	NA	NA	663.31	663.31
			09/26/19	NP	7.01	19.88	NA	NA	661.61	661.61
			11/04/19	NP	6.18	19.85	NA	NA	662.44	662.44
			02/05/20	NP	5.46	NM	NA	NA	663.16	663.16
			04/01/20	NP	5.42	NM	NA	NA	663.20	663.20
			05/18/20	NP	5.28	19.84	NA	NA	663.34	663.34
			08/17/20	NP	6.55	NM	NA	NA	662.07	662.07
			11/20/20	NP	7.23	19.85[5]	NA	NA	661.39	661.39
			12/17/20	NP	7.20	19.88	NA	NA	661.42	661.42
			02/08/21	NP	7.33	19.88	NA	NA	661.29	661.29
			03/23/21	NP	7.07	NM	NA	NA	661.55	661.55
			05/03/21	NP	6.75	19.88	NA	NA	661.87	661.87
PZ-09	671.91	15.0-20.0	03/08/19	NP	10.36	19.75	NA	NA	661.55	661.55
			06/14/19	NP	9.47	19.74	NA	NA	662.44	662.44
			09/26/19	NP	10.02	19.76	NA	NA	661.89	661.89
			11/04/19	NP	9.76	19.77	NA	NA	662.15	662.15
			02/05/20	NP	10.12	NM	NA	NA	661.79	661.79
			04/01/20	NP	10.15	NM	NA	NA	661.76	661.76
			05/18/20	NP	9.98	19.75	NA	NA	661.93	661.93
			08/17/20	NP	10.15	NM	NA	NA	661.76	661.76
			11/20/20	NP	10.45	19.73[5]	NA	NA	661.46	661.46
			12/17/20	NP	10.52	19.73	NA	NA	661.39	661.39
			02/08/21	NP	10.72	19.75	NA	NA	661.19	661.19
			03/23/21	NP	10.78	NM	NA	NA	661.13	661.13
			05/03/21	NP	10.42	19.75	NA	NA	661.49	661.49

See Notes on Last Page.

Table 1
On-Site Groundwater Elevations
Ford Livonia Transmission Plant
36200 Plymouth Road
Livonia, Michigan

Well ID	TOC Elevation[1] (ft. amsl)	Screen Interval (ft. bgs)	Gauging Date	Depth to LNAPL (ft. btoc)	Depth to Water (ft. btoc)	Total Depth (ft. btoc)	LNAPL Elevation (ft. amsl)	LNAPL Thickness (ft.)	Groundwater Elevation (ft. amsl)	Corrected Groundwater Elevation (ft. amsl)
PZ-10	671.42	15.0-20.0	02/22/19	NP	10.39	19.76	NA	NA	661.03	661.03
			06/14/19	NP	9.59	19.77	NA	NA	661.83	661.83
			09/26/19	NP	10.13	19.78	NA	NA	661.29	661.29
			11/04/19	NP	9.93	19.77	NA	NA	661.49	661.49
			02/05/20	NP	10.19	NM	NA	NA	661.23	661.23
			04/01/20	NP	9.75	NM	NA	NA	661.67	661.67
			05/18/20	NP	9.95	17.71	NA	NA	661.47	661.47
			08/17/20	NP	10.00	NM	NA	NA	661.42	661.42
			11/20/20	NP	10.26	19.76[5]	NA	NA	661.16	661.16
			12/17/20	NP	10.37	19.78	NA	NA	661.05	661.05
			02/08/21	NP	10.55	19.78	NA	NA	660.87	660.87
			03/23/21	NP	10.54	NM	NA	NA	660.88	660.88
			05/03/21	NP	10.28	19.78	NA	NA	661.14	661.14
PZ-11	671.06	15.0-20.0	02/22/19	NP	10.72	19.83	NA	NA	660.34	660.34
			06/14/19	NP	9.52	19.83	NA	NA	661.54	661.54
			09/26/19	NP	10.38	19.83	NA	NA	660.68	660.68
			11/04/19	NP	10.40	19.82	NA	NA	660.66	660.66
			02/05/20	NP	10.83	NM	NA	NA	660.23	660.23
			04/01/20	NP	10.52	NM	NA	NA	660.54	660.54
			05/18/20	NP	10.64	19.83	NA	NA	660.42	660.42
			08/17/20	NP	10.44	NM	NA	NA	660.62	660.62
			11/20/20	NP	10.71	19.84[5]	NA	NA	660.35	660.35
			12/17/20	NP	10.90	19.85	NA	NA	660.16	660.16
			02/08/21	NP	11.15	19.83	NA	NA	659.91	659.91
			03/23/21	NP	11.29	NM	NA	NA	659.77	659.77
			05/03/21	NP	11.00	19.85	NA	NA	660.06	660.06
PZ-12	671.29	15.0-20.0	02/22/19	NP	11.74	19.65	NA	NA	659.55	659.55
			06/14/19	NP	10.63	19.62	NA	NA	660.66	660.66
			09/26/19	NP	11.20	19.62	NA	NA	660.09	660.09
			11/04/19	NP	11.89	19.63	NA	NA	659.40	659.40
			02/05/20	NP	12.53	NM	NA	NA	658.76	658.76
			04/01/20	NP	12.01	NM	NA	NA	659.28	659.28
			05/18/20	NP	12.88	19.64	NA	NA	658.41	658.41
			08/17/20	NP	11.49	NM	NA	NA	659.80	659.80
			11/20/20	NP	11.97	19.56[5]	NA	NA	659.32	659.32
			12/17/20	NP	12.86	19.66	NA	NA	658.43	658.43
			02/08/21	NP	12.76	19.60	NA	NA	658.53	658.53
			03/23/21	NP	13.76	NM	NA	NA	657.53	657.53
			05/03/21	NP	13.10	19.65	NA	NA	658.19	658.19
PZ-13	671.21	15.0-20.0	02/22/19	NP	10.46	18.77	NA	NA	660.75	660.75
			06/14/19	NP	9.60	19.73	NA	NA	661.61	661.61
			09/26/19	NP	10.21	18.76	NA	NA	661.00	661.00
			11/04/19	NP	10.02	18.74	NA	NA	661.19	661.19
			02/05/20	NP	10.34	NM	NA	NA	660.87	660.87
			04/01/20	NP	9.76	NM	NA	NA	661.45	661.45
			05/18/20	NP	10.06	18.72	NA	NA	661.15	661.15
			08/17/20	NP	10.06	NM	NA	NA	661.15	661.15
			11/20/20	NP	10.31	18.72[5]	NA	NA	660.90	660.90
			12/17/20	NP	10.49	18.77	NA	NA	660.72	660.72
			02/08/21	NP	10.65	18.78	NA	NA	660.56	660.56
			03/23/21	NP	10.67	NM	NA	NA	660.54	660.54
			05/03/21	NP	10.38	18.75	NA	NA	660.83	660.83
PZ-14	670.26	13.0-18.0	06/14/19	NP	6.45	17.84	NA	NA	663.81	663.81
			09/26/19	NP	7.81	17.84	NA	NA	662.45	662.45
			11/04/19	NP	7.16	17.84	NA	NA	663.10	663.10
			02/05/20	NP	6.60	NM	NA	NA	663.66	663.66
			05/18/20	6.30	6.40	17.85	663.96	0.10	663.86	663.94
			08/17/20	NP	7.57	NM	NA	NA	662.69	662.69
			11/20/20	NP	8.15	17.84[5]	NA	NA	662.11	662.11
			12/17/20	NP	8.22	17.86	NA	NA	662.04	662.04
			02/08/21	NP	8.29	17.83	NA	NA	661.97	661.97
			03/23/21	NP	8.12	NM	NA	NA	662.14	662.14
			05/03/21	NP	7.75	17.85	NA	NA	662.51	662.51
PZ-15	669.28	13.0-18.0	06/14/19	NP	5.56	17.32	NA	NA	663.72	663.72
			09/26/19	NP	7.34	17.28	NA	NA	661.94	661.94
			11/04/19	NP	6.41	17.24	NA	NA	662.87	662.87
			02/05/20	NP	5.73	NM	NA	NA	663.55	663.55
			04/01/20	NP	5.54	NM	NA	NA	663.74	663.74
			05/18/20	NP	5.46	17.27	NA	NA	663.82	663.82
			08/17/20	NP	6.75	NM	NA	NA	662.53	662.53
			11/20/20	NP	7.51	17.25[5]	NA	NA	661.77	661.77
			12/17/20	NP	7.37	17.27	NA	NA	661.91	661.91
			02/08/21	NP	7.55	17.27	NA	NA	661.73	661.73
			03/23/21	NP	7.26	NM	NA	NA	662.02	662.02
			05/03/21	NP	7.13	17.48	NA	NA	662.15	662.15

Notes:
Water level measurements collected from top of well casing.
[1] TOC elevation re-surveyed on October 12-13 and/or November 20, 2017 by Geodetic Designs Inc. Monitoring well TOC surveyed for MW-21, MW-22, and MW-194 through MW-201S on 11/12/2019 after reinstallation or repairs.
[2] Monitoring well total depth incorrect due to field measurement error. Confirmed during sampling of the monitoring well.
[3] Monitoring well total depth not measured. Measurement shown is based on the recorded well screen depth from the well construction log.
[4] Monitoring well not measured during second quarter of 2020.
[5] Monitoring well total depth not measured from all wells during fourth quarter of 2020.

* Monitoring well TOC unable to be re-surveyed due to access restrictions.
** Unable to calculate a corrected groundwater elevation due to LNAPL thickness throughout well screen.

Abbreviations:

EGLE	Michigan Department of Environment, Great Lakes, and Energy
ft.	feet
ft. amsl	feet above mean sea level
ft. bgs	feet below ground surface
ft. btoc	feet below top of casing
ID	Identification
LNAPL	light non-aqueous phase liquid
NA	not applicable
NM	not measured
NP	no product detected
TOC	top of casing

This document is a DRAFT document that has not received approval from EGLE. This document was prepared pursuant to a court Consent Decree. The opinions, findings, and conclusions expressed are those of the authors and not those of EGLE.

Table 2
On-Site Groundwater Analytical Results
Ford Livonia Transmission Plant
36200 Plymouth Road
Livonia, Michigan

Location: / Screen Interval (ft. bgs): / Date:	Unit	EGLE Non-Residential Drinking Water Criteria	LMW-20-11 5-15 3/12/2020	LMW-20-11 5-15 8/11/2020	LMW-20-11 5-15 11/12/2020	LMW-20-12 7-17 3/10/2020	LMW-20-12 7-17 8/12/2020	LMW-20-12 7-17 11/18/2020	LMW-20-13 6-16 3/10/2020	LMW-20-13 6-16 8/12/2020	LMW-20-13 6-16 11/18/2020	LMW-20-14 6-16 3/10/2020	LMW-20-14 6-16 8/12/2020	LMW-20-14 6-16 11/17/2020	LMW-20-15 7.5-17.5 3/13/2020	LMW-20-15 7.5-17.5 8/11/2020	LMW-20-15 7.5-17.5 11/16/2020	LMW-20-16 7.5-17.5 3/12/2020	LMW-20-16 7.5-17.5 8/11/2020	LMW-20-16 7.5-17.5 11/13/2020	LMW-20-18 6.5-16.5 3/13/2020	LMW-20-18 6.5-16.5 8/10/2020	LMW-20-18 6.5-16.5 11/11/2020	LMW-20-20 4-14 3/13/2020	LMW-20-20 4-14 8/10/2020	LMW-20-20 4-14 11/12/2020	LMW-20-21 7-17 3/12/2020	LMW-20-21 7-17 8/12/2020	LMW-20-21 7-17 11/19/2020
Semi-volatile Organic Compounds (SVOCs)																														
1,4-Dioxane	µg/L	350	< 2.0	1.0 J	< 2.0	< 2.0	< 2.0	< 2.0	< 2.0	1.9 J	1.6 J	< 2.0	< 2.0	< 2.0	1.0 J	< 2.0	< 2.0	1.8 J	1.8 J	3.8	12 J	11 J	5.6	< 2.0	< 2.0	< 2.0	1.2 J	1.4 J	2.1
Volatile Organic Compounds (VOCs)																														
1,1,1-Trichloroethane	µg/L	200	NA	NA	NA	NA	NA	NA	NA	NA	NA	NA	NA	NA	NA	NA	NA	NA	NA	NA	NA	NA	NA	NA	NA	NA	NA	NA	NA	NA
1,1,2,2-Tetrachloroethane	µg/L	35	NA	NA	NA	NA	NA	NA	NA	NA	NA	NA	NA	NA	NA	NA	NA	NA	NA	NA	NA	NA	NA	NA	NA	NA	NA	NA	NA	NA
1,1,2-trichloro-1,2,2-trifluoroethane	µg/L	170,000	NA	NA	NA	NA	NA	NA	NA	NA	NA	NA	NA	NA	NA	NA	NA	NA	NA	NA	NA	NA	NA	NA	NA	NA	NA	NA	NA	NA
1,1,2-Trichloroethane	µg/L	5.0	NA	NA	NA	NA	NA	NA	NA	NA	NA	NA	NA	NA	NA	NA	NA	NA	NA	NA	NA	NA	NA	NA	NA	NA	NA	NA	NA	NA
1,1-Dichloroethane	µg/L	2,500	NA	NA	NA	NA	NA	NA	NA	NA	NA	NA	NA	NA	NA	NA	NA	NA	NA	NA	NA	NA	NA	NA	NA	NA	NA	NA	NA	NA
1,1-Dichloroethene	µg/L	7.0	< 1.0	< 1.0	< 1.0	< 1.0	< 1.0	< 1.0 J	< 1.0	< 1.0	< 1.0	< 1.0	< 1.0	< 1.0	< 10	< 5.0	1.5 J	< 10	< 5.0	< 2.5	< 1,000	< 1,000	< 1,000	< 1.0	< 1.0	< 1.0	< 1.0	< 1.0	< 1.0
1,2,3-Trimethylbenzene	µg/L	NS	NA	NA	NA	NA	NA	NA	NA	NA	NA	NA	NA	NA	NA	NA	NA	NA	NA	NA	NA	NA	NA	NA	NA	NA	NA	NA	NA	NA
1,2,4-Trichlorobenzene	µg/L	70	NA	NA	NA	NA	NA	NA	NA	NA	NA	NA	NA	NA	NA	NA	NA	NA	NA	NA	NA	NA	NA	NA	NA	NA	NA	NA	NA	NA
1,2,4-Trimethylbenzene	µg/L	63	NA	NA	NA	NA	NA	NA	NA	NA	NA	NA	NA	NA	NA	NA	NA	NA	NA	NA	NA	NA	NA	NA	NA	NA	NA	NA	NA	NA
1,2-Dibromo-3-chloropropane	µg/L	0.2	NA	NA	NA	NA	NA	NA	NA	NA	NA	NA	NA	NA	NA	NA	NA	NA	NA	NA	NA	NA	NA	NA	NA	NA	NA	NA	NA	NA
1,2-Dibromoethane	µg/L	0.05	NA	NA	NA	NA	NA	NA	NA	NA	NA	NA	NA	NA	NA	NA	NA	NA	NA	NA	NA	NA	NA	NA	NA	NA	NA	NA	NA	NA
1,2-Dichlorobenzene	µg/L	600	NA	NA	NA	NA	NA	NA	NA	NA	NA	NA	NA	NA	NA	NA	NA	NA	NA	NA	NA	NA	NA	NA	NA	NA	NA	NA	NA	NA
1,2-Dichloroethane	µg/L	5.0	NA	NA	NA	NA	NA	NA	NA	NA	NA	NA	NA	NA	NA	NA	NA	NA	NA	NA	NA	NA	NA	NA	NA	NA	NA	NA	NA	NA
1,2-Dichloropropane	µg/L	5.0	NA	NA	NA	NA	NA	NA	NA	NA	NA	NA	NA	NA	NA	NA	NA	NA	NA	NA	NA	NA	NA	NA	NA	NA	NA	NA	NA	NA
1,3,5-Trimethylbenzene	µg/L	72	NA	NA	NA	NA	NA	NA	NA	NA	NA	NA	NA	NA	NA	NA	NA	NA	NA	NA	NA	NA	NA	NA	NA	NA	NA	NA	NA	NA
1,3-Dichlorobenzene	µg/L	19	NA	NA	NA	NA	NA	NA	NA	NA	NA	NA	NA	NA	NA	NA	NA	NA	NA	NA	NA	NA	NA	NA	NA	NA	NA	NA	NA	NA
1,4-Dichlorobenzene	µg/L	75	NA	NA	NA	NA	NA	NA	NA	NA	NA	NA	NA	NA	NA	NA	NA	NA	NA	NA	NA	NA	NA	NA	NA	NA	NA	NA	NA	NA
2-Butanone (MEK)	µg/L	38,000	NA	NA	NA	NA	NA	NA	NA	NA	NA	NA	NA	NA	NA	NA	NA	NA	NA	NA	NA	NA	NA	NA	NA	NA	NA	NA	NA	NA
2-Methylnaphthalene	µg/L	750	NA	NA	< 5.0	NA	NA	< 5.0 J	NA	NA	< 5.0	NA	NA	< 5.0	NA	NA	< 25	NA	NA	< 13	NA	NA	< 5,000	NA	NA	< 5.0	NA	NA	< 5.0
4-Methyl-2-Pentanone (MIBK)	µg/L	5,200	NA	NA	NA	NA	NA	NA	NA	NA	NA	NA	NA	NA	NA	NA	NA	NA	NA	NA	NA	NA	NA	NA	NA	NA	NA	NA	NA	NA
Acetone	µg/L	2,100	NA	NA	NA	NA	NA	NA	NA	NA	NA	NA	NA	NA	NA	NA	NA	NA	NA	NA	NA	NA	NA	NA	NA	NA	NA	NA	NA	NA
Benzene	µg/L	5.0	NA	NA	NA	NA	NA	NA	NA	NA	NA	NA	NA	NA	NA	NA	NA	NA	NA	NA	NA	NA	NA	NA	NA	NA	NA	NA	NA	NA
Bromodichloromethane	µg/L	80	NA	NA	NA	NA	NA	NA	NA	NA	NA	NA	NA	NA	NA	NA	NA	NA	NA	NA	NA	NA	NA	NA	NA	NA	NA	NA	NA	NA
Bromoform	µg/L	80	NA	NA	NA	NA	NA	NA	NA	NA	NA	NA	NA	NA	NA	NA	NA	NA	NA	NA	NA	NA	NA	NA	NA	NA	NA	NA	NA	NA
Bromomethane	µg/L	29	NA	NA	NA	NA	NA	NA	NA	NA	NA	NA	NA	NA	NA	NA	NA	NA	NA	NA	NA	NA	NA	NA	NA	NA	NA	NA	NA	NA
Carbon Disulfide	µg/L	2,300	NA	NA	NA	NA	NA	NA	NA	NA	NA	NA	NA	NA	NA	NA	NA	NA	NA	NA	NA	NA	NA	NA	NA	NA	NA	NA	NA	NA
Carbon Tetrachloride	µg/L	5.0	NA	NA	NA	NA	NA	NA	NA	NA	NA	NA	NA	NA	NA	NA	NA	NA	NA	NA	NA	NA	NA	NA	NA	NA	NA	NA	NA	NA
Trichlorofluoromethane (CFC-11)	µg/L	7,300	NA	NA	NA	NA	NA	NA	NA	NA	NA	NA	NA	NA	NA	NA	NA	NA	NA	NA	NA	NA	NA	NA	NA	NA	NA	NA	NA	NA
Dichlorodifluoromethane (CFC-12)	µg/L	4,800	NA	NA	NA	NA	NA	NA	NA	NA	NA	NA	NA	NA	NA	NA	NA	NA	NA	NA	NA	NA	NA	NA	NA	NA	NA	NA	NA	NA
Chlorobenzene	µg/L	100	NA	NA	NA	NA	NA	NA	NA	NA	NA	NA	NA	NA	NA	NA	NA	NA	NA	NA	NA	NA	NA	NA	NA	NA	NA	NA	NA	NA
Chlorodibromomethane	µg/L	80	NA	NA	NA	NA	NA	NA	NA	NA	NA	NA	NA	NA	NA	NA	NA	NA	NA	NA	NA	NA	NA	NA	NA	NA	NA	NA	NA	NA
Chloroethane	µg/L	1,700	NA	NA	NA	NA	NA	NA	NA	NA	NA	NA	NA	NA	NA	NA	NA	NA	NA	NA	NA	NA	NA	NA	NA	NA	NA	NA	NA	NA
Chloroform	µg/L	80	NA	NA	NA	NA	NA	NA	NA	NA	NA	NA	NA	NA	NA	NA	NA	NA	NA	NA	NA	NA	NA	NA	NA	NA	NA	NA	NA	NA
Chloromethane	µg/L	1,100	NA	NA	NA	NA	NA	NA	NA	NA	NA	NA	NA	NA	NA	NA	NA	NA	NA	NA	NA	NA	NA	NA	NA	NA	NA	NA	NA	NA
cis-1,2-Dichloroethene	µg/L	70	< 1.0 UB	< 1.0	0.27 J	1.1	0.88 J	0.98 J	0.18 J	< 1.0	0.19 J	0.30 J	< 1.0	< 1.0 UB	**180**	**170**	**180**	**340**	**75**	**160**	**23,000**	**12,000**	**15,000**	< 1.0	< 1.0	< 1.0 UB	1.0	0.68 J	0.81 J
cis-1,3-Dichloropropene	µg/L	NS	NA	NA	NA	NA	NA	NA	NA	NA	NA	NA	NA	NA	NA	NA	NA	NA	NA	NA	NA	NA	NA	NA	NA	NA	NA	NA	NA	NA
Cyclohexane	µg/L	NS	NA	NA	NA	NA	NA	NA	NA	NA	NA	NA	NA	NA	NA	NA	NA	NA	NA	NA	NA	NA	NA	NA	NA	NA	NA	NA	NA	NA
Dichloromethane	µg/L	5.0	NA	NA	NA	NA	NA	NA	NA	NA	NA	NA	NA	NA	NA	NA	NA	NA	NA	NA	NA	NA	NA	NA	NA	NA	NA	NA	NA	NA
Diethyl ether	µg/L	10	NA	NA	NA	NA	NA	NA	NA	NA	NA	NA	NA	NA	NA	NA	NA	NA	NA	NA	NA	NA	NA	NA	NA	NA	NA	NA	NA	NA
Ethylbenzene	µg/L	74	NA	NA	NA	NA	NA	NA	NA	NA	NA	NA	NA	NA	NA	NA	NA	NA	NA	NA	NA	NA	NA	NA	NA	NA	NA	NA	NA	NA
Isopropylbenzene	µg/L	2,300	NA	NA	NA	NA	NA	NA	NA	NA	NA	NA	NA	NA	NA	NA	NA	NA	NA	NA	NA	NA	NA	NA	NA	NA	NA	NA	NA	NA
Methyl Acetate	µg/L	NS	NA	NA	NA	NA	NA	NA	NA	NA	NA	NA	NA	NA	NA	NA	NA	NA	NA	NA	NA	NA	NA	NA	NA	NA	NA	NA	NA	NA
Methyl N-Butyl Ketone (2-Hexanone)	µg/L	2,900	NA	NA	NA	NA	NA	NA	NA	NA	NA	NA	NA	NA	NA	NA	NA	NA	NA	NA	NA	NA	NA	NA	NA	NA	NA	NA	NA	NA
Methylcyclohexane	µg/L	NS	NA	NA	NA	NA	NA	NA	NA	NA	NA	NA	NA	NA	NA	NA	NA	NA	NA	NA	NA	NA	NA	NA	NA	NA	NA	NA	NA	NA

See Notes on Last Page.

Table 2
On-Site Groundwater Analytical Results
Ford Livonia Transmission Plant
36200 Plymouth Road
Livonia, Michigan

Location: / Screen Interval (ft. bgs): / Date:	Unit	EGLE Non-Residential Drinking Water Criteria	LMW-20-11 5-15			LMW-20-12 7-17			LMW-20-13 6-16			LMW-20-14 6-16			LMW-20-15 7.5-17.5			LMW-20-16 7.5-17.5			LMW-20-18 6.5-16.5			LMW-20-20 4-14			LMW-20-21 7-17		
			3/12/2020	8/11/2020	11/12/2020	3/10/2020	8/12/2020	11/18/2020	3/10/2020	8/12/2020	11/18/2020	3/10/2020	8/12/2020	11/17/2020	3/13/2020	8/11/2020	11/16/2020	3/12/2020	8/11/2020	11/13/2020	3/13/2020	8/10/2020	11/11/2020	3/13/2020	8/10/2020	11/12/2020	3/12/2020	8/12/2020	11/19/2020
Methyl-tert-butyl ether	µg/L	40	NA	NA	NA	NA	NA	NA	NA	NA	NA	NA	NA	NA	NA	NA	NA	NA	NA	NA	NA	NA	NA	NA	NA	NA	NA	NA	NA	NA
Naphthalene	µg/L	1,500	NA	NA	< 1.0	NA	NA	< 1.0 J	NA	NA	< 1.0	NA	NA	< 1.0	NA	NA	< 5.0	NA	NA	< 2.5	NA	NA	< 1,000	NA	NA	< 1.0	NA	NA	< 1.0
Styrene (Monomer)	µg/L	100	NA	NA	NA	NA	NA	NA	NA	NA	NA	NA	NA	NA	NA	NA	NA	NA	NA	NA	NA	NA	NA	NA	NA	NA	NA	NA	NA	NA
Tetrachloroethene	µg/L	5.0	< 1.0	< 1.0	< 1.0	< 1.0	< 1.0	< 1.0 J	< 1.0	< 1.0	< 1.0	< 1.0	< 1.0	< 1.0	< 10	< 5.0	< 5.0	< 10	< 5.0	< 2.5	< 1,000	< 1,000	< 1,000	< 1.0	< 1.0	< 1.0	< 1.0	< 1.0	< 1.0
Toluene	µg/L	790	NA	NA	NA	NA	NA	NA	NA	NA	NA	NA	NA	NA	NA	NA	NA	NA	NA	NA	NA	NA	NA	NA	NA	NA	NA	NA	NA	NA
Total Xylenes	µg/L	280	NA	NA	NA	NA	NA	NA	NA	NA	NA	NA	NA	NA	NA	NA	NA	NA	NA	NA	NA	NA	NA	NA	NA	NA	NA	NA	NA	NA
trans-1,2-Dichloroethene	µg/L	100	< 1.0	< 1.0	< 1.0	< 1.0	< 1.0	< 1.0 J	< 1.0	< 1.0	< 1.0	0.32 J	< 1.0	< 1.0	13	17	17	< 10	2.6 J	0.69 J	< 1,000	< 1,000	< 1,000	< 1.0	< 1.0	< 1.0	< 1.0	< 1.0	< 1.0
trans-1,3-Dichloropropene	µg/L	NS	NA	NA	NA	NA	NA	NA	NA	NA	NA	NA	NA	NA	NA	NA	NA	NA	NA	NA	NA	NA	NA	NA	NA	NA	NA	NA	NA	NA
Trichloroethene	µg/L	5.0	0.11 J	< 1.0	< 1.0	< 1.0	< 1.0	< 1.0 J	< 1.0 UB	< 1.0	< 1.0	< 1.0 UB	0.56 J	0.72 J	**82**	**83**	**62**	**32**	**47**	**51**	**30,000 J**	**19,000**	**21,000**	< 1.0	< 1.0	< 1.0	0.14 J	< 1.0	< 1.0
Vinyl chloride	µg/L	2.0	< 1.0	< 1.0	< 1.0	0.83 J	**3.5**	**2.6 J**	< 1.0	< 1.0	< 1.0	< 1.0	< 1.0	< 1.0	**22**	**19**	**13**	**210**	**46**	**160**	**1,500**	**910 J**	**960 J**	< 1.0	< 1.0	< 1.0	1.1	0.59 J	0.67 J
Gases																													
Ethane	µg/L	NS	NA	NA	NA	NA	NA	NA	NA	NA	NA	NA	NA	NA	NA	NA	NA	NA	NA	NA	NA	NA	NA	NA	NA	NA	NA	NA	NA
Ethene	µg/L	NS	NA	NA	NA	NA	NA	NA	NA	NA	NA	NA	NA	NA	NA	NA	NA	NA	NA	NA	NA	NA	NA	NA	NA	NA	NA	NA	NA
Methane	µg/L	NS	NA	NA	NA	NA	NA	NA	NA	NA	NA	NA	NA	NA	NA	NA	NA	NA	NA	NA	NA	NA	NA	NA	NA	NA	NA	NA	NA
Other																													
Carbon	mg/L	NS	NA	NA	NA	NA	NA	NA	NA	NA	NA	NA	NA	NA	NA	NA	NA	NA	NA	NA	NA	NA	NA	NA	NA	NA	NA	NA	NA
Nitrate-N	mg/L	10	NA	NA	NA	NA	NA	NA	NA	NA	NA	NA	NA	NA	NA	NA	NA	NA	NA	NA	NA	NA	NA	NA	NA	NA	NA	NA	NA
Sulfate	mg/L	250	NA	NA	NA	NA	NA	NA	NA	NA	NA	NA	NA	NA	NA	NA	NA	NA	NA	NA	NA	NA	NA	NA	NA	NA	NA	NA	NA
Total Organic Carbon	mg/L	NS	NA	NA	NA	NA	NA	NA	NA	NA	NA	NA	NA	NA	NA	NA	NA	NA	NA	NA	NA	NA	NA	NA	NA	NA	NA	NA	NA
Metals																													
Iron, Dissolved	µg/L	300	NA	NA	NA	NA	NA	NA	NA	NA	NA	NA	NA	NA	NA	NA	NA	NA	NA	NA	NA	NA	NA	NA	NA	NA	NA	NA	NA
Iron	µg/L	300	NA	NA	NA	NA	NA	NA	NA	NA	NA	NA	NA	NA	NA	NA	NA	NA	NA	NA	NA	NA	NA	NA	NA	NA	NA	NA	NA
Manganese, Dissolved	µg/L	50	NA	NA	NA	NA	NA	NA	NA	NA	NA	NA	NA	NA	NA	NA	NA	NA	NA	NA	NA	NA	NA	NA	NA	NA	NA	NA	NA
Manganese	µg/L	50	NA	NA	NA	NA	NA	NA	NA	NA	NA	NA	NA	NA	NA	NA	NA	NA	NA	NA	NA	NA	NA	NA	NA	NA	NA	NA	NA

See Notes on Last Page.

Table 2
On-Site Groundwater Analytical Results
Ford Livonia Transmission Plant
36200 Plymouth Road
Livonia, Michigan

Location:		EGLE Non-Residential Drinking Water Criteria	LMW-20-22			LMW-20-23			LMW-20-24			LMW-20-25		LMW-20-26			LMW-20-27			LMW-20-28	
Screen Interval (ft. bgs):			6.5-16.5			5-15			2-12			2-12		5-15			5-15			4.5-14.5	
Date:	Unit		3/13/2020	8/12/2020	11/19/2020	3/13/2020	8/10/2020	11/10/2020	6/11/2020	8/11/2020	11/19/2020	6/11/2020	8/12/2020	6/11/2020	8/10/2020	11/5/2020	6/11/2020	8/10/2020	11/5/2020	7/10/2020	8/12/2020
Semi-volatile Organic Compounds (SVOCs)																					
1,4-Dioxane	µg/L	350	2.4	2.4	5.5	< 2.0	< 2.0	< 2.0	< 2.0	< 2.0	< 2.0	< 2.0	1.3 J	< 2.0	< 2.0	0.88 J	1.4 J	1.6 J	3.1	1.0 J	1.2 J
Volatile Organic Compounds (VOCs)																					
1,1,1-Trichloroethane	µg/L	200	NA	NA	NA	NA	NA	NA	NA	NA	NA	NA	NA	NA	NA	NA	NA	NA	NA	NA	NA
1,1,2,2-Tetrachloroethane	µg/L	35	NA	NA	NA	NA	NA	NA	NA	NA	NA	NA	NA	NA	NA	NA	NA	NA	NA	NA	NA
1,1,2-trichloro-1,2,2-trifluoroethane	µg/L	170,000	NA	NA	NA	NA	NA	NA	NA	NA	NA	NA	NA	NA	NA	NA	NA	NA	NA	NA	NA
1,1,2-Trichloroethane	µg/L	5.0	NA	NA	NA	NA	NA	NA	NA	NA	NA	NA	NA	NA	NA	NA	NA	NA	NA	NA	NA
1,1-Dichloroethane	µg/L	2,500	NA	NA	NA	NA	NA	NA	NA	NA	NA	NA	NA	NA	NA	NA	NA	NA	NA	NA	NA
1,1-Dichloroethene	µg/L	7.0	< 3.3	< 1.0	< 1.0	< 1.0	< 1.0	< 1.0	< 1.0	< 1.0	< 1.0	0.86 J	1.8 J	< 2.5	< 5.0	< 2.5	< 2.5	< 8.0	< 5.0	< 1.0	< 1.0
1,2,3-Trimethylbenzene	µg/L	NS	NA	NA	NA	NA	NA	NA	NA	NA	NA	NA	NA	NA	NA	NA	NA	NA	NA	NA	NA
1,2,4-Trichlorobenzene	µg/L	70	NA	NA	NA	NA	NA	NA	NA	NA	NA	NA	NA	NA	NA	NA	NA	NA	NA	NA	NA
1,2,4-Trimethylbenzene	µg/L	63	NA	NA	NA	NA	NA	NA	NA	NA	NA	NA	NA	NA	NA	NA	NA	NA	NA	NA	NA
1,2-Dibromo-3-chloropropane	µg/L	0.2	NA	NA	NA	NA	NA	NA	NA	NA	NA	NA	NA	NA	NA	NA	NA	NA	NA	NA	NA
1,2-Dibromoethane	µg/L	0.05	NA	NA	NA	NA	NA	NA	NA	NA	NA	NA	NA	NA	NA	NA	NA	NA	NA	NA	NA
1,2-Dichlorobenzene	µg/L	600	NA	NA	NA	NA	NA	NA	NA	NA	NA	NA	NA	NA	NA	NA	NA	NA	NA	NA	NA
1,2-Dichloroethane	µg/L	5.0	NA	NA	NA	NA	NA	NA	NA	NA	NA	NA	NA	NA	NA	NA	NA	NA	NA	NA	NA
1,2-Dichloropropane	µg/L	5.0	NA	NA	NA	NA	NA	NA	NA	NA	NA	NA	NA	NA	NA	NA	NA	NA	NA	NA	NA
1,3,5-Trimethylbenzene	µg/L	72	NA	NA	NA	NA	NA	NA	NA	NA	NA	NA	NA	NA	NA	NA	NA	NA	NA	NA	NA
1,3-Dichlorobenzene	µg/L	19	NA	NA	NA	NA	NA	NA	NA	NA	NA	NA	NA	NA	NA	NA	NA	NA	NA	NA	NA
1,4-Dichlorobenzene	µg/L	75	NA	NA	NA	NA	NA	NA	NA	NA	NA	NA	NA	NA	NA	NA	NA	NA	NA	NA	NA
2-Butanone (MEK)	µg/L	38,000	NA	NA	NA	NA	NA	NA	NA	NA	NA	NA	NA	NA	NA	NA	NA	NA	NA	NA	NA
2-Methylnaphthalene	µg/L	750	NA	NA	< 5.0	NA	NA	< 5.0	NA	NA	< 5.0	NA	NA	NA	NA	< 13	NA	NA	< 25	NA	NA
4-Methyl-2-Pentanone (MIBK)	µg/L	5,200	NA	NA	NA	NA	NA	NA	NA	NA	NA	NA	NA	NA	NA	NA	NA	NA	NA	NA	NA
Acetone	µg/L	2,100	NA	NA	NA	NA	NA	NA	NA	NA	NA	NA	NA	NA	NA	NA	NA	NA	NA	NA	NA
Benzene	µg/L	5.0	NA	NA	NA	NA	NA	NA	NA	NA	NA	NA	NA	NA	NA	NA	NA	NA	NA	NA	NA
Bromodichloromethane	µg/L	80	NA	NA	NA	NA	NA	NA	NA	NA	NA	NA	NA	NA	NA	NA	NA	NA	NA	NA	NA
Bromoform	µg/L	80	NA	NA	NA	NA	NA	NA	NA	NA	NA	NA	NA	NA	NA	NA	NA	NA	NA	NA	NA
Bromomethane	µg/L	29	NA	NA	NA	NA	NA	NA	NA	NA	NA	NA	NA	NA	NA	NA	NA	NA	NA	NA	NA
Carbon Disulfide	µg/L	2,300	NA	NA	NA	NA	NA	NA	NA	NA	NA	NA	NA	NA	NA	NA	NA	NA	NA	NA	NA
Carbon Tetrachloride	µg/L	5.0	NA	NA	NA	NA	NA	NA	NA	NA	NA	NA	NA	NA	NA	NA	NA	NA	NA	NA	NA
Trichlorofluoromethane (CFC-11)	µg/L	7,300	NA	NA	NA	NA	NA	NA	NA	NA	NA	NA	NA	NA	NA	NA	NA	NA	NA	NA	NA
Dichlorodifluoromethane (CFC-12)	µg/L	4,800	NA	NA	NA	NA	NA	NA	NA	NA	NA	NA	NA	NA	NA	NA	NA	NA	NA	NA	NA
Chlorobenzene	µg/L	100	NA	NA	NA	NA	NA	NA	NA	NA	NA	NA	NA	NA	NA	NA	NA	NA	NA	NA	NA
Chlorodibromomethane	µg/L	80	NA	NA	NA	NA	NA	NA	NA	NA	NA	NA	NA	NA	NA	NA	NA	NA	NA	NA	NA
Chloroethane	µg/L	1,700	NA	NA	NA	NA	NA	NA	NA	NA	NA	NA	NA	NA	NA	NA	NA	NA	NA	NA	NA
Chloroform	µg/L	80	NA	NA	NA	NA	NA	NA	NA	NA	NA	NA	NA	NA	NA	NA	NA	NA	NA	NA	NA
Chloromethane	µg/L	1,100	NA	NA	NA	NA	NA	NA	NA	NA	NA	NA	NA	NA	NA	NA	NA	NA	NA	NA	NA
cis-1,2-Dichloroethene	µg/L	70	14	25	24	< 1.0	< 1.0	< 1.0	0.52 J	0.86 J	0.38 J	65	**95**	54	**130**	**120**	64	**160**	**120**	0.64 J	0.79 J
cis-1,3-Dichloropropene	µg/L	NS	NA	NA	NA	NA	NA	NA	NA	NA	NA	NA	NA	NA	NA	NA	NA	NA	NA	NA	NA
Cyclohexane	µg/L	NS	NA	NA	NA	NA	NA	NA	NA	NA	NA	NA	NA	NA	NA	NA	NA	NA	NA	NA	NA
Dichloromethane	µg/L	5.0	NA	NA	NA	NA	NA	NA	NA	NA	NA	NA	NA	NA	NA	NA	NA	NA	NA	NA	NA
Diethyl ether	µg/L	10	NA	NA	NA	NA	NA	NA	NA	NA	NA	NA	NA	NA	NA	NA	NA	NA	NA	NA	NA
Ethylbenzene	µg/L	74	NA	NA	NA	NA	NA	NA	NA	NA	NA	NA	NA	NA	NA	NA	NA	NA	NA	NA	NA
Isopropylbenzene	µg/L	2,300	NA	NA	NA	NA	NA	NA	NA	NA	NA	NA	NA	NA	NA	NA	NA	NA	NA	NA	NA
Methyl Acetate	µg/L	NS	NA	NA	NA	NA	NA	NA	NA	NA	NA	NA	NA	NA	NA	NA	NA	NA	NA	NA	NA
Methyl N-Butyl Ketone (2-Hexanone)	µg/L	2,900	NA	NA	NA	NA	NA	NA	NA	NA	NA	NA	NA	NA	NA	NA	NA	NA	NA	NA	NA
Methylcyclohexane	µg/L	NS	NA	NA	NA	NA	NA	NA	NA	NA	NA	NA	NA	NA	NA	NA	NA	NA	NA	NA	NA

See Notes on Last Page.

Table 2
On-Site Groundwater Analytical Results
Ford Livonia Transmission Plant
36200 Plymouth Road
Livonia, Michigan

Location:		EGLE Non-Residential Drinking Water Criteria	LMW-20-22			LMW-20-23			LMW-20-24			LMW-20-25		LMW-20-26			LMW-20-27			LMW-20-28	
Screen Interval (ft. bgs):			6.5-16.5			5-15			2-12			2-12		5-15			5-15			4.5-14.5	
Date:	Unit		3/13/2020	8/12/2020	11/19/2020	3/13/2020	8/10/2020	11/10/2020	6/11/2020	8/11/2020	11/19/2020	6/11/2020	8/12/2020	6/11/2020	8/10/2020	11/5/2020	6/11/2020	8/10/2020	11/5/2020	7/10/2020	8/12/2020
Methyl-tert-butyl ether	µg/L	40	NA	NA	NA	NA	NA	NA	NA	NA	NA	NA	NA	NA	NA	NA	NA	NA	NA	NA	NA
Naphthalene	µg/L	1,500	NA	NA	< 1.0	NA	NA	< 1.0	NA	NA	< 1.0	NA	NA	NA	NA	< 2.5	NA	NA	< 5.0	NA	NA
Styrene (Monomer)	µg/L	100	NA	NA	NA	NA	NA	NA	NA	NA	NA	NA	NA	NA	NA	NA	NA	NA	NA	NA	NA
Tetrachloroethene	µg/L	5.0	< 3.3	< 1.0	< 1.0	< 1.0	< 1.0	< 1.0	< 1.0	< 1.0	< 1.0	**32**	**18**	< 2.5	< 5.0	< 2.5	< 2.5	< 8.0	< 5.0	< 1.0	< 1.0
Toluene	µg/L	790	NA	NA	NA	NA	NA	NA	NA	NA	NA	NA	NA	NA	NA	NA	NA	NA	NA	NA	NA
Total Xylenes	µg/L	280	NA	NA	NA	NA	NA	NA	NA	NA	NA	NA	NA	NA	NA	NA	NA	NA	NA	NA	NA
trans-1,2-Dichloroethene	µg/L	100	1.0 J	2.1	2.1	< 1.0	< 1.0	< 1.0	< 1.0	< 1.0	< 1.0	3.7	7.3	0.55 J	< 5.0	0.72 J	2.2 J	< 8.0	1.2 J	< 1.0	< 1.0
trans-1,3-Dichloropropene	µg/L	NS	NA	NA	NA	NA	NA	NA	NA	NA	NA	NA	NA	NA	NA	NA	NA	NA	NA	NA	NA
Trichloroethene	µg/L	5.0	2.5 J	0.65 J	0.45 J	< 1.0	< 1.0	< 1.0	< 1.0	< 1.0	< 1.0	**12**	**28**	0.76 J	< 5.0	0.42 J	**55.0**	**69.0**	**47**	< 1.0	< 1.0
Vinyl chloride	µg/L	2.0	**56**	**35**	**39**	< 1.0	< 1.0	< 1.0	< 1.0	< 1.0	0.24 J	**2.3 J**	**6.2**	**53**	**73**	**130**	**11**	**11**	**16**	< 1.0	< 1.0
Gases																					
Ethane	µg/L	NS	NA	NA	NA	NA	NA	NA	NA	NA	NA	NA	NA	NA	NA	NA	NA	NA	NA	NA	NA
Ethene	µg/L	NS	NA	NA	NA	NA	NA	NA	NA	NA	NA	NA	NA	NA	NA	NA	NA	NA	NA	NA	NA
Methane	µg/L	NS	NA	NA	NA	NA	NA	NA	NA	NA	NA	NA	NA	NA	NA	NA	NA	NA	NA	NA	NA
Other																					
Carbon	mg/L	NS	NA	NA	NA	NA	NA	NA	NA	NA	NA	NA	NA	NA	NA	NA	NA	NA	NA	NA	NA
Nitrate-N	mg/L	10	NA	NA	NA	NA	NA	NA	NA	NA	NA	NA	NA	NA	NA	NA	NA	NA	NA	NA	NA
Sulfate	mg/L	250	NA	NA	NA	NA	NA	NA	NA	NA	NA	NA	NA	NA	NA	NA	NA	NA	NA	NA	NA
Total Organic Carbon	mg/L	NS	NA	NA	NA	NA	NA	NA	NA	NA	NA	NA	NA	NA	NA	NA	NA	NA	NA	NA	NA
Metals																					
Iron, Dissolved	µg/L	300	NA	NA	NA	NA	NA	NA	NA	NA	NA	NA	NA	NA	NA	NA	NA	NA	NA	NA	NA
Iron	µg/L	300	NA	NA	NA	NA	NA	NA	NA	NA	NA	NA	NA	NA	NA	NA	NA	NA	NA	NA	NA
Manganese, Dissolved	µg/L	50	NA	NA	NA	NA	NA	NA	NA	NA	NA	NA	NA	NA	NA	NA	NA	NA	NA	NA	NA
Manganese	µg/L	50	NA	NA	NA	NA	NA	NA	NA	NA	NA	NA	NA	NA	NA	NA	NA	NA	NA	NA	NA

See Notes on Last Page.

Table 2
On-Site Groundwater Analytical Results
Ford Livonia Transmission Plant
36200 Plymouth Road
Livonia, Michigan

Location:		EGLE Non-Residential Drinking Water Criteria	MW-01															MW-02																
Screen Interval (ft. bgs):			14-19															15.5-20.5																
Date:	Unit		4/26/2017	7/28/2017	11/10/2017	5/11/2018	8/14/2018	10/29/2018	3/1/2019	6/11/2019	9/25/2019	11/15/2019	2/14/2020	8/25/2020	11/9/2020	2/12/2021	5/5/2021	4/27/2017	8/3/2017	11/9/2017	2/13/2018	5/10/2018	8/10/2018	10/26/2018	3/1/2019	6/11/2019	9/25/2019	11/20/2019	2/19/2020	5/20/2020	8/19/2020	11/17/2020	2/10/2021	5/10/2021
Semi-volatile Organic Compounds (SVOCs)																																		
1,4-Dioxane	µg/L	350	< 2.0	< 2.0	< 2.0	< 2.0	< 2.0	< 2.0	< 2.0	< 2.0	< 2.0	< 2.0	< 2.0	< 2.0	< 2.0	< 2.0	< 4.0	1.5 J	1.8 J	4.5	4.4	5.7	5.1	4.9	3.9	5.8	4.9	4.9	4.7	4.5	4.4	3.7	3.8	3.4
Volatile Organic Compounds (VOCs)																																		
1,1,1-Trichloroethane	µg/L	200	< 1.0	< 1.0	< 1.0	< 1.0	< 1.0	< 1.0	< 1.0	NA	NA	NA	NA	NA	NA	NA	NA	< 25	< 50	< 67	< 67	< 25	< 140	< 50	< 100	NA	NA	NA	NA	NA	NA	NA	NA	NA
1,1,2,2-Tetrachloroethane	µg/L	35	< 1.0	< 1.0	< 1.0	< 1.0	< 1.0	< 1.0	< 1.0	NA	NA	NA	NA	NA	NA	NA	NA	< 25	< 50	< 67	< 67	< 25	< 140	< 50	< 100	NA	NA	NA	NA	NA	NA	NA	NA	NA
1,1,2-trichloro-1,2,2-trifluoroethane	µg/L	170,000	< 1.0	< 1.0	< 1.0	< 1.0	< 1.0	< 1.0	< 1.0	NA	NA	NA	NA	NA	NA	NA	NA	< 25	< 50	< 67	< 67	< 25	< 140	< 50	< 100	NA	NA	NA	NA	NA	NA	NA	NA	NA
1,1,2-Trichloroethane	µg/L	5.0	< 1.0	< 1.0	< 1.0	< 1.0	< 1.0	< 1.0	< 1.0	NA	NA	NA	NA	NA	NA	NA	NA	< 25	< 50	< 67	< 67	< 25	< 140	< 50	< 100	NA	NA	NA	NA	NA	NA	NA	NA	NA
1,1-Dichloroethane	µg/L	2,500	< 1.0	< 1.0	< 1.0	< 1.0	< 1.0	< 1.0	< 1.0	NA	NA	NA	NA	NA	NA	NA	NA	< 25	< 50	< 67	< 67	< 25	< 140	< 50	< 100	NA	NA	NA	NA	NA	NA	NA	NA	NA
1,1-Dichloroethene	µg/L	7.0	< 1.0	< 1.0	< 1.0	< 1.0	< 1.0	< 1.0	< 1.0	< 1.0	< 1.0	< 1.0	< 1.0	< 1.0	< 1.0	< 1.0	< 1.0	< 25	< 50	< 67	< 67	< 25	< 140	< 50	< 100	< 100	< 200	2.8 J	< 100	< 100	< 250	< 250	< 250	< 130
1,2,3-Trimethylbenzene	µg/L	NS	< 5.0	< 5.0	< 5.0	< 5.0	< 5.0	< 5.0	< 5.0	NA	NA	NA	NA	NA	NA	NA	NA	< 130	< 250	< 330	< 330	< 130	< 710	< 250	< 500	NA	NA	NA	NA	NA	NA	NA	NA	NA
1,2,4-Trichlorobenzene	µg/L	70	< 1.0	< 1.0	< 1.0	< 1.0	< 1.0	0.33 J	< 1.0	NA	NA	NA	NA	NA	NA	NA	NA	< 25	< 50	< 67	< 67	< 25	< 140	< 50	< 100	NA	NA	NA	NA	NA	NA	NA	NA	NA
1,2,4-Trimethylbenzene	µg/L	63	< 1.0	< 1.0	< 1.0	< 1.0	< 1.0 J	< 1.0	< 1.0	NA	NA	NA	NA	NA	NA	NA	NA	< 25	< 50	< 67	< 67	< 25	< 140	< 50	< 100	NA	NA	NA	NA	NA	NA	NA	NA	NA
1,2-Dibromo-3-chloropropane	µg/L	0.2	< 1.0	< 1.0	< 1.0	< 1.0	< 1.0	< 1.0	< 1.0 J	NA	NA	NA	NA	NA	NA	NA	NA	< 25	< 50	< 67	< 67	< 25	< 140	< 50	< 100 J	NA	NA	NA	NA	NA	NA	NA	NA	NA
1,2-Dibromoethane	µg/L	0.05	< 1.0	< 1.0	< 1.0	< 1.0	< 1.0	< 1.0	< 1.0	NA	NA	NA	NA	NA	NA	NA	NA	< 25	< 50	< 67	< 67	< 25	< 140	< 50	< 100	NA	NA	NA	NA	NA	NA	NA	NA	NA
1,2-Dichlorobenzene	µg/L	600	< 1.0	< 1.0	< 1.0	< 1.0	< 1.0	< 1.0	< 1.0	NA	NA	NA	NA	NA	NA	NA	NA	< 25	< 50	< 67	< 67	< 25	< 140	< 50	< 100	NA	NA	NA	NA	NA	NA	NA	NA	NA
1,2-Dichloroethane	µg/L	5.0	< 1.0	< 1.0	< 1.0	< 1.0	< 1.0	< 1.0	< 1.0	NA	NA	NA	NA	NA	NA	NA	NA	< 25	< 50	< 67	< 67	< 25	< 140	< 50	< 100	NA	NA	NA	NA	NA	NA	NA	NA	NA
1,2-Dichloropropane	µg/L	5.0	< 1.0	< 1.0	< 1.0	< 1.0	< 1.0	< 1.0	< 1.0	NA	NA	NA	NA	NA	NA	NA	NA	< 25	< 50	< 67	< 67	< 25	< 140	< 50	< 100	NA	NA	NA	NA	NA	NA	NA	NA	NA
1,3,5-Trimethylbenzene	µg/L	72	< 1.0	< 1.0	< 1.0	< 1.0	< 1.0	< 1.0	< 1.0	NA	NA	NA	NA	NA	NA	NA	NA	< 25	< 50	< 67	< 67	< 25	< 140	< 50	< 100	NA	NA	NA	NA	NA	NA	NA	NA	NA
1,3-Dichlorobenzene	µg/L	19	< 1.0	< 1.0	< 1.0	< 1.0	< 1.0	0.37 J	< 1.0	NA	NA	NA	NA	NA	NA	NA	NA	< 25	< 50	< 67	< 67	< 25	< 140	< 50	< 100	NA	NA	NA	NA	NA	NA	NA	NA	NA
1,4-Dichlorobenzene	µg/L	75	< 1.0	< 1.0	< 1.0	< 1.0	< 1.0	< 1.0	< 1.0	NA	NA	NA	NA	NA	NA	NA	NA	< 25	< 50	< 67	< 67	< 25	< 140	< 50	< 100	NA	NA	NA	NA	NA	NA	NA	NA	NA
2-Butanone (MEK)	µg/L	38,000	< 10	1.0 J	< 10	< 10	< 10	< 10	3.8 J	NA	NA	NA	NA	NA	NA	NA	NA	< 250	< 500	< 670	< 670	< 250	< 1,400	< 500	< 1,000	NA	NA	NA	NA	NA	NA	NA	NA	NA
2-Methylnaphthalene	µg/L	750	NA	NA	NA	NA	NA	NA	NA	NA	NA	NA	NA	NA	NA	NA	NA	NA	NA	NA	NA	NA	NA	NA	NA	NA	NA	NA	NA	NA	NA	NA	NA	NA
4-Methyl-2-Pentanone (MIBK)	µg/L	5,200	< 10	< 10	< 10	< 10	< 10	< 10	1.2 J	NA	NA	NA	NA	NA	NA	NA	NA	< 250	< 500	< 670	< 670	< 250	< 1,400	< 500	< 1,000	NA	NA	NA	NA	NA	NA	NA	NA	NA
Acetone	µg/L	2,100	< 10	< 10 UB	< 10	< 10 UB	< 10	< 10	28	NA	NA	NA	NA	NA	NA	NA	NA	< 250	< 500	< 670	< 670	< 250	< 1,400	< 500	< 1,000	NA	NA	NA	NA	NA	NA	NA	NA	NA
Benzene	µg/L	5.0	< 1.0	< 1.0	< 1.0	< 1.0	< 1.0	< 1.0	< 1.0	NA	NA	NA	NA	NA	NA	NA	NA	< 25	< 50	< 67	< 67	< 25	< 140	< 50	< 100	NA	NA	NA	NA	NA	NA	NA	NA	NA
Bromodichloromethane	µg/L	80	< 1.0	< 1.0	< 1.0	< 1.0	< 1.0	< 1.0	< 1.0	NA	NA	NA	NA	NA	NA	NA	NA	< 25	< 50	< 67	< 67	< 25	< 140	< 50	< 100	NA	NA	NA	NA	NA	NA	NA	NA	NA
Bromoform	µg/L	80	< 1.0	< 1.0	< 1.0	< 1.0	< 1.0	< 1.0	< 1.0 J	NA	NA	NA	NA	NA	NA	NA	NA	< 25	< 50	< 67	< 67	< 25	< 140	< 50	< 100 J	NA	NA	NA	NA	NA	NA	NA	NA	NA
Bromomethane	µg/L	29	< 1.0	< 1.0	< 1.0	< 1.0	< 1.0	< 1.0	< 1.0 J	NA	NA	NA	NA	NA	NA	NA	NA	< 25	< 50	< 67	< 67	< 25	< 140	< 50	< 100 J	NA	NA	NA	NA	NA	NA	NA	NA	NA
Carbon Disulfide	µg/L	2,300	< 5.0	< 5.0	< 5.0	< 5.0	< 5.0	< 5.0	< 5.0	NA	NA	NA	NA	NA	NA	NA	NA	< 130	< 250	< 330	< 330	< 130	< 710	< 250	< 500	NA	NA	NA	NA	NA	NA	NA	NA	NA
Carbon Tetrachloride	µg/L	5.0	< 1.0	< 1.0	< 1.0	< 1.0	< 1.0	< 1.0	< 1.0	NA	NA	NA	NA	NA	NA	NA	NA	< 25	< 50	< 67	< 67	< 25	< 140	< 50	< 100	NA	NA	NA	NA	NA	NA	NA	NA	NA
Trichlorofluoromethane (CFC-11)	µg/L	7,300	< 1.0	< 1.0	< 1.0	< 1.0	< 1.0	< 1.0	< 1.0 J	NA	NA	NA	NA	NA	NA	NA	NA	< 25	< 50	< 67	< 67	< 25	< 140	< 50	< 100 J	NA	NA	NA	NA	NA	NA	NA	NA	NA
Dichlorodifluoromethane (CFC-12)	µg/L	4,800	< 1.0	< 1.0	< 1.0	< 1.0	< 1.0	< 1.0	< 1.0	NA	NA	NA	NA	NA	NA	NA	NA	< 25	< 50	< 67	< 67	< 25	< 140	< 50	< 100	NA	NA	NA	NA	NA	NA	NA	NA	NA
Chlorobenzene	µg/L	100	< 1.0	< 1.0	< 1.0	< 1.0	< 1.0	< 1.0	< 1.0	NA	NA	NA	NA	NA	NA	NA	NA	< 25	< 50	< 67	< 67	< 25	< 140	< 50	< 100	NA	NA	NA	NA	NA	NA	NA	NA	NA
Chlorodibromomethane	µg/L	80	< 1.0	< 1.0	< 1.0	< 1.0	< 1.0	< 1.0	< 1.0	NA	NA	NA	NA	NA	NA	NA	NA	< 25	< 50	< 67	< 67	< 25	< 140	< 50	< 100	NA	NA	NA	NA	NA	NA	NA	NA	NA
Chloroethane	µg/L	1,700	< 1.0	< 1.0	< 1.0	< 1.0	< 1.0	< 1.0	< 1.0 J	NA	NA	NA	NA	NA	NA	NA	NA	< 25	< 50	< 67	< 67	< 25	< 140	< 50	< 100 J	NA	NA	NA	NA	NA	NA	NA	NA	NA
Chloroform	µg/L	80	< 1.0	< 1.0	< 1.0	< 1.0	< 1.0	< 1.0	< 1.0	NA	NA	NA	NA	NA	NA	NA	NA	< 25	< 50	< 67	< 67	< 25	< 140	< 50	< 100	NA	NA	NA	NA	NA	NA	NA	NA	NA
Chloromethane	µg/L	1,100	< 1.0	< 1.0	< 1.0	< 1.0	< 1.0	< 1.0	< 1.0	NA	NA	NA	NA	NA	NA	NA	NA	< 25	< 50	< 67	< 67	< 25	< 140	< 50	< 100	NA	NA	NA	NA	NA	NA	NA	NA	NA
cis-1,2-Dichloroethene	µg/L	70	< 1.0	< 1.0	< 1.0	< 1.0	< 1.0	< 1.0	< 1.0	< 1.0	< 1.0	< 1.0	< 1.0	< 1.0	< 1.0	< 1.0	< 1.0	**630**	**1,200**	**1,000**	**1,400**	**1,700 J**	**2,300**	**1,900**	**2,600**	**3,400**	**3,800**	**3,000**	**3,100**	**3,200**	**4,100**	**3,000**	**2,600**	**2,900**
cis-1,3-Dichloropropene	µg/L	NS	< 1.0	< 1.0	< 1.0	< 1.0	< 1.0	< 1.0	< 1.0	NA	NA	NA	NA	NA	NA	NA	NA	< 25	< 50	< 67	< 67	< 25	< 140	< 50	< 100	NA	NA	NA	NA	NA	NA	NA	NA	NA
Cyclohexane	µg/L	NS	< 1.0	< 1.0	< 1.0	< 1.0	< 1.0	< 1.0	< 1.0	NA	NA	NA	NA	NA	NA	NA	NA	< 25	< 50	< 67	< 67	< 25	< 140	< 50	< 100	NA	NA	NA	NA	NA	NA	NA	NA	NA
Dichloromethane	µg/L	5.0	< 5.0	< 5.0	< 5.0	< 5.0	< 5.0	< 5.0	< 5.0	NA	NA	NA	NA	NA	NA	NA	NA	< 130	< 250	< 330	< 330	< 130	< 710	< 250	< 500	NA	NA	NA	NA	NA	NA	NA	NA	NA
Diethyl ether	µg/L	10	< 2.0	< 2.0	< 2.0	< 2.0	< 2.0	< 2.0	< 2.0	NA	NA	NA	NA	NA	NA	NA	NA	< 50	< 100	< 130	< 130	< 50	< 290	< 100	< 200	NA	NA	NA	NA	NA	NA	NA	NA	NA
Ethylbenzene	µg/L	74	< 1.0	< 1.0	< 1.0	< 1.0	< 1.0	< 1.0	< 1.0	NA	NA	NA	NA	NA	NA	NA	NA	< 25	< 50	< 67	< 67	< 25	< 140	< 50	< 100	NA	NA	NA	NA	NA	NA	NA	NA	NA
Isopropylbenzene	µg/L	2,300	< 1.0	< 1.0	< 1.0	< 1.0	< 1.0	< 1.0	< 1.0	NA	NA	NA	NA	NA	NA	NA	NA	< 25	< 50	< 67	< 67	< 25	< 140	< 50	< 100	NA	NA	NA	NA	NA	NA	NA	NA	NA
Methyl Acetate	µg/L	NS	< 10	< 10	< 10	< 10	< 10	< 10	< 10	NA	NA	NA	NA	NA	NA	NA	NA	< 250	< 500	< 670	< 670	< 250	< 1,400	< 500	< 1,000	NA	NA	NA	NA	NA	NA	NA	NA	NA
Methyl N-Butyl Ketone (2-Hexanone)	µg/L	2,900	< 10	< 10	< 10	< 10	< 10	< 10	< 10	NA	NA	NA	NA	NA	NA	NA	NA	< 250	< 500	< 670	< 670	< 250	< 1,400	< 500	< 1,000	NA	NA	NA	NA	NA	NA	NA	NA	NA
Methylcyclohexane	µg/L	NS	< 1.0	< 1.0	< 1.0	< 1.0	< 1.0	< 1.0	< 1.0	NA	NA	NA	NA	NA	NA	NA	NA	< 25	< 50	< 67	< 67	< 25	< 140	< 50	< 100	NA	NA	NA	NA	NA	NA	NA	NA	NA

See Notes on Last Page.

Table 2
On-Site Groundwater Analytical Results
Ford Livonia Transmission Plant
36200 Plymouth Road
Livonia, Michigan

Location:		EGLE Non-Residential Drinking Water Criteria	MW-01															MW-02																
Screen Interval (ft. bgs):			14-19															15.5-20.5																
Date:	Unit		4/26/2017	7/28/2017	11/10/2017	5/11/2018	8/14/2018	10/29/2018	3/1/2019	6/11/2019	9/25/2019	11/15/2019	2/14/2020	8/25/2020	11/9/2020	2/12/2021	5/5/2021	4/27/2017	8/3/2017	11/9/2017	2/13/2018	5/10/2018	8/10/2018	10/26/2018	3/1/2019	6/11/2019	9/25/2019	11/20/2019	2/19/2020	5/20/2020	8/19/2020	11/17/2020	2/10/2021	5/10/2021
Methyl-tert-butyl ether	µg/L	40	< 1.0	< 1.0	< 1.0	< 1.0	< 1.0	< 1.0	< 1.0 J	NA	NA	NA	NA	NA	NA	NA	NA	< 25	< 50	< 67	< 67	< 25	< 140	< 50	< 100 J	NA	NA	NA	NA	NA	NA	NA	NA	NA
Naphthalene	µg/L	1,500	NA	NA	NA	NA	NA	NA	NA	NA	NA	NA	NA	NA	NA	NA	NA	NA	NA	NA	NA	NA	NA	NA	NA	NA	NA	NA	NA	NA	NA	NA	NA	NA
Styrene (Monomer)	µg/L	100	< 1.0	< 1.0	< 1.0	< 1.0	< 1.0	< 1.0	< 1.0	NA	NA	NA	NA	NA	NA	NA	NA	< 25	< 50	< 67	< 67	< 25	< 140	< 50	< 100	NA	NA	NA	NA	NA	NA	NA	NA	NA
Tetrachloroethene	µg/L	5.0	< 1.0	< 1.0	< 1.0	< 1.0	< 1.0	< 1.0	< 1.0	< 1.0	< 1.0	< 1.0	< 1.0	< 1.0	< 1.0	< 1.0	< 1.0	< 25	< 50	< 67	< 67	< 25	< 140	< 50	< 100	< 100	< 200	< 10	< 100	< 100	< 250	< 250	< 250	< 130
Toluene	µg/L	790	< 1.0	< 1.0	< 1.0	< 1.0	< 1.0	< 1.0	< 1.0	NA	NA	NA	NA	NA	NA	NA	NA	< 25	< 50	< 67	< 67	< 25	< 140	< 50	< 100	NA	NA	NA	NA	NA	NA	NA	NA	NA
Total Xylenes	µg/L	280	< 2.0	< 2.0	< 2.0	< 2.0	< 2.0	< 2.0	< 2.0	NA	NA	NA	NA	NA	NA	NA	NA	< 50	< 100	< 130	< 130	< 50	< 290	< 100	< 200	NA	NA	NA	NA	NA	NA	NA	NA	NA
trans-1,2-Dichloroethene	µg/L	100	< 1.0	< 1.0	< 1.0	< 1.0	< 1.0	< 1.0	< 1.0	< 1.0	< 1.0	< 1.0	< 1.0	< 1.0	< 1.0	< 1.0	< 1.0	**200**	**270**	**260**	**390**	**510**	**510**	**530**	**760**	**790**	**840**	**760**	**860**	**840**	**980**	**630**	**700**	**750**
trans-1,3-Dichloropropene	µg/L	NS	< 1.0	< 1.0	< 1.0	< 1.0	< 1.0	< 1.0	< 1.0	NA	NA	NA	NA	NA	NA	NA	NA	< 25	< 50	< 67	< 67	< 25	< 140	< 50	< 100	NA	NA	NA	NA	NA	NA	NA	NA	NA
Trichloroethene	µg/L	5.0	< 1.0	< 1.0	< 1.0	< 1.0	< 1.0	< 1.0	< 1.0 J	< 1.0	< 1.0	< 1.0	< 1.0	< 1.0	< 1.0	< 1.0	< 1.0	< 25	< 50	< 67	< 67	< 25	< 140	**8.2 J**	< 100 J	< 100	**27 J**	3.4 J	< 100	< 100	< 250	< 250	< 250	**19 J**
Vinyl chloride	µg/L	2.0	< 1.0	< 1.0	< 1.0	< 1.0	< 1.0	< 1.0	< 1.0	< 1.0	< 1.0	< 1.0	< 1.0	< 1.0	< 1.0	< 1.0	< 1.0	**200**	**160**	**140**	**210**	**190**	**170**	**190**	**230**	**190**	**200**	**160**	**280**	**150**	**200 J**	**210 J**	**210 J**	**210**
Gases																																		
Ethane	µg/L	NS	NA	NA	NA	NA	NA	NA	NA	NA	NA	NA	NA	NA	NA	NA	NA	NA	NA	NA	NA	NA	NA	NA	NA	NA	NA	NA	NA	NA	NA	NA	NA	NA
Ethene	µg/L	NS	NA	NA	NA	NA	NA	NA	NA	NA	NA	NA	NA	NA	NA	NA	NA	NA	NA	NA	NA	NA	NA	NA	NA	NA	NA	NA	NA	NA	NA	NA	NA	NA
Methane	µg/L	NS	NA	NA	NA	NA	NA	NA	NA	NA	NA	NA	NA	NA	NA	NA	NA	NA	NA	NA	NA	NA	NA	NA	NA	NA	NA	NA	NA	NA	NA	NA	NA	NA
Other																																		
Carbon	mg/L	NS	NA	NA	NA	NA	NA	NA	NA	NA	NA	NA	NA	NA	NA	NA	NA	NA	NA	NA	NA	NA	NA	NA	NA	NA	NA	NA	NA	NA	NA	NA	NA	NA
Nitrate-N	mg/L	10	NA	NA	NA	NA	NA	NA	NA	NA	NA	NA	NA	NA	NA	NA	NA	NA	NA	NA	NA	NA	NA	NA	NA	NA	NA	NA	NA	NA	NA	NA	NA	NA
Sulfate	mg/L	250	NA	NA	NA	NA	NA	NA	NA	NA	NA	NA	NA	NA	NA	NA	NA	NA	NA	NA	NA	NA	NA	NA	NA	NA	NA	NA	NA	NA	NA	NA	NA	NA
Total Organic Carbon	mg/L	NS	NA	NA	NA	NA	NA	NA	NA	NA	NA	NA	NA	NA	NA	NA	NA	NA	NA	NA	NA	NA	NA	NA	NA	NA	NA	NA	NA	NA	NA	NA	NA	NA
Metals																																		
Iron, Dissolved	µg/L	300	NA	NA	NA	NA	NA	NA	NA	NA	NA	NA	NA	NA	NA	NA	NA	NA	NA	NA	NA	NA	NA	NA	NA	NA	NA	NA	NA	NA	NA	NA	NA	NA
Iron	µg/L	300	NA	NA	NA	NA	NA	NA	NA	NA	NA	NA	NA	NA	NA	NA	NA	NA	NA	NA	NA	NA	NA	NA	NA	NA	NA	NA	NA	NA	NA	NA	NA	NA
Manganese, Dissolved	µg/L	50	NA	NA	NA	NA	NA	NA	NA	NA	NA	NA	NA	NA	NA	NA	NA	NA	NA	NA	NA	NA	NA	NA	NA	NA	NA	NA	NA	NA	NA	NA	NA	NA
Manganese	µg/L	50	NA	NA	NA	NA	NA	NA	NA	NA	NA	NA	NA	NA	NA	NA	NA	NA	NA	NA	NA	NA	NA	NA	NA	NA	NA	NA	NA	NA	NA	NA	NA	NA

See Notes on Last Page.

Table 2
On-Site Groundwater Analytical Results
Ford Livonia Transmission Plant
36200 Plymouth Road
Livonia, Michigan

Location:			MW-03																	MW-04														
Screen Interval (ft. bgs):			14-19																	15.5-20.5														
Date:	Unit	EGLE Non-Residential Drinking Water Criteria	4/27/2017	8/3/2017	11/9/2017	2/13/2018	5/10/2018	8/7/2018	10/26/2018	3/1/2019	6/11/2019	9/25/2019	11/19/2019	2/19/2020	5/27/2020	8/19/2020	11/18/2020	2/10/2021	5/11/2021	4/27/2017	8/3/2017	11/9/2017	2/13/2018	5/10/2018	8/7/2018	10/26/2018	3/1/2019	6/11/2019	9/25/2019	11/19/2019	2/19/2020	5/20/2020	8/19/2020	11/17/2020	2/10/2021	5/10/2021
Semi-volatile Organic Compounds (SVOCs)																																		
1,4-Dioxane	µg/L	350	0.67 J	< 2.0 UB	0.57 J	< 2.0	0.50 J	1.4 J	1.3 J	1.0 J	1.8 J	1.5 J	1.1 J	1.5 J	1.4 J	1.8 J	0.97 J	1.7 J	1.8 J	1.1 J	< 2.0 UB	< 20	0.38 J	0.76 J	< 200	< 200	< 200	1.9 J	1.8 J	< 10	< 20	< 20	1.4 J	1.0 J	0.94 J	< 2.0
Volatile Organic Compounds (VOCs)																																		
1,1,1-Trichloroethane	µg/L	200	< 1.0	< 1.0	< 1.0	< 1.0	< 1.0	< 1.0	< 1.0	< 1.0	NA	NA	NA	NA	NA	NA	NA	NA	NA	< 1,000	< 1,000	< 1,000	< 1,700	< 1,000 J	< 1,000	< 500	< 2,000	NA	NA	NA	NA	NA	NA	NA	NA	NA
1,1,2,2-Tetrachloroethane	µg/L	35	< 1.0	< 1.0	< 1.0	< 1.0	< 1.0	< 1.0	< 1.0	< 1.0 J	NA	NA	NA	NA	NA	NA	NA	NA	NA	< 1,000	< 1,000	< 1,000	< 1,700	< 1,000 J	< 1,000	< 500	< 2,000 J	NA	NA	NA	NA	NA	NA	NA	NA	NA
1,1,2-trichloro-1,2,2-trifluoroethane	µg/L	170,000	< 1.0	< 1.0	< 1.0	< 1.0	< 1.0	< 1.0	< 1.0	< 1.0	NA	NA	NA	NA	NA	NA	NA	NA	NA	< 1,000	< 1,000	< 1,000	< 1,700	< 1,000 J	< 1,000	< 500	< 2,000	NA	NA	NA	NA	NA	NA	NA	NA	NA
1,1,2-Trichloroethane	µg/L	5.0	< 1.0	< 1.0	< 1.0	< 1.0	< 1.0	< 1.0	< 1.0	< 1.0	NA	NA	NA	NA	NA	NA	NA	NA	NA	< 1,000	< 1,000	< 1,000	< 1,700	< 1,000 J	< 1,000	< 500	< 2,000	NA	NA	NA	NA	NA	NA	NA	NA	NA
1,1-Dichloroethane	µg/L	2,500	< 1.0	< 1.0	< 1.0	< 1.0	< 1.0	< 1.0	< 1.0	< 1.0	NA	NA	NA	NA	NA	NA	NA	NA	NA	< 1,000	< 1,000	< 1,000	< 1,700	< 1,000 J	< 1,000	< 500	< 2,000	NA	NA	NA	NA	NA	NA	NA	NA	NA
1,1-Dichloroethene	µg/L	7.0	< 1.0	< 1.0	< 1.0	< 1.0	< 1.0	< 1.0	< 1.0	< 1.0	< 1.0	< 1.0	< 1.0	< 1.0	< 1.0	< 1.0	< 1.0	< 1.0	< 1.0	< 1,000	< 1,000	< 1,000	< 1,700	< 1,000 J	< 1,000	< 500	< 2,000	< 1,000	< 1,700	< 100	< 1,300	< 1,300	< 710	< 710	< 1,000	< 500
1,2,3-Trimethylbenzene	µg/L	NS	< 5.0	< 5.0	< 5.0	< 5.0	< 5.0	< 5.0	< 5.0	< 5.0	NA	NA	NA	NA	NA	NA	NA	NA	NA	< 5,000	< 5,000	< 5,000	< 8,300	< 5,000 J	< 5,000	< 2,500	< 10,000	NA	NA	NA	NA	NA	NA	NA	NA	NA
1,2,4-Trichlorobenzene	µg/L	70	< 1.0	< 1.0	< 1.0	< 1.0	< 1.0	< 1.0	< 1.0	< 1.0	NA	NA	NA	NA	NA	NA	NA	NA	NA	< 1,000	< 1,000	< 1,000	< 1,700	< 1,000 J	< 1,000	< 500	< 2,000	NA	NA	NA	NA	NA	NA	NA	NA	NA
1,2,4-Trimethylbenzene	µg/L	63	< 1.0	< 1.0	< 1.0	< 1.0	< 1.0	< 1.0	< 1.0	< 1.0	NA	NA	NA	NA	NA	NA	NA	NA	NA	< 1,000	< 1,000	< 1,000	< 1,700	< 1,000 J	< 1,000	< 500	< 2,000	NA	NA	NA	NA	NA	NA	NA	NA	NA
1,2-Dibromo-3-chloropropane	µg/L	0.2	< 1.0	< 1.0	< 1.0	< 1.0	< 1.0	< 1.0	< 1.0	< 1.0 J	NA	NA	NA	NA	NA	NA	NA	NA	NA	< 1,000	< 1,000	< 1,000	< 1,700	< 1,000 J	< 1,000	< 500	< 2,000 J	NA	NA	NA	NA	NA	NA	NA	NA	NA
1,2-Dibromoethane	µg/L	0.05	< 1.0	< 1.0	< 1.0	< 1.0	< 1.0	< 1.0	< 1.0	< 1.0 J	NA	NA	NA	NA	NA	NA	NA	NA	NA	< 1,000	< 1,000	< 1,000	< 1,700	< 1,000 J	< 1,000	< 500	< 2,000 J	NA	NA	NA	NA	NA	NA	NA	NA	NA
1,2-Dichlorobenzene	µg/L	600	< 1.0	< 1.0	< 1.0	< 1.0	< 1.0	< 1.0	< 1.0	< 1.0	NA	NA	NA	NA	NA	NA	NA	NA	NA	< 1,000	< 1,000	< 1,000	< 1,700	< 1,000 J	< 1,000	< 500	< 2,000	NA	NA	NA	NA	NA	NA	NA	NA	NA
1,2-Dichloroethane	µg/L	5.0	< 1.0	< 1.0	< 1.0	< 1.0	< 1.0	< 1.0	< 1.0	< 1.0	NA	NA	NA	NA	NA	NA	NA	NA	NA	< 1,000	< 1,000	< 1,000	< 1,700	< 1,000 J	< 1,000	< 500	< 2,000	NA	NA	NA	NA	NA	NA	NA	NA	NA
1,2-Dichloropropane	µg/L	5.0	< 1.0	< 1.0	< 1.0	< 1.0	< 1.0	< 1.0	< 1.0	< 1.0	NA	NA	NA	NA	NA	NA	NA	NA	NA	< 1,000	< 1,000	< 1,000	< 1,700	< 1,000 J	< 1,000	< 500	< 2,000	NA	NA	NA	NA	NA	NA	NA	NA	NA
1,3,5-Trimethylbenzene	µg/L	72	< 1.0	< 1.0	< 1.0	< 1.0	< 1.0	< 1.0	< 1.0	< 1.0	NA	NA	NA	NA	NA	NA	NA	NA	NA	< 1,000	< 1,000	< 1,000	< 1,700	< 1,000 J	< 1,000	< 500	< 2,000	NA	NA	NA	NA	NA	NA	NA	NA	NA
1,3-Dichlorobenzene	µg/L	19	< 1.0	< 1.0	< 1.0	< 1.0	< 1.0	< 1.0	1.3	0.21 J	NA	NA	NA	NA	NA	NA	NA	NA	NA	< 1,000	< 1,000	< 1,000	< 1,700	< 1,000 J	< 1,000	< 500	< 2,000	NA	NA	NA	NA	NA	NA	NA	NA	NA
1,4-Dichlorobenzene	µg/L	75	< 1.0	< 1.0	< 1.0	< 1.0	< 1.0	< 1.0	< 1.0	< 1.0	NA	NA	NA	NA	NA	NA	NA	NA	NA	< 1,000	< 1,000	< 1,000	< 1,700	< 1,000 J	< 1,000	< 500	< 2,000	NA	NA	NA	NA	NA	NA	NA	NA	NA
2-Butanone (MEK)	µg/L	38,000	< 10	< 10	< 10	< 10	< 10	< 10	< 10	< 10 J	NA	NA	NA	NA	NA	NA	NA	NA	NA	< 10,000	< 10,000	< 10,000	< 17,000	< 10,000 J	< 10,000	< 5,000	< 20,000 J	NA	NA	NA	NA	NA	NA	NA	NA	NA
2-Methylnaphthalene	µg/L	750	NA	NA	NA	NA	NA	NA	NA	NA	NA	NA	NA	NA	NA	NA	NA	NA	NA	NA	NA	NA	NA	NA	NA	NA	NA	NA	NA	NA	NA	NA	NA	NA	NA	NA
4-Methyl-2-Pentanone (MIBK)	µg/L	5,200	< 10	< 10	< 10	< 10	< 10	< 10	< 10	< 10 J	NA	NA	NA	NA	NA	NA	NA	NA	NA	< 10,000	< 10,000	< 10,000	< 17,000	< 10,000 J	< 10,000	< 5,000	< 20,000 J	NA	NA	NA	NA	NA	NA	NA	NA	NA
Acetone	µg/L	2,100	< 10	< 10	< 10	< 10	< 10	< 10	< 10	< 10 J	NA	NA	NA	NA	NA	NA	NA	NA	NA	< 10,000	< 10,000	< 10,000	< 17,000	< 10,000 J	< 10,000	< 5,000	< 20,000 J	NA	NA	NA	NA	NA	NA	NA	NA	NA
Benzene	µg/L	5.0	< 1.0	< 1.0	< 1.0	< 1.0	< 1.0	< 1.0	< 1.0	< 1.0	NA	NA	NA	NA	NA	NA	NA	NA	NA	< 1,000	< 1,000	< 1,000	< 1,700	< 1,000 J	< 1,000	< 500	< 2,000	NA	NA	NA	NA	NA	NA	NA	NA	NA
Bromodichloromethane	µg/L	80	< 1.0	< 1.0	< 1.0	< 1.0	< 1.0	< 1.0	< 1.0	< 1.0	NA	NA	NA	NA	NA	NA	NA	NA	NA	< 1,000	< 1,000	< 1,000	< 1,700	< 1,000 J	< 1,000	< 500	< 2,000	NA	NA	NA	NA	NA	NA	NA	NA	NA
Bromoform	µg/L	80	< 1.0	< 1.0	< 1.0	< 1.0	< 1.0	< 1.0	< 1.0	< 1.0 J	NA	NA	NA	NA	NA	NA	NA	NA	NA	< 1,000	< 1,000	< 1,000	< 1,700	< 1,000 J	< 1,000	< 500	< 2,000 J	NA	NA	NA	NA	NA	NA	NA	NA	NA
Bromomethane	µg/L	29	< 1.0	< 1.0	< 1.0	< 1.0	< 1.0	< 1.0	< 1.0	< 1.0	NA	NA	NA	NA	NA	NA	NA	NA	NA	< 1,000	< 1,000	< 1,000	< 1,700	< 1,000 J	< 1,000	< 500	< 2,000 J	NA	NA	NA	NA	NA	NA	NA	NA	NA
Carbon Disulfide	µg/L	2,300	< 5.0	< 5.0	< 5.0	< 5.0	< 5.0	< 5.0	< 5.0	< 5.0 J	NA	NA	NA	NA	NA	NA	NA	NA	NA	< 5,000	< 5,000	< 5,000	< 8,300	< 5,000 J	< 5,000	< 2,500	< 10,000 J	NA	NA	NA	NA	NA	NA	NA	NA	NA
Carbon Tetrachloride	µg/L	5.0	< 1.0	< 1.0	< 1.0	< 1.0	< 1.0	< 1.0	< 1.0	< 1.0	NA	NA	NA	NA	NA	NA	NA	NA	NA	< 1,000	< 1,000	< 1,000	< 1,700	< 1,000 J	< 1,000	< 500	< 2,000	NA	NA	NA	NA	NA	NA	NA	NA	NA
Trichlorofluoromethane (CFC-11)	µg/L	7,300	< 1.0	< 1.0	< 1.0	< 1.0	< 1.0	< 1.0	< 1.0	< 1.0	NA	NA	NA	NA	NA	NA	NA	NA	NA	< 1,000	< 1,000	< 1,000	< 1,700	< 1,000 J	< 1,000	< 500	< 2,000	NA	NA	NA	NA	NA	NA	NA	NA	NA
Dichlorodifluoromethane (CFC-12)	µg/L	4,800	< 1.0	< 1.0	< 1.0	< 1.0	< 1.0	< 1.0	< 1.0	< 1.0	NA	NA	NA	NA	NA	NA	NA	NA	NA	< 1,000	< 1,000	< 1,000	< 1,700	< 1,000 J	< 1,000	< 500	< 2,000	NA	NA	NA	NA	NA	NA	NA	NA	NA
Chlorobenzene	µg/L	100	< 1.0	< 1.0	< 1.0	< 1.0	< 1.0	< 1.0	< 1.0	< 1.0	NA	NA	NA	NA	NA	NA	NA	NA	NA	< 1,000	< 1,000	< 1,000	< 1,700	< 1,000 J	< 1,000	< 500	< 2,000	NA	NA	NA	NA	NA	NA	NA	NA	NA
Chlorodibromomethane	µg/L	80	< 1.0	< 1.0	< 1.0	< 1.0	< 1.0	< 1.0	< 1.0	< 1.0 J	NA	NA	NA	NA	NA	NA	NA	NA	NA	< 1,000	< 1,000	< 1,000	< 1,700	< 1,000 J	< 1,000	< 500	< 2,000 J	NA	NA	NA	NA	NA	NA	NA	NA	NA
Chloroethane	µg/L	1,700	< 1.0	< 1.0	< 1.0	< 1.0	< 1.0	< 1.0	< 1.0	< 1.0 J	NA	NA	NA	NA	NA	NA	NA	NA	NA	< 1,000	< 1,000	< 1,000	< 1,700	< 1,000 J	< 1,000	< 500	< 2,000 J	NA	NA	NA	NA	NA	NA	NA	NA	NA
Chloroform	µg/L	80	< 1.0	< 1.0	< 1.0	< 1.0	< 1.0	< 1.0	< 1.0	< 1.0	NA	NA	NA	NA	NA	NA	NA	NA	NA	< 1,000	< 1,000	< 1,000	< 1,700	< 1,000 J	< 1,000	< 500	< 2,000	NA	NA	NA	NA	NA	NA	NA	NA	NA
Chloromethane	µg/L	1,100	< 1.0	< 1.0	< 1.0	< 1.0	< 1.0	< 1.0	< 1.0	< 1.0	NA	NA	NA	NA	NA	NA	NA	NA	NA	< 1,000	< 1,000	< 1,000	< 1,700	< 1,000 J	< 1,000	< 500	< 2,000	NA	NA	NA	NA	NA	NA	NA	NA	NA
cis-1,2-Dichloroethene	µg/L	70	< 1.0	< 1.0	< 1.0	< 1.0	< 1.0	< 1.0	< 1.0	< 1.0	0.23 J	0.25 J	< 1.0	< 1.0	< 1.0	< 1.0	< 1.0	< 1.0	< 1.0	**32,000**	**27,000**	**21,000**	**26,000**	**21,000 J**	**22,000**	**24,000**	**21,000**	**6,400**	**18,000**	**18,000**	**16,000**	**21,000**	**16,000**	**13,000**	**11,000**	**17,000**
cis-1,3-Dichloropropene	µg/L	NS	< 1.0	< 1.0	< 1.0	< 1.0	< 1.0	< 1.0	< 1.0	< 1.0	NA	NA	NA	NA	NA	NA	NA	NA	NA	< 1,000	< 1,000	< 1,000	< 1,700	< 1,000 J	< 1,000	< 500	< 2,000 J	NA	NA	NA	NA	NA	NA	NA	NA	NA
Cyclohexane	µg/L	NS	< 1.0	< 1.0	< 1.0	< 1.0	< 1.0	< 1.0	< 1.0	< 1.0	NA	NA	NA	NA	NA	NA	NA	NA	NA	< 1,000	< 1,000	< 1,000	< 1,700	< 1,000 J	< 1,000	< 500	< 2,000	NA	NA	NA	NA	NA	NA	NA	NA	NA
Dichloromethane	µg/L	5.0	< 5.0	< 5.0	< 5.0	< 5.0	< 5.0	< 5.0	< 5.0	< 5.0	NA	NA	NA	NA	NA	NA	NA	NA	NA	< 5,000	< 5,000	< 5,000	< 8,300	< 5,000 J	< 5,000	< 2,500	< 10,000	NA	NA	NA	NA	NA	NA	NA	NA	NA
Diethyl ether	µg/L	10	< 2.0	< 2.0	< 2.0	< 2.0	< 2.0	< 2.0	< 2.0	< 2.0 J	NA	NA	NA	NA	NA	NA	NA	NA	NA	< 2,000	< 2,000	< 2,000	< 3,300	< 2,000 J	< 2,000	< 1,000	< 4,000 J	NA	NA	NA	NA	NA	NA	NA	NA	NA
Ethylbenzene	µg/L	74	< 1.0	< 1.0	< 1.0	< 1.0	< 1.0	< 1.0	< 1.0	< 1.0	NA	NA	NA	NA	NA	NA	NA	NA	NA	< 1,000	< 1,000	< 1,000	< 1,700	< 1,000 J	< 1,000	< 500	< 2,000	NA	NA	NA	NA	NA	NA	NA	NA	NA
Isopropylbenzene	µg/L	2,300	< 1.0	< 1.0	< 1.0	< 1.0	< 1.0	< 1.0	< 1.0	< 1.0	NA	NA	NA	NA	NA	NA	NA	NA	NA	< 1,000	< 1,000	< 1,000	< 1,700	< 1,000 J	< 1,000	< 500	< 2,000	NA	NA	NA	NA	NA	NA	NA	NA	NA
Methyl Acetate	µg/L	NS	< 10	< 10	< 10	< 10	< 10	< 10	< 10	< 10 J	NA	NA	NA	NA	NA	NA	NA	NA	NA	< 10,000	< 10,000	< 10,000	< 17,000	< 10,000 J	< 10,000	< 5,000	< 20,000 J	NA	NA	NA	NA	NA	NA	NA	NA	NA
Methyl N-Butyl Ketone (2-Hexanone)	µg/L	2,900	< 10	< 10	< 10	< 10	< 10	< 10	< 10	< 10 J	NA	NA	NA	NA	NA	NA	NA	NA	NA	< 10,000	< 10,000	< 10,000	< 17,000	< 10,000 J	< 10,000	< 5,000	< 20,000 J	NA	NA	NA	NA	NA	NA	NA	NA	NA
Methylcyclohexane	µg/L	NS	< 1.0	< 1.0	< 1.0	< 1.0	< 1.0	< 1.0	< 1.0	< 1.0	NA	NA	NA	NA	NA	NA	NA	NA	NA	< 1,000	< 1,000	< 1,000	< 1,700	< 1,000 J	< 1,000	< 500	< 2,000	NA	NA	NA	NA	NA	NA	NA	NA	NA

See Notes on Last Page.

Table 2
On-Site Groundwater Analytical Results
Ford Livonia Transmission Plant
36200 Plymouth Road
Livonia, Michigan

Location:		EGLE Non-Residential Drinking Water Criteria	MW-03																	MW-04														
Screen Interval (ft. bgs):			14-19																	15.5-20.5														
Date:	Unit		4/27/2017	8/3/2017	11/9/2017	2/13/2018	5/10/2018	8/7/2018	10/26/2018	3/1/2019	6/11/2019	9/25/2019	11/19/2019	2/19/2020	5/27/2020	8/19/2020	11/18/2020	2/10/2021	5/11/2021	4/27/2017	8/3/2017	11/9/2017	2/13/2018	5/10/2018	8/7/2018	10/26/2018	3/1/2019	6/11/2019	9/25/2019	11/19/2019	2/19/2020	5/20/2020	8/19/2020	11/17/2020	2/10/2021	5/10/2021
Methyl-tert-butyl ether	µg/L	40	< 1.0	< 1.0	< 1.0	< 1.0	< 1.0	< 1.0	< 1.0	< 1.0 J	NA	NA	NA	NA	NA	NA	NA	NA	NA	< 1,000	< 1,000	< 1,000	< 1,700	< 1,000 J	< 1,000	< 500	< 2,000 J	NA	NA	NA	NA	NA	NA	NA	NA	NA
Naphthalene	µg/L	1,500	NA	NA	NA	NA	NA	NA	NA	NA	NA	NA	NA	NA	NA	NA	NA	NA	NA	NA	NA	NA	NA	NA	NA	NA	NA	NA	NA	NA	NA	NA	NA	NA	NA
Styrene (Monomer)	µg/L	100	< 1.0	< 1.0	< 1.0	< 1.0	< 1.0	< 1.0	< 1.0	< 1.0	NA	NA	NA	NA	NA	NA	NA	NA	NA	< 1,000	< 1,000	< 1,000	< 1,700	< 1,000 J	< 1,000	< 500	< 2,000	NA	NA	NA	NA	NA	NA	NA	NA	NA
Tetrachloroethene	µg/L	5.0	< 1.0	< 1.0	< 1.0	< 1.0	< 1.0	< 1.0	< 1.0	< 1.0	< 1.0	< 1.0	< 1.0	< 1.0	< 1.0	< 1.0	< 1.0	< 1.0	< 1.0	< 1,000	< 1,000	< 1,000	< 1,700	< 1,000 J	< 1,000	< 500	< 2,000	< 1,000	< 1,700	< 100	< 1,300	< 1,300	< 710	< 710	< 1000	< 500
Toluene	µg/L	790	< 1.0	< 1.0	< 1.0	< 1.0	< 1.0	< 1.0	< 1.0	< 1.0	NA	NA	NA	NA	NA	NA	NA	NA	NA	< 1,000	< 1,000	< 1,000	< 1,700	< 1,000 J	< 1,000	< 500	< 2,000	NA	NA	NA	NA	NA	NA	NA	NA	NA
Total Xylenes	µg/L	280	< 2.0	< 2.0	< 2.0	< 2.0	< 2.0	< 2.0	< 2.0	< 2.0	NA	NA	NA	NA	NA	NA	NA	NA	NA	< 2,000	< 2,000	< 2,000	< 3,300	< 2,000 J	< 2,000	< 1,000	< 4,000	NA	NA	NA	NA	NA	NA	NA	NA	NA
trans-1,2-Dichloroethene	µg/L	100	< 1.0	< 1.0	< 1.0	< 1.0	< 1.0	< 1.0	< 1.0	< 1.0	< 1.0	< 1.0	< 1.0	< 1.0	< 1.0	< 1.0	< 1.0	< 1.0	< 1.0	**1,200**	**1,100**	**850 J**	**1,100 J**	**860 J**	**1,000**	**1,100**	**1,000 J**	**310 J**	**770 J**	**790**	**670 J**	**950 J**	**610 J**	**410 J**	**360 J**	**590**
trans-1,3-Dichloropropene	µg/L	NS	< 1.0	< 1.0	< 1.0	< 1.0	< 1.0	< 1.0	< 1.0	< 1.0	NA	NA	NA	NA	NA	NA	NA	NA	NA	< 1,000	< 1,000	< 1,000	< 1,700	< 1,000 J	< 1,000	< 500	< 2,000	NA	NA	NA	NA	NA	NA	NA	NA	NA
Trichloroethene	µg/L	5.0	< 1.0	< 1.0	< 1.0	< 1.0	< 1.0	< 1.0	< 1.0	< 1.0	< 1.0	< 1.0	< 1.0	< 1.0	< 1.0	< 1.0	< 1.0	< 1.0	< 1.0	**21,000**	**18,000**	**19,000**	**23,000**	**23,000 J**	**31,000**	**35,000**	**41,000**	**13,000**	**35,000**	**35,000**	**28,000**	**36,000**	**24,000**	**15,000**	**7,800**	**14,000**
Vinyl chloride	µg/L	2.0	< 1.0	< 1.0	< 1.0	< 1.0	< 1.0	< 1.0	< 1.0	< 1.0	< 1.0	< 1.0	< 1.0	< 1.0	< 1.0	< 1.0	< 1.0	< 1.0	< 1.0	**570 J**	**640 J**	**470 J**	< 1,700	**610 J**	< 1,000	**610**	**1,100 J**	< 1,000	**670 J**	**870**	**1,300**	**810 J**	**1,300**	**1,600**	**1,200**	**1,300**
Gases																																				
Ethane	µg/L	NS	NA	NA	NA	NA	NA	NA	NA	NA	NA	NA	NA	NA	NA	NA	NA	NA	NA	NA	NA	NA	NA	NA	NA	NA	NA	NA	NA	NA	NA	NA	NA	NA	NA	NA
Ethene	µg/L	NS	NA	NA	NA	NA	NA	NA	NA	NA	NA	NA	NA	NA	NA	NA	NA	NA	NA	NA	NA	NA	NA	NA	NA	NA	NA	NA	NA	NA	NA	NA	NA	NA	NA	NA
Methane	µg/L	NS	NA	NA	NA	NA	NA	NA	NA	NA	NA	NA	NA	NA	NA	NA	NA	NA	NA	NA	NA	NA	NA	NA	NA	NA	NA	NA	NA	NA	NA	NA	NA	NA	NA	NA
Other																																				
Carbon	mg/L	NS	NA	NA	NA	NA	NA	NA	NA	NA	NA	NA	NA	NA	NA	NA	NA	NA	NA	NA	NA	NA	NA	NA	NA	NA	NA	NA	NA	NA	NA	NA	NA	NA	NA	NA
Nitrate-N	mg/L	10	NA	NA	NA	NA	NA	NA	NA	NA	NA	NA	NA	NA	NA	NA	NA	NA	NA	NA	NA	NA	NA	NA	NA	NA	NA	NA	NA	NA	NA	NA	NA	NA	NA	NA
Sulfate	mg/L	250	NA	NA	NA	NA	NA	NA	NA	NA	NA	NA	NA	NA	NA	NA	NA	NA	NA	NA	NA	NA	NA	NA	NA	NA	NA	NA	NA	NA	NA	NA	NA	NA	NA	NA
Total Organic Carbon	mg/L	NS	NA	NA	NA	NA	NA	NA	NA	NA	NA	NA	NA	NA	NA	NA	NA	NA	NA	NA	NA	NA	NA	NA	NA	NA	NA	NA	NA	NA	NA	NA	NA	NA	NA	NA
Metals																																				
Iron, Dissolved	µg/L	300	NA	NA	NA	NA	NA	NA	NA	NA	NA	NA	NA	NA	NA	NA	NA	NA	NA	NA	NA	NA	NA	NA	NA	NA	NA	NA	NA	NA	NA	NA	NA	NA	NA	NA
Iron	µg/L	300	NA	NA	NA	NA	NA	NA	NA	NA	NA	NA	NA	NA	NA	NA	NA	NA	NA	NA	NA	NA	NA	NA	NA	NA	NA	NA	NA	NA	NA	NA	NA	NA	NA	NA
Manganese, Dissolved	µg/L	50	NA	NA	NA	NA	NA	NA	NA	NA	NA	NA	NA	NA	NA	NA	NA	NA	NA	NA	NA	NA	NA	NA	NA	NA	NA	NA	NA	NA	NA	NA	NA	NA	NA	NA
Manganese	µg/L	50	NA	NA	NA	NA	NA	NA	NA	NA	NA	NA	NA	NA	NA	NA	NA	NA	NA	NA	NA	NA	NA	NA	NA	NA	NA	NA	NA	NA	NA	NA	NA	NA	NA	NA

See Notes on Last Page.

Table 2
On-Site Groundwater Analytical Results
Ford Livonia Transmission Plant
36200 Plymouth Road
Livonia, Michigan

Location:		EGLE Non-Residential Drinking Water Criteria	MW-05																MW-07															
Screen Interval (ft. bgs):			15.5-20.5																18-23															
Date:	Unit		8/3/2017	11/9/2017	2/13/2018	5/10/2018	8/7/2018	10/26/2018	3/1/2019	6/11/2019	9/27/2019	11/20/2019	2/19/2020	5/27/2020	8/19/2020	11/18/2020	2/10/2021	5/11/2021	7/31/2017	11/10/2017	2/12/2018	5/11/2018	8/14/2018	10/29/2018	2/27/2019	6/10/2019	9/25/2019	11/22/2019	2/7/2020	8/14/2020	11/12/2020	2/12/2021	5/5/2021
Semi-volatile Organic Compounds (SVOCs)																																		
1,4-Dioxane	µg/L	350	< 2.0 UB	< 2.0	< 2.0	< 2.0	< 2.0	< 2.0	< 2.0	< 2.0	< 2.0	< 2.0	< 2.0	< 2.0	< 2.0	< 2.0	< 2.0	< 2.0	< 2.0	< 2.0	< 2.0	< 2.0	< 2.0	< 2.0	< 2.0	< 2.0	< 2.0	< 2.0	< 2.0	< 2.0	< 2.0	< 2.0	< 2.0	< 2.0
Volatile Organic Compounds (VOCs)																																		
1,1,1-Trichloroethane	µg/L	200	< 1.0	< 1.0	< 1.0	< 1.0	< 1.0	< 1.0	< 1.0	NA	NA	NA	NA	NA	NA	NA	NA	NA	< 1.0	< 1.0	< 1.0	< 1.0	< 1.0	< 1.0	< 1.0	NA	NA	NA	NA	NA	NA	NA	NA	NA
1,1,2,2-Tetrachloroethane	µg/L	35	< 1.0	< 1.0	< 1.0	< 1.0	< 1.0	< 1.0	< 1.0	NA	NA	NA	NA	NA	NA	NA	NA	NA	< 1.0	< 1.0	< 1.0	< 1.0	< 1.0	< 1.0	< 1.0	NA	NA	NA	NA	NA	NA	NA	NA	NA
1,1,2-trichloro-1,2,2-trifluoroethane	µg/L	170,000	< 1.0	< 1.0	< 1.0	< 1.0	< 1.0	< 1.0	< 1.0 J	NA	NA	NA	NA	NA	NA	NA	NA	NA	< 1.0	< 1.0	< 1.0	< 1.0	< 1.0	< 1.0	< 1.0	NA	NA	NA	NA	NA	NA	NA	NA	NA
1,1,2-Trichloroethane	µg/L	5.0	< 1.0	< 1.0	< 1.0	< 1.0	< 1.0	< 1.0	< 1.0	NA	NA	NA	NA	NA	NA	NA	NA	NA	< 1.0	< 1.0	< 1.0	< 1.0	< 1.0	< 1.0	< 1.0	NA	NA	NA	NA	NA	NA	NA	NA	NA
1,1-Dichloroethane	µg/L	2,500	< 1.0	< 1.0	< 1.0	< 1.0	< 1.0	< 1.0	< 1.0	NA	NA	NA	NA	NA	NA	NA	NA	NA	< 1.0	< 1.0	< 1.0	< 1.0	< 1.0	< 1.0	< 1.0	NA	NA	NA	NA	NA	NA	NA	NA	NA
1,1-Dichloroethene	µg/L	7.0	< 1.0	< 1.0	< 1.0	< 1.0	< 1.0	< 1.0	< 1.0	< 1.0	< 1.0	< 1.0	< 1.0	< 1.0	< 1.0	< 1.0	< 1.0	< 1.0	< 1.0	< 1.0	< 1.0	< 1.0	< 1.0	< 1.0	< 1.0	< 1.0	< 1.0	< 1.0	< 1.0	< 1.0	< 1.0	< 1.0 J	< 1.0
1,2,3-Trimethylbenzene	µg/L	NS	< 5.0	< 5.0	< 5.0	< 5.0	< 5.0	< 5.0	< 5.0	NA	NA	NA	NA	NA	NA	NA	NA	NA	< 5.0	< 5.0	< 5.0	< 5.0	< 5.0	< 5.0	< 5.0	NA	NA	NA	NA	NA	NA	NA	NA	NA
1,2,4-Trichlorobenzene	µg/L	70	< 1.0	< 1.0	< 1.0	< 1.0	< 1.0	< 1.0	< 1.0	NA	NA	NA	NA	NA	NA	NA	NA	NA	< 1.0	< 1.0	< 1.0	< 1.0	< 1.0	< 1.0	< 1.0	NA	NA	NA	NA	NA	NA	NA	NA	NA
1,2,4-Trimethylbenzene	µg/L	63	< 1.0	< 1.0	< 1.0	< 1.0	< 1.0	< 1.0	< 1.0	NA	NA	NA	NA	NA	NA	NA	NA	NA	< 1.0	< 1.0	< 1.0	< 1.0	< 1.0	< 1.0	< 1.0	NA	NA	NA	NA	NA	NA	NA	NA	NA
1,2-Dibromo-3-chloropropane	µg/L	0.2	< 1.0	< 1.0	< 1.0	< 1.0	< 1.0	< 1.0	< 1.0	NA	NA	NA	NA	NA	NA	NA	NA	NA	< 1.0	< 1.0	< 1.0	< 1.0	< 1.0	< 1.0	< 1.0 J	NA	NA	NA	NA	NA	NA	NA	NA	NA
1,2-Dibromoethane	µg/L	0.05	< 1.0	< 1.0	< 1.0	< 1.0	< 1.0	< 1.0	< 1.0	NA	NA	NA	NA	NA	NA	NA	NA	NA	< 1.0	< 1.0	< 1.0	< 1.0	< 1.0	< 1.0	< 1.0	NA	NA	NA	NA	NA	NA	NA	NA	NA
1,2-Dichlorobenzene	µg/L	600	< 1.0	< 1.0	< 1.0	< 1.0	< 1.0	< 1.0	< 1.0	NA	NA	NA	NA	NA	NA	NA	NA	NA	< 1.0	< 1.0	< 1.0	< 1.0	< 1.0	< 1.0	< 1.0	NA	NA	NA	NA	NA	NA	NA	NA	NA
1,2-Dichloroethane	µg/L	5.0	< 1.0	< 1.0	< 1.0	< 1.0	< 1.0	< 1.0	< 1.0	NA	NA	NA	NA	NA	NA	NA	NA	NA	< 1.0	< 1.0	< 1.0	< 1.0	< 1.0	< 1.0	< 1.0	NA	NA	NA	NA	NA	NA	NA	NA	NA
1,2-Dichloropropane	µg/L	5.0	< 1.0	< 1.0	< 1.0	< 1.0	< 1.0	< 1.0	< 1.0	NA	NA	NA	NA	NA	NA	NA	NA	NA	< 1.0	< 1.0	< 1.0	< 1.0	< 1.0	< 1.0	< 1.0	NA	NA	NA	NA	NA	NA	NA	NA	NA
1,3,5-Trimethylbenzene	µg/L	72	< 1.0	< 1.0	< 1.0	< 1.0	< 1.0	< 1.0	< 1.0	NA	NA	NA	NA	NA	NA	NA	NA	NA	< 1.0	< 1.0	< 1.0	< 1.0	< 1.0	< 1.0	< 1.0	NA	NA	NA	NA	NA	NA	NA	NA	NA
1,3-Dichlorobenzene	µg/L	19	< 1.0	< 1.0	< 1.0	< 1.0	< 1.0	< 1.0	0.26 J	NA	NA	NA	NA	NA	NA	NA	NA	NA	< 1.0	< 1.0	< 1.0	< 1.0	< 1.0	0.36 J	< 1.0	NA	NA	NA	NA	NA	NA	NA	NA	NA
1,4-Dichlorobenzene	µg/L	75	< 1.0	< 1.0	< 1.0	< 1.0	< 1.0	0.73 J	< 1.0	NA	NA	NA	NA	NA	NA	NA	NA	NA	< 1.0	< 1.0	< 1.0	< 1.0	< 1.0	< 1.0	< 1.0	NA	NA	NA	NA	NA	NA	NA	NA	NA
2-Butanone (MEK)	µg/L	38,000	< 10	< 10	< 10	< 10	< 10	< 10	< 10	NA	NA	NA	NA	NA	NA	NA	NA	NA	< 10	< 10	< 10	< 10	< 10	< 10	< 10	NA	NA	NA	NA	NA	NA	NA	NA	NA
2-Methylnaphthalene	µg/L	750	NA	NA	NA	NA	NA	NA	NA	NA	NA	NA	NA	NA	NA	NA	NA	NA	NA	NA	NA	NA	NA	NA	NA	NA	NA	NA	NA	NA	< 5.0	NA	NA	NA
4-Methyl-2-Pentanone (MIBK)	µg/L	5,200	< 10	< 10	< 10	< 10	< 10	< 10	< 10	NA	NA	NA	NA	NA	NA	NA	NA	NA	< 10	< 10	< 10	< 10	< 10	< 10	< 10	NA	NA	NA	NA	NA	NA	NA	NA	NA
Acetone	µg/L	2,100	< 10	< 10	< 10	< 10 UB	< 10	< 10	< 10	NA	NA	NA	NA	NA	NA	NA	NA	NA	< 10	< 10	< 10	< 10	< 10	< 10	< 10	NA	NA	NA	NA	NA	NA	NA	NA	NA
Benzene	µg/L	5.0	< 1.0	< 1.0	< 1.0	< 1.0	< 1.0	< 1.0	< 1.0	NA	NA	NA	NA	NA	NA	NA	NA	NA	< 1.0	< 1.0	< 1.0	< 1.0	< 1.0	< 1.0	< 1.0	NA	NA	NA	NA	NA	NA	NA	NA	NA
Bromodichloromethane	µg/L	80	< 1.0	< 1.0	< 1.0	< 1.0	< 1.0	< 1.0	< 1.0	NA	NA	NA	NA	NA	NA	NA	NA	NA	< 1.0	< 1.0	< 1.0	< 1.0	< 1.0	< 1.0	< 1.0	NA	NA	NA	NA	NA	NA	NA	NA	NA
Bromoform	µg/L	80	< 1.0	< 1.0	< 1.0	< 1.0	< 1.0	< 1.0	< 1.0 J	NA	NA	NA	NA	NA	NA	NA	NA	NA	< 1.0	< 1.0	< 1.0	< 1.0	< 1.0	< 1.0	< 1.0 J	NA	NA	NA	NA	NA	NA	NA	NA	NA
Bromomethane	µg/L	29	< 1.0	< 1.0	< 1.0	< 1.0	< 1.0	< 1.0	< 1.0	NA	NA	NA	NA	NA	NA	NA	NA	NA	< 1.0	< 1.0	< 1.0	< 1.0	< 1.0	< 1.0	< 1.0 J	NA	NA	NA	NA	NA	NA	NA	NA	NA
Carbon Disulfide	µg/L	2,300	< 5.0	< 5.0	< 5.0	< 5.0	< 5.0	< 5.0	< 5.0	NA	NA	NA	NA	NA	NA	NA	NA	NA	< 5.0	< 5.0	< 5.0	< 5.0	< 5.0	< 5.0	< 5.0	NA	NA	NA	NA	NA	NA	NA	NA	NA
Carbon Tetrachloride	µg/L	5.0	< 1.0	< 1.0	< 1.0	< 1.0	< 1.0	< 1.0	< 1.0	NA	NA	NA	NA	NA	NA	NA	NA	NA	< 1.0	< 1.0	< 1.0	< 1.0	< 1.0	< 1.0	< 1.0	NA	NA	NA	NA	NA	NA	NA	NA	NA
Trichlorofluoromethane (CFC-11)	µg/L	7,300	< 1.0	< 1.0	< 1.0	< 1.0	< 1.0	< 1.0	< 1.0	NA	NA	NA	NA	NA	NA	NA	NA	NA	< 1.0	< 1.0	< 1.0	< 1.0	< 1.0	< 1.0	< 1.0	NA	NA	NA	NA	NA	NA	NA	NA	NA
Dichlorodifluoromethane (CFC-12)	µg/L	4,800	< 1.0	< 1.0	< 1.0	< 1.0	< 1.0	< 1.0	< 1.0	NA	NA	NA	NA	NA	NA	NA	NA	NA	< 1.0	< 1.0	< 1.0	< 1.0	< 1.0	< 1.0	< 1.0	NA	NA	NA	NA	NA	NA	NA	NA	NA
Chlorobenzene	µg/L	100	< 1.0	< 1.0	< 1.0	< 1.0	< 1.0	< 1.0	< 1.0	NA	NA	NA	NA	NA	NA	NA	NA	NA	< 1.0	< 1.0	< 1.0	< 1.0	< 1.0	< 1.0	< 1.0	NA	NA	NA	NA	NA	NA	NA	NA	NA
Chlorodibromomethane	µg/L	80	< 1.0	< 1.0	< 1.0	< 1.0	< 1.0	< 1.0	< 1.0	NA	NA	NA	NA	NA	NA	NA	NA	NA	< 1.0	< 1.0	< 1.0	< 1.0	< 1.0	< 1.0	< 1.0 J	NA	NA	NA	NA	NA	NA	NA	NA	NA
Chloroethane	µg/L	1,700	< 1.0	< 1.0	< 1.0	< 1.0	< 1.0	< 1.0	< 1.0	NA	NA	NA	NA	NA	NA	NA	NA	NA	< 1.0	< 1.0	< 1.0	< 1.0	< 1.0	< 1.0	< 1.0 J	NA	NA	NA	NA	NA	NA	NA	NA	NA
Chloroform	µg/L	80	< 1.0	< 1.0	< 1.0	< 1.0	< 1.0	< 1.0	< 1.0	NA	NA	NA	NA	NA	NA	NA	NA	NA	< 1.0	< 1.0	< 1.0	< 1.0	< 1.0	< 1.0	< 1.0	NA	NA	NA	NA	NA	NA	NA	NA	NA
Chloromethane	µg/L	1,100	< 1.0	< 1.0	< 1.0	< 1.0	< 1.0	< 1.0	< 1.0	NA	NA	NA	NA	NA	NA	NA	NA	NA	< 1.0	< 1.0	< 1.0	< 1.0	< 1.0	< 1.0	< 1.0	NA	NA	NA	NA	NA	NA	NA	NA	NA
cis-1,2-Dichloroethene	µg/L	70	< 1.0	< 1.0	< 1.0	0.58 J	< 1.0	0.39 J	< 1.0	< 1.0	< 1.0	< 1.0	< 1.0	< 1.0 UB	< 1.0	< 1.0	0.53 J	< 1.0	< 1.0	< 1.0	< 1.0	< 1.0	< 1.0	< 1.0	< 1.0	< 1.0	< 1.0	< 1.0	< 1.0	< 1.0	< 1.0	< 1.0 UB	< 1.0 J	< 1.0
cis-1,3-Dichloropropene	µg/L	NS	< 1.0	< 1.0	< 1.0	< 1.0	< 1.0	< 1.0	< 1.0	NA	NA	NA	NA	NA	NA	NA	NA	NA	< 1.0	< 1.0	< 1.0	< 1.0	< 1.0	< 1.0	< 1.0	NA	NA	NA	NA	NA	NA	NA	NA	NA
Cyclohexane	µg/L	NS	< 1.0	< 1.0	< 1.0	< 1.0	< 1.0	< 1.0	< 1.0	NA	NA	NA	NA	NA	NA	NA	NA	NA	< 1.0	< 1.0	< 1.0	< 1.0	< 1.0	< 1.0	< 1.0	NA	NA	NA	NA	NA	NA	NA	NA	NA
Dichloromethane	µg/L	5.0	< 5.0	< 5.0	< 5.0	< 5.0	< 5.0	< 5.0	< 5.0	NA	NA	NA	NA	NA	NA	NA	NA	NA	< 5.0	< 5.0	< 5.0	< 5.0	< 5.0	< 5.0	< 5.0	NA	NA	NA	NA	NA	NA	NA	NA	NA
Diethyl ether	µg/L	10	< 2.0	< 2.0	< 2.0	< 2.0	< 2.0	< 2.0	< 2.0	NA	NA	NA	NA	NA	NA	NA	NA	NA	< 2.0	< 2.0	< 2.0	< 2.0	< 2.0	< 2.0	< 2.0	NA	NA	NA	NA	NA	NA	NA	NA	NA
Ethylbenzene	µg/L	74	< 1.0	< 1.0	< 1.0	< 1.0	< 1.0	< 1.0	< 1.0	NA	NA	NA	NA	NA	NA	NA	NA	NA	< 1.0	< 1.0	< 1.0	< 1.0	< 1.0	< 1.0	< 1.0	NA	NA	NA	NA	NA	NA	NA	NA	NA
Isopropylbenzene	µg/L	2,300	< 1.0	< 1.0	< 1.0	< 1.0	< 1.0	< 1.0	< 1.0	NA	NA	NA	NA	NA	NA	NA	NA	NA	< 1.0	< 1.0	< 1.0	< 1.0	< 1.0	< 1.0	< 1.0	NA	NA	NA	NA	NA	NA	NA	NA	NA
Methyl Acetate	µg/L	NS	< 10	< 10	< 10	< 10	< 10	< 10	< 10	NA	NA	NA	NA	NA	NA	NA	NA	NA	< 10	< 10	< 10	< 10	< 10	< 10	< 10	NA	NA	NA	NA	NA	NA	NA	NA	NA
Methyl N-Butyl Ketone (2-Hexanone)	µg/L	2,900	< 10	< 10	< 10	< 10	< 10	< 10	< 10	NA	NA	NA	NA	NA	NA	NA	NA	NA	< 10	< 10	< 10	< 10	< 10	< 10	< 10	NA	NA	NA	NA	NA	NA	NA	NA	NA
Methylcyclohexane	µg/L	NS	< 1.0	< 1.0	< 1.0	< 1.0	< 1.0	< 1.0	< 1.0	NA	NA	NA	NA	NA	NA	NA	NA	NA	< 1.0	< 1.0	< 1.0	< 1.0	< 1.0	< 1.0	< 1.0	NA	NA	NA	NA	NA	NA	NA	NA	NA
See Notes on Last Page.																		NA																NA

Table 2
On-Site Groundwater Analytical Results
Ford Livonia Transmission Plant
36200 Plymouth Road
Livonia, Michigan

Location:			MW-05																MW-07															
Screen Interval (ft. bgs):			15.5-20.5																18-23															
Date:	Unit	EGLE Non-Residential Drinking Water Criteria	8/3/2017	11/9/2017	2/13/2018	5/10/2018	8/7/2018	10/26/2018	3/1/2019	6/11/2019	9/27/2019	11/20/2019	2/19/2020	5/27/2020	8/19/2020	11/18/2020	2/10/2021	5/11/2021	7/31/2017	11/10/2017	2/12/2018	5/11/2018	8/14/2018	10/29/2018	2/27/2019	6/10/2019	9/25/2019	11/22/2019	2/7/2020	8/14/2020	11/12/2020	2/12/2021	5/5/2021
Methyl-tert-butyl ether	µg/L	40	< 1.0	< 1.0	< 1.0	< 1.0	< 1.0	< 1.0	< 1.0	NA	NA	NA	NA	NA	NA	NA	NA	NA	< 1.0	< 1.0	< 1.0	< 1.0	< 1.0	< 1.0	< 1.0	NA	NA	NA	NA	NA	NA	NA	NA
Naphthalene	µg/L	1,500	NA	NA	NA	NA	NA	NA	NA	NA	NA	NA	NA	NA	NA	NA	NA	NA	NA	NA	NA	NA	NA	NA	NA	NA	NA	NA	NA	NA	NA	NA	NA	NA
Styrene (Monomer)	µg/L	100	< 1.0	< 1.0	< 1.0	< 1.0	< 1.0	< 1.0	< 1.0	NA	NA	NA	NA	NA	NA	NA	NA	NA	< 1.0	< 1.0	< 1.0	< 1.0	< 1.0	< 1.0	< 1.0	NA	NA	NA	NA	NA	NA	NA	NA
Tetrachloroethene	µg/L	5.0	< 1.0	< 1.0	< 1.0	< 1.0	< 1.0	< 1.0	< 1.0 J	< 1.0	< 1.0	< 1.0	< 1.0	< 1.0	< 1.0	< 1.0	< 1.0	< 1.0	< 1.0	< 1.0	< 1.0	< 1.0	< 1.0	< 1.0	< 1.0	< 1.0	< 1.0	< 1.0	< 1.0	< 1.0	< 1.0	< 1.0 J	< 1.0
Toluene	µg/L	790	< 1.0	< 1.0	< 1.0	< 1.0	< 1.0	< 1.0	< 1.0	NA	NA	NA	NA	NA	NA	NA	NA	NA	< 1.0	< 1.0	< 1.0	< 1.0	< 1.0	< 1.0	< 1.0	NA	NA	NA	NA	NA	NA	NA	NA
Total Xylenes	µg/L	280	< 2.0	< 2.0	< 2.0	< 2.0	< 2.0	< 2.0	< 2.0	NA	NA	NA	NA	NA	NA	NA	NA	NA	< 2.0	< 2.0	< 2.0	< 2.0	< 2.0	< 2.0	< 2.0	NA	NA	NA	NA	NA	NA	NA	NA
trans-1,2-Dichloroethene	µg/L	100	< 1.0	< 1.0	< 1.0	< 1.0	< 1.0	< 1.0	< 1.0	< 1.0	< 1.0	< 1.0	< 1.0	< 1.0	< 1.0	< 1.0	< 1.0	< 1.0	< 1.0	< 1.0	< 1.0	< 1.0	< 1.0	< 1.0	< 1.0	< 1.0	< 1.0	< 1.0	< 1.0	< 1.0	< 1.0	< 1.0 J	< 1.0
trans-1,3-Dichloropropene	µg/L	NS	< 1.0	< 1.0	< 1.0	< 1.0	< 1.0	< 1.0	< 1.0	NA	NA	NA	NA	NA	NA	NA	NA	NA	< 1.0	< 1.0	< 1.0	< 1.0	< 1.0	< 1.0	< 1.0	NA	NA	NA	NA	NA	NA	NA	NA
Trichloroethene	µg/L	5.0	< 1.0	< 1.0	< 1.0	< 1.0	< 1.0	0.18 J	< 1.0 J	< 1.0	< 1.0	< 1.0	< 1.0	< 1.0	< 1.0	< 1.0	0.40 J	< 1.0	< 1.0	< 1.0	< 1.0	< 1.0	< 1.0	< 1.0	< 1.0	< 1.0	< 1.0	< 1.0	< 1.0	< 1.0	< 1.0	< 1.0 J	< 1.0
Vinyl chloride	µg/L	2.0	< 1.0	< 1.0	< 1.0	< 1.0	< 1.0	< 1.0	< 1.0	< 1.0	< 1.0	< 1.0	< 1.0	< 1.0	< 1.0	< 1.0	< 1.0	< 1.0	< 1.0	< 1.0	< 1.0	< 1.0	< 1.0	< 1.0	< 1.0	< 1.0	< 1.0	< 1.0	< 1.0	< 1.0	< 1.0	< 1.0 J	< 1.0
Gases																																		
Ethane	µg/L	NS	NA	NA	NA	NA	NA	NA	NA	NA	NA	NA	NA	NA	NA	NA	NA	NA	NA	NA	NA	NA	NA	NA	NA	NA	NA	NA	NA	NA	NA	NA	NA	NA
Ethene	µg/L	NS	NA	NA	NA	NA	NA	NA	NA	NA	NA	NA	NA	NA	NA	NA	NA	NA	NA	NA	NA	NA	NA	NA	NA	NA	NA	NA	NA	NA	NA	NA	NA	NA
Methane	µg/L	NS	NA	NA	NA	NA	NA	NA	NA	NA	NA	NA	NA	NA	NA	NA	NA	NA	NA	NA	NA	NA	NA	NA	NA	NA	NA	NA	NA	NA	NA	NA	NA	NA
Other																																		
Carbon	mg/L	NS	NA	NA	NA	NA	NA	NA	NA	NA	NA	NA	NA	NA	NA	NA	NA	NA	NA	NA	NA	NA	NA	NA	NA	NA	NA	NA	NA	NA	NA	NA	NA	NA
Nitrate-N	mg/L	10	NA	NA	NA	NA	NA	NA	NA	NA	NA	NA	NA	NA	NA	NA	NA	NA	NA	NA	NA	NA	NA	NA	NA	NA	NA	NA	NA	NA	NA	NA	NA	NA
Sulfate	mg/L	250	NA	NA	NA	NA	NA	NA	NA	NA	NA	NA	NA	NA	NA	NA	NA	NA	NA	NA	NA	NA	NA	NA	NA	NA	NA	NA	NA	NA	NA	NA	NA	NA
Total Organic Carbon	mg/L	NS	NA	NA	NA	NA	NA	NA	NA	NA	NA	NA	NA	NA	NA	NA	NA	NA	NA	NA	NA	NA	NA	NA	NA	NA	NA	NA	NA	NA	NA	NA	NA	NA
Metals																																		
Iron, Dissolved	µg/L	300	NA	NA	NA	NA	NA	NA	NA	NA	NA	NA	NA	NA	NA	NA	NA	NA	NA	NA	NA	NA	NA	NA	NA	NA	NA	NA	NA	NA	NA	NA	NA	NA
Iron	µg/L	300	NA	NA	NA	NA	NA	NA	NA	NA	NA	NA	NA	NA	NA	NA	NA	NA	NA	NA	NA	NA	NA	NA	NA	NA	NA	NA	NA	NA	NA	NA	NA	NA
Manganese, Dissolved	µg/L	50	NA	NA	NA	NA	NA	NA	NA	NA	NA	NA	NA	NA	NA	NA	NA	NA	NA	NA	NA	NA	NA	NA	NA	NA	NA	NA	NA	NA	NA	NA	NA	NA
Manganese	µg/L	50	NA	NA	NA	NA	NA	NA	NA	NA	NA	NA	NA	NA	NA	NA	NA	NA	NA	NA	NA	NA	NA	NA	NA	NA	NA	NA	NA	NA	NA	NA	NA	NA

See Notes on Last Page.

Table 2
On-Site Groundwater Analytical Results
Ford Livonia Transmission Plant
36200 Plymouth Road
Livonia, Michigan

Location:		EGLE Non-Residential Drinking Water Criteria	MW-09															MW-10																
Screen Interval (ft. bgs):			19.5-24.5															16.5-21.5																
Date:	Unit		7/28/2017	11/10/2017	2/12/2018	5/11/2018	8/14/2018	10/29/2018	3/1/2019	6/10/2019	9/23/2019	11/21/2019	2/10/2020	8/14/2020	11/10/2020	2/11/2021	5/5/2021	4/27/2017	8/4/2017	11/9/2017	2/13/2018	5/10/2018	8/9/2018	11/7/2018	3/1/2019	6/11/2019	9/27/2019	11/19/2019	2/19/2020	5/20/2020	8/20/2020	11/17/2020	2/10/2021	5/10/2021
Semi-volatile Organic Compounds (SVOCs)																																		
1,4-Dioxane	µg/L	350	8.6	11	12	3.6	4.3	3.9	3.8	5.2	4.2	3.1	< 2.0	4.6	6.0	9.1	8.8	5.9	4.5	5.6	4.4	4.4	4.8	5.5	4.5	6.1	5.0	5.6	5.3	4.4	3.8	4.9	5.1	5.1
Volatile Organic Compounds (VOCs)																																		
1,1,1-Trichloroethane	µg/L	200	< 1.0	< 1.0	< 1.0	< 1.0	< 1.0	< 1.0	< 1.0	NA	NA	NA	NA	NA	NA	NA	NA	< 50	< 67	< 100	< 200	< 100	< 140	< 250	< 100	NA	NA	NA	NA	NA	NA	NA	NA	NA
1,1,2,2-Tetrachloroethane	µg/L	35	< 1.0	< 1.0	< 1.0	< 1.0	< 1.0	< 1.0	< 1.0 J	NA	NA	NA	NA	NA	NA	NA	NA	< 50	< 67	< 100	< 200	< 100	< 140	< 250	< 100 J	NA	NA	NA	NA	NA	NA	NA	NA	NA
1,1,2-trichloro-1,2,2-trifluoroethane	µg/L	170,000	< 1.0	< 1.0	< 1.0	< 1.0	< 1.0	< 1.0	< 1.0	NA	NA	NA	NA	NA	NA	NA	NA	< 50	< 67	< 100	< 200	< 100	< 140	< 250	< 100	NA	NA	NA	NA	NA	NA	NA	NA	NA
1,1,2-Trichloroethane	µg/L	5.0	< 1.0	< 1.0	< 1.0	< 1.0	< 1.0	< 1.0	< 1.0	NA	NA	NA	NA	NA	NA	NA	NA	< 50	< 67	< 100	< 200	< 100	< 140	< 250	< 100	NA	NA	NA	NA	NA	NA	NA	NA	NA
1,1-Dichloroethane	µg/L	2,500	< 1.0	< 1.0	< 1.0	< 1.0	< 1.0	< 1.0	< 1.0	NA	NA	NA	NA	NA	NA	NA	NA	< 50	< 67	< 100	< 200	< 100	< 140	< 250	< 100	NA	NA	NA	NA	NA	NA	NA	NA	NA
1,1-Dichloroethene	µg/L	7.0	< 1.0	< 1.0	< 1.0	< 1.0	< 1.0	< 1.0	< 1.0	< 1.0	< 1.0	< 1.0	< 1.0	< 1.0	< 1.0	< 1.0	< 1.0	< 50	< 67	< 100	< 200	< 100	< 140	< 250	< 100	< 100	< 200	< 10	< 200	< 200	< 330	< 330	< 330	< 170
1,2,3-Trimethylbenzene	µg/L	NS	< 5.0	< 5.0	< 5.0	< 5.0	< 5.0	< 5.0	< 5.0	NA	NA	NA	NA	NA	NA	NA	NA	< 250	< 330	< 500	< 1,000	< 500	< 710	< 1,300	< 500	NA	NA	NA	NA	NA	NA	NA	NA	NA
1,2,4-Trichlorobenzene	µg/L	70	< 1.0	< 1.0	< 1.0	< 1.0	< 1.0	< 1.0	< 1.0	NA	NA	NA	NA	NA	NA	NA	NA	< 50	< 67	< 100	< 200	< 100	< 140	< 250	< 100	NA	NA	NA	NA	NA	NA	NA	NA	NA
1,2,4-Trimethylbenzene	µg/L	63	< 1.0	< 1.0	< 1.0	< 1.0	< 1.0	< 1.0	< 1.0	NA	NA	NA	NA	NA	NA	NA	NA	< 50	< 67	< 100	< 200	< 100	< 140	< 250	< 100	NA	NA	NA	NA	NA	NA	NA	NA	NA
1,2-Dibromo-3-chloropropane	µg/L	0.2	< 1.0	< 1.0 J	< 1.0	< 1.0	< 1.0	< 1.0	< 1.0 J	NA	NA	NA	NA	NA	NA	NA	NA	< 50	< 67	< 100	< 200	< 100	< 140	< 250	< 100 J	NA	NA	NA	NA	NA	NA	NA	NA	NA
1,2-Dibromoethane	µg/L	0.05	< 1.0	< 1.0	< 1.0	< 1.0	< 1.0	< 1.0	< 1.0 J	NA	NA	NA	NA	NA	NA	NA	NA	< 50	< 67	< 100	< 200	< 100	< 140	< 250	< 100 J	NA	NA	NA	NA	NA	NA	NA	NA	NA
1,2-Dichlorobenzene	µg/L	600	< 1.0	< 1.0	< 1.0	< 1.0	< 1.0	< 1.0	< 1.0	NA	NA	NA	NA	NA	NA	NA	NA	< 50	< 67	< 100	< 200	< 100	< 140	< 250	< 100	NA	NA	NA	NA	NA	NA	NA	NA	NA
1,2-Dichloroethane	µg/L	5.0	< 1.0	< 1.0	< 1.0	< 1.0	< 1.0	< 1.0	< 1.0	NA	NA	NA	NA	NA	NA	NA	NA	< 50	< 67	< 100	< 200	< 100	< 140	< 250	< 100	NA	NA	NA	NA	NA	NA	NA	NA	NA
1,2-Dichloropropane	µg/L	5.0	< 1.0	< 1.0	< 1.0	< 1.0	< 1.0	< 1.0	< 1.0	NA	NA	NA	NA	NA	NA	NA	NA	< 50	< 67	< 100	< 200	< 100	< 140	< 250	< 100	NA	NA	NA	NA	NA	NA	NA	NA	NA
1,3,5-Trimethylbenzene	µg/L	72	< 1.0	< 1.0	< 1.0	< 1.0	< 1.0	< 1.0	< 1.0	NA	NA	NA	NA	NA	NA	NA	NA	< 50	< 67	< 100	< 200	< 100	< 140	< 250	< 100	NA	NA	NA	NA	NA	NA	NA	NA	NA
1,3-Dichlorobenzene	µg/L	19	< 1.0	< 1.0	< 1.0	< 1.0	< 1.0	0.28 J	< 1.0	NA	NA	NA	NA	NA	NA	NA	NA	< 50	< 67	< 100	< 200	< 100	< 140	< 250	< 100	NA	NA	NA	NA	NA	NA	NA	NA	NA
1,4-Dichlorobenzene	µg/L	75	< 1.0	< 1.0	< 1.0	< 1.0	< 1.0	< 1.0	< 1.0	NA	NA	NA	NA	NA	NA	NA	NA	< 50	< 67	< 100	< 200	< 100	< 140	< 250	< 100	NA	NA	NA	NA	NA	NA	NA	NA	NA
2-Butanone (MEK)	µg/L	38,000	< 10	< 10	< 10	< 10	< 10	< 10	< 10 J	NA	NA	NA	NA	NA	NA	NA	NA	< 500	< 670	< 1,000	< 2,000	< 1,000	< 1,400	< 2,500	< 1,000 J	NA	NA	NA	NA	NA	NA	NA	NA	NA
2-Methylnaphthalene	µg/L	750	NA	NA	NA	NA	NA	NA	NA	NA	NA	NA	NA	NA	NA	NA	NA	NA	NA	NA	NA	NA	NA	NA	NA	NA	NA	NA	NA	NA	NA	NA	NA	NA
4-Methyl-2-Pentanone (MIBK)	µg/L	5,200	< 10	< 10	< 10	< 10	< 10	< 10	< 10 J	NA	NA	NA	NA	NA	NA	NA	NA	< 500	< 670	< 1,000	< 2,000	< 1,000	< 1,400	< 2,500	< 1,000 J	NA	NA	NA	NA	NA	NA	NA	NA	NA
Acetone	µg/L	2,100	< 10	< 10	< 10	< 10	< 10	< 10	< 10 J	NA	NA	NA	NA	NA	NA	NA	NA	< 500	< 670	< 1,000	< 2,000	< 1,000	< 1,400	< 2,500	< 1,000 J	NA	NA	NA	NA	NA	NA	NA	NA	NA
Benzene	µg/L	5.0	< 1.0	< 1.0	< 1.0	< 1.0	< 1.0	< 1.0	< 1.0	NA	NA	NA	NA	NA	NA	NA	NA	< 50	< 67	< 100	< 200	< 100	< 140	< 250	< 100	NA	NA	NA	NA	NA	NA	NA	NA	NA
Bromodichloromethane	µg/L	80	< 1.0	< 1.0	< 1.0	< 1.0	< 1.0	< 1.0	< 1.0	NA	NA	NA	NA	NA	NA	NA	NA	< 50	< 67	< 100	< 200	< 100	< 140	< 250	< 100	NA	NA	NA	NA	NA	NA	NA	NA	NA
Bromoform	µg/L	80	< 1.0	< 1.0	< 1.0	< 1.0	< 1.0	< 1.0	< 1.0 J	NA	NA	NA	NA	NA	NA	NA	NA	< 50	< 67	< 100	< 200	< 100	< 140	< 250	< 100 J	NA	NA	NA	NA	NA	NA	NA	NA	NA
Bromomethane	µg/L	29	< 1.0	< 1.0	< 1.0	< 1.0	< 1.0	< 1.0	< 1.0	NA	NA	NA	NA	NA	NA	NA	NA	< 50	< 67	< 100	< 200	< 100	< 140	< 250	< 100 J	NA	NA	NA	NA	NA	NA	NA	NA	NA
Carbon Disulfide	µg/L	2,300	< 5.0	< 5.0	< 5.0	< 5.0	< 5.0	< 5.0	< 5.0 J	NA	NA	NA	NA	NA	NA	NA	NA	< 250	< 330	< 500	< 1,000	< 500	< 710	< 1,300	< 500 J	NA	NA	NA	NA	NA	NA	NA	NA	NA
Carbon Tetrachloride	µg/L	5.0	< 1.0	< 1.0	< 1.0	< 1.0	< 1.0	< 1.0	< 1.0	NA	NA	NA	NA	NA	NA	NA	NA	< 50	< 67	< 100	< 200	< 100	< 140	< 250	< 100	NA	NA	NA	NA	NA	NA	NA	NA	NA
Trichlorofluoromethane (CFC-11)	µg/L	7,300	< 1.0	< 1.0	< 1.0	< 1.0	< 1.0	< 1.0	< 1.0	NA	NA	NA	NA	NA	NA	NA	NA	< 50	< 67	< 100	< 200	< 100	< 140	< 250	< 100	NA	NA	NA	NA	NA	NA	NA	NA	NA
Dichlorodifluoromethane (CFC-12)	µg/L	4,800	< 1.0	< 1.0	< 1.0	< 1.0	< 1.0	< 1.0	< 1.0	NA	NA	NA	NA	NA	NA	NA	NA	< 50	< 67	< 100	< 200	< 100	< 140	< 250	< 100	NA	NA	NA	NA	NA	NA	NA	NA	NA
Chlorobenzene	µg/L	100	< 1.0	< 1.0	< 1.0	< 1.0	< 1.0	< 1.0	< 1.0	NA	NA	NA	NA	NA	NA	NA	NA	< 50	< 67	< 100	< 200	< 100	< 140	< 250	< 100	NA	NA	NA	NA	NA	NA	NA	NA	NA
Chlorodibromomethane	µg/L	80	< 1.0	< 1.0	< 1.0	< 1.0	< 1.0	< 1.0	< 1.0 J	NA	NA	NA	NA	NA	NA	NA	NA	< 50	< 67	< 100	< 200	< 100	< 140	< 250	< 100 J	NA	NA	NA	NA	NA	NA	NA	NA	NA
Chloroethane	µg/L	1,700	< 1.0	< 1.0	< 1.0	< 1.0	< 1.0	< 1.0	< 1.0 J	NA	NA	NA	NA	NA	NA	NA	NA	< 50	< 67	< 100	< 200	< 100	< 140	< 250	< 100 J	NA	NA	NA	NA	NA	NA	NA	NA	NA
Chloroform	µg/L	80	< 1.0	< 1.0	< 1.0	< 1.0	< 1.0	< 1.0	< 1.0	NA	NA	NA	NA	NA	NA	NA	NA	< 50	< 67	< 100	< 200	< 100	< 140	< 250	< 100	NA	NA	NA	NA	NA	NA	NA	NA	NA
Chloromethane	µg/L	1,100	< 1.0	< 1.0	< 1.0	< 1.0	< 1.0	< 1.0	< 1.0	NA	NA	NA	NA	NA	NA	NA	NA	< 50	< 67	< 100	< 200	< 100	< 140	< 250	< 100	NA	NA	NA	NA	NA	NA	NA	NA	NA
cis-1,2-Dichloroethene	µg/L	70	< 1.0	< 1.0	< 1.0	< 1.0	< 1.0 UB	< 1.0	< 1.0	< 1.0	< 1.0	< 1.0	< 1.0	< 1.0	< 1.0	< 1.0	< 1.0	< 50	< 67	< 100	< 200	< 100	< 140	< 250	< 100	< 100	< 200	6.4 J	< 200	< 200	< 330	< 330 UB	< 330	45 J
cis-1,3-Dichloropropene	µg/L	NS	< 1.0	< 1.0	< 1.0	< 1.0	< 1.0	< 1.0	< 1.0	NA	NA	NA	NA	NA	NA	NA	NA	< 50	< 67	< 100	< 200	< 100	< 140	< 250	< 100 J	NA	NA	NA	NA	NA	NA	NA	NA	NA
Cyclohexane	µg/L	NS	< 1.0	< 1.0	< 1.0	< 1.0	< 1.0	< 1.0	< 1.0	NA	NA	NA	NA	NA	NA	NA	NA	< 50	< 67	< 100	< 200	< 100	< 140	< 250	< 100	NA	NA	NA	NA	NA	NA	NA	NA	NA
Dichloromethane	µg/L	5.0	< 5.0	< 5.0	< 5.0	< 5.0	< 5.0	< 5.0	< 5.0	NA	NA	NA	NA	NA	NA	NA	NA	< 250	< 330	< 500	< 1,000	< 500	< 710	< 1,300	< 500	NA	NA	NA	NA	NA	NA	NA	NA	NA
Diethyl ether	µg/L	10	< 2.0	< 2.0	< 2.0	< 2.0	< 2.0	< 2.0	< 2.0 J	NA	NA	NA	NA	NA	NA	NA	NA	< 100	< 130	< 200	< 400	< 200	< 290	< 500	< 200 J	NA	NA	NA	NA	NA	NA	NA	NA	NA
Ethylbenzene	µg/L	74	< 1.0	< 1.0	< 1.0	< 1.0	< 1.0	< 1.0	< 1.0	NA	NA	NA	NA	NA	NA	NA	NA	< 50	< 67	< 100	< 200	< 100	< 140	< 250	< 100	NA	NA	NA	NA	NA	NA	NA	NA	NA
Isopropylbenzene	µg/L	2,300	< 1.0	< 1.0	< 1.0	< 1.0	< 1.0	< 1.0	< 1.0	NA	NA	NA	NA	NA	NA	NA	NA	< 50	< 67	< 100	< 200	< 100	< 140	< 250	< 100	NA	NA	NA	NA	NA	NA	NA	NA	NA
Methyl Acetate	µg/L	NS	< 10	< 10	< 10	< 10	< 10	< 10	< 10 J	NA	NA	NA	NA	NA	NA	NA	NA	< 500	< 670	< 1,000	< 2,000	< 1,000	< 1,400	< 2,500	< 1,000 J	NA	NA	NA	NA	NA	NA	NA	NA	NA
Methyl N-Butyl Ketone (2-Hexanone)	µg/L	2,900	< 10	< 10	< 10	< 10	< 10	< 10	< 10 J	NA	NA	NA	NA	NA	NA	NA	NA	< 500	< 670	< 1,000	< 2,000	< 1,000	< 1,400	< 2,500	< 1,000 J	NA	NA	NA	NA	NA	NA	NA	NA	NA
Methylcyclohexane	µg/L	NS	< 1.0	< 1.0	< 1.0	< 1.0	< 1.0	< 1.0	< 1.0	NA	NA	NA	NA	NA	NA	NA	NA	< 50	< 67	< 100	< 200	< 100	< 140	< 250	< 100	NA	NA	NA	NA	NA	NA	NA	NA	NA

See Notes on Last Page.

Table 2
On-Site Groundwater Analytical Results
Ford Livonia Transmission Plant
36200 Plymouth Road
Livonia, Michigan

Location:		EGLE Non-Residential Drinking Water Criteria	MW-09															MW-10																
Screen Interval (ft. bgs):			19.5-24.5															16.5-21.5																
Date:	Unit		7/28/2017	11/10/2017	2/12/2018	5/11/2018	8/14/2018	10/29/2018	3/1/2019	6/10/2019	9/23/2019	11/21/2019	2/10/2020	8/14/2020	11/10/2020	2/11/2021	5/5/2021	4/27/2017	8/4/2017	11/9/2017	2/13/2018	5/10/2018	8/9/2018	11/7/2018	3/1/2019	6/11/2019	9/27/2019	11/19/2019	2/19/2020	5/20/2020	8/20/2020	11/17/2020	2/10/2021	5/10/2021
Methyl-tert-butyl ether	µg/L	40	< 1.0	< 1.0	< 1.0	< 1.0	< 1.0	< 1.0	< 1.0 J	NA	NA	NA	NA	NA	NA	NA	NA	< 50	< 67	< 100	< 200	< 100	< 140	< 250	< 100 J	NA	NA	NA	NA	NA	NA	NA	NA	NA
Naphthalene	µg/L	1,500	NA	NA	NA	NA	NA	NA	NA	NA	NA	NA	NA	NA	NA	NA	NA	NA	NA	NA	NA	NA	NA	NA	NA	NA	NA	NA	NA	NA	NA	NA	NA	NA
Styrene (Monomer)	µg/L	100	< 1.0	< 1.0	< 1.0	< 1.0	< 1.0	< 1.0	< 1.0	NA	NA	NA	NA	NA	NA	NA	NA	< 50	< 67	< 100	< 200	< 100	< 140	< 250	< 100	NA	NA	NA	NA	NA	NA	NA	NA	NA
Tetrachloroethene	µg/L	5.0	< 1.0	< 1.0	< 1.0	< 1.0	< 1.0	< 1.0	< 1.0	< 1.0	< 1.0	< 1.0	< 1.0	< 1.0	< 1.0	< 1.0	< 1.0	< 50	< 67	< 100	< 200	< 100	< 140	< 250	< 100	< 100	< 200	< 10	< 200	< 200	< 330	< 330	< 330	< 170
Toluene	µg/L	790	< 1.0	< 1.0	< 1.0	< 1.0	< 1.0	< 1.0	< 1.0	NA	NA	NA	NA	NA	NA	NA	NA	< 50	< 67	< 100	< 200	< 100	< 140	< 250	< 100	NA	NA	NA	NA	NA	NA	NA	NA	NA
Total Xylenes	µg/L	280	< 2.0	< 2.0	< 2.0	< 2.0	< 2.0	< 2.0	< 2.0	NA	NA	NA	NA	NA	NA	NA	NA	< 100	< 130	< 200	< 400	< 200	< 290	< 500	< 200	NA	NA	NA	NA	NA	NA	NA	NA	NA
trans-1,2-Dichloroethene	µg/L	100	< 1.0	< 1.0	< 1.0	< 1.0	< 1.0	< 1.0	< 1.0	< 1.0	< 1.0	< 1.0	< 1.0	< 1.0	< 1.0	< 1.0	< 1.0	< 50	< 67	< 100	< 200	< 100	< 140	< 250	< 100	< 100	< 200	< 10	< 200	< 200	< 330	< 330	< 330	< 170
trans-1,3-Dichloropropene	µg/L	NS	< 1.0	< 1.0	< 1.0	< 1.0	< 1.0	< 1.0	< 1.0	NA	NA	NA	NA	NA	NA	NA	NA	< 50	< 67	< 100	< 200	< 100	< 140	< 250	< 100	NA	NA	NA	NA	NA	NA	NA	NA	NA
Trichloroethene	µg/L	5.0	< 1.0	< 1.0	< 1.0	< 1.0	< 1.0	< 1.0	< 1.0	< 1.0	< 1.0	< 1.0	< 1.0	< 1.0	< 1.0	< 1.0	< 1.0	< 50	< 67	< 100	< 200	< 100	< 140	< 250	**14 J**	< 100	< 200	< 10	< 200	< 200	< 330	< 330	< 330	**27 J**
Vinyl chloride	µg/L	2.0	**5.5**	**7.1**	**4.6**	**2.2**	1.7	1.5	0.94 J	1.2	0.98 J	0.81 J	0.20 J	0.95 J	1.8	1.9	**3.9**	**1,200**	**2,100**	**2,000**	**1,900**	**3,100**	**2,300**	**3,100**	**3,300**	**3,600**	**3,000**	**2,700**	**5,300**	**3,300**	**5,500**	**4,800**	**4,600**	**4,300**
Gases																																		
Ethane	µg/L	NS	NA	NA	NA	NA	NA	NA	NA	NA	NA	NA	NA	NA	NA	NA	NA	NA	NA	NA	NA	NA	NA	NA	NA	NA	NA	NA	NA	NA	NA	NA	NA	NA
Ethene	µg/L	NS	NA	NA	NA	NA	NA	NA	NA	NA	NA	NA	NA	NA	NA	NA	NA	NA	NA	NA	NA	NA	NA	NA	NA	NA	NA	NA	NA	NA	NA	NA	NA	NA
Methane	µg/L	NS	NA	NA	NA	NA	NA	NA	NA	NA	NA	NA	NA	NA	NA	NA	NA	NA	NA	NA	NA	NA	NA	NA	NA	NA	NA	NA	NA	NA	NA	NA	NA	NA
Other																																		
Carbon	mg/L	NS	NA	NA	NA	NA	NA	NA	NA	NA	NA	NA	NA	NA	NA	NA	NA	NA	NA	NA	NA	NA	NA	NA	NA	NA	NA	NA	NA	NA	NA	NA	NA	NA
Nitrate-N	mg/L	10	NA	NA	NA	NA	NA	NA	NA	NA	NA	NA	NA	NA	NA	NA	NA	NA	NA	NA	NA	NA	NA	NA	NA	NA	NA	NA	NA	NA	NA	NA	NA	NA
Sulfate	mg/L	250	NA	NA	NA	NA	NA	NA	NA	NA	NA	NA	NA	NA	NA	NA	NA	NA	NA	NA	NA	NA	NA	NA	NA	NA	NA	NA	NA	NA	NA	NA	NA	NA
Total Organic Carbon	mg/L	NS	NA	NA	NA	NA	NA	NA	NA	NA	NA	NA	NA	NA	NA	NA	NA	NA	NA	NA	NA	NA	NA	NA	NA	NA	NA	NA	NA	NA	NA	NA	NA	NA
Metals																																		
Iron, Dissolved	µg/L	300	NA	NA	NA	NA	NA	NA	NA	NA	NA	NA	NA	NA	NA	NA	NA	NA	NA	NA	NA	NA	NA	NA	NA	NA	NA	NA	NA	NA	NA	NA	NA	NA
Iron	µg/L	300	NA	NA	NA	NA	NA	NA	NA	NA	NA	NA	NA	NA	NA	NA	NA	NA	NA	NA	NA	NA	NA	NA	NA	NA	NA	NA	NA	NA	NA	NA	NA	NA
Manganese, Dissolved	µg/L	50	NA	NA	NA	NA	NA	NA	NA	NA	NA	NA	NA	NA	NA	NA	NA	NA	NA	NA	NA	NA	NA	NA	NA	NA	NA	NA	NA	NA	NA	NA	NA	NA
Manganese	µg/L	50	NA	NA	NA	NA	NA	NA	NA	NA	NA	NA	NA	NA	NA	NA	NA	NA	NA	NA	NA	NA	NA	NA	NA	NA	NA	NA	NA	NA	NA	NA	NA	NA

See Notes on Last Page.

Table 2
On-Site Groundwater Analytical Results
Ford Livonia Transmission Plant
36200 Plymouth Road
Livonia, Michigan

Location:		EGLE Non-Residential Drinking Water Criteria	MW-14															MW-15-59D															
Screen Interval (ft. bgs):			15-20															94-99															
Date:	Unit		7/28/2017	11/10/2017	2/12/2018	5/11/2018	8/14/2018	10/29/2018	2/26/2019	6/12/2019	9/23/2019	11/21/2019	2/3/2020	8/13/2020	11/10/2020	2/11/2021	5/5/2021	4/26/2017	8/1/2017	11/15/2017	2/6/2018	5/15/2018	8/9/2018	10/31/2018	3/5/2019	6/13/2019	9/27/2019	11/22/2019	2/21/2020	8/21/2020	11/17/2020	2/26/2021	5/17/2021
Semi-volatile Organic Compounds (SVOCs)																																	
1,4-Dioxane	µg/L	350	< 2.0	< 2.0	< 2.0	< 2.0	< 2.0	< 2.0	< 2.0	< 2.0	< 2.0	< 2.0	0.90 J	< 2.0	< 2.0	< 2.0	< 2.0	NA	< 2.0	< 2.0	< 2.0	< 2.0	< 2.0	< 2.0	< 2.0	< 2.0	< 2.0	< 2.0	< 2.0	< 2.0	< 2.0	< 2.0	< 2.0
Volatile Organic Compounds (VOCs)																																	
1,1,1-Trichloroethane	µg/L	200	< 1.0	< 1.0	< 1.0	< 1.0	< 1.0	< 1.0	< 1.0	NA	NA	NA	NA	NA	NA	NA	NA	< 1.0	< 1.0	< 1.0	< 1.0	< 1.0	< 1.0	< 1.0	< 1.0	NA	NA	NA	NA	NA	NA	NA	NA
1,1,2,2-Tetrachloroethane	µg/L	35	< 1.0	< 1.0	< 1.0	< 1.0	< 1.0	< 1.0	< 1.0 J	NA	NA	NA	NA	NA	NA	NA	NA	< 1.0	< 1.0	< 1.0	< 1.0	< 1.0	< 1.0	< 1.0	< 1.0	NA	NA	NA	NA	NA	NA	NA	NA
1,1,2-trichloro-1,2,2-trifluoroethane	µg/L	170,000	< 1.0	< 1.0	< 1.0	< 1.0	< 1.0	< 1.0	< 1.0	NA	NA	NA	NA	NA	NA	NA	NA	< 1.0	< 1.0	< 1.0	< 1.0	< 1.0	< 1.0	< 1.0	< 1.0	NA	NA	NA	NA	NA	NA	NA	NA
1,1,2-Trichloroethane	µg/L	5.0	< 1.0	< 1.0	< 1.0	< 1.0	< 1.0	< 1.0	< 1.0	NA	NA	NA	NA	NA	NA	NA	NA	< 1.0	< 1.0	< 1.0	< 1.0	< 1.0	< 1.0	< 1.0	< 1.0	NA	NA	NA	NA	NA	NA	NA	NA
1,1-Dichloroethane	µg/L	2,500	< 1.0	< 1.0	< 1.0	< 1.0	< 1.0	< 1.0	< 1.0	NA	NA	NA	NA	NA	NA	NA	NA	< 1.0	< 1.0	< 1.0	< 1.0	< 1.0	< 1.0	< 1.0	< 1.0	NA	NA	NA	NA	NA	NA	NA	NA
1,1-Dichloroethene	µg/L	7.0	< 1.0	< 1.0	< 1.0	< 1.0	< 1.0	< 1.0	< 1.0	< 1.0	< 1.0	< 1.0	< 1.0	< 1.0	< 1.0	< 1.0	< 1.0	< 1.0	< 1.0	< 1.0	< 1.0	< 1.0	< 1.0	< 1.0	< 1.0	< 1.0	< 1.0	< 1.0	< 1.0	< 1.0	< 1.0	< 1.0	< 1.0
1,2,3-Trimethylbenzene	µg/L	NS	< 5.0	< 5.0	< 5.0	< 5.0	< 5.0	< 5.0	< 5.0	NA	NA	NA	NA	NA	NA	NA	NA	< 5.0	< 5.0	< 5.0	< 5.0	< 5.0	< 5.0	< 5.0	< 5.0	NA	NA	NA	NA	NA	NA	NA	NA
1,2,4-Trichlorobenzene	µg/L	70	< 1.0	< 1.0	< 1.0	< 1.0	< 1.0	< 1.0	< 1.0	NA	NA	NA	NA	NA	NA	NA	NA	< 1.0	< 1.0	< 1.0	< 1.0	< 1.0	< 1.0	< 1.0	< 1.0	NA	NA	NA	NA	NA	NA	NA	NA
1,2,4-Trimethylbenzene	µg/L	63	< 1.0	< 1.0	< 1.0	< 1.0	< 1.0	< 1.0	< 1.0	NA	NA	NA	NA	NA	NA	NA	NA	< 1.0	< 1.0	< 1.0	< 1.0	< 1.0	< 1.0	< 1.0	< 1.0	NA	NA	NA	NA	NA	NA	NA	NA
1,2-Dibromo-3-chloropropane	µg/L	0.2	< 1.0	< 1.0	< 1.0	< 1.0	< 1.0	< 1.0	< 1.0 J	NA	NA	NA	NA	NA	NA	NA	NA	< 1.0	< 1.0	< 1.0	< 1.0	< 1.0	< 1.0	< 1.0	< 1.0	NA	NA	NA	NA	NA	NA	NA	NA
1,2-Dibromoethane	µg/L	0.05	< 1.0	< 1.0	< 1.0	< 1.0	< 1.0	< 1.0	< 1.0	NA	NA	NA	NA	NA	NA	NA	NA	< 1.0	< 1.0	< 1.0	< 1.0	< 1.0	< 1.0	< 1.0	< 1.0	NA	NA	NA	NA	NA	NA	NA	NA
1,2-Dichlorobenzene	µg/L	600	< 1.0	< 1.0	< 1.0	< 1.0	< 1.0	< 1.0	< 1.0	NA	NA	NA	NA	NA	NA	NA	NA	< 1.0	< 1.0	< 1.0	< 1.0	< 1.0	< 1.0	< 1.0	< 1.0	NA	NA	NA	NA	NA	NA	NA	NA
1,2-Dichloroethane	µg/L	5.0	< 1.0	< 1.0	< 1.0	< 1.0	< 1.0	< 1.0	< 1.0	NA	NA	NA	NA	NA	NA	NA	NA	< 1.0	< 1.0	< 1.0	< 1.0	< 1.0	< 1.0	< 1.0	< 1.0	NA	NA	NA	NA	NA	NA	NA	NA
1,2-Dichloropropane	µg/L	5.0	< 1.0	< 1.0	< 1.0	< 1.0	< 1.0	< 1.0	< 1.0	NA	NA	NA	NA	NA	NA	NA	NA	< 1.0	< 1.0	< 1.0	< 1.0	< 1.0	< 1.0	< 1.0	< 1.0	NA	NA	NA	NA	NA	NA	NA	NA
1,3,5-Trimethylbenzene	µg/L	72	< 1.0	< 1.0	< 1.0	< 1.0	< 1.0	< 1.0	< 1.0	NA	NA	NA	NA	NA	NA	NA	NA	< 1.0	< 1.0	< 1.0	< 1.0	< 1.0	< 1.0	< 1.0	< 1.0	NA	NA	NA	NA	NA	NA	NA	NA
1,3-Dichlorobenzene	µg/L	19	< 1.0	< 1.0	< 1.0	< 1.0	< 1.0	0.36 J	< 1.0	NA	NA	NA	NA	NA	NA	NA	NA	< 1.0	< 1.0	< 1.0	< 1.0	< 1.0	< 1.0	0.23 J	< 1.0	NA	NA	NA	NA	NA	NA	NA	NA
1,4-Dichlorobenzene	µg/L	75	< 1.0	< 1.0	< 1.0	< 1.0	< 1.0	< 1.0	< 1.0	NA	NA	NA	NA	NA	NA	NA	NA	< 1.0	< 1.0	< 1.0	< 1.0	< 1.0	< 1.0	< 1.0	< 1.0	NA	NA	NA	NA	NA	NA	NA	NA
2-Butanone (MEK)	µg/L	38,000	< 10	< 10	< 10	< 10	< 10	< 10	< 10 J	NA	NA	NA	NA	NA	NA	NA	NA	< 10	< 10	< 10	< 10	< 10	< 10	< 10	< 10	NA	NA	NA	NA	NA	NA	NA	NA
2-Methylnaphthalene	µg/L	750	NA	NA	NA	NA	NA	NA	NA	NA	NA	NA	NA	NA	NA	NA	NA	NA	NA	NA	NA	NA	NA	NA	NA	NA	NA	NA	NA	NA	NA	NA	NA
4-Methyl-2-Pentanone (MIBK)	µg/L	5,200	< 10	< 10	< 10	< 10	< 10	< 10	< 10 J	NA	NA	NA	NA	NA	NA	NA	NA	< 10	< 10	< 10	< 10	< 10	< 10	< 10	< 10	NA	NA	NA	NA	NA	NA	NA	NA
Acetone	µg/L	2,100	< 10	< 10	< 10	< 10 UB	< 10	< 10	< 10	NA	NA	NA	NA	NA	NA	NA	NA	< 10	< 10	< 10	< 10	< 10 UB	< 10	< 10	< 10 J	NA	NA	NA	NA	NA	NA	NA	NA
Benzene	µg/L	5.0	< 1.0	< 1.0	< 1.0	< 1.0	< 1.0	< 1.0	< 1.0	NA	NA	NA	NA	NA	NA	NA	NA	< 1.0	< 1.0	< 1.0	< 1.0	< 1.0	< 1.0	< 1.0	< 1.0	NA	NA	NA	NA	NA	NA	NA	NA
Bromodichloromethane	µg/L	80	< 1.0	< 1.0	< 1.0	< 1.0	< 1.0	< 1.0	< 1.0	NA	NA	NA	NA	NA	NA	NA	NA	< 1.0	< 1.0	< 1.0	< 1.0	< 1.0	< 1.0	< 1.0	< 1.0	NA	NA	NA	NA	NA	NA	NA	NA
Bromoform	µg/L	80	< 1.0	< 1.0	< 1.0	< 1.0	< 1.0	< 1.0	< 1.0 J	NA	NA	NA	NA	NA	NA	NA	NA	< 1.0	< 1.0	< 1.0	< 1.0	< 1.0	< 1.0	< 1.0	< 1.0 J	NA	NA	NA	NA	NA	NA	NA	NA
Bromomethane	µg/L	29	< 1.0	< 1.0	< 1.0	< 1.0	< 1.0	< 1.0	< 1.0	NA	NA	NA	NA	NA	NA	NA	NA	< 1.0	< 1.0	< 1.0	< 1.0	< 1.0	< 1.0	< 1.0	< 1.0	NA	NA	NA	NA	NA	NA	NA	NA
Carbon Disulfide	µg/L	2,300	< 5.0	< 5.0	< 5.0	< 5.0	< 5.0	< 5.0	< 5.0	NA	NA	NA	NA	NA	NA	NA	NA	1.6 J	< 5.0	< 5.0	< 5.0	< 5.0	< 5.0	< 5.0	< 5.0	NA	NA	NA	NA	NA	NA	NA	NA
Carbon Tetrachloride	µg/L	5.0	< 1.0	< 1.0	< 1.0	< 1.0	< 1.0	< 1.0	< 1.0	NA	NA	NA	NA	NA	NA	NA	NA	< 1.0	< 1.0	< 1.0	< 1.0	< 1.0	< 1.0	< 1.0	< 1.0	NA	NA	NA	NA	NA	NA	NA	NA
Trichlorofluoromethane (CFC-11)	µg/L	7,300	< 1.0	< 1.0	< 1.0	< 1.0	< 1.0	< 1.0	< 1.0	NA	NA	NA	NA	NA	NA	NA	NA	< 1.0	< 1.0	< 1.0	< 1.0	< 1.0	< 1.0	< 1.0	< 1.0	NA	NA	NA	NA	NA	NA	NA	NA
Dichlorodifluoromethane (CFC-12)	µg/L	4,800	< 1.0	< 1.0	< 1.0	< 1.0	< 1.0	< 1.0	< 1.0	NA	NA	NA	NA	NA	NA	NA	NA	< 1.0	< 1.0	< 1.0	< 1.0	< 1.0	< 1.0	< 1.0	< 1.0	NA	NA	NA	NA	NA	NA	NA	NA
Chlorobenzene	µg/L	100	< 1.0	< 1.0	< 1.0	< 1.0	< 1.0	< 1.0	< 1.0	NA	NA	NA	NA	NA	NA	NA	NA	< 1.0	< 1.0	< 1.0	< 1.0	< 1.0	< 1.0	< 1.0	< 1.0	NA	NA	NA	NA	NA	NA	NA	NA
Chlorodibromomethane	µg/L	80	< 1.0	< 1.0	< 1.0	< 1.0	< 1.0	< 1.0	< 1.0	NA	NA	NA	NA	NA	NA	NA	NA	< 1.0	< 1.0	< 1.0	< 1.0	< 1.0	< 1.0	< 1.0	< 1.0	NA	NA	NA	NA	NA	NA	NA	NA
Chloroethane	µg/L	1,700	< 1.0	< 1.0	< 1.0	< 1.0	< 1.0	< 1.0	< 1.0	NA	NA	NA	NA	NA	NA	NA	NA	< 1.0	< 1.0	< 1.0	< 1.0	< 1.0	< 1.0	< 1.0	< 1.0	NA	NA	NA	NA	NA	NA	NA	NA
Chloroform	µg/L	80	< 1.0	< 1.0	< 1.0	< 1.0	< 1.0	< 1.0	< 1.0	NA	NA	NA	NA	NA	NA	NA	NA	< 1.0	< 1.0	< 1.0	< 1.0	< 1.0	< 1.0	< 1.0	< 1.0	NA	NA	NA	NA	NA	NA	NA	NA
Chloromethane	µg/L	1,100	< 1.0	< 1.0	< 1.0	< 1.0	< 1.0	< 1.0	< 1.0	NA	NA	NA	NA	NA	NA	NA	NA	< 1.0	< 1.0	< 1.0	< 1.0	< 1.0	< 1.0	< 1.0	< 1.0	NA	NA	NA	NA	NA	NA	NA	NA
cis-1,2-Dichloroethene	µg/L	70	< 1.0	< 1.0	< 1.0	< 1.0	< 1.0 UB	< 1.0	< 1.0	< 1.0	< 1.0	< 1.0	< 1.0	< 1.0	< 1.0	< 1.0	< 1.0	< 1.0	< 1.0	< 1.0	< 1.0	< 1.0	< 1.0	< 1.0	< 1.0	< 1.0	< 1.0	< 1.0	< 1.0	< 1.0	< 1.0 UB	0.37 J	< 1.0
cis-1,3-Dichloropropene	µg/L	NS	< 1.0	< 1.0	< 1.0	< 1.0	< 1.0	< 1.0	< 1.0	NA	NA	NA	NA	NA	NA	NA	NA	< 1.0	< 1.0	< 1.0	< 1.0	< 1.0	< 1.0	< 1.0	< 1.0	NA	NA	NA	NA	NA	NA	NA	NA
Cyclohexane	µg/L	NS	< 1.0	< 1.0	< 1.0	< 1.0	< 1.0	< 1.0	< 1.0	NA	NA	NA	NA	NA	NA	NA	NA	0.86 J	0.58 J	0.62 J	0.76 J	0.69 J	0.43 J	0.34 J	0.62 J	NA	NA	NA	NA	NA	NA	NA	NA
Dichloromethane	µg/L	5.0	< 5.0	< 5.0	< 5.0	< 5.0	< 5.0	< 5.0	< 5.0	NA	NA	NA	NA	NA	NA	NA	NA	< 5.0	< 5.0	< 5.0	< 5.0	< 5.0	< 5.0	< 5.0	< 5.0	NA	NA	NA	NA	NA	NA	NA	NA
Diethyl ether	µg/L	10	< 2.0	< 2.0	< 2.0	< 2.0	< 2.0	< 2.0	< 2.0	NA	NA	NA	NA	NA	NA	NA	NA	< 2.0	< 2.0	< 2.0	< 2.0	< 2.0	< 2.0	< 2.0	< 2.0	NA	NA	NA	NA	NA	NA	NA	NA
Ethylbenzene	µg/L	74	< 1.0	< 1.0	< 1.0	< 1.0	< 1.0	< 1.0	< 1.0	NA	NA	NA	NA	NA	NA	NA	NA	< 1.0	< 1.0	< 1.0	< 1.0	< 1.0	< 1.0	< 1.0	< 1.0	NA	NA	NA	NA	NA	NA	NA	NA
Isopropylbenzene	µg/L	2,300	< 1.0	< 1.0	< 1.0	< 1.0	< 1.0	< 1.0	< 1.0	NA	NA	NA	NA	NA	NA	NA	NA	< 1.0	< 1.0	< 1.0	< 1.0	< 1.0	< 1.0	< 1.0	< 1.0	NA	NA	NA	NA	NA	NA	NA	NA
Methyl Acetate	µg/L	NS	< 10	< 10	< 10	< 10	< 10	< 10	< 10 J	NA	NA	NA	NA	NA	NA	NA	NA	< 10	< 10	< 10	< 10	< 10	< 10	< 10	< 10	NA	NA	NA	NA	NA	NA	NA	NA
Methyl N-Butyl Ketone (2-Hexanone)	µg/L	2,900	< 10	< 10	< 10	< 10	< 10	< 10	< 10 J	NA	NA	NA	NA	NA	NA	NA	NA	< 10	< 10	< 10	< 10	< 10	< 10	< 10	< 10	NA	NA	NA	NA	NA	NA	NA	NA
Methylcyclohexane	µg/L	NS	< 1.0	< 1.0	< 1.0	< 1.0	< 1.0	< 1.0	< 1.0	NA	NA	NA	NA	NA	NA	NA	NA	< 1.0	< 1.0	< 1.0	< 1.0	< 1.0 UB	< 1.0	< 1.0	< 1.0	NA	NA	NA	NA	NA	NA	NA	NA

See Notes on Last Page.

Table 2
On-Site Groundwater Analytical Results
Ford Livonia Transmission Plant
36200 Plymouth Road
Livonia, Michigan

Location:		EGLE Non-Residential Drinking Water Criteria	MW-14															MW-15-59D															
Screen Interval (ft. bgs):			15-20															94-99															
Date:	Unit		7/28/2017	11/10/2017	2/12/2018	5/11/2018	8/14/2018	10/29/2018	2/26/2019	6/12/2019	9/23/2019	11/21/2019	2/3/2020	8/13/2020	11/10/2020	2/11/2021	5/5/2021	4/26/2017	8/1/2017	11/15/2017	2/6/2018	5/15/2018	8/9/2018	10/31/2018	3/5/2019	6/13/2019	9/27/2019	11/22/2019	2/21/2020	8/21/2020	11/17/2020	2/26/2021	5/17/2021
Methyl-tert-butyl ether	µg/L	40	< 1.0	< 1.0	< 1.0	< 1.0	< 1.0	< 1.0	< 1.0 J	NA	NA	NA	NA	NA	NA	NA	NA	< 1.0	< 1.0	< 1.0	< 1.0	< 1.0	< 1.0	< 1.0	< 1.0	NA	NA	NA	NA	NA	NA	NA	NA
Naphthalene	µg/L	1,500	NA	NA	NA	NA	NA	NA	NA	NA	NA	NA	NA	NA	NA	NA	NA	NA	NA	NA	NA	NA	NA	NA	NA	NA	NA	NA	NA	NA	NA	NA	NA
Styrene (Monomer)	µg/L	100	< 1.0	< 1.0	< 1.0	< 1.0	< 1.0	< 1.0	< 1.0	NA	NA	NA	NA	NA	NA	NA	NA	< 1.0	< 1.0	< 1.0	< 1.0	< 1.0	< 1.0	< 1.0	< 1.0	NA	NA	NA	NA	NA	NA	NA	NA
Tetrachloroethene	µg/L	5.0	< 1.0	< 1.0	< 1.0	< 1.0	< 1.0	< 1.0	< 1.0	< 1.0	< 1.0	< 1.0	< 1.0	< 1.0	< 1.0	< 1.0	< 1.0	< 1.0	< 1.0	< 1.0	< 1.0	< 1.0	< 1.0	< 1.0	< 1.0	< 1.0	< 1.0	< 1.0	< 1.0	< 1.0	< 1.0	< 1.0	< 1.0
Toluene	µg/L	790	< 1.0	< 1.0	< 1.0	< 1.0	< 1.0	< 1.0	< 1.0	NA	NA	NA	NA	NA	NA	NA	NA	0.35 J	0.46 J	0.30 J	0.31 J	< 1.0	0.17 J	< 1.0	< 1.0	NA	NA	NA	NA	NA	NA	NA	NA
Total Xylenes	µg/L	280	< 2.0	< 2.0	< 2.0	< 2.0	< 2.0	< 2.0	< 2.0	NA	NA	NA	NA	NA	NA	NA	NA	< 2.0	0.25 J	< 2.0	< 2.0	< 2.0	< 2.0	< 2.0	0.28 J	NA	NA	NA	NA	NA	NA	NA	NA
trans-1,2-Dichloroethene	µg/L	100	< 1.0	< 1.0	< 1.0	< 1.0	< 1.0	< 1.0	< 1.0	< 1.0	< 1.0	< 1.0	< 1.0	< 1.0	< 1.0	< 1.0	< 1.0	< 1.0	< 1.0	< 1.0	< 1.0	< 1.0	< 1.0	< 1.0	< 1.0	< 1.0	< 1.0	< 1.0	< 1.0	< 1.0	< 1.0	< 1.0	< 1.0
trans-1,3-Dichloropropene	µg/L	NS	< 1.0	< 1.0	< 1.0	< 1.0	< 1.0	< 1.0	< 1.0	NA	NA	NA	NA	NA	NA	NA	NA	< 1.0	< 1.0	< 1.0	< 1.0	< 1.0	< 1.0	< 1.0	< 1.0	NA	NA	NA	NA	NA	NA	NA	NA
Trichloroethene	µg/L	5.0	< 1.0	< 1.0	< 1.0	< 1.0	< 1.0	< 1.0	< 1.0	< 1.0	< 1.0	< 1.0	< 1.0	< 1.0	< 1.0	< 1.0	< 1.0	< 1.0	< 1.0	< 1.0	< 1.0	< 1.0	< 1.0	< 1.0	< 1.0 UB	< 1.0	< 1.0	< 1.0	< 1.0	< 1.0	< 1.0	< 1.0	< 1.0
Vinyl chloride	µg/L	2.0	< 1.0	< 1.0	< 1.0	< 1.0	< 1.0	< 1.0	< 1.0	< 1.0	< 1.0	< 1.0	< 1.0	< 1.0	< 1.0	< 1.0	< 1.0	< 1.0	< 1.0	< 1.0	< 1.0	< 1.0	< 1.0	< 1.0	< 1.0	< 1.0	< 1.0	< 1.0	< 1.0	< 1.0	< 1.0	< 1.0	< 1.0
Gases																																	
Ethane	µg/L	NS	NA	NA	NA	NA	NA	NA	NA	NA	NA	NA	NA	NA	NA	NA	NA	NA	NA	NA	NA	NA	NA	NA	NA	NA	NA	NA	NA	NA	NA	NA	NA
Ethene	µg/L	NS	NA	NA	NA	NA	NA	NA	NA	NA	NA	NA	NA	NA	NA	NA	NA	NA	NA	NA	NA	NA	NA	NA	NA	NA	NA	NA	NA	NA	NA	NA	NA
Methane	µg/L	NS	NA	NA	NA	NA	NA	NA	NA	NA	NA	NA	NA	NA	NA	NA	NA	NA	NA	NA	NA	NA	NA	NA	NA	NA	NA	NA	NA	NA	NA	NA	NA
Other																																	
Carbon	mg/L	NS	NA	NA	NA	NA	NA	NA	NA	NA	NA	NA	NA	NA	NA	NA	NA	NA	NA	NA	NA	NA	NA	NA	NA	NA	NA	NA	NA	NA	NA	NA	NA
Nitrate-N	mg/L	10	NA	NA	NA	NA	NA	NA	NA	NA	NA	NA	NA	NA	NA	NA	NA	NA	NA	NA	NA	NA	NA	NA	NA	NA	NA	NA	NA	NA	NA	NA	NA
Sulfate	mg/L	250	NA	NA	NA	NA	NA	NA	NA	NA	NA	NA	NA	NA	NA	NA	NA	NA	NA	NA	NA	NA	NA	NA	NA	NA	NA	NA	NA	NA	NA	NA	NA
Total Organic Carbon	mg/L	NS	NA	NA	NA	NA	NA	NA	NA	NA	NA	NA	NA	NA	NA	NA	NA	NA	NA	NA	NA	NA	NA	NA	NA	NA	NA	NA	NA	NA	NA	NA	NA
Metals																																	
Iron, Dissolved	µg/L	300	NA	NA	NA	NA	NA	NA	NA	NA	NA	NA	NA	NA	NA	NA	NA	NA	NA	NA	NA	NA	NA	NA	NA	NA	NA	NA	NA	NA	NA	NA	NA
Iron	µg/L	300	NA	NA	NA	NA	NA	NA	NA	NA	NA	NA	NA	NA	NA	NA	NA	NA	NA	NA	NA	NA	NA	NA	NA	NA	NA	NA	NA	NA	NA	NA	NA
Manganese, Dissolved	µg/L	50	NA	NA	NA	NA	NA	NA	NA	NA	NA	NA	NA	NA	NA	NA	NA	NA	NA	NA	NA	NA	NA	NA	NA	NA	NA	NA	NA	NA	NA	NA	NA
Manganese	µg/L	50	NA	NA	NA	NA	NA	NA	NA	NA	NA	NA	NA	NA	NA	NA	NA	NA	NA	NA	NA	NA	NA	NA	NA	NA	NA	NA	NA	NA	NA	NA	NA

See Notes on Last Page.

Table 2
On-Site Groundwater Analytical Results
Ford Livonia Transmission Plant
36200 Plymouth Road
Livonia, Michigan

Location:		EGLE Non-Residential Drinking Water Criteria	MW-15-60D																MW-15-61D															
Screen Interval (ft. bgs):			93-98																88-93															
Date:	Unit		4/26/2017	8/1/2017	11/15/2017	2/6/2018	5/11/2018	8/7/2018	10/29/2018	3/5/2019	6/13/2019	9/27/2019	11/22/2019	2/21/2020	8/21/2020	11/17/2020	2/26/2021	5/17/2021	4/26/2017	8/1/2017	11/15/2017	2/6/2018	5/15/2018	8/7/2018	11/1/2018	3/2/2019	6/15/2019	9/28/2019	11/23/2019	2/8/2020	8/15/2020	11/14/2020	2/13/2021	5/15/2021
Semi-volatile Organic Compounds (SVOCs)																																		
1,4-Dioxane	µg/L	350	NA	< 2.0	< 2.0	< 2.0	< 2.0	< 2.0	< 2.0	< 2.0	< 2.0	< 2.0	< 2.0	< 2.0	< 2.0	< 2.0	< 2.0	< 2.0	NA	< 2.0	< 2.0	< 2.0	< 2.0	< 2.0	< 2.0	< 2.0	< 2.0	< 2.0	< 2.0	< 2.0	< 2.0	< 2.0	< 2.0	< 2.0
Volatile Organic Compounds (VOCs)																																		
1,1,1-Trichloroethane	µg/L	200	< 1.0	< 1.0	< 1.0 J	< 1.0	< 1.0	< 1.0	< 1.0	< 1.0	NA	NA	NA	NA	NA	NA	NA	NA	< 1.0	< 1.0	< 1.0	< 1.0	< 1.0	< 1.0	< 1.0	< 1.0	NA	NA	NA	NA	NA	NA	NA	NA
1,1,2,2-Tetrachloroethane	µg/L	35	< 1.0	< 1.0	< 1.0 J	< 1.0	< 1.0	< 1.0	< 1.0	< 1.0	NA	NA	NA	NA	NA	NA	NA	NA	< 1.0	< 1.0	< 1.0	< 1.0	< 1.0	< 1.0	< 1.0	< 1.0 J	NA	NA	NA	NA	NA	NA	NA	NA
1,1,2-trichloro-1,2,2-trifluoroethane	µg/L	170,000	< 1.0	< 1.0	< 1.0 J	< 1.0	< 1.0	< 1.0	< 1.0	< 1.0	NA	NA	NA	NA	NA	NA	NA	NA	< 1.0	< 1.0	< 1.0	< 1.0	< 1.0	< 1.0	< 1.0	< 1.0	NA	NA	NA	NA	NA	NA	NA	NA
1,1,2-Trichloroethane	µg/L	5.0	< 1.0	< 1.0	< 1.0 J	< 1.0	< 1.0	< 1.0	< 1.0	< 1.0	NA	NA	NA	NA	NA	NA	NA	NA	< 1.0	< 1.0	< 1.0	< 1.0	< 1.0	< 1.0	< 1.0	< 1.0	NA	NA	NA	NA	NA	NA	NA	NA
1,1-Dichloroethane	µg/L	2,500	< 1.0	< 1.0	< 1.0 J	< 1.0	< 1.0	< 1.0	< 1.0	< 1.0	NA	NA	NA	NA	NA	NA	NA	NA	< 1.0	< 1.0	< 1.0	< 1.0	< 1.0	< 1.0	< 1.0	< 1.0	NA	NA	NA	NA	NA	NA	NA	NA
1,1-Dichloroethene	µg/L	7.0	< 1.0	< 1.0	< 1.0 J	< 1.0	< 1.0	< 1.0	< 1.0	< 1.0	< 1.0	< 1.0	< 1.0	< 1.0	< 1.0	< 1.0	< 1.0	< 1.0	< 1.0	< 1.0	< 1.0	< 1.0	< 1.0	< 1.0	< 1.0	< 1.0	< 1.0	< 1.0	< 1.0	< 1.0	< 1.0	< 1.0	< 1.0	< 1.0
1,2,3-Trimethylbenzene	µg/L	NS	< 5.0	< 5.0	< 5.0 J	< 5.0	< 5.0	< 5.0	< 5.0	< 5.0	NA	NA	NA	NA	NA	NA	NA	NA	< 5.0	< 5.0	< 5.0	< 5.0	< 5.0	< 5.0	< 5.0	< 5.0	NA	NA	NA	NA	NA	NA	NA	NA
1,2,4-Trichlorobenzene	µg/L	70	< 1.0	< 1.0	< 1.0 J	< 1.0	< 1.0	< 1.0	< 1.0	< 1.0	NA	NA	NA	NA	NA	NA	NA	NA	< 1.0	< 1.0	< 1.0	< 1.0	< 1.0	< 1.0	< 1.0	< 1.0	NA	NA	NA	NA	NA	NA	NA	NA
1,2,4-Trimethylbenzene	µg/L	63	< 1.0	< 1.0	< 1.0 J	< 1.0	< 1.0	< 1.0	< 1.0	< 1.0	NA	NA	NA	NA	NA	NA	NA	NA	< 1.0	< 1.0	< 1.0	< 1.0	< 1.0	< 1.0	< 1.0	< 1.0	NA	NA	NA	NA	NA	NA	NA	NA
1,2-Dibromo-3-chloropropane	µg/L	0.2	< 1.0	< 1.0	< 1.0 J	< 1.0	< 1.0	< 1.0	< 1.0	< 1.0	NA	NA	NA	NA	NA	NA	NA	NA	< 1.0	< 1.0	< 1.0	< 1.0	< 1.0	< 1.0	< 1.0	< 1.0 J	NA	NA	NA	NA	NA	NA	NA	NA
1,2-Dibromoethane	µg/L	0.05	< 1.0	< 1.0	< 1.0 J	< 1.0	< 1.0	< 1.0	< 1.0	< 1.0	NA	NA	NA	NA	NA	NA	NA	NA	< 1.0	< 1.0	< 1.0	< 1.0	< 1.0	< 1.0	< 1.0	< 1.0 J	NA	NA	NA	NA	NA	NA	NA	NA
1,2-Dichlorobenzene	µg/L	600	< 1.0	< 1.0	< 1.0 J	< 1.0	< 1.0	< 1.0	< 1.0	< 1.0	NA	NA	NA	NA	NA	NA	NA	NA	< 1.0	< 1.0	< 1.0	< 1.0	< 1.0	< 1.0	< 1.0	< 1.0	NA	NA	NA	NA	NA	NA	NA	NA
1,2-Dichloroethane	µg/L	5.0	< 1.0	< 1.0	< 1.0 J	< 1.0	< 1.0	< 1.0	< 1.0	< 1.0	NA	NA	NA	NA	NA	NA	NA	NA	< 1.0	< 1.0	< 1.0	< 1.0	< 1.0	< 1.0	< 1.0	< 1.0	NA	NA	NA	NA	NA	NA	NA	NA
1,2-Dichloropropane	µg/L	5.0	< 1.0	< 1.0	< 1.0 J	< 1.0	< 1.0	< 1.0	< 1.0	< 1.0	NA	NA	NA	NA	NA	NA	NA	NA	< 1.0	< 1.0	< 1.0	< 1.0	< 1.0	< 1.0	< 1.0	< 1.0	NA	NA	NA	NA	NA	NA	NA	NA
1,3,5-Trimethylbenzene	µg/L	72	< 1.0	< 1.0	< 1.0 J	< 1.0	< 1.0	< 1.0	< 1.0	< 1.0	NA	NA	NA	NA	NA	NA	NA	NA	< 1.0	< 1.0	< 1.0	< 1.0	< 1.0	< 1.0	< 1.0	< 1.0	NA	NA	NA	NA	NA	NA	NA	NA
1,3-Dichlorobenzene	µg/L	19	< 1.0	< 1.0	< 1.0 J	< 1.0	< 1.0	< 1.0	0.38 J	< 1.0	NA	NA	NA	NA	NA	NA	NA	NA	< 1.0	< 1.0	< 1.0	< 1.0	< 1.0	< 1.0	< 1.0	< 1.0	NA	NA	NA	NA	NA	NA	NA	NA
1,4-Dichlorobenzene	µg/L	75	< 1.0	< 1.0	< 1.0 J	< 1.0	< 1.0	< 1.0	< 1.0	< 1.0	NA	NA	NA	NA	NA	NA	NA	NA	< 1.0	< 1.0	< 1.0	< 1.0	< 1.0	< 1.0	< 1.0	< 1.0	NA	NA	NA	NA	NA	NA	NA	NA
2-Butanone (MEK)	µg/L	38,000	< 10	< 10	< 10 J	< 10	< 10	< 10	< 10	< 10	NA	NA	NA	NA	NA	NA	NA	NA	< 10	< 10	< 10	< 10	< 10	< 10	< 10	< 10 J	NA	NA	NA	NA	NA	NA	NA	NA
2-Methylnaphthalene	µg/L	750	NA	NA	NA	NA	NA	NA	NA	NA	NA	NA	NA	NA	NA	NA	NA	NA	NA	NA	NA	NA	NA	NA	NA	NA	NA	NA	NA	NA	NA	NA	NA	NA
4-Methyl-2-Pentanone (MIBK)	µg/L	5,200	< 10	< 10	< 10 J	< 10	< 10	< 10	< 10	< 10	NA	NA	NA	NA	NA	NA	NA	NA	< 10	< 10	< 10	< 10	< 10	< 10	< 10	< 10 J	NA	NA	NA	NA	NA	NA	NA	NA
Acetone	µg/L	2,100	< 10	< 10	< 10 J	< 10	< 10	< 10	< 10	< 10 J	NA	NA	NA	NA	NA	NA	NA	NA	< 10	< 10	< 10	< 10	12	< 10	< 10	< 10 J	NA	NA	NA	NA	NA	NA	NA	NA
Benzene	µg/L	5.0	< 1.0	< 1.0	< 1.0 J	< 1.0	< 1.0	< 1.0	< 1.0	< 1.0	NA	NA	NA	NA	NA	NA	NA	NA	0.57 J	< 1.0	< 1.0	< 1.0	< 1.0	0.25 J	< 1.0	< 1.0	NA	NA	NA	NA	NA	NA	NA	NA
Bromodichloromethane	µg/L	80	< 1.0	< 1.0	< 1.0 J	< 1.0	< 1.0	< 1.0	< 1.0	< 1.0	NA	NA	NA	NA	NA	NA	NA	NA	< 1.0	< 1.0	< 1.0	< 1.0	< 1.0	< 1.0	< 1.0	< 1.0	NA	NA	NA	NA	NA	NA	NA	NA
Bromoform	µg/L	80	< 1.0	< 1.0	< 1.0 J	< 1.0	< 1.0	< 1.0	< 1.0	< 1.0 J	NA	NA	NA	NA	NA	NA	NA	NA	< 1.0	< 1.0	< 1.0	< 1.0	< 1.0	< 1.0	< 1.0	< 1.0 J	NA	NA	NA	NA	NA	NA	NA	NA
Bromomethane	µg/L	29	< 1.0	< 1.0	< 1.0 J	< 1.0	< 1.0	< 1.0	< 1.0	< 1.0	NA	NA	NA	NA	NA	NA	NA	NA	< 1.0	< 1.0	< 1.0	< 1.0	< 1.0	< 1.0	< 1.0	< 1.0	NA	NA	NA	NA	NA	NA	NA	NA
Carbon Disulfide	µg/L	2,300	0.51 J	< 5.0	< 5.0 J	< 5.0	< 5.0	< 5.0	< 5.0	< 5.0	NA	NA	NA	NA	NA	NA	NA	NA	0.91 J	0.58 J	< 5.0	< 5.0	< 5.0	< 5.0	< 5.0	< 5.0 J	NA	NA	NA	NA	NA	NA	NA	NA
Carbon Tetrachloride	µg/L	5.0	< 1.0	< 1.0	< 1.0 J	< 1.0	< 1.0	< 1.0	< 1.0	< 1.0	NA	NA	NA	NA	NA	NA	NA	NA	< 1.0	< 1.0	< 1.0	< 1.0	< 1.0	< 1.0	< 1.0	< 1.0	NA	NA	NA	NA	NA	NA	NA	NA
Trichlorofluoromethane (CFC-11)	µg/L	7,300	< 1.0	< 1.0	< 1.0 J	< 1.0	< 1.0	< 1.0	< 1.0	< 1.0	NA	NA	NA	NA	NA	NA	NA	NA	< 1.0	< 1.0	< 1.0	< 1.0	< 1.0	< 1.0	< 1.0	< 1.0	NA	NA	NA	NA	NA	NA	NA	NA
Dichlorodifluoromethane (CFC-12)	µg/L	4,800	< 1.0	< 1.0	< 1.0 J	< 1.0	< 1.0	< 1.0	< 1.0	< 1.0	NA	NA	NA	NA	NA	NA	NA	NA	< 1.0	< 1.0	< 1.0	< 1.0	< 1.0	< 1.0	< 1.0	< 1.0	NA	NA	NA	NA	NA	NA	NA	NA
Chlorobenzene	µg/L	100	< 1.0	< 1.0	< 1.0 J	< 1.0	< 1.0	< 1.0	< 1.0	< 1.0	NA	NA	NA	NA	NA	NA	NA	NA	< 1.0	< 1.0	< 1.0	< 1.0	< 1.0	< 1.0	< 1.0	< 1.0	NA	NA	NA	NA	NA	NA	NA	NA
Chlorodibromomethane	µg/L	80	< 1.0	< 1.0	< 1.0 J	< 1.0	< 1.0	< 1.0	< 1.0	< 1.0	NA	NA	NA	NA	NA	NA	NA	NA	< 1.0	< 1.0	< 1.0	< 1.0	< 1.0	< 1.0	< 1.0	< 1.0 J	NA	NA	NA	NA	NA	NA	NA	NA
Chloroethane	µg/L	1,700	< 1.0	< 1.0	< 1.0 J	< 1.0	< 1.0	< 1.0	< 1.0	< 1.0	NA	NA	NA	NA	NA	NA	NA	NA	< 1.0	< 1.0	< 1.0	< 1.0	< 1.0	< 1.0	< 1.0	< 1.0 J	NA	NA	NA	NA	NA	NA	NA	NA
Chloroform	µg/L	80	< 1.0	< 1.0	< 1.0 J	< 1.0	< 1.0	< 1.0	< 1.0	< 1.0	NA	NA	NA	NA	NA	NA	NA	NA	< 1.0	< 1.0	< 1.0	< 1.0	< 1.0	< 1.0	< 1.0	< 1.0	NA	NA	NA	NA	NA	NA	NA	NA
Chloromethane	µg/L	1,100	< 1.0	< 1.0	< 1.0 J	< 1.0	< 1.0	< 1.0	< 1.0	< 1.0	NA	NA	NA	NA	NA	NA	NA	NA	< 1.0	< 1.0	< 1.0	< 1.0	< 1.0	< 1.0	< 1.0	< 1.0	NA	NA	NA	NA	NA	NA	NA	NA
cis-1,2-Dichloroethene	µg/L	70	< 1.0	< 1.0	< 1.0 J	< 1.0	< 1.0	< 1.0	< 1.0	< 1.0	< 1.0	< 1.0	< 1.0	< 1.0	< 1.0	< 1.0 UB	0.35 J	< 1.0	< 1.0	< 1.0	< 1.0	< 1.0	< 1.0	< 1.0	< 1.0	< 1.0	< 1.0	< 1.0	< 1.0	< 1.0	< 1.0	< 1.0	0.42 J	< 1.0
cis-1,3-Dichloropropene	µg/L	NS	< 1.0	< 1.0	< 1.0 J	< 1.0	< 1.0	< 1.0	< 1.0	< 1.0	NA	NA	NA	NA	NA	NA	NA	NA	< 1.0	< 1.0	< 1.0	< 1.0	< 1.0	< 1.0	< 1.0	< 1.0	NA	NA	NA	NA	NA	NA	NA	NA
Cyclohexane	µg/L	NS	< 1.0	< 1.0	< 1.0 J	< 1.0	< 1.0	< 1.0	< 1.0	< 1.0	NA	NA	NA	NA	NA	NA	NA	NA	0.48 J	< 1.0	< 1.0	< 1.0	< 1.0	< 1.0	< 1.0	< 1.0	NA	NA	NA	NA	NA	NA	NA	NA
Dichloromethane	µg/L	5.0	< 5.0	< 5.0	< 5.0 J	< 5.0	< 5.0	< 5.0	< 5.0	< 5.0	NA	NA	NA	NA	NA	NA	NA	NA	< 5.0	< 5.0	< 5.0	< 5.0	< 5.0	< 5.0	< 5.0	< 5.0	NA	NA	NA	NA	NA	NA	NA	NA
Diethyl ether	µg/L	10	< 2.0	< 2.0	< 2.0 J	< 2.0	< 2.0	< 2.0	< 2.0	< 2.0	NA	NA	NA	NA	NA	NA	NA	NA	< 2.0	< 2.0	< 2.0	< 2.0	< 2.0	< 2.0	< 2.0	< 2.0 J	NA	NA	NA	NA	NA	NA	NA	NA
Ethylbenzene	µg/L	74	< 1.0	< 1.0	< 1.0 J	< 1.0	< 1.0	< 1.0	< 1.0	< 1.0	NA	NA	NA	NA	NA	NA	NA	NA	< 1.0	0.50 J	< 1.0	< 1.0	< 1.0	0.12 J	< 1.0	< 1.0	NA	NA	NA	NA	NA	NA	NA	NA
Isopropylbenzene	µg/L	2,300	< 1.0	< 1.0	< 1.0 J	< 1.0	< 1.0	< 1.0	< 1.0	< 1.0	NA	NA	NA	NA	NA	NA	NA	NA	< 1.0	< 1.0	< 1.0	< 1.0	< 1.0	< 1.0	< 1.0	< 1.0	NA	NA	NA	NA	NA	NA	NA	NA
Methyl Acetate	µg/L	NS	< 10	< 10	< 10 J	< 10	< 10	< 10	< 10	< 10	NA	NA	NA	NA	NA	NA	NA	NA	< 10	< 10	< 10	< 10	< 10	< 10	< 10	< 10 J	NA	NA	NA	NA	NA	NA	NA	NA
Methyl N-Butyl Ketone (2-Hexanone)	µg/L	2,900	< 10	< 10	< 10 J	< 10	< 10	< 10	< 10	< 10	NA	NA	NA	NA	NA	NA	NA	NA	< 10	< 10	< 10	< 10	< 10	< 10	< 10	< 10 J	NA	NA	NA	NA	NA	NA	NA	NA
Methylcyclohexane	µg/L	NS	< 1.0	< 1.0	< 1.0 J	< 1.0	< 1.0	< 1.0	< 1.0	< 1.0	NA	NA	NA	NA	NA	NA	NA	NA	< 1.0	< 1.0	< 1.0	< 1.0	< 1.0 UB	< 1.0	< 1.0	< 1.0	NA	NA	NA	NA	NA	NA	NA	NA

See Notes on Last Page.

NA

Table 2
On-Site Groundwater Analytical Results
Ford Livonia Transmission Plant
36200 Plymouth Road
Livonia, Michigan

Location:		EGLE Non-Residential Drinking Water Criteria	MW-15-60D																MW-15-61D																	
Screen Interval (ft. bgs):			93-98																88-93																	
Date:	Unit		4/26/2017	8/1/2017	11/15/2017	2/6/2018	5/11/2018	8/7/2018	10/29/2018	3/5/2019	6/13/2019	9/27/2019	11/22/2019	2/21/2020	8/21/2020	11/17/2020	2/26/2021	5/17/2021	4/26/2017	8/1/2017	11/15/2017	2/6/2018	5/15/2018	8/7/2018	11/1/2018	3/2/2019	6/15/2019	9/28/2019	11/23/2019	2/8/2020	8/15/2020	11/14/2020	2/13/2021	5/15/2021
Methyl-tert-butyl ether	µg/L	40	< 1.0	< 1.0	< 1.0 J	< 1.0	< 1.0	< 1.0	< 1.0	< 1.0	NA	NA	NA	NA	NA	NA	NA	NA	0.27 J	< 1.0	< 1.0	< 1.0	< 1.0	< 1.0	< 1.0	< 1.0 J	NA	NA	NA	NA	NA	NA	NA	NA	NA	NA
Naphthalene	µg/L	1,500	NA	NA	NA	NA	NA	NA	NA	NA	NA	NA	NA	NA	NA	NA	NA	NA	NA	NA	NA	NA	NA	NA	NA	NA	NA	NA	NA	NA	NA	NA	NA	NA	NA	NA
Styrene (Monomer)	µg/L	100	< 1.0	< 1.0	< 1.0 J	< 1.0	< 1.0	< 1.0	< 1.0	< 1.0	NA	NA	NA	NA	NA	NA	NA	NA	< 1.0	< 1.0	< 1.0	< 1.0	< 1.0	< 1.0	< 1.0	< 1.0	NA	NA	NA	NA	NA	NA	NA	NA	NA	NA
Tetrachloroethene	µg/L	5.0	< 1.0	< 1.0	< 1.0 J	< 1.0	< 1.0	< 1.0	< 1.0	< 1.0	< 1.0	< 1.0	< 1.0	< 1.0	< 1.0	< 1.0	< 1.0	< 1.0	< 1.0	< 1.0	< 1.0	< 1.0	< 1.0	< 1.0	< 1.0	< 1.0	< 1.0	< 1.0	< 1.0	< 1.0	< 1.0	< 1.0	< 1.0	< 1.0	< 1.0
Toluene	µg/L	790	< 1.0	0.33 J	< 1.0 J	< 1.0	< 1.0	< 1.0	< 1.0	< 1.0	NA	NA	NA	NA	NA	NA	NA	NA	< 1.0	0.28 J	< 1.0	< 1.0	< 1.0	< 1.0	< 1.0	< 1.0	NA	NA	NA	NA	NA	NA	NA	NA	NA	NA
Total Xylenes	µg/L	280	< 2.0	< 2.0	< 2.0 J	< 2.0	< 2.0	< 2.0	< 2.0	< 2.0	NA	NA	NA	NA	NA	NA	NA	NA	< 2.0	< 2.0	< 2.0	< 2.0	< 2.0	< 2.0	< 2.0	< 2.0	NA	NA	NA	NA	NA	NA	NA	NA	NA	NA
trans-1,2-Dichloroethene	µg/L	100	< 1.0	< 1.0	< 1.0 J	< 1.0	< 1.0	< 1.0	< 1.0	< 1.0	< 1.0	< 1.0	< 1.0	< 1.0	< 1.0	< 1.0	< 1.0	< 1.0	< 1.0	< 1.0	< 1.0	< 1.0	< 1.0	< 1.0	< 1.0	< 1.0	< 1.0	< 1.0	< 1.0	< 1.0	< 1.0	< 1.0	< 1.0	< 1.0	< 1.0
trans-1,3-Dichloropropene	µg/L	NS	< 1.0	< 1.0	< 1.0 J	< 1.0	< 1.0	< 1.0	< 1.0	< 1.0	NA	NA	NA	NA	NA	NA	NA	NA	< 1.0	< 1.0	< 1.0	< 1.0	< 1.0	< 1.0	< 1.0	< 1.0	NA	NA	NA	NA	NA	NA	NA	NA	NA	NA
Trichloroethene	µg/L	5.0	< 1.0	< 1.0	< 1.0 J	< 1.0	< 1.0	< 1.0	< 1.0	< 1.0	< 1.0	< 1.0	< 1.0	< 1.0	< 1.0	< 1.0	< 1.0	< 1.0	< 1.0	< 1.0	< 1.0	< 1.0	< 1.0	< 1.0	< 1.0	< 1.0	< 1.0	< 1.0	< 1.0	< 1.0	< 1.0	< 1.0	< 1.0	< 1.0	< 1.0
Vinyl chloride	µg/L	2.0	< 1.0	< 1.0	< 1.0 J	< 1.0	< 1.0	< 1.0	< 1.0	< 1.0 UB	< 1.0	< 1.0	< 1.0	< 1.0	< 1.0	< 1.0	< 1.0	< 1.0	< 1.0	< 1.0	< 1.0	< 1.0	< 1.0	< 1.0	< 1.0	< 1.0	< 1.0	< 1.0	< 1.0	< 1.0	< 1.0	< 1.0	< 1.0	< 1.0	< 1.0
Gases																																				
Ethane	µg/L	NS	NA	NA	NA	NA	NA	NA	NA	NA	NA	NA	NA	NA	NA	NA	NA	NA	NA	NA	NA	NA	NA	NA	NA	NA	NA	NA	NA	NA	NA	NA	NA	NA	NA	NA
Ethene	µg/L	NS	NA	NA	NA	NA	NA	NA	NA	NA	NA	NA	NA	NA	NA	NA	NA	NA	NA	NA	NA	NA	NA	NA	NA	NA	NA	NA	NA	NA	NA	NA	NA	NA	NA	NA
Methane	µg/L	NS	NA	NA	NA	NA	NA	NA	NA	NA	NA	NA	NA	NA	NA	NA	NA	NA	NA	NA	NA	NA	NA	NA	NA	NA	NA	NA	NA	NA	NA	NA	NA	NA	NA	NA
Other																																				
Carbon	mg/L	NS	NA	NA	NA	NA	NA	NA	NA	NA	NA	NA	NA	NA	NA	NA	NA	NA	NA	NA	NA	NA	NA	NA	NA	NA	NA	NA	NA	NA	NA	NA	NA	NA	NA	NA
Nitrate-N	mg/L	10	NA	NA	NA	NA	NA	NA	NA	NA	NA	NA	NA	NA	NA	NA	NA	NA	NA	NA	NA	NA	NA	NA	NA	NA	NA	NA	NA	NA	NA	NA	NA	NA	NA	NA
Sulfate	mg/L	250	NA	NA	NA	NA	NA	NA	NA	NA	NA	NA	NA	NA	NA	NA	NA	NA	NA	NA	NA	NA	NA	NA	NA	NA	NA	NA	NA	NA	NA	NA	NA	NA	NA	NA
Total Organic Carbon	mg/L	NS	NA	NA	NA	NA	NA	NA	NA	NA	NA	NA	NA	NA	NA	NA	NA	NA	NA	NA	NA	NA	NA	NA	NA	NA	NA	NA	NA	NA	NA	NA	NA	NA	NA	NA
Metals																																				
Iron, Dissolved	µg/L	300	NA	NA	NA	NA	NA	NA	NA	NA	NA	NA	NA	NA	NA	NA	NA	NA	NA	NA	NA	NA	NA	NA	NA	NA	NA	NA	NA	NA	NA	NA	NA	NA	NA	NA
Iron	µg/L	300	NA	NA	NA	NA	NA	NA	NA	NA	NA	NA	NA	NA	NA	NA	NA	NA	NA	NA	NA	NA	NA	NA	NA	NA	NA	NA	NA	NA	NA	NA	NA	NA	NA	NA
Manganese, Dissolved	µg/L	50	NA	NA	NA	NA	NA	NA	NA	NA	NA	NA	NA	NA	NA	NA	NA	NA	NA	NA	NA	NA	NA	NA	NA	NA	NA	NA	NA	NA	NA	NA	NA	NA	NA	NA
Manganese	µg/L	50	NA	NA	NA	NA	NA	NA	NA	NA	NA	NA	NA	NA	NA	NA	NA	NA	NA	NA	NA	NA	NA	NA	NA	NA	NA	NA	NA	NA	NA	NA	NA	NA	NA	NA

See Notes on Last Page.

Table 2
On-Site Groundwater Analytical Results
Ford Livonia Transmission Plant
36200 Plymouth Road
Livonia, Michigan

Location:		EGLE Non-Residential Drinking Water Criteria	MW-18																MW-19												
Screen Interval (ft. bgs):			13-18																15-20												
Date:	Unit		4/21/2017	7/28/2017	11/10/2017	2/14/2018	5/8/2018	8/7/2018	10/29/2018	2/26/2019	6/10/2019	9/25/2019	11/12/2019	2/10/2020	8/24/2020	11/11/2020	2/19/2021	5/10/2021	11/14/2017	2/14/2018	5/14/2018	8/10/2018	10/26/2018	2/28/2019	6/12/2019	9/24/2019	11/20/2019	2/20/2020	8/18/2020	11/13/2020	2/9/2021	5/20/2021
Semi-volatile Organic Compounds (SVOCs)																															
1,4-Dioxane	µg/L	350	< 2.0	< 2.0	< 2.0	< 2.0	< 2.0	< 2.0	< 2.0	< 2.0	< 2.0	< 2.0	< 2.0	< 2.0	< 2.0	< 2.0	< 2.0	< 2.0	120	130	140	130	150	170	190	350	290	**540**	**580**	**610**	**590**	**540**
Volatile Organic Compounds (VOCs)																															
1,1,1-Trichloroethane	µg/L	200	< 1.0	< 1.0	< 1.0	< 1.0	< 1.0	< 1.0	< 1.0	< 1.0	NA	NA	NA	NA	NA	NA	NA	NA	< 1.0	< 1.0	< 1.0	< 1.0	< 1.0	< 1.0	NA	NA	NA	NA	NA	NA	NA	NA
1,1,2,2-Tetrachloroethane	µg/L	35	< 1.0	< 1.0	< 1.0	< 1.0	< 1.0	< 1.0	< 1.0	< 1.0 J	NA	NA	NA	NA	NA	NA	NA	NA	< 1.0	< 1.0	< 1.0	< 1.0	< 1.0	< 1.0	NA	NA	NA	NA	NA	NA	NA	NA
1,1,2-trichloro-1,2,2-trifluoroethane	µg/L	170,000	< 1.0	< 1.0	< 1.0	< 1.0	< 1.0	< 1.0	< 1.0	< 1.0	NA	NA	NA	NA	NA	NA	NA	NA	< 1.0	< 1.0	< 1.0	< 1.0	< 1.0	< 1.0	NA	NA	NA	NA	NA	NA	NA	NA
1,1,2-Trichloroethane	µg/L	5.0	< 1.0	< 1.0	< 1.0	< 1.0	< 1.0	< 1.0	< 1.0	< 1.0	NA	NA	NA	NA	NA	NA	NA	NA	< 1.0	< 1.0	< 1.0	< 1.0	< 1.0	< 1.0	NA	NA	NA	NA	NA	NA	NA	NA
1,1-Dichloroethane	µg/L	2,500	< 1.0	< 1.0	< 1.0	< 1.0	< 1.0	< 1.0	< 1.0	< 1.0	NA	NA	NA	NA	NA	NA	NA	NA	6.3	4.8	3.6	4.7	6.6	5.8	NA	NA	NA	NA	NA	NA	NA	NA
1,1-Dichloroethene	µg/L	7.0	< 1.0	< 1.0	< 1.0	< 1.0	< 1.0	< 1.0	< 1.0	< 1.0	< 1.0	< 1.0	< 1.0	< 1.0	< 1.0	< 1.0	< 1.0	< 1.0	< 1.0	< 1.0	< 1.0	< 1.0	< 1.0	< 1.0	< 1.0	< 1.0	< 1.0	< 1.0	< 1.0	< 1.0	< 1.0	< 1.0
1,2,3-Trimethylbenzene	µg/L	NS	< 5.0	< 5.0	< 5.0	< 5.0	< 5.0	< 5.0	< 5.0	< 5.0	NA	NA	NA	NA	NA	NA	NA	NA	< 5.0	< 5.0	NA	< 5.0	< 5.0	< 5.0	NA	NA	NA	NA	NA	NA	NA	NA
1,2,4-Trichlorobenzene	µg/L	70	< 1.0	< 1.0	< 1.0	< 1.0	< 1.0	< 1.0	< 1.0	< 1.0	NA	NA	NA	NA	NA	NA	NA	NA	< 1.0	< 1.0	< 1.0	0.26 J	< 1.0	< 1.0	NA	NA	NA	NA	NA	NA	NA	NA
1,2,4-Trimethylbenzene	µg/L	63	< 1.0	< 1.0	< 1.0	< 1.0	< 1.0	< 1.0	< 1.0	< 1.0	NA	NA	NA	NA	NA	NA	NA	NA	< 1.0	< 1.0	< 1.0	< 1.0	< 1.0	< 1.0	NA	NA	NA	NA	NA	NA	NA	NA
1,2-Dibromo-3-chloropropane	µg/L	0.2	< 1.0	< 1.0	< 1.0	< 1.0	< 1.0	< 1.0	< 1.0	< 1.0 J	NA	NA	NA	NA	NA	NA	NA	NA	< 1.0	< 1.0	< 1.0	< 1.0	< 1.0	< 1.0 J	NA	NA	NA	NA	NA	NA	NA	NA
1,2-Dibromoethane	µg/L	0.05	< 1.0	< 1.0	< 1.0	< 1.0	< 1.0	< 1.0	< 1.0	< 1.0	NA	NA	NA	NA	NA	NA	NA	NA	< 1.0	< 1.0	< 1.0	< 1.0	< 1.0	< 1.0	NA	NA	NA	NA	NA	NA	NA	NA
1,2-Dichlorobenzene	µg/L	600	< 1.0	< 1.0	< 1.0	< 1.0	< 1.0	< 1.0	< 1.0	< 1.0	NA	NA	NA	NA	NA	NA	NA	NA	< 1.0	< 1.0	< 1.0	< 1.0	< 1.0	< 1.0	NA	NA	NA	NA	NA	NA	NA	NA
1,2-Dichloroethane	µg/L	5.0	< 1.0	< 1.0	< 1.0	< 1.0	< 1.0	< 1.0	< 1.0	< 1.0	NA	NA	NA	NA	NA	NA	NA	NA	0.49 J	0.52 J	0.36 J	0.48 J	0.47 J	0.47 J	NA	NA	NA	NA	NA	NA	NA	NA
1,2-Dichloropropane	µg/L	5.0	< 1.0	< 1.0	< 1.0	< 1.0	< 1.0	< 1.0	< 1.0	< 1.0	NA	NA	NA	NA	NA	NA	NA	NA	< 1.0	< 1.0	< 1.0	< 1.0	< 1.0	< 1.0	NA	NA	NA	NA	NA	NA	NA	NA
1,3,5-Trimethylbenzene	µg/L	72	< 1.0	< 1.0	< 1.0	< 1.0	< 1.0	< 1.0	< 1.0	< 1.0	NA	NA	NA	NA	NA	NA	NA	NA	< 1.0	< 1.0	< 1.0	< 1.0	< 1.0	< 1.0	NA	NA	NA	NA	NA	NA	NA	NA
1,3-Dichlorobenzene	µg/L	19	< 1.0	< 1.0	< 1.0	< 1.0	< 1.0	< 1.0	0.24 J	< 1.0	NA	NA	NA	NA	NA	NA	NA	NA	< 1.0	< 1.0	< 1.0	< 1.0	0.34 J	< 1.0	NA	NA	NA	NA	NA	NA	NA	NA
1,4-Dichlorobenzene	µg/L	75	< 1.0	< 1.0	< 1.0	< 1.0	< 1.0	< 1.0	< 1.0	< 1.0	NA	NA	NA	NA	NA	NA	NA	NA	< 1.0	< 1.0	< 1.0	< 1.0	< 1.0	< 1.0	NA	NA	NA	NA	NA	NA	NA	NA
2-Butanone (MEK)	µg/L	38,000	< 10	< 10	< 10	< 10	< 10	< 10	< 10	< 10 J	NA	NA	NA	NA	NA	NA	NA	NA	< 10	< 10	< 10	1.3 J	< 10	< 10	NA	NA	NA	NA	NA	NA	NA	NA
2-Methylnaphthalene	µg/L	750	NA	NA	NA	NA	NA	NA	NA	NA	NA	NA	NA	NA	NA	NA	NA	NA	NA	NA	NA	NA	NA	NA	NA	NA	NA	NA	NA	< 5.0	NA	NA
4-Methyl-2-Pentanone (MIBK)	µg/L	5,200	< 10	< 10	< 10	< 10	< 10	< 10	< 10	< 10 J	NA	NA	NA	NA	NA	NA	NA	NA	< 10	< 10	< 10	0.87 J	< 10	< 10	NA	NA	NA	NA	NA	NA	NA	NA
Acetone	µg/L	2,100	< 10	< 10	< 10	< 10	< 10	< 10	< 10	< 10	NA	NA	NA	NA	NA	NA	NA	NA	< 10	< 10	< 10 UB	5.6 J	< 10	< 10	NA	NA	NA	NA	NA	NA	NA	NA
Benzene	µg/L	5.0	< 1.0	< 1.0	< 1.0	< 1.0	< 1.0	< 1.0	< 1.0	< 1.0	NA	NA	NA	NA	NA	NA	NA	NA	< 1.0	< 1.0	< 1.0	< 1.0	< 1.0	< 1.0	NA	NA	NA	NA	NA	NA	NA	NA
Bromodichloromethane	µg/L	80	< 1.0	< 1.0	< 1.0	< 1.0	< 1.0	< 1.0	< 1.0	< 1.0	NA	NA	NA	NA	NA	NA	NA	NA	< 1.0	< 1.0	< 1.0	< 1.0	< 1.0	< 1.0	NA	NA	NA	NA	NA	NA	NA	NA
Bromoform	µg/L	80	< 1.0	< 1.0	< 1.0	< 1.0	< 1.0	< 1.0	< 1.0	< 1.0 J	NA	NA	NA	NA	NA	NA	NA	NA	< 1.0	< 1.0	< 1.0	< 1.0	< 1.0	< 1.0	NA	NA	NA	NA	NA	NA	NA	NA
Bromomethane	µg/L	29	< 1.0	< 1.0	< 1.0	< 1.0	< 1.0	< 1.0	< 1.0	< 1.0	NA	NA	NA	NA	NA	NA	NA	NA	< 1.0	< 1.0	< 1.0	< 1.0	< 1.0	< 1.0 J	NA	NA	NA	NA	NA	NA	NA	NA
Carbon Disulfide	µg/L	2,300	< 5.0	< 5.0	< 5.0	< 5.0	< 5.0	< 5.0	< 5.0	< 5.0	NA	NA	NA	NA	NA	NA	NA	NA	< 5.0	< 5.0	< 5.0	< 5.0	< 5.0	< 5.0	NA	NA	NA	NA	NA	NA	NA	NA
Carbon Tetrachloride	µg/L	5.0	< 1.0	< 1.0	< 1.0	< 1.0	< 1.0	< 1.0	< 1.0	< 1.0	NA	NA	NA	NA	NA	NA	NA	NA	< 1.0	< 1.0	< 1.0	< 1.0	< 1.0	< 1.0	NA	NA	NA	NA	NA	NA	NA	NA
Trichlorofluoromethane (CFC-11)	µg/L	7,300	< 1.0	< 1.0	< 1.0	< 1.0	< 1.0	< 1.0	< 1.0	< 1.0	NA	NA	NA	NA	NA	NA	NA	NA	< 1.0	< 1.0	< 1.0	< 1.0	< 1.0	< 1.0	NA	NA	NA	NA	NA	NA	NA	NA
Dichlorodifluoromethane (CFC-12)	µg/L	4,800	< 1.0	< 1.0	< 1.0	< 1.0	< 1.0	< 1.0	< 1.0	< 1.0	NA	NA	NA	NA	NA	NA	NA	NA	< 1.0	< 1.0	< 1.0	< 1.0	< 1.0	< 1.0	NA	NA	NA	NA	NA	NA	NA	NA
Chlorobenzene	µg/L	100	< 1.0	< 1.0	< 1.0	< 1.0	< 1.0	< 1.0	< 1.0	< 1.0	NA	NA	NA	NA	NA	NA	NA	NA	< 1.0	< 1.0	< 1.0	< 1.0	< 1.0	< 1.0	NA	NA	NA	NA	NA	NA	NA	NA
Chlorodibromomethane	µg/L	80	< 1.0	< 1.0	< 1.0	< 1.0	< 1.0	< 1.0	< 1.0	< 1.0	NA	NA	NA	NA	NA	NA	NA	NA	< 1.0	< 1.0	< 1.0	< 1.0	< 1.0	< 1.0	NA	NA	NA	NA	NA	NA	NA	NA
Chloroethane	µg/L	1,700	< 1.0	< 1.0	< 1.0	< 1.0	< 1.0	< 1.0	< 1.0	< 1.0	NA	NA	NA	NA	NA	NA	NA	NA	8.9	6.5	1.7	< 1.0	4.1	< 1.0 J	NA	NA	NA	NA	NA	NA	NA	NA
Chloroform	µg/L	80	< 1.0	< 1.0	< 1.0	< 1.0	< 1.0	< 1.0	< 1.0	< 1.0	NA	NA	NA	NA	NA	NA	NA	NA	< 1.0	< 1.0	< 1.0	< 1.0	< 1.0	< 1.0	NA	NA	NA	NA	NA	NA	NA	NA
Chloromethane	µg/L	1,100	< 1.0	< 1.0	< 1.0	< 1.0	< 1.0	< 1.0	< 1.0	< 1.0	NA	NA	NA	NA	NA	NA	NA	NA	< 1.0	< 1.0	< 1.0	< 1.0	< 1.0	< 1.0	NA	NA	NA	NA	NA	NA	NA	NA
cis-1,2-Dichloroethene	µg/L	70	< 1.0	< 1.0	< 1.0	< 1.0	< 1.0	< 1.0	< 1.0	< 1.0	< 1.0	< 1.0	0.45 J	< 1.0	< 1.0	< 1.0	< 1.0	< 1.0	1.1	0.94 J	0.71 J	1.0	1.6	1.3	0.65 J	0.99 J	1.1	0.73 J	0.74 J	0.63 J	0.47 J	0.49 J
cis-1,3-Dichloropropene	µg/L	NS	< 1.0	< 1.0	< 1.0	< 1.0	< 1.0	< 1.0	< 1.0	< 1.0	NA	NA	NA	NA	NA	NA	NA	NA	< 1.0	< 1.0	< 1.0	< 1.0	< 1.0	< 1.0	NA	NA	NA	NA	NA	NA	NA	NA
Cyclohexane	µg/L	NS	< 1.0	< 1.0	< 1.0	< 1.0	< 1.0	< 1.0	< 1.0	< 1.0	NA	NA	NA	NA	NA	NA	NA	NA	< 1.0	< 1.0	< 1.0	< 1.0	< 1.0	< 1.0	NA	NA	NA	NA	NA	NA	NA	NA
Dichloromethane	µg/L	5.0	< 5.0	< 5.0	< 5.0	< 5.0	< 5.0	< 5.0	< 5.0	< 5.0	NA	NA	NA	NA	NA	NA	NA	NA	< 5.0	< 5.0	< 5.0	< 5.0	< 5.0	< 5.0	NA	NA	NA	NA	NA	NA	NA	NA
Diethyl ether	µg/L	10	< 2.0	< 2.0	< 2.0	< 2.0	< 2.0	< 2.0	< 2.0	< 2.0	NA	NA	NA	NA	NA	NA	NA	NA	< 2.0	< 2.0	< 2.0	< 2.0	< 2.0	< 2.0	NA	NA	NA	NA	NA	NA	NA	NA
Ethylbenzene	µg/L	74	< 1.0	< 1.0	< 1.0	< 1.0	< 1.0	< 1.0	< 1.0	< 1.0	NA	NA	NA	NA	NA	NA	NA	NA	< 1.0	< 1.0	< 1.0	< 1.0	< 1.0	< 1.0	NA	NA	NA	NA	NA	NA	NA	NA
Isopropylbenzene	µg/L	2,300	< 1.0	< 1.0	< 1.0	< 1.0	< 1.0	< 1.0	< 1.0	< 1.0	NA	NA	NA	NA	NA	NA	NA	NA	< 1.0	< 1.0	< 1.0	< 1.0	< 1.0	< 1.0	NA	NA	NA	NA	NA	NA	NA	NA
Methyl Acetate	µg/L	NS	< 10	< 10	< 10	< 10	< 10	< 10	< 10	< 10 J	NA	NA	NA	NA	NA	NA	NA	NA	< 10	< 10	< 10	< 10	< 10	< 10	NA	NA	NA	NA	NA	NA	NA	NA
Methyl N-Butyl Ketone (2-Hexanone)	µg/L	2,900	< 10	< 10	< 10	< 10	< 10	< 10	< 10	< 10 J	NA	NA	NA	NA	NA	NA	NA	NA	< 10	< 10	< 10	1.1 J	< 10	< 10	NA	NA	NA	NA	NA	NA	NA	NA
Methylcyclohexane	µg/L	NS	< 1.0	< 1.0	< 1.0	< 1.0	< 1.0	< 1.0	< 1.0	< 1.0	NA	NA	NA	NA	NA	NA	NA	NA	< 1.0	< 1.0	< 1.0	< 1.0	< 1.0	< 1.0	NA	NA	NA	NA	NA	NA	NA	NA

See Notes on Last Page.

Table 2
On-Site Groundwater Analytical Results
Ford Livonia Transmission Plant
36200 Plymouth Road
Livonia, Michigan

Location:			MW-18																MW-19												
Screen Interval (ft. bgs):			13-18																15-20												
Date:	Unit	EGLE Non-Residential Drinking Water Criteria	4/21/2017	7/28/2017	11/10/2017	2/14/2018	5/8/2018	8/7/2018	10/29/2018	2/26/2019	6/10/2019	9/25/2019	11/12/2019	2/10/2020	8/24/2020	11/11/2020	2/19/2021	5/10/2021	11/14/2017	2/14/2018	5/14/2018	8/10/2018	10/26/2018	2/28/2019	6/12/2019	9/24/2019	11/20/2019	2/20/2020	8/18/2020	11/13/2020	2/9/2021	5/20/2021
Methyl-tert-butyl ether	µg/L	40	< 1.0	< 1.0	< 1.0	< 1.0	< 1.0	< 1.0	< 1.0	< 1.0 J	NA	NA	NA	NA	NA	NA	NA	NA	< 1.0	< 1.0	< 1.0	< 1.0	< 1.0	< 1.0	NA	NA	NA	NA	NA	NA	NA	NA
Naphthalene	µg/L	1,500	NA	NA	NA	NA	NA	NA	NA	NA	NA	NA	NA	NA	NA	NA	NA	NA	NA	NA	NA	NA	NA	NA	NA	NA	NA	NA	NA	< 1.0	NA	NA
Styrene (Monomer)	µg/L	100	< 1.0	< 1.0	< 1.0	< 1.0	< 1.0	< 1.0	< 1.0	< 1.0	NA	NA	NA	NA	NA	NA	NA	NA	< 1.0	< 1.0	< 1.0	< 1.0	< 1.0	< 1.0	NA	NA	NA	NA	NA	NA	NA	NA
Tetrachloroethene	µg/L	5.0	< 1.0	< 1.0	< 1.0	< 1.0	< 1.0	< 1.0	< 1.0	< 1.0	< 1.0	< 1.0	< 1.0	< 1.0	< 1.0	< 1.0	< 1.0	< 1.0	< 1.0	< 1.0	< 1.0	< 1.0	< 1.0	< 1.0	< 1.0	< 1.0	< 1.0	< 1.0	< 1.0	< 1.0	< 1.0	< 1.0
Toluene	µg/L	790	< 1.0	< 1.0	< 1.0	< 1.0	< 1.0	< 1.0	< 1.0	< 1.0	NA	NA	NA	NA	NA	NA	NA	NA	< 1.0	< 1.0	< 1.0	< 1.0	< 1.0	< 1.0	NA	NA	NA	NA	NA	NA	NA	NA
Total Xylenes	µg/L	280	< 2.0	< 2.0	< 2.0	< 2.0	< 2.0	< 2.0	< 2.0	< 2.0	NA	NA	NA	NA	NA	NA	NA	NA	< 2.0	< 2.0	< 2.0	< 2.0	< 2.0	< 2.0	NA	NA	NA	NA	NA	NA	NA	NA
trans-1,2-Dichloroethene	µg/L	100	< 1.0	< 1.0	< 1.0	< 1.0	< 1.0	< 1.0	< 1.0	< 1.0	< 1.0	< 1.0	< 1.0	< 1.0	< 1.0	< 1.0	< 1.0	< 1.0	< 1.0	< 1.0	< 1.0	< 1.0	< 1.0	< 1.0	< 1.0	< 1.0	< 1.0	< 1.0	< 1.0	< 1.0	< 1.0	< 1.0
trans-1,3-Dichloropropene	µg/L	NS	< 1.0	< 1.0	< 1.0	< 1.0	< 1.0	< 1.0	< 1.0	< 1.0	NA	NA	NA	NA	NA	NA	NA	NA	< 1.0	< 1.0	< 1.0	< 1.0	< 1.0	< 1.0	NA	NA	NA	NA	NA	NA	NA	NA
Trichloroethene	µg/L	5.0	< 1.0	< 1.0	< 1.0	< 1.0	< 1.0	< 1.0	< 1.0	< 1.0	< 1.0	< 1.0	< 1.0	< 1.0	< 1.0	< 1.0	< 1.0	< 1.0	1.1	1.0	0.91 J	1.0	0.97 J	0.66 J	0.60 J	0.54 J	0.70 J	0.62 J	0.84 J	0.80 J	0.85 J	0.57 J
Vinyl chloride	µg/L	2.0	< 1.0	< 1.0	< 1.0	< 1.0	< 1.0	< 1.0	< 1.0	< 1.0	< 1.0	< 1.0	< 1.0	< 1.0	< 1.0	< 1.0	< 1.0	< 1.0	1.8	1.5	1.3	< 1.0	1.6	1.9	0.73 J	1.2	1.4	1.1	1.2	1.7	0.99 J	1.1
Gases																																
Ethane	µg/L	NS	NA	NA	NA	NA	NA	NA	NA	NA	NA	NA	NA	NA	NA	NA	NA	NA	NA	NA	NA	NA	NA	NA	NA	NA	NA	NA	NA	NA	NA	NA
Ethene	µg/L	NS	NA	NA	NA	NA	NA	NA	NA	NA	NA	NA	NA	NA	NA	NA	NA	NA	NA	NA	NA	NA	NA	NA	NA	NA	NA	NA	NA	NA	NA	NA
Methane	µg/L	NS	NA	NA	NA	NA	NA	NA	NA	NA	NA	NA	NA	NA	NA	NA	NA	NA	NA	NA	NA	NA	NA	NA	NA	NA	NA	NA	NA	NA	NA	NA
Other																																
Carbon	mg/L	NS	NA	NA	NA	NA	NA	NA	NA	NA	NA	NA	NA	NA	NA	NA	NA	NA	NA	NA	NA	NA	NA	NA	NA	NA	NA	NA	NA	NA	NA	NA
Nitrate-N	mg/L	10	NA	NA	NA	NA	NA	NA	NA	NA	NA	NA	NA	NA	NA	NA	NA	NA	NA	NA	NA	NA	NA	NA	NA	NA	NA	NA	NA	NA	NA	NA
Sulfate	mg/L	250	NA	NA	NA	NA	NA	NA	NA	NA	NA	NA	NA	NA	NA	NA	NA	NA	NA	NA	NA	NA	NA	NA	NA	NA	NA	NA	NA	NA	NA	NA
Total Organic Carbon	mg/L	NS	NA	NA	NA	NA	NA	NA	NA	NA	NA	NA	NA	NA	NA	NA	NA	NA	NA	NA	NA	NA	NA	NA	NA	NA	NA	NA	NA	NA	NA	NA
Metals																																
Iron, Dissolved	µg/L	300	NA	NA	NA	NA	NA	NA	NA	NA	NA	NA	NA	NA	NA	NA	NA	NA	NA	NA	NA	NA	NA	NA	NA	NA	NA	NA	NA	NA	NA	NA
Iron	µg/L	300	NA	NA	NA	NA	NA	NA	NA	NA	NA	NA	NA	NA	NA	NA	NA	NA	NA	NA	NA	NA	NA	NA	NA	NA	NA	NA	NA	NA	NA	NA
Manganese, Dissolved	µg/L	50	NA	NA	NA	NA	NA	NA	NA	NA	NA	NA	NA	NA	NA	NA	NA	NA	NA	NA	NA	NA	NA	NA	NA	NA	NA	NA	NA	NA	NA	NA
Manganese	µg/L	50	NA	NA	NA	NA	NA	NA	NA	NA	NA	NA	NA	NA	NA	NA	NA	NA	NA	NA	NA	NA	NA	NA	NA	NA	NA	NA	NA	NA	NA	NA

See Notes on Last Page.

Table 2
On-Site Groundwater Analytical Results
Ford Livonia Transmission Plant
36200 Plymouth Road
Livonia, Michigan

Location:		EGLE Non-Residential Drinking Water Criteria	MW-20													MW-21												
Screen Interval (ft. bgs):			13.5-18.5													13.5-18.5												
Date:	Unit		7/31/2017	11/10/2017	2/12/2018	5/11/2018	8/9/2018	10/29/2018	2/26/2019	6/12/2019	9/26/2019	11/12/2019	11/10/2020	2/18/2021	5/10/2021	2/13/2018	5/15/2018	8/14/2018	10/26/2018	2/26/2019	6/13/2019	9/25/2019	11/13/2019	2/14/2020	11/11/2020	2/18/2021	5/7/2021
Semi-volatile Organic Compounds (SVOCs)																												
1,4-Dioxane	µg/L	350	< 2.0	< 2.0	< 2.0	< 2.0	< 2.0	< 2.0	< 2.0	< 2.0	< 2.0	< 2.0	< 2.0	< 2.0	< 2.0	25	5.3	6.5	14	18	6.3	58	45	33	43	29	36	
Volatile Organic Compounds (VOCs)																												
1,1,1-Trichloroethane	µg/L	200	< 1.0	< 1.0	< 1.0	< 1.0	< 1.0	< 1.0	< 1.0	NA	NA	NA	NA	NA	NA	< 1,000	< 1,000	< 1,000	< 1,700	< 2,500	NA	NA	NA	NA	NA	NA	NA	
1,1,2,2-Tetrachloroethane	µg/L	35	< 1.0	< 1.0	< 1.0	< 1.0	< 1.0	< 1.0	< 1.0 J	NA	NA	NA	NA	NA	NA	< 1,000	< 1,000	< 1,000	< 1,700	< 2,500 J	NA	NA	NA	NA	NA	NA	NA	
1,1,2-trichloro-1,2,2-trifluoroethane	µg/L	170,000	< 1.0	< 1.0	< 1.0	< 1.0	< 1.0	< 1.0	< 1.0	NA	NA	NA	NA	NA	NA	< 1,000	< 1,000	< 1,000	< 1,700	< 2,500	NA	NA	NA	NA	NA	NA	NA	
1,1,2-Trichloroethane	µg/L	5.0	< 1.0	< 1.0	< 1.0	< 1.0	< 1.0	< 1.0	< 1.0	NA	NA	NA	NA	NA	NA	< 1,000	< 1,000	< 1,000	< 1,700	< 2,500	NA	NA	NA	NA	NA	NA	NA	
1,1-Dichloroethane	µg/L	2,500	< 1.0	< 1.0	< 1.0	< 1.0	< 1.0	< 1.0	< 1.0	NA	NA	NA	NA	NA	NA	< 1,000	< 1,000	< 1,000	< 1,700	< 2,500	NA	NA	NA	NA	NA	NA	NA	
1,1-Dichloroethene	µg/L	7.0	< 1.0	< 1.0	< 1.0	< 1.0	< 1.0	< 1.0	< 1.0	< 1.0	< 1.0	< 1.0	< 1.0	< 1.0	< 1.0	< 1,000	< 1,000	< 1,000	< 1,700	< 2,500	< 710	< 500	**65 J**	< 500	< 500	< 500	< 100	
1,2,3-Trimethylbenzene	µg/L	NS	< 5.0	< 5.0	< 5.0	< 5.0	< 5.0	< 5.0	< 5.0	NA	NA	NA	NA	NA	NA	< 5,000	< 5,000	< 5,000	< 8,300	< 13,000	NA	NA	NA	NA	NA	NA	NA	
1,2,4-Trichlorobenzene	µg/L	70	< 1.0	< 1.0	< 1.0	< 1.0	< 1.0	< 1.0	< 1.0	NA	NA	NA	NA	NA	NA	< 1,000	< 1,000	< 1,000	< 1,700	< 2,500	NA	NA	NA	NA	NA	NA	NA	
1,2,4-Trimethylbenzene	µg/L	63	< 1.0	< 1.0	< 1.0	< 1.0	< 1.0	< 1.0	< 1.0	NA	NA	NA	NA	NA	NA	< 1,000	< 1,000	< 1,000	< 1,700	< 2,500	NA	NA	NA	NA	NA	NA	NA	
1,2-Dibromo-3-chloropropane	µg/L	0.2	< 1.0	< 1.0	< 1.0	< 1.0	< 1.0	< 1.0	< 1.0 J	NA	NA	NA	NA	NA	NA	< 1,000	< 1,000	< 1,000	< 1,700	< 2,500 J	NA	NA	NA	NA	NA	NA	NA	
1,2-Dibromoethane	µg/L	0.05	< 1.0	< 1.0	< 1.0	< 1.0	< 1.0	< 1.0	< 1.0	NA	NA	NA	NA	NA	NA	< 1,000	< 1,000	< 1,000	< 1,700	< 2,500	NA	NA	NA	NA	NA	NA	NA	
1,2-Dichlorobenzene	µg/L	600	< 1.0	< 1.0	< 1.0	< 1.0	< 1.0	< 1.0	< 1.0	NA	NA	NA	NA	NA	NA	< 1,000	< 1,000	< 1,000	< 1,700	< 2,500	NA	NA	NA	NA	NA	NA	NA	
1,2-Dichloroethane	µg/L	5.0	< 1.0	< 1.0	< 1.0	< 1.0	< 1.0	< 1.0	< 1.0	NA	NA	NA	NA	NA	NA	< 1,000	< 1,000	< 1,000	< 1,700	< 2,500	NA	NA	NA	NA	NA	NA	NA	
1,2-Dichloropropane	µg/L	5.0	< 1.0	< 1.0	< 1.0	< 1.0	< 1.0	< 1.0	< 1.0	NA	NA	NA	NA	NA	NA	< 1,000	< 1,000	< 1,000	< 1,700	< 2,500	NA	NA	NA	NA	NA	NA	NA	
1,3,5-Trimethylbenzene	µg/L	72	< 1.0	< 1.0	< 1.0	< 1.0	< 1.0	< 1.0	< 1.0	NA	NA	NA	NA	NA	NA	< 1,000	< 1,000	< 1,000	< 1,700	< 2,500	NA	NA	NA	NA	NA	NA	NA	
1,3-Dichlorobenzene	µg/L	19	< 1.0	< 1.0	< 1.0	< 1.0	< 1.0	0.17 J	< 1.0	NA	NA	NA	NA	NA	NA	< 1,000	< 1,000	< 1,000	< 1,700	< 2,500	NA	NA	NA	NA	NA	NA	NA	
1,4-Dichlorobenzene	µg/L	75	< 1.0	< 1.0	< 1.0	< 1.0	< 1.0	< 1.0	< 1.0	NA	NA	NA	NA	NA	NA	< 1,000	< 1,000	< 1,000	< 1,700	< 2,500	NA	NA	NA	NA	NA	NA	NA	
2-Butanone (MEK)	µg/L	38,000	< 10	< 10	< 10	1.4 J	< 10	< 10	< 10 J	NA	NA	NA	NA	NA	NA	< 10,000	< 10,000	1,500 J	< 17,000	< 25,000 J	NA	NA	NA	NA	NA	NA	NA	
2-Methylnaphthalene	µg/L	750	NA	NA	NA	NA	NA	NA	NA	NA	NA	NA	NA	NA	NA	NA	NA	NA	NA	NA	NA	NA	NA	NA	NA	NA	NA	
4-Methyl-2-Pentanone (MIBK)	µg/L	5,200	< 10	< 10	0.81 J	2.0 J	0.63 J	< 10	0.52 J	NA	NA	NA	NA	NA	NA	< 10,000	< 10,000	830 J	< 17,000	< 25,000 J	NA	NA	NA	NA	NA	NA	NA	
Acetone	µg/L	2,100	< 10	< 10	< 10 UB	< 10 UB	6.9 J	< 10	< 10	NA	NA	NA	NA	NA	NA	< 10,000	2,100 J	< 10,000	< 17,000	< 25,000	NA	NA	NA	NA	NA	NA	NA	
Benzene	µg/L	5.0	< 1.0	< 1.0	< 1.0	< 1.0	< 1.0	< 1.0	< 1.0	NA	NA	NA	NA	NA	NA	< 1,000	< 1,000	< 1,000	< 1,700	< 2,500	NA	NA	NA	NA	NA	NA	NA	
Bromodichloromethane	µg/L	80	< 1.0	< 1.0	< 1.0	< 1.0	< 1.0	< 1.0	< 1.0	NA	NA	NA	NA	NA	NA	< 1,000	< 1,000	< 1,000	< 1,700	< 2,500	NA	NA	NA	NA	NA	NA	NA	
Bromoform	µg/L	80	< 1.0	< 1.0	< 1.0	< 1.0	< 1.0	< 1.0	< 1.0 J	NA	NA	NA	NA	NA	NA	< 1,000	< 1,000	< 1,000	< 1,700	< 2,500 J	NA	NA	NA	NA	NA	NA	NA	
Bromomethane	µg/L	29	< 1.0	< 1.0	< 1.0	< 1.0	< 1.0	< 1.0	< 1.0	NA	NA	NA	NA	NA	NA	< 1,000	< 1,000	< 1,000	< 1,700	< 2,500	NA	NA	NA	NA	NA	NA	NA	
Carbon Disulfide	µg/L	2,300	< 5.0	< 5.0	< 5.0	< 5.0	< 5.0	< 5.0	< 5.0	NA	NA	NA	NA	NA	NA	< 5,000	< 5,000	< 5,000	< 8,300	< 13,000	NA	NA	NA	NA	NA	NA	NA	
Carbon Tetrachloride	µg/L	5.0	< 1.0	< 1.0	< 1.0	< 1.0	< 1.0	< 1.0	< 1.0	NA	NA	NA	NA	NA	NA	< 1,000	< 1,000	< 1,000	< 1,700	< 2,500	NA	NA	NA	NA	NA	NA	NA	
Trichlorofluoromethane (CFC-11)	µg/L	7,300	< 1.0	< 1.0	< 1.0	< 1.0	< 1.0	< 1.0	< 1.0	NA	NA	NA	NA	NA	NA	< 1,000	< 1,000	< 1,000	< 1,700	< 2,500	NA	NA	NA	NA	NA	NA	NA	
Dichlorodifluoromethane (CFC-12)	µg/L	4,800	< 1.0	< 1.0	< 1.0	< 1.0	< 1.0	< 1.0	< 1.0	NA	NA	NA	NA	NA	NA	< 1,000	< 1,000	< 1,000	< 1,700	< 2,500	NA	NA	NA	NA	NA	NA	NA	
Chlorobenzene	µg/L	100	< 1.0	< 1.0	< 1.0	< 1.0	< 1.0	< 1.0	< 1.0	NA	NA	NA	NA	NA	NA	< 1,000	< 1,000	< 1,000	< 1,700	< 2,500	NA	NA	NA	NA	NA	NA	NA	
Chlorodibromomethane	µg/L	80	< 1.0	< 1.0	< 1.0	< 1.0	< 1.0	< 1.0	< 1.0	NA	NA	NA	NA	NA	NA	< 1,000	< 1,000	< 1,000	< 1,700	< 2,500	NA	NA	NA	NA	NA	NA	NA	
Chloroethane	µg/L	1,700	< 1.0	< 1.0	< 1.0	< 1.0	< 1.0	< 1.0	< 1.0	NA	NA	NA	NA	NA	NA	< 1,000	< 1,000	< 1,000	< 1,700	< 2,500	NA	NA	NA	NA	NA	NA	NA	
Chloroform	µg/L	80	< 1.0	< 1.0	< 1.0	< 1.0	< 1.0	< 1.0	< 1.0	NA	NA	NA	NA	NA	NA	< 1,000	< 1,000	< 1,000	< 1,700	< 2,500	NA	NA	NA	NA	NA	NA	NA	
Chloromethane	µg/L	1,100	< 1.0	< 1.0	< 1.0	< 1.0	< 1.0	< 1.0	< 1.0	NA	NA	NA	NA	NA	NA	< 1,000	< 1,000	< 1,000	< 1,700	< 2,500	NA	NA	NA	NA	NA	NA	NA	
cis-1,2-Dichloroethene	µg/L	70	< 1.0	< 1.0	< 1.0	< 1.0	< 1.0	< 1.0	< 1.0	< 1.0	< 1.0	< 1.0	< 1.0	< 1.0	< 1.0	**20,000**	**18,000**	**26,000**	**40,000**	**25,000**	**13,000 J**	**15,000**	**23,000**	**6,500**	**19,000**	**11,000**	**2,900**	
cis-1,3-Dichloropropene	µg/L	NS	< 1.0	< 1.0	< 1.0	< 1.0	< 1.0	< 1.0	< 1.0	NA	NA	NA	NA	NA	NA	< 1,000	< 1,000	< 1,000	< 1,700	< 2,500	NA	NA	NA	NA	NA	NA	NA	
Cyclohexane	µg/L	NS	< 1.0	< 1.0	< 1.0	< 1.0	< 1.0	< 1.0	< 1.0	NA	NA	NA	NA	NA	NA	< 1,000	< 1,000	< 1,000	< 1,700	< 2,500	NA	NA	NA	NA	NA	NA	NA	
Dichloromethane	µg/L	5.0	< 5.0	< 5.0	< 5.0	< 5.0	< 5.0	< 5.0	< 5.0	NA	NA	NA	NA	NA	NA	< 5,000	**560 J**	< 5,000	< 8,300	< 13,000	NA	NA	NA	NA	NA	NA	NA	
Diethyl ether	µg/L	10	< 2.0	< 2.0	< 2.0	< 2.0	< 2.0	< 2.0	< 2.0	NA	NA	NA	NA	NA	NA	< 2,000	< 2,000	< 2,000	< 3,300	< 5,000	NA	NA	NA	NA	NA	NA	NA	
Ethylbenzene	µg/L	74	< 1.0	< 1.0	< 1.0	< 1.0	< 1.0	< 1.0	< 1.0	NA	NA	NA	NA	NA	NA	< 1,000	< 1,000	< 1,000	< 1,700	< 2,500	NA	NA	NA	NA	NA	NA	NA	
Isopropylbenzene	µg/L	2,300	< 1.0	< 1.0	< 1.0	< 1.0	< 1.0	< 1.0	< 1.0	NA	NA	NA	NA	NA	NA	< 1,000	< 1,000	< 1,000	< 1,700	< 2,500	NA	NA	NA	NA	NA	NA	NA	
Methyl Acetate	µg/L	NS	< 10	< 10	< 10	< 10	< 10	< 10	< 10 J	NA	NA	NA	NA	NA	NA	< 10,000 J	< 10,000	< 10,000	< 17,000	< 25,000 J	NA	NA	NA	NA	NA	NA	NA	
Methyl N-Butyl Ketone (2-Hexanone)	µg/L	2,900	< 10	< 10	< 10	< 10	< 10	< 10	< 10 J	NA	NA	NA	NA	NA	NA	< 10,000	< 10,000	910 J	< 17,000	< 25,000 J	NA	NA	NA	NA	NA	NA	NA	
Methylcyclohexane	µg/L	NS	< 1.0	< 1.0	< 1.0	< 1.0	< 1.0	< 1.0	< 1.0	NA	NA	NA	NA	NA	NA	< 1,000	< 1,000	< 1,000	< 1,700	< 2,500	NA	NA	NA	NA	NA	NA	NA	

See Notes on Last Page.

Table 2
On-Site Groundwater Analytical Results
Ford Livonia Transmission Plant
36200 Plymouth Road
Livonia, Michigan

Location:		EGLE Non-Residential Drinking Water Criteria	MW-20													MW-21												
Screen Interval (ft. bgs):			13.5-18.5													13.5-18.5												
Date:	Unit		7/31/2017	11/10/2017	2/12/2018	5/11/2018	8/9/2018	10/29/2018	2/26/2019	6/12/2019	9/26/2019	11/12/2019	11/10/2020	2/18/2021	5/10/2021	2/13/2018	5/15/2018	8/14/2018	10/26/2018	2/26/2019	6/13/2019	9/25/2019	11/13/2019	2/14/2020	11/11/2020	2/18/2021	5/7/2021
Methyl-tert-butyl ether	µg/L	40	< 1.0	< 1.0	< 1.0	< 1.0	< 1.0	< 1.0	< 1.0 J	NA	NA	NA	NA	NA	NA	< 1,000	< 1,000 J	< 1,000	< 1,700	< 2,500 J	NA	NA	NA	NA	NA	NA	NA
Naphthalene	µg/L	1,500	NA	NA	NA	NA	NA	NA	NA	NA	NA	NA	NA	NA	NA	NA	NA	NA	NA	NA	NA	NA	NA	NA	NA	NA	NA	NA
Styrene (Monomer)	µg/L	100	< 1.0	< 1.0	< 1.0	< 1.0	< 1.0	< 1.0	< 1.0	NA	NA	NA	NA	NA	NA	< 1,000	< 1,000	< 1,000	< 1,700	< 2,500	NA	NA	NA	NA	NA	NA	NA
Tetrachloroethene	µg/L	5.0	< 1.0	< 1.0	< 1.0	< 1.0	< 1.0	< 1.0	< 1.0	< 1.0	< 1.0	< 1.0	< 1.0	< 1.0	< 1.0	< 1,000	< 1,000	< 1,000	< 1,700	< 2,500	< 710	< 500	< 100	< 500	< 500	< 500	< 100
Toluene	µg/L	790	< 1.0	< 1.0	< 1.0	< 1.0	< 1.0	< 1.0	< 1.0	NA	NA	NA	NA	NA	NA	< 1,000	< 1,000	< 1,000	< 1,700	< 2,500	NA	NA	NA	NA	NA	NA	NA
Total Xylenes	µg/L	280	< 2.0	< 2.0	< 2.0	< 2.0	< 2.0	< 2.0	< 2.0	NA	NA	NA	NA	NA	NA	< 2,000	< 2,000	< 2,000	< 3,300	< 5,000	NA	NA	NA	NA	NA	NA	NA
trans-1,2-Dichloroethene	µg/L	100	< 1.0	< 1.0	< 1.0	< 1.0	< 1.0	< 1.0	< 1.0	< 1.0	< 1.0	< 1.0	< 1.0	< 1.0	< 1.0	< 1,000	< 1,000	**190 J**	< 1,700	< 2,500	< 710	< 500	**120**	< 500	**130 J**	< 500	20 J
trans-1,3-Dichloropropene	µg/L	NS	< 1.0	< 1.0	< 1.0	< 1.0	< 1.0	< 1.0	< 1.0	NA	NA	NA	NA	NA	NA	< 1,000	< 1,000	< 1,000	< 1,700	< 2,500	NA	NA	NA	NA	NA	NA	NA
Trichloroethene	µg/L	5.0	< 1.0	< 1.0	< 1.0	< 1.0	< 1.0	< 1.0	< 1.0	< 1.0	< 1.0	< 1.0	< 1.0	< 1.0	< 1.0	**460 J**	< 1,000	< 1,000	**1,900**	**570 J**	< 710	**190 J**	**62 J**	**250 J**	**180 J**	**110 J**	**59 J**
Vinyl chloride	µg/L	2.0	< 1.0	< 1.0	< 1.0	< 1.0	< 1.0	< 1.0	< 1.0	< 1.0	< 1.0	< 1.0	< 1.0	< 1.0	< 1.0	**5,400**	**3,700**	**3,400**	**7,800**	**5,600**	**2,400**	**3,000**	**6,600**	**2,500**	**5,500**	**5,400**	**2,500**
Gases																											
Ethane	µg/L	NS	NA	NA	NA	NA	NA	NA	NA	NA	NA	NA	NA	NA	NA	NA	NA	NA	NA	NA	NA	NA	NA	NA	NA	NA	NA
Ethene	µg/L	NS	NA	NA	NA	NA	NA	NA	NA	NA	NA	NA	NA	NA	NA	NA	NA	NA	NA	NA	NA	NA	NA	NA	NA	NA	NA
Methane	µg/L	NS	NA	NA	NA	NA	NA	NA	NA	NA	NA	NA	NA	NA	NA	NA	NA	NA	NA	NA	NA	NA	NA	NA	NA	NA	NA
Other																											
Carbon	mg/L	NS	NA	NA	NA	NA	NA	NA	NA	NA	NA	NA	NA	NA	NA	NA	NA	NA	NA	NA	NA	NA	NA	NA	NA	NA	NA
Nitrate-N	mg/L	10	NA	NA	NA	NA	NA	NA	NA	NA	NA	NA	NA	NA	NA	NA	NA	NA	NA	NA	NA	NA	NA	NA	NA	NA	NA
Sulfate	mg/L	250	NA	NA	NA	NA	NA	NA	NA	NA	NA	NA	NA	NA	NA	NA	NA	NA	NA	NA	NA	NA	NA	NA	NA	NA	NA
Total Organic Carbon	mg/L	NS	NA	NA	NA	NA	NA	NA	NA	NA	NA	NA	NA	NA	NA	NA	NA	NA	NA	NA	NA	NA	NA	NA	NA	NA	NA
Metals																											
Iron, Dissolved	µg/L	300	NA	NA	NA	NA	NA	NA	NA	NA	NA	NA	NA	NA	NA	NA	NA	NA	NA	NA	NA	NA	NA	NA	NA	NA	NA
Iron	µg/L	300	NA	NA	NA	NA	NA	NA	NA	NA	NA	NA	NA	NA	NA	NA	NA	NA	NA	NA	NA	NA	NA	NA	NA	NA	NA
Manganese, Dissolved	µg/L	50	NA	NA	NA	NA	NA	NA	NA	NA	NA	NA	NA	NA	NA	NA	NA	NA	NA	NA	NA	NA	NA	NA	NA	NA	NA
Manganese	µg/L	50	NA	NA	NA	NA	NA	NA	NA	NA	NA	NA	NA	NA	NA	NA	NA	NA	NA	NA	NA	NA	NA	NA	NA	NA	NA

See Notes on Last Page.

Table 2
On-Site Groundwater Analytical Results
Ford Livonia Transmission Plant
36200 Plymouth Road
Livonia, Michigan

Location:		EGLE Non-Residential Drinking Water Criteria	MW-22																	MW-23												
Screen Interval (ft. bgs):			16.5-21.5																	15-20												
Date:	Unit		4/25/2017	8/2/2017	11/7/2017	2/6/2018	5/10/2018	8/6/2018	10/30/2018	2/25/2019	6/10/2019	9/19/2019	11/12/2019	2/10/2020	5/26/2020	8/4/2020	11/2/2020	2/10/2021	5/12/2021	8/3/2017	11/7/2017	2/6/2018	5/7/2018	8/6/2018	10/30/2018	6/10/2019	9/24/2019	11/11/2019	2/7/2020	5/27/2020	8/4/2020	11/2/2020	2/10/2021	5/6/2021
Semi-volatile Organic Compounds (SVOCs)																																
1,4-Dioxane	µg/L	350	32	26	49	22	34	19	37	23	40	3.0	12	15	29	23	44	34	47	< 2.0 UB	< 20	< 20	< 2.0	< 200	< 200	< 2.0 UB	< 2.0 J	0.35 J	< 2.0	< 2.0	< 2.0	< 2.0	2.1	< 2.0
Volatile Organic Compounds (VOCs)																																
1,1,1-Trichloroethane	µg/L	200	< 63	< 100	< 50	< 140	< 67	< 50	< 100	< 50	NA	NA	NA	NA	NA	NA	NA	NA	NA	< 1,000	< 2,000	< 1,000	< 100	< 2,500	< 2,500	NA	NA	NA	NA	NA	NA	NA	NA
1,1,2,2-Tetrachloroethane	µg/L	35	< 63	< 100	< 50	< 140	< 67	< 50	< 100	< 50 J	NA	NA	NA	NA	NA	NA	NA	NA	NA	< 1,000	< 2,000	< 1,000	< 100	< 2,500	< 2,500	NA	NA	NA	NA	NA	NA	NA	NA
1,1,2-trichloro-1,2,2-trifluoroethane	µg/L	170,000	< 63	< 100	< 50	< 140	< 67	< 50	< 100	< 50	NA	NA	NA	NA	NA	NA	NA	NA	NA	< 1,000	< 2,000	< 1,000	< 100	< 2,500	< 2,500	NA	NA	NA	NA	NA	NA	NA	NA
1,1,2-Trichloroethane	µg/L	5.0	< 63	< 100	< 50	< 140	< 67	< 50	< 100	< 50	NA	NA	NA	NA	NA	NA	NA	NA	NA	< 1,000	< 2,000	< 1,000	< 100	< 2,500	< 2,500	NA	NA	NA	NA	NA	NA	NA	NA
1,1-Dichloroethane	µg/L	2,500	< 63	< 100	< 50	< 140	< 67	< 50	< 100	< 50	NA	NA	NA	NA	NA	NA	NA	NA	NA	< 1,000	< 2,000	< 1,000	< 100	< 2,500	< 2,500	NA	NA	NA	NA	NA	NA	NA	NA
1,1-Dichloroethene	µg/L	7.0	< 63	< 100	< 50	< 140	< 67	< 50	< 100	< 50	< 200	1.6	1.3 J	< 67	< 67	< 67	< 2.5	< 100	< 25	< 1,000	< 2,000	< 1,000	< 100	< 2,500	< 2,500	< 1,000	< 2,500	**21 J**	< 200	< 330	< 330	< 830	< 2,000	< 400
1,2,3-Trimethylbenzene	µg/L	NS	< 310	< 500	< 250	< 710	< 330	< 250	< 500	< 250	NA	NA	NA	NA	NA	NA	NA	NA	NA	< 5,000	< 10,000	< 5,000	< 500	< 13,000	< 13,000	NA	NA	NA	NA	NA	NA	NA	NA
1,2,4-Trichlorobenzene	µg/L	70	< 63	< 100	< 50	< 140	< 67	< 50	< 100	< 50	NA	NA	NA	NA	NA	NA	NA	NA	NA	< 1,000	< 2,000	< 1,000	< 100	< 2,500	< 2,500	NA	NA	NA	NA	NA	NA	NA	NA
1,2,4-Trimethylbenzene	µg/L	63	< 63	< 100	< 50	< 140	< 67	< 50	< 100	< 50	NA	NA	NA	NA	NA	NA	NA	NA	NA	< 1,000	< 2,000	< 1,000	< 100	< 2,500	< 2,500	NA	NA	NA	NA	NA	NA	NA	NA
1,2-Dibromo-3-chloropropane	µg/L	0.2	< 63	< 100	< 50	< 140	< 67	< 50	< 100	< 50	NA	NA	NA	NA	NA	NA	NA	NA	NA	< 1,000	< 2,000	< 1,000	< 100	< 2,500	< 2,500	NA	NA	NA	NA	NA	NA	NA	NA
1,2-Dibromoethane	µg/L	0.05	< 63	< 100	< 50	< 140	< 67	< 50	< 100	< 50	NA	NA	NA	NA	NA	NA	NA	NA	NA	< 1,000	< 2,000	< 1,000	< 100	< 2,500	< 2,500	NA	NA	NA	NA	NA	NA	NA	NA
1,2-Dichlorobenzene	µg/L	600	< 63	< 100	< 50	< 140	< 67	< 50	< 100	< 50	NA	NA	NA	NA	NA	NA	NA	NA	NA	< 1,000	< 2,000	< 1,000	< 100	< 2,500	< 2,500	NA	NA	NA	NA	NA	NA	NA	NA
1,2-Dichloroethane	µg/L	5.0	< 63	< 100	< 50	< 140	< 67	< 50	< 100	< 50	NA	NA	NA	NA	NA	NA	NA	NA	NA	< 1,000	< 2,000	< 1,000	< 100	< 2,500	< 2,500	NA	NA	NA	NA	NA	NA	NA	NA
1,2-Dichloropropane	µg/L	5.0	< 63	< 100	< 50	< 140	< 67	< 50	< 100	< 50	NA	NA	NA	NA	NA	NA	NA	NA	NA	< 1,000	< 2,000	< 1,000	< 100	< 2,500	< 2,500	NA	NA	NA	NA	NA	NA	NA	NA
1,3,5-Trimethylbenzene	µg/L	72	< 63	< 100	< 50	< 140	< 67	< 50	< 100	< 50	NA	NA	NA	NA	NA	NA	NA	NA	NA	< 1,000	< 2,000	< 1,000	< 100	< 2,500	< 2,500	NA	NA	NA	NA	NA	NA	NA	NA
1,3-Dichlorobenzene	µg/L	19	< 63	< 100	< 50	< 140	< 67	< 50	< 100	< 50	NA	NA	NA	NA	NA	NA	NA	NA	NA	< 1,000	< 2,000	< 1,000	< 100	< 2,500	< 2,500	NA	NA	NA	NA	NA	NA	NA	NA
1,4-Dichlorobenzene	µg/L	75	< 63	< 100	< 50	< 140	< 67	< 50	< 100	< 50	NA	NA	NA	NA	NA	NA	NA	NA	NA	< 1,000	< 2,000	< 1,000	< 100	< 2,500	< 2,500	NA	NA	NA	NA	NA	NA	NA	NA
2-Butanone (MEK)	µg/L	38,000	< 630	< 1,000	< 500	< 1,400	< 670	< 500	< 1,000	< 500 J	NA	NA	NA	NA	NA	NA	NA	NA	NA	< 10,000	< 20,000	< 10,000	< 1,000	< 25,000	< 25,000	NA	NA	NA	NA	NA	NA	NA	NA
2-Methylnaphthalene	µg/L	750	NA	NA	NA	NA	NA	NA	NA	NA	NA	NA	NA	NA	NA	NA	NA	NA	NA	NA	NA	NA	NA	NA	NA	NA	NA	NA	NA	NA	NA	NA	NA
4-Methyl-2-Pentanone (MIBK)	µg/L	5,200	< 630	< 1,000	< 500	< 1,400	< 670	< 500	< 1,000	< 500 J	NA	NA	NA	NA	NA	NA	NA	NA	NA	< 10,000	< 20,000	< 10,000	< 1,000	< 25,000	< 25,000	NA	NA	NA	NA	NA	NA	NA	NA
Acetone	µg/L	2,100	< 630	< 1,000	< 500	< 1,400	< 670	< 500	< 1,000	< 500	NA	NA	NA	NA	NA	NA	NA	NA	NA	< 10,000	< 20,000	< 10,000	< 1,000	< 25,000	< 25,000	NA	NA	NA	NA	NA	NA	NA	NA
Benzene	µg/L	5.0	< 63	< 100	< 50	< 140	< 67	< 50	< 100	< 50	NA	NA	NA	NA	NA	NA	NA	NA	NA	< 1,000	< 2,000	< 1,000	< 100	< 2,500	< 2,500	NA	NA	NA	NA	NA	NA	NA	NA
Bromodichloromethane	µg/L	80	< 63	< 100	< 50	< 140	< 67	< 50	< 100	< 50	NA	NA	NA	NA	NA	NA	NA	NA	NA	< 1,000	< 2,000	< 1,000	< 100	< 2,500	< 2,500	NA	NA	NA	NA	NA	NA	NA	NA
Bromoform	µg/L	80	< 63	< 100	< 50	< 140	< 67	< 50	< 100	< 50 J	NA	NA	NA	NA	NA	NA	NA	NA	NA	< 1,000	< 2,000	< 1,000	< 100	< 2,500	< 2,500	NA	NA	NA	NA	NA	NA	NA	NA
Bromomethane	µg/L	29	< 63	< 100	< 50	< 140	< 67	< 50	< 100	< 50	NA	NA	NA	NA	NA	NA	NA	NA	NA	< 1,000	< 2,000	< 1,000	< 100	< 2,500	< 2,500	NA	NA	NA	NA	NA	NA	NA	NA
Carbon Disulfide	µg/L	2,300	< 310	< 500	< 250	< 710	< 330	< 250	< 500	< 250	NA	NA	NA	NA	NA	NA	NA	NA	NA	< 5,000	< 10,000	< 5,000	< 500	< 13,000	< 13,000	NA	NA	NA	NA	NA	NA	NA	NA
Carbon Tetrachloride	µg/L	5.0	< 63	< 100	< 50	< 140	< 67	< 50	< 100	< 50	NA	NA	NA	NA	NA	NA	NA	NA	NA	< 1,000	< 2,000	< 1,000	< 100	< 2,500	< 2,500	NA	NA	NA	NA	NA	NA	NA	NA
Trichlorofluoromethane (CFC-11)	µg/L	7,300	< 63	< 100	< 50	< 140	< 67	< 50	< 100	< 50	NA	NA	NA	NA	NA	NA	NA	NA	NA	< 1,000	< 2,000	< 1,000	< 100	< 2,500	< 2,500	NA	NA	NA	NA	NA	NA	NA	NA
Dichlorodifluoromethane (CFC-12)	µg/L	4,800	< 63	< 100	< 50	< 140	< 67	< 50	< 100	< 50	NA	NA	NA	NA	NA	NA	NA	NA	NA	< 1,000	< 2,000	< 1,000	< 100	< 2,500	< 2,500	NA	NA	NA	NA	NA	NA	NA	NA
Chlorobenzene	µg/L	100	< 63	< 100	< 50	< 140	< 67	< 50	< 100	< 50	NA	NA	NA	NA	NA	NA	NA	NA	NA	< 1,000	< 2,000	< 1,000	< 100	< 2,500	< 2,500	NA	NA	NA	NA	NA	NA	NA	NA
Chlorodibromomethane	µg/L	80	< 63	< 100	< 50	< 140	< 67	< 50	< 100	< 50	NA	NA	NA	NA	NA	NA	NA	NA	NA	< 1,000	< 2,000	< 1,000	< 100	< 2,500	< 2,500	NA	NA	NA	NA	NA	NA	NA	NA
Chloroethane	µg/L	1,700	< 63	< 100	< 50	< 140	< 67	< 50	< 100	< 50	NA	NA	NA	NA	NA	NA	NA	NA	NA	< 1,000	< 2,000	< 1,000	< 100	< 2,500	< 2,500	NA	NA	NA	NA	NA	NA	NA	NA
Chloroform	µg/L	80	< 63	< 100	< 50	< 140	< 67	< 50	< 100	< 50	NA	NA	NA	NA	NA	NA	NA	NA	NA	< 1,000	< 2,000	< 1,000	< 100	< 2,500	< 2,500	NA	NA	NA	NA	NA	NA	NA	NA
Chloromethane	µg/L	1,100	< 63	< 100	< 50	< 140	< 67	< 50	< 100	< 50	NA	NA	NA	NA	NA	NA	NA	NA	NA	< 1,000	< 2,000	< 1,000	< 100	< 2,500	< 2,500	NA	NA	NA	NA	NA	NA	NA	NA
cis-1,2-Dichloroethene	µg/L	70	**130**	**210**	25 J	**200**	**180**	**310**	**180 J**	**190**	**120 J**	**390**	**230**	**110**	**100**	**160**	**82**	59 J	47	**21,000**	**78,000**	**33,000**	**2,400**	**43,000**	**66,000**	**23,000**	**43,000**	**15,000**	**4,800**	**9,800**	**11,000**	**17,000**	**46,000**	**26,000**
cis-1,3-Dichloropropene	µg/L	NS	< 63	< 100	< 50	< 140	< 67	< 50	< 100	< 50	NA	NA	NA	NA	NA	NA	NA	NA	NA	< 1,000	< 2,000	< 1,000	< 100	< 2,500	< 2,500	NA	NA	NA	NA	NA	NA	NA	NA
Cyclohexane	µg/L	NS	< 63	< 100	< 50	< 140	< 67	< 50	< 100	< 50	NA	NA	NA	NA	NA	NA	NA	NA	NA	< 1,000	< 2,000	< 1,000	< 100	< 2,500	< 2,500	NA	NA	NA	NA	NA	NA	NA	NA
Dichloromethane	µg/L	5.0	< 310 UB	< 500	< 250	< 710 UB	< 330	< 250	< 500	< 250	NA	NA	NA	NA	NA	NA	NA	NA	NA	< 5,000	< 10,000	< 5,000 UB	< 500	< 13,000	< 13,000	NA	NA	NA	NA	NA	NA	NA	NA
Diethyl ether	µg/L	10	< 130	< 200	< 100	< 290	< 130	< 100	< 200	< 100	NA	NA	NA	NA	NA	NA	NA	NA	NA	< 2,000	< 4,000	< 2,000	< 200	< 5,000	< 5,000	NA	NA	NA	NA	NA	NA	NA	NA
Ethylbenzene	µg/L	74	< 63	< 100	< 50	< 140	< 67	< 50	< 100	< 50	NA	NA	NA	NA	NA	NA	NA	NA	NA	< 1,000	< 2,000	< 1,000	< 100	< 2,500	< 2,500	NA	NA	NA	NA	NA	NA	NA	NA
Isopropylbenzene	µg/L	2,300	< 63	< 100	< 50	< 140	< 67	< 50	< 100	< 50	NA	NA	NA	NA	NA	NA	NA	NA	NA	< 1,000	< 2,000	< 1,000	< 100	< 2,500	< 2,500	NA	NA	NA	NA	NA	NA	NA	NA
Methyl Acetate	µg/L	NS	< 630	< 1,000	< 500	< 1,400	< 670	< 500	< 1,000	< 500	NA	NA	NA	NA	NA	NA	NA	NA	NA	< 10,000	< 20,000	< 10,000	< 1,000	< 25,000	< 25,000	NA	NA	NA	NA	NA	NA	NA	NA
Methyl N-Butyl Ketone (2-Hexanone)	µg/L	2,900	< 630	< 1,000	< 500	< 1,400	< 670	< 500	< 1,000	< 500 J	NA	NA	NA	NA	NA	NA	NA	NA	NA	< 10,000	< 20,000	< 10,000	< 1,000	< 25,000	< 25,000	NA	NA	NA	NA	NA	NA	NA	NA
Methylcyclohexane	µg/L	NS	< 63	< 100	< 50	< 140	< 67	< 50	< 100	< 50	NA	NA	NA	NA	NA	NA	NA	NA	NA	< 1,000	< 2,000	< 1,000	< 100	< 2,500	< 2,500	NA	NA	NA	NA	NA	NA	NA	NA

See Notes on Last Page.

Table 2
On-Site Groundwater Analytical Results
Ford Livonia Transmission Plant
36200 Plymouth Road
Livonia, Michigan

Location:		EGLE Non-Residential Drinking Water Criteria	MW-22																	MW-23														
Screen Interval (ft. bgs):			16.5-21.5																	15-20														
Date:	Unit		4/25/2017	8/2/2017	11/7/2017	2/6/2018	5/10/2018	8/6/2018	10/30/2018	2/25/2019	6/10/2019	9/19/2019	11/12/2019	2/10/2020	5/26/2020	8/4/2020	11/2/2020	2/10/2021	5/12/2021	8/3/2017	11/7/2017	2/6/2018	5/7/2018	8/6/2018	10/30/2018	6/10/2019	9/24/2019	11/11/2019	2/7/2020	5/27/2020	8/4/2020	11/2/2020	2/10/2021	5/6/2021
Methyl-tert-butyl ether	µg/L	40	< 63	< 100	< 50	< 140	< 67	< 50	< 100	< 50	NA	NA	NA	NA	NA	NA	NA	NA	NA	< 1,000	< 2,000	< 1,000	< 100	< 2,500	< 2,500	NA	NA	NA	NA	NA	NA	NA	NA	NA
Naphthalene	µg/L	1,500	NA	NA	NA	NA	NA	NA	NA	NA	NA	NA	NA	NA	NA	NA	NA	NA	NA	NA	NA	NA	NA	NA	NA	NA	NA	NA	NA	NA	NA	NA	NA	NA
Styrene (Monomer)	µg/L	100	< 63	< 100	< 50	< 140	< 67	< 50	< 100	< 50	NA	NA	NA	NA	NA	NA	NA	NA	NA	< 1,000	< 2,000	< 1,000	< 100	< 2,500	< 2,500	NA	NA	NA	NA	NA	NA	NA	NA	NA
Tetrachloroethene	µg/L	5.0	< 63	< 100	< 50	< 140	< 67	< 50	< 100	< 50	< 200	< 1.0	< 2.0	< 67	< 67	< 67	< 2.5	< 100	< 25	< 1,000	< 2,000	< 1,000	< 100	< 2,500	< 2,500	< 1,000	< 2,500	< 50	< 200	< 330	< 330	< 830	< 2000	< 400
Toluene	µg/L	790	< 63	< 100	< 50	< 140	< 67	< 50	< 100	< 50	NA	NA	NA	NA	NA	NA	NA	NA	NA	< 1,000	< 2,000	< 1,000	< 100	< 2,500	< 2,500	NA	NA	NA	NA	NA	NA	NA	NA	NA
Total Xylenes	µg/L	280	< 130	< 200	< 100	< 290	< 130	< 100	< 200	< 100	NA	NA	NA	NA	NA	NA	NA	NA	NA	< 2,000	< 4,000	< 2,000	< 200	< 5,000	< 5,000	NA	NA	NA	NA	NA	NA	NA	NA	NA
trans-1,2-Dichloroethene	µg/L	100	< 63	< 100	< 50	< 140	< 67	< 50	< 100	< 50	< 200	2.5	1.6 J	< 67	< 67	< 67	0.96 J	< 100	< 25	**1,200**	**4,100**	**1,800**	**180**	**2,300 J**	**3,000**	**1,000**	**1,600 J**	**500**	**200**	**430**	**420**	**560 J**	**1,700 J**	**780**
trans-1,3-Dichloropropene	µg/L	NS	< 63	< 100	< 50	< 140	< 67	< 50	< 100	< 50	NA	NA	NA	NA	NA	NA	NA	NA	NA	< 1,000	< 2,000	< 1,000	< 100	< 2,500	< 2,500	NA	NA	NA	NA	NA	NA	NA	NA	NA
Trichloroethene	µg/L	5.0	< 63	< 100	< 50	< 140	< 67	< 50	< 100	< 50	< 200	0.25 J	< 2.0	< 67	< 67	< 67	< 2.5	< 100	< 25	**5,300**	**25,000**	**11,000**	**1,000**	**12,000**	**18,000**	**7,000**	**11,000**	**2,800**	**1,300**	**1,300**	**1,400**	**2,600**	**12,000**	**4,800**
Vinyl chloride	µg/L	2.0	**2,300**	**2,100**	**1,600**	**1,500**	**2,400**	**1,300**	**2,600 J**	**1,700**	**2,600**	**830**	**860**	**1,300**	**2,600**	**1,000**	**1,700**	**1,200**	**1,500**	**1,100**	**2,400**	**820 J**	**77 J**	< 2,500	**1,600 J**	**670 J**	**1,600 J**	**380**	< 200	**550**	**220 J**	**510 J**	< 2,000	**500**
Gases																																		
Ethane	µg/L	NS	NA	NA	NA	NA	NA	NA	NA	NA	NA	NA	NA	NA	NA	NA	NA	NA	NA	NA	NA	NA	NA	NA	NA	NA	NA	NA	NA	NA	NA	NA	NA	NA
Ethene	µg/L	NS	NA	NA	NA	NA	NA	NA	NA	NA	NA	NA	NA	NA	NA	NA	NA	NA	NA	NA	NA	NA	NA	NA	NA	NA	NA	NA	NA	NA	NA	NA	NA	NA
Methane	µg/L	NS	NA	NA	NA	NA	NA	NA	NA	NA	NA	NA	NA	NA	NA	NA	NA	NA	NA	NA	NA	NA	NA	NA	NA	NA	NA	NA	NA	NA	NA	NA	NA	NA
Other																																		
Carbon	mg/L	NS	NA	NA	NA	NA	NA	NA	NA	NA	NA	NA	NA	NA	NA	NA	NA	NA	NA	NA	NA	NA	NA	NA	NA	NA	NA	NA	NA	NA	NA	NA	NA	NA
Nitrate-N	mg/L	10	NA	NA	NA	NA	NA	NA	NA	NA	NA	NA	NA	NA	NA	NA	NA	NA	NA	NA	NA	NA	NA	NA	NA	NA	NA	NA	NA	NA	NA	NA	NA	NA
Sulfate	mg/L	250	NA	NA	NA	NA	NA	NA	NA	NA	NA	NA	NA	NA	NA	NA	NA	NA	NA	NA	NA	NA	NA	NA	NA	NA	NA	NA	NA	NA	NA	NA	NA	NA
Total Organic Carbon	mg/L	NS	NA	NA	NA	NA	NA	NA	NA	NA	NA	NA	NA	NA	NA	NA	NA	NA	NA	NA	NA	NA	NA	NA	NA	NA	NA	NA	NA	NA	NA	NA	NA	NA
Metals																																		
Iron, Dissolved	µg/L	300	NA	NA	NA	NA	NA	NA	NA	NA	NA	NA	NA	NA	NA	NA	NA	NA	NA	NA	NA	NA	NA	NA	NA	NA	NA	NA	NA	NA	NA	NA	NA	NA
Iron	µg/L	300	NA	NA	NA	NA	NA	NA	NA	NA	NA	NA	NA	NA	NA	NA	NA	NA	NA	NA	NA	NA	NA	NA	NA	NA	NA	NA	NA	NA	NA	NA	NA	NA
Manganese, Dissolved	µg/L	50	NA	NA	NA	NA	NA	NA	NA	NA	NA	NA	NA	NA	NA	NA	NA	NA	NA	NA	NA	NA	NA	NA	NA	NA	NA	NA	NA	NA	NA	NA	NA	NA
Manganese	µg/L	50	NA	NA	NA	NA	NA	NA	NA	NA	NA	NA	NA	NA	NA	NA	NA	NA	NA	NA	NA	NA	NA	NA	NA	NA	NA	NA	NA	NA	NA	NA	NA	NA

See Notes on Last Page.

Table 2
On-Site Groundwater Analytical Results
Ford Livonia Transmission Plant
36200 Plymouth Road
Livonia, Michigan

Location:		EGLE Non-Residential Drinking Water Criteria	MW-24																MW-25															
Screen Interval (ft. bgs):			19-24																16-21															
Date:	Unit		4/26/2017	8/2/2017	11/10/2017	2/14/2018	5/14/2018	8/14/2018	10/29/2018	3/1/2019	6/11/2019	9/23/2019	11/22/2019	2/10/2020	8/13/2020	11/16/2020	2/11/2021	5/19/2021	4/21/2017	8/2/2017	11/14/2017	2/13/2018	5/9/2018	8/13/2018	10/29/2018	2/27/2019	6/10/2019	9/25/2019	11/15/2019	2/6/2020	8/13/2020	11/9/2020	3/1/2021	5/10/2021
Semi-volatile Organic Compounds (SVOCs)																																		
1,4-Dioxane	µg/L	350	< 2.0	< 2.0 UB	< 2.0	< 2.0	< 2.0	< 2.0	< 2.0	< 2.0	< 2.0	< 2.0	< 2.0	< 2.0	< 2.0	< 2.0	< 2.0	< 2.0	0.75 J	< 2.0 UB	0.86 J	0.68 J	0.99 J	1.9 J	3.2	4.5	4.3	4.9	6.6	5.7	6.7	5.9	4.2	3.0
Volatile Organic Compounds (VOCs)																																		
1,1,1-Trichloroethane	µg/L	200	< 1.0	< 1.0	< 1.0	< 1.0	< 1.0	< 1.0	< 1.0	< 1.0	NA	NA	NA	NA	NA	NA	NA	NA	< 1.0	< 1.0	< 1.0	< 1.0	< 1.0	< 1.0	< 1.0	< 1.0	NA	NA	NA	NA	NA	NA	NA	NA
1,1,2,2-Tetrachloroethane	µg/L	35	< 1.0	< 1.0	< 1.0	< 1.0	< 1.0	< 1.0	< 1.0	< 1.0	NA	NA	NA	NA	NA	NA	NA	NA	< 1.0	< 1.0	< 1.0	< 1.0	< 1.0	< 1.0	< 1.0	< 1.0	NA	NA	NA	NA	NA	NA	NA	NA
1,1,2-trichloro-1,2,2-trifluoroethane	µg/L	170,000	< 1.0	< 1.0	< 1.0	< 1.0	< 1.0	< 1.0	< 1.0	< 1.0	NA	NA	NA	NA	NA	NA	NA	NA	< 1.0	< 1.0	< 1.0	< 1.0	< 1.0	< 1.0	< 1.0	< 1.0	NA	NA	NA	NA	NA	NA	NA	NA
1,1,2-Trichloroethane	µg/L	5.0	< 1.0	< 1.0	< 1.0	< 1.0	< 1.0	< 1.0	< 1.0	< 1.0	NA	NA	NA	NA	NA	NA	NA	NA	< 1.0	< 1.0	< 1.0	< 1.0	< 1.0	< 1.0	< 1.0	< 1.0	NA	NA	NA	NA	NA	NA	NA	NA
1,1-Dichloroethane	µg/L	2,500	< 1.0	< 1.0	< 1.0	< 1.0	< 1.0	< 1.0	< 1.0	< 1.0	NA	NA	NA	NA	NA	NA	NA	NA	< 1.0	< 1.0	< 1.0	< 1.0	< 1.0	< 1.0	< 1.0	< 1.0	NA	NA	NA	NA	NA	NA	NA	NA
1,1-Dichloroethene	µg/L	7.0	< 1.0	< 1.0	< 1.0	< 1.0	< 1.0	< 1.0	< 1.0	< 1.0	< 1.0	< 1.0	< 1.0	< 1.0	< 1.0	< 1.0	< 1.0	< 1.0	< 1.0	< 1.0	< 1.0	< 1.0	< 1.0	< 1.0	< 1.0	< 1.0	< 1.0	< 1.0	< 1.0	< 1.0	< 1.0	< 1.0	< 1.0	< 1.0
1,2,3-Trimethylbenzene	µg/L	NS	< 5.0	< 5.0	< 5.0	< 5.0	< 5.0	< 5.0	< 5.0	< 5.0	NA	NA	NA	NA	NA	NA	NA	NA	< 5.0	< 5.0	< 5.0	< 5.0	< 5.0	< 5.0	< 5.0	< 5.0	NA	NA	NA	NA	NA	NA	NA	NA
1,2,4-Trichlorobenzene	µg/L	70	< 1.0	< 1.0	< 1.0	< 1.0	< 1.0	< 1.0	< 1.0	< 1.0	NA	NA	NA	NA	NA	NA	NA	NA	< 1.0	< 1.0	< 1.0	< 1.0	< 1.0	< 1.0	< 1.0	< 1.0	NA	NA	NA	NA	NA	NA	NA	NA
1,2,4-Trimethylbenzene	µg/L	63	< 1.0	< 1.0	< 1.0	< 1.0	< 1.0	< 1.0 J	< 1.0	< 1.0	NA	NA	NA	NA	NA	NA	NA	NA	< 1.0	< 1.0	< 1.0	< 1.0	< 1.0	< 1.0	< 1.0	< 1.0	NA	NA	NA	NA	NA	NA	NA	NA
1,2-Dibromo-3-chloropropane	µg/L	0.2	< 1.0	< 1.0	< 1.0	< 1.0	< 1.0	< 1.0	< 1.0	< 1.0 J	NA	NA	NA	NA	NA	NA	NA	NA	< 1.0	< 1.0	< 1.0	< 1.0	< 1.0	< 1.0	< 1.0	< 1.0 J	NA	NA	NA	NA	NA	NA	NA	NA
1,2-Dibromoethane	µg/L	0.05	< 1.0	< 1.0	< 1.0	< 1.0	< 1.0	< 1.0	< 1.0	< 1.0	NA	NA	NA	NA	NA	NA	NA	NA	< 1.0	< 1.0	< 1.0	< 1.0	< 1.0	< 1.0	< 1.0	< 1.0	NA	NA	NA	NA	NA	NA	NA	NA
1,2-Dichlorobenzene	µg/L	600	< 1.0	< 1.0	< 1.0	< 1.0	< 1.0	< 1.0	< 1.0	< 1.0	NA	NA	NA	NA	NA	NA	NA	NA	< 1.0	< 1.0	< 1.0	< 1.0	< 1.0	< 1.0	< 1.0	< 1.0	NA	NA	NA	NA	NA	NA	NA	NA
1,2-Dichloroethane	µg/L	5.0	< 1.0	< 1.0	< 1.0	< 1.0	< 1.0	< 1.0	< 1.0	< 1.0	NA	NA	NA	NA	NA	NA	NA	NA	< 1.0	< 1.0	< 1.0	< 1.0	< 1.0	< 1.0	< 1.0	< 1.0	NA	NA	NA	NA	NA	NA	NA	NA
1,2-Dichloropropane	µg/L	5.0	< 1.0	< 1.0	< 1.0	< 1.0	< 1.0	< 1.0	< 1.0	< 1.0	NA	NA	NA	NA	NA	NA	NA	NA	< 1.0	< 1.0	< 1.0	< 1.0	< 1.0	< 1.0	< 1.0	< 1.0	NA	NA	NA	NA	NA	NA	NA	NA
1,3,5-Trimethylbenzene	µg/L	72	< 1.0	< 1.0	< 1.0	< 1.0	< 1.0	< 1.0	< 1.0	< 1.0	NA	NA	NA	NA	NA	NA	NA	NA	< 1.0	< 1.0	< 1.0	< 1.0	< 1.0	< 1.0	< 1.0	< 1.0	NA	NA	NA	NA	NA	NA	NA	NA
1,3-Dichlorobenzene	µg/L	19	< 1.0	< 1.0	< 1.0	< 1.0	< 1.0	< 1.0	0.29 J	< 1.0	NA	NA	NA	NA	NA	NA	NA	NA	< 1.0	< 1.0	< 1.0	< 1.0	< 1.0	< 1.0	< 1.0	< 1.0	NA	NA	NA	NA	NA	NA	NA	NA
1,4-Dichlorobenzene	µg/L	75	< 1.0	< 1.0	< 1.0	< 1.0	< 1.0	< 1.0	< 1.0	< 1.0	NA	NA	NA	NA	NA	NA	NA	NA	< 1.0	< 1.0	< 1.0	< 1.0	< 1.0	< 1.0	< 1.0	< 1.0	NA	NA	NA	NA	NA	NA	NA	NA
2-Butanone (MEK)	µg/L	38,000	< 10	< 10	< 10	< 10	< 10	1.7 J	< 10	< 10	NA	NA	NA	NA	NA	NA	NA	NA	< 10	< 10	< 10	< 10	< 10	< 10	< 10	< 10	NA	NA	NA	NA	NA	NA	NA	NA
2-Methylnaphthalene	µg/L	750	NA	NA	NA	NA	NA	NA	NA	NA	NA	NA	NA	NA	NA	NA	NA	NA	NA	NA	NA	NA	NA	NA	NA	NA	NA	NA	NA	NA	NA	NA	NA	NA
4-Methyl-2-Pentanone (MIBK)	µg/L	5,200	< 10	< 10	< 10	< 10	< 10	0.77 J	< 10	< 10	NA	NA	NA	NA	NA	NA	NA	NA	< 10	< 10	< 10	< 10	< 10	< 10	< 10	< 10	NA	NA	NA	NA	NA	NA	NA	NA
Acetone	µg/L	2,100	< 10	< 10	< 10	< 10	< 10	< 10	< 10	< 10	NA	NA	NA	NA	NA	NA	NA	NA	< 10	< 10	< 10	< 10	< 10	< 10	< 10	< 10	NA	NA	NA	NA	NA	NA	NA	NA
Benzene	µg/L	5.0	< 1.0	< 1.0	< 1.0	< 1.0	< 1.0	< 1.0	< 1.0	< 1.0	NA	NA	NA	NA	NA	NA	NA	NA	< 1.0	< 1.0	< 1.0	< 1.0	< 1.0	< 1.0	< 1.0	< 1.0	NA	NA	NA	NA	NA	NA	NA	NA
Bromodichloromethane	µg/L	80	< 1.0	< 1.0	< 1.0	< 1.0	< 1.0	< 1.0	< 1.0	< 1.0	NA	NA	NA	NA	NA	NA	NA	NA	< 1.0	< 1.0	< 1.0	< 1.0	< 1.0	< 1.0	< 1.0	< 1.0	NA	NA	NA	NA	NA	NA	NA	NA
Bromoform	µg/L	80	< 1.0	< 1.0	< 1.0	< 1.0	< 1.0	< 1.0	< 1.0	< 1.0 J	NA	NA	NA	NA	NA	NA	NA	NA	< 1.0	< 1.0	< 1.0	< 1.0	< 1.0	< 1.0	< 1.0	< 1.0 J	NA	NA	NA	NA	NA	NA	NA	NA
Bromomethane	µg/L	29	< 1.0	< 1.0	< 1.0	< 1.0	< 1.0	< 1.0	< 1.0	< 1.0 J	NA	NA	NA	NA	NA	NA	NA	NA	< 1.0	< 1.0	< 1.0	< 1.0	< 1.0	< 1.0	< 1.0	< 1.0 J	NA	NA	NA	NA	NA	NA	NA	NA
Carbon Disulfide	µg/L	2,300	< 5.0	< 5.0	< 5.0	< 5.0	< 5.0	< 5.0	< 5.0	< 5.0	NA	NA	NA	NA	NA	NA	NA	NA	< 5.0	< 5.0	< 5.0	< 5.0	< 5.0	< 5.0	< 5.0	< 5.0	NA	NA	NA	NA	NA	NA	NA	NA
Carbon Tetrachloride	µg/L	5.0	< 1.0	< 1.0	< 1.0	< 1.0	< 1.0	< 1.0	< 1.0	< 1.0	NA	NA	NA	NA	NA	NA	NA	NA	< 1.0	< 1.0	< 1.0	< 1.0	< 1.0	< 1.0	< 1.0	< 1.0	NA	NA	NA	NA	NA	NA	NA	NA
Trichlorofluoromethane (CFC-11)	µg/L	7,300	< 1.0	< 1.0	< 1.0	< 1.0	< 1.0	< 1.0	< 1.0	< 1.0 J	NA	NA	NA	NA	NA	NA	NA	NA	< 1.0	< 1.0	< 1.0	< 1.0	< 1.0	< 1.0	< 1.0	< 1.0	NA	NA	NA	NA	NA	NA	NA	NA
Dichlorodifluoromethane (CFC-12)	µg/L	4,800	< 1.0	< 1.0	< 1.0	< 1.0	< 1.0	< 1.0	< 1.0	< 1.0	NA	NA	NA	NA	NA	NA	NA	NA	< 1.0	< 1.0	< 1.0	< 1.0	< 1.0	< 1.0	< 1.0	< 1.0	NA	NA	NA	NA	NA	NA	NA	NA
Chlorobenzene	µg/L	100	< 1.0	< 1.0	< 1.0	< 1.0	< 1.0	< 1.0	< 1.0	< 1.0	NA	NA	NA	NA	NA	NA	NA	NA	< 1.0	< 1.0	< 1.0	< 1.0	< 1.0	< 1.0	< 1.0	< 1.0	NA	NA	NA	NA	NA	NA	NA	NA
Chlorodibromomethane	µg/L	80	< 1.0	< 1.0	< 1.0	< 1.0	< 1.0	< 1.0	< 1.0	< 1.0	NA	NA	NA	NA	NA	NA	NA	NA	< 1.0	< 1.0	< 1.0	< 1.0	< 1.0	< 1.0	< 1.0	< 1.0 J	NA	NA	NA	NA	NA	NA	NA	NA
Chloroethane	µg/L	1,700	< 1.0	< 1.0	< 1.0	< 1.0	< 1.0	< 1.0	< 1.0	< 1.0 J	NA	NA	NA	NA	NA	NA	NA	NA	< 1.0	< 1.0	< 1.0	< 1.0	< 1.0	< 1.0	< 1.0	< 1.0 J	NA	NA	NA	NA	NA	NA	NA	NA
Chloroform	µg/L	80	< 1.0	< 1.0	< 1.0	< 1.0	< 1.0	< 1.0	< 1.0	< 1.0	NA	NA	NA	NA	NA	NA	NA	NA	< 1.0	< 1.0	< 1.0	< 1.0	< 1.0	< 1.0	< 1.0	< 1.0	NA	NA	NA	NA	NA	NA	NA	NA
Chloromethane	µg/L	1,100	< 1.0	< 1.0	< 1.0	< 1.0	< 1.0	< 1.0	< 1.0	< 1.0	NA	NA	NA	NA	NA	NA	NA	NA	< 1.0	< 1.0	< 1.0	< 1.0	< 1.0	< 1.0	< 1.0	< 1.0	NA	NA	NA	NA	NA	NA	NA	NA
cis-1,2-Dichloroethene	µg/L	70	< 1.0	< 1.0	< 1.0	< 1.0	< 1.0	< 1.0	< 1.0	< 1.0	0.16 J	< 1.0	< 1.0	< 1.0	< 1.0	< 1.0 UB	< 1.0	< 1.0	< 1.0	< 1.0	< 1.0	< 1.0	< 1.0	< 1.0	< 1.0	< 1.0	< 1.0	< 1.0	< 1.0	< 1.0	< 1.0	< 1.0	< 1.0	< 1.0
cis-1,3-Dichloropropene	µg/L	NS	< 1.0	< 1.0	< 1.0	< 1.0	< 1.0	< 1.0	< 1.0	< 1.0	NA	NA	NA	NA	NA	NA	NA	NA	< 1.0	< 1.0	< 1.0	< 1.0	< 1.0	< 1.0	< 1.0	< 1.0	NA	NA	NA	NA	NA	NA	NA	NA
Cyclohexane	µg/L	NS	< 1.0	< 1.0	< 1.0	< 1.0	< 1.0	< 1.0	< 1.0	< 1.0	NA	NA	NA	NA	NA	NA	NA	NA	< 1.0	< 1.0	< 1.0	< 1.0	< 1.0	< 1.0	< 1.0	< 1.0	NA	NA	NA	NA	NA	NA	NA	NA
Dichloromethane	µg/L	5.0	< 5.0	< 5.0	< 5.0	< 5.0	< 5.0	< 5.0	< 5.0	< 5.0	NA	NA	NA	NA	NA	NA	NA	NA	< 5.0	< 5.0	< 5.0	< 5.0	< 5.0	< 5.0	< 5.0	< 5.0	NA	NA	NA	NA	NA	NA	NA	NA
Diethyl ether	µg/L	10	< 2.0	< 2.0	< 2.0	< 2.0	< 2.0	< 2.0	< 2.0	< 2.0	NA	NA	NA	NA	NA	NA	NA	NA	< 2.0	< 2.0	< 2.0	< 2.0	< 2.0	< 2.0	< 2.0	< 2.0	NA	NA	NA	NA	NA	NA	NA	NA
Ethylbenzene	µg/L	74	< 1.0	< 1.0	< 1.0	< 1.0	< 1.0	< 1.0	< 1.0	< 1.0	NA	NA	NA	NA	NA	NA	NA	NA	< 1.0	< 1.0	< 1.0	< 1.0	< 1.0	< 1.0	< 1.0	< 1.0	NA	NA	NA	NA	NA	NA	NA	NA
Isopropylbenzene	µg/L	2,300	< 1.0	< 1.0	< 1.0	< 1.0	< 1.0	< 1.0	< 1.0	< 1.0	NA	NA	NA	NA	NA	NA	NA	NA	< 1.0	< 1.0	< 1.0	< 1.0	< 1.0	< 1.0	< 1.0	< 1.0	NA	NA	NA	NA	NA	NA	NA	NA
Methyl Acetate	µg/L	NS	< 10	< 10	< 10	< 10	< 10	< 10	< 10	< 10	NA	NA	NA	NA	NA	NA	NA	NA	< 10	< 10	< 10	< 10	< 10	< 10	< 10	< 10	NA	NA	NA	NA	NA	NA	NA	NA
Methyl N-Butyl Ketone (2-Hexanone)	µg/L	2,900	< 10	< 10	< 10	< 10	< 10	0.88 J	< 10	< 10	NA	NA	NA	NA	NA	NA	NA	NA	< 10	< 10	< 10	< 10	< 10	< 10	< 10	< 10	NA	NA	NA	NA	NA	NA	NA	NA
Methylcyclohexane	µg/L	NS	< 1.0	< 1.0	< 1.0	< 1.0	< 1.0	< 1.0	< 1.0	< 1.0	NA	NA	NA	NA	NA	NA	NA	NA	< 1.0	< 1.0	< 1.0	< 1.0	< 1.0	< 1.0	< 1.0	< 1.0	NA	NA	NA	NA	NA	NA	NA	NA

See Notes on Last Page.

Table 2
On-Site Groundwater Analytical Results
Ford Livonia Transmission Plant
36200 Plymouth Road
Livonia, Michigan

Location:		EGLE Non-Residential Drinking Water Criteria	MW-24																MW-25																	
Screen Interval (ft. bgs):			19-24																16-21																	
Date:	Unit		4/26/2017	8/2/2017	11/10/2017	2/14/2018	5/14/2018	8/14/2018	10/29/2018	3/1/2019	6/11/2019	9/23/2019	11/22/2019	2/10/2020	8/13/2020	11/16/2020	2/11/2021	5/19/2021	4/21/2017	8/2/2017	11/14/2017	2/13/2018	5/9/2018	8/13/2018	10/29/2018	2/27/2019	6/10/2019	9/25/2019	11/15/2019	2/6/2020	8/13/2020	11/9/2020	3/1/2021	5/10/2021
Methyl-tert-butyl ether	µg/L	40	< 1.0	< 1.0	< 1.0	< 1.0	< 1.0	< 1.0	< 1.0	< 1.0 J	NA	NA	NA	NA	NA	NA	NA	NA	< 1.0	< 1.0	< 1.0	< 1.0	< 1.0	< 1.0	< 1.0	< 1.0	NA	NA	NA	NA	NA	NA	NA	NA	NA	NA
Naphthalene	µg/L	1,500	NA	NA	NA	NA	NA	NA	NA	NA	NA	NA	NA	NA	NA	NA	NA	NA	NA	NA	NA	NA	NA	NA	NA	NA	NA	NA	NA	NA	NA	NA	NA	NA	NA	NA
Styrene (Monomer)	µg/L	100	< 1.0	< 1.0	< 1.0	< 1.0	< 1.0	< 1.0	< 1.0	< 1.0	NA	NA	NA	NA	NA	NA	NA	NA	< 1.0	< 1.0	< 1.0	< 1.0	< 1.0	< 1.0	< 1.0	< 1.0	NA	NA	NA	NA	NA	NA	NA	NA	NA	NA
Tetrachloroethene	µg/L	5.0	< 1.0	< 1.0	< 1.0	< 1.0	< 1.0	< 1.0	< 1.0	< 1.0	< 1.0	< 1.0	< 1.0	< 1.0	< 1.0	< 1.0	< 1.0	< 1.0	< 1.0	< 1.0	< 1.0	< 1.0	< 1.0	< 1.0	< 1.0	< 1.0	< 1.0	< 1.0	< 1.0	< 1.0	< 1.0	< 1.0	< 1.0	< 1.0	< 1.0
Toluene	µg/L	790	< 1.0	< 1.0	< 1.0	< 1.0	< 1.0	< 1.0	< 1.0	< 1.0	NA	NA	NA	NA	NA	NA	NA	NA	< 1.0	< 1.0	< 1.0	< 1.0	< 1.0	< 1.0	< 1.0	< 1.0	NA	NA	NA	NA	NA	NA	NA	NA	NA	NA
Total Xylenes	µg/L	280	< 2.0	< 2.0	< 2.0	< 2.0	< 2.0	< 2.0	< 2.0	< 2.0	NA	NA	NA	NA	NA	NA	NA	NA	< 2.0	< 2.0	< 2.0	< 2.0	< 2.0	< 2.0	< 2.0	< 2.0	NA	NA	NA	NA	NA	NA	NA	NA	NA	NA
trans-1,2-Dichloroethene	µg/L	100	< 1.0	< 1.0	< 1.0	< 1.0	< 1.0	< 1.0	< 1.0	< 1.0	< 1.0	< 1.0	< 1.0	< 1.0	< 1.0	< 1.0	< 1.0	< 1.0	< 1.0	< 1.0	< 1.0	< 1.0	< 1.0	< 1.0	< 1.0	< 1.0	< 1.0	< 1.0	< 1.0	< 1.0	< 1.0	< 1.0	< 1.0	< 1.0	< 1.0
trans-1,3-Dichloropropene	µg/L	NS	< 1.0	< 1.0	< 1.0	< 1.0	< 1.0	< 1.0	< 1.0	< 1.0	NA	NA	NA	NA	NA	NA	NA	NA	< 1.0	< 1.0	< 1.0	< 1.0	< 1.0	< 1.0	< 1.0	< 1.0	NA	NA	NA	NA	NA	NA	NA	NA	NA	NA
Trichloroethene	µg/L	5.0	< 1.0	< 1.0	< 1.0	< 1.0	< 1.0	< 1.0	< 1.0	< 1.0 J	< 1.0	< 1.0	< 1.0	< 1.0	< 1.0	< 1.0	< 1.0	< 1.0	< 1.0	< 1.0	< 1.0	< 1.0	< 1.0	< 1.0	< 1.0	< 1.0	< 1.0	< 1.0	< 1.0	< 1.0	< 1.0	< 1.0	< 1.0	< 1.0	< 1.0	< 1.0
Vinyl chloride	µg/L	2.0	< 1.0	< 1.0	< 1.0	< 1.0	< 1.0	< 1.0	< 1.0	< 1.0	< 1.0	< 1.0	< 1.0	< 1.0	< 1.0	< 1.0	< 1.0	< 1.0	< 1.0	< 1.0	< 1.0	< 1.0	< 1.0	< 1.0	< 1.0	< 1.0	< 1.0	< 1.0	< 1.0	< 1.0	< 1.0	< 1.0	< 1.0	< 1.0	< 1.0
Gases																																				
Ethane	µg/L	NS	NA	NA	NA	NA	NA	NA	NA	NA	NA	NA	NA	NA	NA	NA	NA	NA	NA	NA	NA	NA	NA	NA	NA	NA	NA	NA	NA	NA	NA	NA	NA	NA	NA	NA
Ethene	µg/L	NS	NA	NA	NA	NA	NA	NA	NA	NA	NA	NA	NA	NA	NA	NA	NA	NA	NA	NA	NA	NA	NA	NA	NA	NA	NA	NA	NA	NA	NA	NA	NA	NA	NA	NA
Methane	µg/L	NS	NA	NA	NA	NA	NA	NA	NA	NA	NA	NA	NA	NA	NA	NA	NA	NA	NA	NA	NA	NA	NA	NA	NA	NA	NA	NA	NA	NA	NA	NA	NA	NA	NA	NA
Other																																				
Carbon	mg/L	NS	NA	NA	NA	NA	NA	NA	NA	NA	NA	NA	NA	NA	NA	NA	NA	NA	NA	NA	NA	NA	NA	NA	NA	NA	NA	NA	NA	NA	NA	NA	NA	NA	NA	NA
Nitrate-N	mg/L	10	NA	NA	NA	NA	NA	NA	NA	NA	NA	NA	NA	NA	NA	NA	NA	NA	NA	NA	NA	NA	NA	NA	NA	NA	NA	NA	NA	NA	NA	NA	NA	NA	NA	NA
Sulfate	mg/L	250	NA	NA	NA	NA	NA	NA	NA	NA	NA	NA	NA	NA	NA	NA	NA	NA	NA	NA	NA	NA	NA	NA	NA	NA	NA	NA	NA	NA	NA	NA	NA	NA	NA	NA
Total Organic Carbon	mg/L	NS	NA	NA	NA	NA	NA	NA	NA	NA	NA	NA	NA	NA	NA	NA	NA	NA	NA	NA	NA	NA	NA	NA	NA	NA	NA	NA	NA	NA	NA	NA	NA	NA	NA	NA
Metals																																				
Iron, Dissolved	µg/L	300	NA	NA	NA	NA	NA	NA	NA	NA	NA	NA	NA	NA	NA	NA	NA	NA	NA	NA	NA	NA	NA	NA	NA	NA	NA	NA	NA	NA	NA	NA	NA	NA	NA	NA
Iron	µg/L	300	NA	NA	NA	NA	NA	NA	NA	NA	NA	NA	NA	NA	NA	NA	NA	NA	NA	NA	NA	NA	NA	NA	NA	NA	NA	NA	NA	NA	NA	NA	NA	NA	NA	NA
Manganese, Dissolved	µg/L	50	NA	NA	NA	NA	NA	NA	NA	NA	NA	NA	NA	NA	NA	NA	NA	NA	NA	NA	NA	NA	NA	NA	NA	NA	NA	NA	NA	NA	NA	NA	NA	NA	NA	NA
Manganese	µg/L	50	NA	NA	NA	NA	NA	NA	NA	NA	NA	NA	NA	NA	NA	NA	NA	NA	NA	NA	NA	NA	NA	NA	NA	NA	NA	NA	NA	NA	NA	NA	NA	NA	NA	NA

See Notes on Last Page.

Table 2
On-Site Groundwater Analytical Results
Ford Livonia Transmission Plant
36200 Plymouth Road
Livonia, Michigan

Location:		EGLE Non-Residential Drinking Water Criteria	MW-26												MW-28											
Screen Interval (ft. bgs):			4.5-14.5												2-12											
Date:	Unit		8/4/2017	11/14/2017	5/15/2018	8/9/2018	10/26/2018	2/28/2019	6/13/2019	9/25/2019	11/15/2019	2/18/2020	8/25/2020	11/12/2020	8/3/2017	11/8/2017	2/7/2018	5/15/2018	8/13/2018	10/31/2018	2/26/2019	6/11/2019	9/24/2019	11/14/2019	2/10/2020	8/20/2020	11/11/2020
Semi-volatile Organic Compounds (SVOCs)																										
1,4-Dioxane	µg/L	350	< 2.0 UB	< 2.0	< 2.0	< 2.0	< 2.0	< 2.0	< 2.0	< 2.0	< 2.0	< 2.0	< 2.0	< 2.0	< 2.0 UB	< 2.0	< 2.0	< 2.0	< 2.0	< 2.0	< 2.0	< 2.0	0.93 J	< 2.0	< 2.0	< 2.0	< 2.0
Volatile Organic Compounds (VOCs)																										
1,1,1-Trichloroethane	µg/L	200	< 1.0	< 1.0	< 1.0	< 1.0	< 1.0	< 1.0	NA	NA	NA	NA	NA	NA	28	26	25	24	37	35	15	NA	NA	NA	NA	NA	NA
1,1,2,2-Tetrachloroethane	µg/L	35	< 1.0	< 1.0	< 1.0	< 1.0	< 1.0	< 1.0	NA	NA	NA	NA	NA	NA	< 1.0	< 1.0	< 1.0	< 1.0	< 1.0	< 2.0	< 1.0 J	NA	NA	NA	NA	NA	NA
1,1,2-trichloro-1,2,2-trifluoroethane	µg/L	170,000	< 1.0	< 1.0	< 1.0	< 1.0	< 1.0	< 1.0	NA	NA	NA	NA	NA	NA	< 1.0	< 1.0	< 1.0	< 1.0	< 1.0	< 2.0	< 1.0	NA	NA	NA	NA	NA	NA
1,1,2-Trichloroethane	µg/L	5.0	< 1.0	< 1.0	< 1.0	< 1.0	< 1.0	< 1.0	NA	NA	NA	NA	NA	NA	< 1.0	< 1.0	< 1.0	< 1.0	< 1.0	< 2.0	< 1.0	NA	NA	NA	NA	NA	NA
1,1-Dichloroethane	µg/L	2,500	< 1.0	< 1.0	< 1.0	< 1.0	< 1.0	0.23 J	NA	NA	NA	NA	NA	NA	14	12	10	13	15	15	7.9	NA	NA	NA	NA	NA	NA
1,1-Dichloroethene	µg/L	7.0	< 1.0	< 1.0	< 1.0	< 1.0	< 1.0	< 1.0	< 1.0	0.87 J	< 1.0	< 1.0	< 1.0	< 1.0	0.71 J	1.6	0.90 J	0.57 J	0.33 J	0.43 J	0.40 J	1.8	1.2	< 1.0	< 5.0	0.52 J	0.70 J
1,2,3-Trimethylbenzene	µg/L	NS	< 5.0	< 5.0	< 5.0	< 5.0	< 5.0	< 5.0	NA	NA	NA	NA	NA	NA	< 5.0	< 5.0	< 5.0	< 5.0	< 5.0	< 10	< 5.0	NA	NA	NA	NA	NA	NA
1,2,4-Trichlorobenzene	µg/L	70	< 1.0	< 1.0	< 1.0	< 1.0	< 1.0	< 1.0	NA	NA	NA	NA	NA	NA	< 1.0	< 1.0	< 1.0	< 1.0	< 1.0	< 2.0	< 1.0	NA	NA	NA	NA	NA	NA
1,2,4-Trimethylbenzene	µg/L	63	< 1.0	< 1.0	< 1.0	< 1.0	< 1.0	< 1.0	NA	NA	NA	NA	NA	NA	< 1.0	< 1.0	< 1.0	< 1.0	< 1.0	< 2.0	< 1.0	NA	NA	NA	NA	NA	NA
1,2-Dibromo-3-chloropropane	µg/L	0.2	< 1.0	< 1.0	< 1.0	< 1.0	< 1.0	< 1.0 J	NA	NA	NA	NA	NA	NA	< 1.0	< 1.0	< 1.0	< 1.0	< 1.0	< 2.0	< 1.0 J	NA	NA	NA	NA	NA	NA
1,2-Dibromoethane	µg/L	0.05	< 1.0	< 1.0	< 1.0	< 1.0	< 1.0	< 1.0	NA	NA	NA	NA	NA	NA	< 1.0	< 1.0	< 1.0	< 1.0	< 1.0	< 2.0	< 1.0 J	NA	NA	NA	NA	NA	NA
1,2-Dichlorobenzene	µg/L	600	< 1.0	< 1.0	< 1.0	< 1.0	< 1.0	< 1.0	NA	NA	NA	NA	NA	NA	< 1.0	< 1.0	< 1.0	< 1.0	< 1.0	< 2.0	< 1.0	NA	NA	NA	NA	NA	NA
1,2-Dichloroethane	µg/L	5.0	< 1.0	< 1.0	< 1.0	< 1.0	< 1.0	< 1.0	NA	NA	NA	NA	NA	NA	< 1.0	< 1.0	< 1.0	< 1.0	< 1.0	< 2.0	< 1.0	NA	NA	NA	NA	NA	NA
1,2-Dichloropropane	µg/L	5.0	< 1.0	< 1.0	< 1.0	< 1.0	< 1.0	< 1.0	NA	NA	NA	NA	NA	NA	< 1.0	< 1.0	< 1.0	< 1.0	< 1.0	< 2.0	< 1.0	NA	NA	NA	NA	NA	NA
1,3,5-Trimethylbenzene	µg/L	72	< 1.0	< 1.0	< 1.0	< 1.0	< 1.0	< 1.0	NA	NA	NA	NA	NA	NA	< 1.0	< 1.0	< 1.0	< 1.0	< 1.0	< 2.0	< 1.0	NA	NA	NA	NA	NA	NA
1,3-Dichlorobenzene	µg/L	19	< 1.0	< 1.0	< 1.0	< 1.0	< 1.0	< 1.0	NA	NA	NA	NA	NA	NA	< 1.0	< 1.0	< 1.0	< 1.0	< 1.0	< 2.0	< 1.0	NA	NA	NA	NA	NA	NA
1,4-Dichlorobenzene	µg/L	75	< 1.0	< 1.0	< 1.0	< 1.0	< 1.0	< 1.0	NA	NA	NA	NA	NA	NA	< 1.0	< 1.0	< 1.0	< 1.0	< 1.0	< 2.0	< 1.0	NA	NA	NA	NA	NA	NA
2-Butanone (MEK)	µg/L	38,000	< 10	< 10	< 10	< 10	< 10	< 10	NA	NA	NA	NA	NA	NA	< 10	< 10	< 10	< 10	< 10	< 20	< 10 J	NA	NA	NA	NA	NA	NA
2-Methylnaphthalene	µg/L	750	NA	NA	NA	NA	NA	NA	NA	NA	NA	NA	NA	NA	NA	NA	NA	NA	NA	NA	NA	NA	NA	NA	NA	NA	NA
4-Methyl-2-Pentanone (MIBK)	µg/L	5,200	< 10	< 10	< 10	< 10	< 10	< 10	NA	NA	NA	NA	NA	NA	< 10	< 10	< 10	< 10	< 10	< 20	< 10 J	NA	NA	NA	NA	NA	NA
Acetone	µg/L	2,100	< 10	< 10	< 10	< 10	< 10	< 10	NA	NA	NA	NA	NA	NA	< 10	< 10	< 10	< 10	< 10	< 20	< 10	NA	NA	NA	NA	NA	NA
Benzene	µg/L	5.0	< 1.0	< 1.0	< 1.0	< 1.0	< 1.0	< 1.0	NA	NA	NA	NA	NA	NA	< 1.0	< 1.0	< 1.0	< 1.0	< 1.0	< 2.0	< 1.0	NA	NA	NA	NA	NA	NA
Bromodichloromethane	µg/L	80	< 1.0	< 1.0	< 1.0	< 1.0	< 1.0	< 1.0	NA	NA	NA	NA	NA	NA	< 1.0	< 1.0	< 1.0	< 1.0	< 1.0	< 2.0	< 1.0	NA	NA	NA	NA	NA	NA
Bromoform	µg/L	80	< 1.0	< 1.0	< 1.0	< 1.0	< 1.0	< 1.0	NA	NA	NA	NA	NA	NA	< 1.0	< 1.0	< 1.0	< 1.0	< 1.0	< 2.0	< 1.0 J	NA	NA	NA	NA	NA	NA
Bromomethane	µg/L	29	< 1.0	< 1.0	< 1.0	< 1.0	< 1.0	< 1.0 J	NA	NA	NA	NA	NA	NA	< 1.0	< 1.0	< 1.0	< 1.0	< 1.0	< 2.0	< 1.0	NA	NA	NA	NA	NA	NA
Carbon Disulfide	µg/L	2,300	< 5.0	< 5.0	< 5.0	< 5.0	< 5.0	< 5.0	NA	NA	NA	NA	NA	NA	< 5.0	< 5.0	< 5.0	< 5.0	< 5.0	< 10	< 5.0	NA	NA	NA	NA	NA	NA
Carbon Tetrachloride	µg/L	5.0	< 1.0	< 1.0	< 1.0	< 1.0	< 1.0	< 1.0	NA	NA	NA	NA	NA	NA	< 1.0	< 1.0	< 1.0	< 1.0	< 1.0	< 2.0	< 1.0	NA	NA	NA	NA	NA	NA
Trichlorofluoromethane (CFC-11)	µg/L	7,300	< 1.0	< 1.0	< 1.0	< 1.0	< 1.0	< 1.0	NA	NA	NA	NA	NA	NA	< 1.0	< 1.0	< 1.0	< 1.0	< 1.0	< 2.0	< 1.0	NA	NA	NA	NA	NA	NA
Dichlorodifluoromethane (CFC-12)	µg/L	4,800	< 1.0	< 1.0	< 1.0	< 1.0	< 1.0	< 1.0	NA	NA	NA	NA	NA	NA	< 1.0	< 1.0	< 1.0	< 1.0	< 1.0	< 2.0	< 1.0	NA	NA	NA	NA	NA	NA
Chlorobenzene	µg/L	100	< 1.0	< 1.0	< 1.0	< 1.0	< 1.0	< 1.0	NA	NA	NA	NA	NA	NA	< 1.0	< 1.0	< 1.0	< 1.0	< 1.0	< 2.0	< 1.0	NA	NA	NA	NA	NA	NA
Chlorodibromomethane	µg/L	80	< 1.0	< 1.0	< 1.0	< 1.0	< 1.0	< 1.0	NA	NA	NA	NA	NA	NA	< 1.0	< 1.0	< 1.0	< 1.0	< 1.0	< 2.0	< 1.0 J	NA	NA	NA	NA	NA	NA
Chloroethane	µg/L	1,700	< 1.0	< 1.0	< 1.0	< 1.0	< 1.0	< 1.0 J	NA	NA	NA	NA	NA	NA	< 1.0	< 1.0	< 1.0	< 1.0	< 1.0	< 2.0	< 1.0	NA	NA	NA	NA	NA	NA
Chloroform	µg/L	80	< 1.0	< 1.0	< 1.0	< 1.0	< 1.0	< 1.0	NA	NA	NA	NA	NA	NA	< 1.0	< 1.0	< 1.0	< 1.0	< 1.0	< 2.0	< 1.0	NA	NA	NA	NA	NA	NA
Chloromethane	µg/L	1,100	< 1.0	< 1.0	< 1.0	< 1.0	< 1.0	< 1.0	NA	NA	NA	NA	NA	NA	< 1.0	< 1.0	< 1.0	< 1.0	< 1.0	< 2.0	< 1.0	NA	NA	NA	NA	NA	NA
cis-1,2-Dichloroethene	µg/L	70	< 1.0	< 1.0	< 1.0	< 1.0	< 1.0	< 1.0	< 1.0	< 1.0	< 1.0	< 1.0	< 1.0	< 1.0	1.1	0.91 J	0.50 J	0.43 J	0.86 J	0.51 J	0.24 J	0.22 J	0.98 J	< 1.0	< 5.0	0.63 J	0.30 J
cis-1,3-Dichloropropene	µg/L	NS	< 1.0	< 1.0	< 1.0	< 1.0	< 1.0	< 1.0	NA	NA	NA	NA	NA	NA	< 1.0	< 1.0	< 1.0	< 1.0	< 1.0	< 2.0	< 1.0	NA	NA	NA	NA	NA	NA
Cyclohexane	µg/L	NS	< 1.0	< 1.0	< 1.0	< 1.0	< 1.0	< 1.0	NA	NA	NA	NA	NA	NA	< 1.0	< 1.0	< 1.0	< 1.0	< 1.0	< 2.0	< 1.0	NA	NA	NA	NA	NA	NA
Dichloromethane	µg/L	5.0	< 5.0	< 5.0	< 5.0	< 5.0	< 5.0 UB	< 5.0	NA	NA	NA	NA	NA	NA	< 5.0	< 5.0	< 5.0	< 5.0	< 5.0	< 10	< 5.0	NA	NA	NA	NA	NA	NA
Diethyl ether	µg/L	10	< 2.0	< 2.0	< 2.0	< 2.0	< 2.0	< 2.0	NA	NA	NA	NA	NA	NA	< 2.0	< 2.0	< 2.0	< 2.0	< 2.0	< 4.0	< 2.0	NA	NA	NA	NA	NA	NA
Ethylbenzene	µg/L	74	< 1.0	< 1.0	< 1.0	< 1.0	< 1.0	< 1.0	NA	NA	NA	NA	NA	NA	< 1.0	< 1.0	< 1.0	< 1.0	< 1.0	< 2.0	< 1.0	NA	NA	NA	NA	NA	NA
Isopropylbenzene	µg/L	2,300	< 1.0	< 1.0	< 1.0	< 1.0	< 1.0	< 1.0	NA	NA	NA	NA	NA	NA	< 1.0	< 1.0	< 1.0	< 1.0	< 1.0	< 2.0	< 1.0	NA	NA	NA	NA	NA	NA
Methyl Acetate	µg/L	NS	< 10	< 10	< 10	< 10	< 10	< 10	NA	NA	NA	NA	NA	NA	< 10	< 10	< 10	< 10	< 10	< 20	< 10	NA	NA	NA	NA	NA	NA
Methyl N-Butyl Ketone (2-Hexanone)	µg/L	2,900	< 10	< 10	< 10	< 10	< 10	< 10	NA	NA	NA	NA	NA	NA	< 10	< 10	< 10	< 10	< 10	< 20	< 10 J	NA	NA	NA	NA	NA	NA
Methylcyclohexane	µg/L	NS	< 1.0	< 1.0	< 1.0	< 1.0	< 1.0	< 1.0	NA	NA	NA	NA	NA	NA	< 1.0	< 1.0	< 1.0	< 1.0	< 1.0	< 2.0	< 1.0	NA	NA	NA	NA	NA	NA

See Notes on Last Page.

Table 2
On-Site Groundwater Analytical Results
Ford Livonia Transmission Plant
36200 Plymouth Road
Livonia, Michigan

Location:		EGLE Non-Residential Drinking Water Criteria	MW-26												MW-28											
Screen Interval (ft. bgs):			4.5-14.5												2-12											
Date:	Unit		8/4/2017	11/14/2017	5/15/2018	8/9/2018	10/26/2018	2/28/2019	6/13/2019	9/25/2019	11/15/2019	2/18/2020	8/25/2020	11/12/2020	8/3/2017	11/8/2017	2/7/2018	5/15/2018	8/13/2018	10/31/2018	2/26/2019	6/11/2019	9/24/2019	11/14/2019	2/10/2020	8/20/2020	11/11/2020
Methyl-tert-butyl ether	µg/L	40	< 1.0	< 1.0	< 1.0 J	< 1.0	< 1.0	< 1.0	NA	NA	NA	NA	NA	NA	< 1.0	< 1.0	< 1.0	< 1.0 J	< 1.0	< 2.0	< 1.0	NA	NA	NA	NA	NA	NA
Naphthalene	µg/L	1,500	NA	NA	NA	NA	NA	NA	NA	NA	NA	NA	NA	NA	NA	NA	NA	NA	NA	NA	NA	NA	NA	NA	NA	NA	NA
Styrene (Monomer)	µg/L	100	< 1.0	< 1.0	< 1.0	< 1.0	< 1.0	< 1.0	NA	NA	NA	NA	NA	NA	< 1.0	< 1.0	< 1.0	< 1.0	< 1.0	< 2.0	< 1.0	NA	NA	NA	NA	NA	NA
Tetrachloroethene	µg/L	5.0	< 1.0	< 1.0	< 1.0	< 1.0	< 1.0	< 1.0	< 1.0	< 1.0	< 1.0	< 1.0	< 1.0	< 1.0	< 1.0	< 1.0	< 1.0	< 1.0	0.22 J	< 2.0	< 1.0	0.16 J	0.27 J	< 1.0	< 5.0	< 1.0	0.30 J
Toluene	µg/L	790	< 1.0	< 1.0	< 1.0	< 1.0	< 1.0	< 1.0	NA	NA	NA	NA	NA	NA	< 1.0	< 1.0	< 1.0	< 1.0	< 1.0	< 2.0	< 1.0	NA	NA	NA	NA	NA	NA
Total Xylenes	µg/L	280	< 2.0	< 2.0	< 2.0	< 2.0	< 2.0	< 2.0	NA	NA	NA	NA	NA	NA	< 2.0	< 2.0	< 2.0	< 2.0	< 2.0	< 4.0	< 2.0	NA	NA	NA	NA	NA	NA
trans-1,2-Dichloroethene	µg/L	100	< 1.0	< 1.0	< 1.0	< 1.0	< 1.0	< 1.0	< 1.0	< 1.0	< 1.0 J	< 1.0	< 1.0	< 1.0	< 1.0	< 1.0	< 1.0	< 1.0	< 1.0	< 2.0	< 1.0	< 1.0	< 1.0	< 1.0	< 5.0	< 1.0	< 1.0
trans-1,3-Dichloropropene	µg/L	NS	< 1.0	< 1.0	< 1.0	< 1.0	< 1.0	< 1.0	NA	NA	NA	NA	NA	NA	< 1.0	< 1.0	< 1.0	< 1.0	< 1.0	< 2.0	< 1.0	NA	NA	NA	NA	NA	NA
Trichloroethene	µg/L	5.0	< 1.0	< 1.0	< 1.0	< 1.0	< 1.0	< 1.0	< 1.0	< 1.0	< 1.0	< 1.0	< 1.0	< 1.0	0.68 J	0.59 J	0.45 J	0.51 J	0.66 J	0.70 J	0.30 J	0.43 J	0.64 J	< 1.0	< 5.0	0.51 J	0.36 J
Vinyl chloride	µg/L	2.0	< 1.0	< 1.0	< 1.0	< 1.0	< 1.0	< 1.0	< 1.0	< 1.0	< 1.0	< 1.0	< 1.0	< 1.0	< 1.0	< 1.0	< 1.0	< 1.0	< 1.0	< 2.0	0.33 J	< 1.0	< 1.0	< 1.0	< 5.0	< 1.0	< 1.0
Gases																											
Ethane	µg/L	NS	NA	NA	NA	NA	NA	NA	NA	NA	NA	NA	NA	NA	NA	NA	NA	NA	NA	NA	NA	NA	NA	NA	NA	NA	NA
Ethene	µg/L	NS	NA	NA	NA	NA	NA	NA	NA	NA	NA	NA	NA	NA	NA	NA	NA	NA	NA	NA	NA	NA	NA	NA	NA	NA	NA
Methane	µg/L	NS	NA	NA	NA	NA	NA	NA	NA	NA	NA	NA	NA	NA	NA	NA	NA	NA	NA	NA	NA	NA	NA	NA	NA	NA	NA
Other																											
Carbon	mg/L	NS	NA	NA	NA	NA	NA	NA	NA	NA	NA	NA	NA	NA	NA	NA	NA	NA	NA	NA	NA	NA	NA	NA	NA	NA	NA
Nitrate-N	mg/L	10	NA	NA	NA	NA	NA	NA	NA	NA	NA	NA	NA	NA	NA	NA	NA	NA	NA	NA	NA	NA	NA	NA	NA	NA	NA
Sulfate	mg/L	250	NA	NA	NA	NA	NA	NA	NA	NA	NA	NA	NA	NA	NA	NA	NA	NA	NA	NA	NA	NA	NA	NA	NA	NA	NA
Total Organic Carbon	mg/L	NS	NA	NA	NA	NA	NA	NA	NA	NA	NA	NA	NA	NA	NA	NA	NA	NA	NA	NA	NA	NA	NA	NA	NA	NA	NA
Metals																											
Iron, Dissolved	µg/L	300	NA	NA	NA	NA	NA	NA	NA	NA	NA	NA	NA	NA	NA	NA	NA	NA	NA	NA	NA	NA	NA	NA	NA	NA	NA
Iron	µg/L	300	NA	NA	NA	NA	NA	NA	NA	NA	NA	NA	NA	NA	NA	NA	NA	NA	NA	NA	NA	NA	NA	NA	NA	NA	NA
Manganese, Dissolved	µg/L	50	NA	NA	NA	NA	NA	NA	NA	NA	NA	NA	NA	NA	NA	NA	NA	NA	NA	NA	NA	NA	NA	NA	NA	NA	NA
Manganese	µg/L	50	NA	NA	NA	NA	NA	NA	NA	NA	NA	NA	NA	NA	NA	NA	NA	NA	NA	NA	NA	NA	NA	NA	NA	NA	NA

See Notes on Last Page.

Table 2
On-Site Groundwater Analytical Results
Ford Livonia Transmission Plant
36200 Plymouth Road
Livonia, Michigan

Location:			MW-29																MW-30																
Screen Interval (ft. bgs):		EGLE Non-Residential Drinking Water Criteria	5-15																19-24																
Date:	Unit		4/26/2017	8/4/2017	11/14/2017	2/14/2018	5/14/2018	8/9/2018	10/26/2018	2/28/2019	6/12/2019	9/25/2019	11/20/2019	2/21/2020	8/18/2020	11/12/2020	2/9/2021	5/11/2021	4/25/2017	7/27/2017	11/9/2017	2/13/2018	5/8/2018	8/10/2018	11/1/2018	3/2/2019	6/15/2019	9/28/2019	11/23/2019	2/8/2020	5/30/2020	8/15/2020	11/14/2020	2/13/2021	5/15/2021
Semi-volatile Organic Compounds (SVOCs)																																			
1,4-Dioxane	µg/L	350	1.4 J	3.8	9.0	0.90 J	0.47 J	< 2.0	4.3	< 2.0	< 2.0	0.92 J	0.60 J	< 2.0	5.6	18	16	12	10	11	13	12	14	15	15	15	13	14	9.2	12	11	13	13	14	14
Volatile Organic Compounds (VOCs)																																			
1,1,1-Trichloroethane	µg/L	200	< 1.0	< 1.0	< 1.0	< 1.0	< 1.0	< 1.0	< 1.0	< 1.0	NA	NA	NA	NA	NA	NA	NA	NA	< 1.0	< 1.0	< 1.0	< 1.0	< 1.0	< 1.0	< 1.0	< 1.0	NA	NA	NA	NA	NA	NA	NA	NA	NA
1,1,2,2-Tetrachloroethane	µg/L	35	< 1.0	< 1.0	< 1.0	< 1.0	< 1.0	< 1.0	< 1.0	< 1.0	NA	NA	NA	NA	NA	NA	NA	NA	< 1.0	< 1.0	< 1.0	< 1.0	< 1.0	< 1.0	< 1.0	< 1.0	NA	NA	NA	NA	NA	NA	NA	NA	NA
1,1,2-trichloro-1,2,2-trifluoroethane	µg/L	170,000	< 1.0	< 1.0	< 1.0	< 1.0	< 1.0	< 1.0	< 1.0	< 1.0	NA	NA	NA	NA	NA	NA	NA	NA	< 1.0	< 1.0	< 1.0	< 1.0	< 1.0	< 1.0	< 1.0	< 1.0	NA	NA	NA	NA	NA	NA	NA	NA	NA
1,1,2-Trichloroethane	µg/L	5.0	< 1.0	< 1.0	< 1.0	< 1.0	< 1.0	< 1.0	< 1.0	< 1.0	NA	NA	NA	NA	NA	NA	NA	NA	< 1.0	< 1.0	< 1.0	< 1.0	< 1.0	< 1.0	< 1.0	< 1.0	NA	NA	NA	NA	NA	NA	NA	NA	NA
1,1-Dichloroethane	µg/L	2,500	< 1.0	< 1.0	< 1.0	< 1.0	< 1.0	< 1.0	< 1.0	< 1.0	NA	NA	NA	NA	NA	NA	NA	NA	< 1.0	< 1.0	< 1.0	< 1.0	< 1.0	< 1.0	< 1.0	< 1.0	NA	NA	NA	NA	NA	NA	NA	NA	NA
1,1-Dichloroethene	µg/L	7.0	< 1.0	< 1.0	< 1.0	< 1.0	< 1.0	< 1.0	< 1.0	< 1.0	< 1.0	< 1.0	< 1.0	< 1.0	< 1.0	< 1.0	< 1.0	< 1.0	< 1.0	< 1.0	< 1.0	< 1.0	< 1.0	< 1.0	< 1.0	< 1.0	< 1.0	< 1.0	< 1.0	< 1.0	< 1.0	< 1.0	< 1.0	< 1.0	< 1.0
1,2,3-Trimethylbenzene	µg/L	NS	< 5.0	< 5.0	< 5.0	< 5.0	NA	< 5.0	< 5.0	< 5.0	NA	NA	NA	NA	NA	NA	NA	NA	< 5.0	< 5.0	< 5.0	< 5.0	< 5.0	< 5.0	< 5.0	< 5.0	NA	NA	NA	NA	NA	NA	NA	NA	NA
1,2,4-Trichlorobenzene	µg/L	70	< 1.0	< 1.0	< 1.0	< 1.0	< 1.0	< 1.0	< 1.0	< 1.0	NA	NA	NA	NA	NA	NA	NA	NA	< 1.0	< 1.0	< 1.0	< 1.0	< 1.0	< 1.0	< 1.0	< 1.0	NA	NA	NA	NA	NA	NA	NA	NA	NA
1,2,4-Trimethylbenzene	µg/L	63	< 1.0	< 1.0	< 1.0	< 1.0	< 1.0	< 1.0	< 1.0	< 1.0	NA	NA	NA	NA	NA	NA	NA	NA	< 1.0	< 1.0	< 1.0	< 1.0	< 1.0	< 1.0	< 1.0	< 1.0	NA	NA	NA	NA	NA	NA	NA	NA	NA
1,2-Dibromo-3-chloropropane	µg/L	0.2	< 1.0	< 1.0	< 1.0	< 1.0	< 1.0	< 1.0	< 1.0	< 1.0 J	NA	NA	NA	NA	NA	NA	NA	NA	< 1.0	< 1.0	< 1.0	< 1.0	< 1.0	< 1.0	< 1.0	< 1.0 J	NA	NA	NA	NA	NA	NA	NA	NA	NA
1,2-Dibromoethane	µg/L	0.05	< 1.0	< 1.0	< 1.0	< 1.0	< 1.0	< 1.0	< 1.0	< 1.0	NA	NA	NA	NA	NA	NA	NA	NA	< 1.0	< 1.0	< 1.0	< 1.0	< 1.0	< 1.0	< 1.0	< 1.0	NA	NA	NA	NA	NA	NA	NA	NA	NA
1,2-Dichlorobenzene	µg/L	600	< 1.0	< 1.0	< 1.0	< 1.0	< 1.0	< 1.0	< 1.0	< 1.0	NA	NA	NA	NA	NA	NA	NA	NA	< 1.0	< 1.0	< 1.0	< 1.0	< 1.0	< 1.0	< 1.0	< 1.0	NA	NA	NA	NA	NA	NA	NA	NA	NA
1,2-Dichloroethane	µg/L	5.0	< 1.0	< 1.0	< 1.0	< 1.0	< 1.0	< 1.0	< 1.0	< 1.0	NA	NA	NA	NA	NA	NA	NA	NA	< 1.0	< 1.0	< 1.0	< 1.0	< 1.0	< 1.0	< 1.0	< 1.0	NA	NA	NA	NA	NA	NA	NA	NA	NA
1,2-Dichloropropane	µg/L	5.0	< 1.0	< 1.0	< 1.0	< 1.0	< 1.0	< 1.0	< 1.0	< 1.0	NA	NA	NA	NA	NA	NA	NA	NA	< 1.0	< 1.0	< 1.0	< 1.0	< 1.0	< 1.0	< 1.0	< 1.0	NA	NA	NA	NA	NA	NA	NA	NA	NA
1,3,5-Trimethylbenzene	µg/L	72	< 1.0	< 1.0	< 1.0	< 1.0	< 1.0	< 1.0	< 1.0	< 1.0	NA	NA	NA	NA	NA	NA	NA	NA	< 1.0	< 1.0	< 1.0	< 1.0	< 1.0	< 1.0	< 1.0	< 1.0	NA	NA	NA	NA	NA	NA	NA	NA	NA
1,3-Dichlorobenzene	µg/L	19	< 1.0	< 1.0	< 1.0	< 1.0	< 1.0	< 1.0	0.27 J	< 1.0	NA	NA	NA	NA	NA	NA	NA	NA	< 1.0	< 1.0	< 1.0	< 1.0	< 1.0	< 1.0	< 1.0	0.18 J	NA	NA	NA	NA	NA	NA	NA	NA	NA
1,4-Dichlorobenzene	µg/L	75	< 1.0	< 1.0	< 1.0	< 1.0	< 1.0	< 1.0	< 1.0	< 1.0	NA	NA	NA	NA	NA	NA	NA	NA	< 1.0	< 1.0	< 1.0	< 1.0	< 1.0	< 1.0	< 1.0	< 1.0	NA	NA	NA	NA	NA	NA	NA	NA	NA
2-Butanone (MEK)	µg/L	38,000	< 10	< 10	< 10	< 10	< 10	< 10	< 10	< 10	NA	NA	NA	NA	NA	NA	NA	NA	< 10	< 10	< 10	< 10	< 10	< 10	< 10	< 10	NA	NA	NA	NA	NA	NA	NA	NA	NA
2-Methylnaphthalene	µg/L	750	NA	NA	NA	NA	NA	NA	NA	NA	NA	NA	NA	NA	NA	NA	NA	NA	NA	NA	NA	NA	NA	NA	NA	NA	NA	NA	NA	NA	NA	NA	NA	NA	NA
4-Methyl-2-Pentanone (MIBK)	µg/L	5,200	< 10	< 10	< 10	< 10	< 10	< 10	< 10	< 10	NA	NA	NA	NA	NA	NA	NA	NA	< 10	< 10	< 10	< 10	< 10	< 10	< 10	< 10	NA	NA	NA	NA	NA	NA	NA	NA	NA
Acetone	µg/L	2,100	< 10	< 10	< 10	< 10	< 10 UB	< 10	< 10	< 10	NA	NA	NA	NA	NA	NA	NA	NA	< 10	< 10	< 10	< 10	< 10	< 10	< 10	< 10	NA	NA	NA	NA	NA	NA	NA	NA	NA
Benzene	µg/L	5.0	< 1.0	< 1.0	< 1.0	< 1.0	< 1.0	< 1.0	< 1.0	< 1.0	NA	NA	NA	NA	NA	NA	NA	NA	< 1.0	< 1.0	< 1.0	< 1.0	< 1.0	< 1.0	< 1.0	< 1.0	NA	NA	NA	NA	NA	NA	NA	NA	NA
Bromodichloromethane	µg/L	80	< 1.0	< 1.0	< 1.0	< 1.0	< 1.0	< 1.0	< 1.0	< 1.0	NA	NA	NA	NA	NA	NA	NA	NA	< 1.0	< 1.0	< 1.0	< 1.0	< 1.0	< 1.0	< 1.0	< 1.0	NA	NA	NA	NA	NA	NA	NA	NA	NA
Bromoform	µg/L	80	< 1.0	< 1.0	< 1.0	< 1.0	< 1.0	< 1.0	< 1.0	< 1.0	NA	NA	NA	NA	NA	NA	NA	NA	< 1.0	< 1.0	< 1.0	< 1.0	< 1.0	< 1.0	< 1.0	< 1.0	NA	NA	NA	NA	NA	NA	NA	NA	NA
Bromomethane	µg/L	29	< 1.0	< 1.0	< 1.0	< 1.0	< 1.0	< 1.0	< 1.0	< 1.0 J	NA	NA	NA	NA	NA	NA	NA	NA	< 1.0	< 1.0	< 1.0	< 1.0	< 1.0	< 1.0	< 1.0	< 1.0 J	NA	NA	NA	NA	NA	NA	NA	NA	NA
Carbon Disulfide	µg/L	2,300	< 5.0	< 5.0	< 5.0	< 5.0	< 5.0	< 5.0	< 5.0	< 5.0	NA	NA	NA	NA	NA	NA	NA	NA	< 5.0	< 5.0	< 5.0	< 5.0	< 5.0	< 5.0	< 5.0	< 5.0	NA	NA	NA	NA	NA	NA	NA	NA	NA
Carbon Tetrachloride	µg/L	5.0	< 1.0	< 1.0	< 1.0	< 1.0	< 1.0	< 1.0	< 1.0	< 1.0	NA	NA	NA	NA	NA	NA	NA	NA	< 1.0	< 1.0	< 1.0	< 1.0	< 1.0	< 1.0	< 1.0	< 1.0	NA	NA	NA	NA	NA	NA	NA	NA	NA
Trichlorofluoromethane (CFC-11)	µg/L	7,300	< 1.0	< 1.0	< 1.0	< 1.0	< 1.0	< 1.0	< 1.0	< 1.0	NA	NA	NA	NA	NA	NA	NA	NA	< 1.0	< 1.0	< 1.0	< 1.0	< 1.0	< 1.0	< 1.0	< 1.0 J	NA	NA	NA	NA	NA	NA	NA	NA	NA
Dichlorodifluoromethane (CFC-12)	µg/L	4,800	< 1.0	< 1.0	< 1.0	< 1.0	< 1.0	< 1.0	< 1.0	< 1.0	NA	NA	NA	NA	NA	NA	NA	NA	< 1.0	< 1.0	< 1.0	< 1.0	< 1.0	< 1.0	< 1.0	< 1.0	NA	NA	NA	NA	NA	NA	NA	NA	NA
Chlorobenzene	µg/L	100	< 1.0	< 1.0	< 1.0	< 1.0	< 1.0	< 1.0	< 1.0	< 1.0	NA	NA	NA	NA	NA	NA	NA	NA	< 1.0	< 1.0	< 1.0	< 1.0	< 1.0	< 1.0	< 1.0	< 1.0	NA	NA	NA	NA	NA	NA	NA	NA	NA
Chlorodibromomethane	µg/L	80	< 1.0	< 1.0	< 1.0	< 1.0	< 1.0	< 1.0	< 1.0	< 1.0	NA	NA	NA	NA	NA	NA	NA	NA	< 1.0	< 1.0	< 1.0	< 1.0	< 1.0	< 1.0	< 1.0	< 1.0	NA	NA	NA	NA	NA	NA	NA	NA	NA
Chloroethane	µg/L	1,700	< 1.0	< 1.0	< 1.0	< 1.0	< 1.0	< 1.0	< 1.0	< 1.0 J	NA	NA	NA	NA	NA	NA	NA	NA	< 1.0	< 1.0	< 1.0	< 1.0	< 1.0	< 1.0	< 1.0	< 1.0 J	NA	NA	NA	NA	NA	NA	NA	NA	NA
Chloroform	µg/L	80	< 1.0	< 1.0	< 1.0	< 1.0	< 1.0	< 1.0	< 1.0	< 1.0	NA	NA	NA	NA	NA	NA	NA	NA	< 1.0	< 1.0	< 1.0	< 1.0	< 1.0	< 1.0	< 1.0	< 1.0	NA	NA	NA	NA	NA	NA	NA	NA	NA
Chloromethane	µg/L	1,100	< 1.0	< 1.0	< 1.0	< 1.0	< 1.0	< 1.0	< 1.0	< 1.0	NA	NA	NA	NA	NA	NA	NA	NA	< 1.0	< 1.0	< 1.0 J	< 1.0	< 1.0	< 1.0	< 1.0	< 1.0	NA	NA	NA	NA	NA	NA	NA	NA	NA
cis-1,2-Dichloroethene	µg/L	70	< 1.0	< 1.0	< 1.0	< 1.0	< 1.0	< 1.0	0.20 J	< 1.0	< 1.0	< 1.0	< 1.0	< 1.0	< 1.0	< 1.0	< 1.0	< 1.0	< 1.0	< 1.0	< 1.0	< 1.0	< 1.0	< 1.0	< 1.0	< 1.0	< 1.0	< 1.0	< 1.0	< 1.0	< 1.0	< 1.0	< 1.0	< 1.0	< 1.0
cis-1,3-Dichloropropene	µg/L	NS	< 1.0	< 1.0	< 1.0	< 1.0	< 1.0	< 1.0	< 1.0	< 1.0	NA	NA	NA	NA	NA	NA	NA	NA	< 1.0	< 1.0	< 1.0	< 1.0	< 1.0	< 1.0	< 1.0	< 1.0	NA	NA	NA	NA	NA	NA	NA	NA	NA
Cyclohexane	µg/L	NS	< 1.0	< 1.0	< 1.0	< 1.0	< 1.0	< 1.0	< 1.0	< 1.0	NA	NA	NA	NA	NA	NA	NA	NA	< 1.0	< 1.0	< 1.0	< 1.0	< 1.0	< 1.0	< 1.0	< 1.0	NA	NA	NA	NA	NA	NA	NA	NA	NA
Dichloromethane	µg/L	5.0	< 5.0	< 5.0	< 5.0	< 5.0	< 5.0	< 5.0	< 5.0 UB	< 5.0	NA	NA	NA	NA	NA	NA	NA	NA	< 5.0	< 5.0	< 5.0	< 5.0	< 5.0	< 5.0	< 5.0	< 5.0	NA	NA	NA	NA	NA	NA	NA	NA	NA
Diethyl ether	µg/L	10	< 2.0	< 2.0	< 2.0	< 2.0	< 2.0	< 2.0	< 2.0	< 2.0	NA	NA	NA	NA	NA	NA	NA	NA	< 2.0	< 2.0	< 2.0	< 2.0	< 2.0	< 2.0	< 2.0	< 2.0	NA	NA	NA	NA	NA	NA	NA	NA	NA
Ethylbenzene	µg/L	74	< 1.0	< 1.0	< 1.0	< 1.0	< 1.0	< 1.0	< 1.0	< 1.0	NA	NA	NA	NA	NA	NA	NA	NA	< 1.0	< 1.0	< 1.0	< 1.0	< 1.0	< 1.0	< 1.0	< 1.0	NA	NA	NA	NA	NA	NA	NA	NA	NA
Isopropylbenzene	µg/L	2,300	< 1.0	< 1.0	< 1.0	< 1.0	< 1.0	< 1.0	< 1.0	< 1.0	NA	NA	NA	NA	NA	NA	NA	NA	< 1.0	< 1.0	< 1.0	< 1.0	< 1.0	< 1.0	< 1.0	< 1.0	NA	NA	NA	NA	NA	NA	NA	NA	NA
Methyl Acetate	µg/L	NS	< 10	< 10	< 10	< 10	< 10	< 10	< 10	< 10	NA	NA	NA	NA	NA	NA	NA	NA	< 10	< 10	< 10	< 10	< 10	< 10	< 10	< 10	NA	NA	NA	NA	NA	NA	NA	NA	NA
Methyl N-Butyl Ketone (2-Hexanone)	µg/L	2,900	< 10	< 10	< 10	< 10	< 10	< 10	< 10	< 10	NA	NA	NA	NA	NA	NA	NA	NA	< 10	< 10	< 10	< 10	< 10	< 10	< 10	< 10	NA	NA	NA	NA	NA	NA	NA	NA	NA
Methylcyclohexane	µg/L	NS	< 1.0	< 1.0	< 1.0	< 1.0	< 1.0	< 1.0	< 1.0	< 1.0	NA	NA	NA	NA	NA	NA	NA	NA	< 1.0	< 1.0	< 1.0	< 1.0	< 1.0	< 1.0	< 1.0	< 1.0	NA	NA	NA	NA	NA	NA	NA	NA	NA

See Notes on Last Page.

Table 2
On-Site Groundwater Analytical Results
Ford Livonia Transmission Plant
36200 Plymouth Road
Livonia, Michigan

Location:		EGLE Non-Residential Drinking Water Criteria	MW-29																MW-30																
Screen Interval (ft. bgs):			5-15																19-24																
Date:	Unit		4/26/2017	8/4/2017	11/14/2017	2/14/2018	5/14/2018	8/9/2018	10/26/2018	2/28/2019	6/12/2019	9/25/2019	11/20/2019	2/21/2020	8/18/2020	11/12/2020	2/9/2021	5/11/2021	4/25/2017	7/27/2017	11/9/2017	2/13/2018	5/8/2018	8/10/2018	11/1/2018	3/2/2019	6/15/2019	9/28/2019	11/23/2019	2/8/2020	5/30/2020	8/15/2020	11/14/2020	2/13/2021	5/15/2021
Methyl-tert-butyl ether	µg/L	40	< 1.0	< 1.0	< 1.0	< 1.0	< 1.0	< 1.0	< 1.0	< 1.0	NA	NA	NA	NA	NA	NA	NA	NA	< 1.0	< 1.0	< 1.0	< 1.0	< 1.0	< 1.0	< 1.0	< 1.0 J	NA	NA	NA	NA	NA	NA	NA	NA	NA
Naphthalene	µg/L	1,500	NA	NA	NA	NA	NA	NA	NA	NA	NA	NA	NA	NA	NA	NA	NA	NA	NA	NA	NA	NA	NA	NA	NA	NA	NA	NA	NA	NA	NA	NA	NA	NA	NA
Styrene (Monomer)	µg/L	100	< 1.0	< 1.0	< 1.0	< 1.0	< 1.0	< 1.0	< 1.0	< 1.0	NA	NA	NA	NA	NA	NA	NA	NA	< 1.0	< 1.0	< 1.0	< 1.0	< 1.0	< 1.0	< 1.0	< 1.0	NA	NA	NA	NA	NA	NA	NA	NA	NA
Tetrachloroethene	µg/L	5.0	< 1.0	< 1.0	< 1.0	< 1.0	< 1.0	< 1.0	< 1.0	< 1.0	< 1.0	< 1.0	< 1.0	< 1.0	< 1.0	< 1.0	< 1.0	< 1.0	< 1.0	< 1.0	< 1.0	< 1.0	< 1.0	< 1.0	< 1.0	< 1.0	< 1.0	< 1.0	< 1.0	< 1.0	< 1.0	< 1.0	< 1.0	< 1.0	< 1.0
Toluene	µg/L	790	< 1.0	< 1.0	< 1.0	< 1.0	< 1.0	< 1.0	< 1.0	< 1.0	NA	NA	NA	NA	NA	NA	NA	NA	< 1.0	< 1.0	< 1.0	< 1.0	< 1.0	< 1.0	< 1.0	< 1.0	NA	NA	NA	NA	NA	NA	NA	NA	NA
Total Xylenes	µg/L	280	< 2.0	< 2.0	< 2.0	< 2.0	< 2.0	< 2.0	< 2.0	< 2.0	NA	NA	NA	NA	NA	NA	NA	NA	< 2.0	< 2.0	< 2.0	< 2.0	< 2.0	< 2.0	< 2.0	< 2.0	NA	NA	NA	NA	NA	NA	NA	NA	NA
trans-1,2-Dichloroethene	µg/L	100	< 1.0	< 1.0	< 1.0	< 1.0	< 1.0	< 1.0	< 1.0	< 1.0	< 1.0	< 1.0	< 1.0	< 1.0	< 1.0	< 1.0	< 1.0	< 1.0	< 1.0	< 1.0	< 1.0	< 1.0	< 1.0	< 1.0	< 1.0	< 1.0	< 1.0	< 1.0	< 1.0	< 1.0	< 1.0	< 1.0	< 1.0	< 1.0	< 1.0
trans-1,3-Dichloropropene	µg/L	NS	< 1.0	< 1.0	< 1.0	< 1.0	< 1.0	< 1.0	< 1.0	< 1.0	NA	NA	NA	NA	NA	NA	NA	NA	< 1.0	< 1.0	< 1.0	< 1.0	< 1.0	< 1.0	< 1.0	< 1.0	NA	NA	NA	NA	NA	NA	NA	NA	NA
Trichloroethene	µg/L	5.0	< 1.0	< 1.0	< 1.0	< 1.0	< 1.0	< 1.0	< 1.0	< 1.0	< 1.0	< 1.0	< 1.0	< 1.0	< 1.0	< 1.0	< 1.0	< 1.0	< 1.0	< 1.0	< 1.0	< 1.0	< 1.0	< 1.0	< 1.0	< 1.0 J	< 1.0	< 1.0	< 1.0	< 1.0	< 1.0	< 1.0	< 1.0	< 1.0	< 1.0
Vinyl chloride	µg/L	2.0	< 1.0	< 1.0	< 1.0	< 1.0	< 1.0	< 1.0	0.20 J	< 1.0	< 1.0	< 1.0	0.20 J	< 1.0	< 1.0	1.5	**3.4**	**3.9**	< 1.0	< 1.0	< 1.0	< 1.0	< 1.0	< 1.0	< 1.0	< 1.0	< 1.0	< 1.0	< 1.0	< 1.0	< 1.0	< 1.0	< 1.0	< 1.0	< 1.0
Gases																																			
Ethane	µg/L	NS	NA	NA	NA	NA	NA	NA	NA	NA	NA	NA	NA	NA	NA	NA	NA	NA	< 0.50	NA	0.31 J	NA	NA	NA	NA	NA	NA	NA	NA	NA	NA	NA	NA	NA	NA
Ethene	µg/L	NS	NA	NA	NA	NA	NA	NA	NA	NA	NA	NA	NA	NA	NA	NA	NA	NA	< 0.50	NA	< 1.0	NA	NA	NA	NA	NA	NA	NA	NA	NA	NA	NA	NA	NA	NA	NA
Methane	µg/L	NS	NA	NA	NA	NA	NA	NA	NA	NA	NA	NA	NA	NA	NA	NA	NA	NA	65	NA	360	NA	NA	NA	NA	NA	NA	NA	NA	NA	NA	NA	NA	NA	NA	NA
Other																																			
Carbon	mg/L	NS	NA	NA	NA	NA	NA	NA	NA	NA	NA	NA	NA	NA	NA	NA	NA	NA	2.6	NA	2.4	NA	NA	NA	NA	NA	NA	NA	NA	NA	NA	NA	NA	NA	NA	NA
Nitrate-N	mg/L	10	NA	NA	NA	NA	NA	NA	NA	NA	NA	NA	NA	NA	NA	NA	NA	NA	< 1.0	NA	< 0.10	NA	NA	NA	NA	NA	NA	NA	NA	NA	NA	NA	NA	NA	NA	NA
Sulfate	mg/L	250	NA	NA	NA	NA	NA	NA	NA	NA	NA	NA	NA	NA	NA	NA	NA	NA	52	NA	53	NA	NA	NA	NA	NA	NA	NA	NA	NA	NA	NA	NA	NA	NA	NA
Total Organic Carbon	mg/L	NS	NA	NA	NA	NA	NA	NA	NA	NA	NA	NA	NA	NA	NA	NA	NA	NA	2.1	NA	2.4	NA	NA	NA	NA	NA	NA	NA	NA	NA	NA	NA	NA	NA	NA	NA
Metals																																			
Iron, Dissolved	µg/L	300	NA	NA	NA	NA	NA	NA	NA	NA	NA	NA	NA	NA	NA	NA	NA	NA	< 100	NA	**3,700**	NA	NA	NA	NA	NA	NA	NA	NA	NA	NA	NA	NA	NA	NA	NA
Iron	µg/L	300	NA	NA	NA	NA	NA	NA	NA	NA	NA	NA	NA	NA	NA	NA	NA	NA	**630**	NA	**3,700**	NA	NA	NA	NA	NA	NA	NA	NA	NA	NA	NA	NA	NA	NA	NA
Manganese, Dissolved	µg/L	50	NA	NA	NA	NA	NA	NA	NA	NA	NA	NA	NA	NA	NA	NA	NA	NA	**77**	NA	**150**	NA	NA	NA	NA	NA	NA	NA	NA	NA	NA	NA	NA	NA	NA	NA
Manganese	µg/L	50	NA	NA	NA	NA	NA	NA	NA	NA	NA	NA	NA	NA	NA	NA	NA	NA	**70**	NA	**150**	NA	NA	NA	NA	NA	NA	NA	NA	NA	NA	NA	NA	NA	NA	NA

See Notes on Last Page.

Table 2
On-Site Groundwater Analytical Results
Ford Livonia Transmission Plant
36200 Plymouth Road
Livonia, Michigan

Location:			MW-31																	MW-32													
Screen Interval (ft. bgs):			17-22																	18-23													
Date:	Unit	EGLE Non-Residential Drinking Water Criteria	4/21/2017	7/28/2017	11/10/2017	2/14/2018	5/8/2018	8/10/2018	11/1/2018	3/2/2019	6/15/2019	9/28/2019	11/23/2019	2/8/2020	5/30/2020	8/15/2020	11/14/2020	2/13/2021	5/15/2021	7/28/2017	11/7/2017	2/12/2018	5/8/2018	8/7/2018	11/7/2018	2/28/2019	6/11/2019	9/24/2019	11/14/2019	2/10/2020	8/17/2020	11/11/2020	2/18/2021	5/20/2021
Semi-volatile Organic Compounds (SVOCs)																																	
1,4-Dioxane	µg/L	350	< 2.0	0.47 J	< 2.0	< 2.0	< 2.0	< 2.0	< 2.0	< 2.0	< 2.0	< 2.0	< 2.0	< 2.0	< 2.0	< 2.0	< 2.0	< 2.0	< 2.0	0.28 J	< 2.0	< 2.0	< 2.0	< 2.0	< 2.0	< 2.0	< 2.0	< 2.0	< 2.0	< 2.0	< 2.0	< 2.0	< 2.0
Volatile Organic Compounds (VOCs)																																	
1,1,1-Trichloroethane	µg/L	200	< 1.0	< 1.0	< 1.0	< 1.0	< 1.0	< 1.0	< 1.0	< 1.0	NA	NA	NA	NA	NA	NA	NA	NA	NA	< 1.0	< 1.0	< 1.0	< 1.0	< 1.0	< 1.0	< 1.0	NA	NA	NA	NA	NA	NA	NA	NA
1,1,2,2-Tetrachloroethane	µg/L	35	< 1.0	< 1.0	< 1.0	< 1.0	< 1.0	< 1.0	< 1.0	< 1.0	NA	NA	NA	NA	NA	NA	NA	NA	NA	< 1.0	< 1.0	< 1.0	< 1.0	< 1.0	< 1.0	< 1.0	NA	NA	NA	NA	NA	NA	NA	NA
1,1,2-trichloro-1,2,2-trifluoroethane	µg/L	170,000	< 1.0	< 1.0	< 1.0	< 1.0	< 1.0	< 1.0	< 1.0	< 1.0	NA	NA	NA	NA	NA	NA	NA	NA	NA	< 1.0	< 1.0	< 1.0	< 1.0	< 1.0 J	< 1.0	< 1.0	NA	NA	NA	NA	NA	NA	NA	NA
1,1,2-Trichloroethane	µg/L	5.0	< 1.0	< 1.0	< 1.0	< 1.0	< 1.0	< 1.0	< 1.0	< 1.0	NA	NA	NA	NA	NA	NA	NA	NA	NA	< 1.0	< 1.0	< 1.0	< 1.0	< 1.0	< 1.0	< 1.0	NA	NA	NA	NA	NA	NA	NA	NA
1,1-Dichloroethane	µg/L	2,500	< 1.0	< 1.0	< 1.0	< 1.0	< 1.0	< 1.0	< 1.0	< 1.0	NA	NA	NA	NA	NA	NA	NA	NA	NA	< 1.0	< 1.0	< 1.0	< 1.0	< 1.0	< 1.0	< 1.0	NA	NA	NA	NA	NA	NA	NA	NA
1,1-Dichloroethene	µg/L	7.0	< 1.0	< 1.0	< 1.0	< 1.0	< 1.0	< 1.0	< 1.0	< 1.0	< 1.0	< 1.0	< 1.0	< 1.0	< 1.0	< 1.0	< 1.0	< 1.0	< 1.0	< 1.0	< 1.0	< 1.0	< 1.0	< 1.0	< 1.0	< 1.0	< 1.0	< 1.0	< 1.0	< 1.0	< 1.0	< 1.0	< 1.0
1,2,3-Trimethylbenzene	µg/L	NS	< 5.0	< 5.0	< 5.0	< 5.0	< 5.0	< 5.0	< 5.0	< 5.0	NA	NA	NA	NA	NA	NA	NA	NA	NA	< 5.0	< 5.0	< 5.0	< 5.0	< 5.0	< 5.0	< 5.0	NA	NA	NA	NA	NA	NA	NA	NA
1,2,4-Trichlorobenzene	µg/L	70	< 1.0	< 1.0	< 1.0	< 1.0	1.1	< 1.0	< 1.0	< 1.0	NA	NA	NA	NA	NA	NA	NA	NA	NA	< 1.0	< 1.0	< 1.0	< 1.0	< 1.0	< 1.0	< 1.0	NA	NA	NA	NA	NA	NA	NA	NA
1,2,4-Trimethylbenzene	µg/L	63	< 1.0	< 1.0	< 1.0	< 1.0	< 1.0	< 1.0	< 1.0	< 1.0	NA	NA	NA	NA	NA	NA	NA	NA	NA	< 1.0	< 1.0	< 1.0	< 1.0	< 1.0	< 1.0	< 1.0	NA	NA	NA	NA	NA	NA	NA	NA
1,2-Dibromo-3-chloropropane	µg/L	0.2	< 1.0	< 1.0	< 1.0	< 1.0	< 1.0	< 1.0	< 1.0	< 1.0	NA	NA	NA	NA	NA	NA	NA	NA	NA	< 1.0	< 1.0	< 1.0	< 1.0	< 1.0	< 1.0	< 1.0 J	NA	NA	NA	NA	NA	NA	NA	NA
1,2-Dibromoethane	µg/L	0.05	< 1.0	< 1.0	< 1.0	< 1.0	< 1.0	< 1.0	< 1.0	< 1.0	NA	NA	NA	NA	NA	NA	NA	NA	NA	< 1.0	< 1.0	< 1.0	< 1.0	< 1.0	< 1.0	< 1.0	NA	NA	NA	NA	NA	NA	NA	NA
1,2-Dichlorobenzene	µg/L	600	< 1.0	< 1.0	< 1.0	< 1.0	< 1.0	< 1.0	< 1.0	< 1.0	NA	NA	NA	NA	NA	NA	NA	NA	NA	< 1.0	< 1.0	< 1.0	< 1.0	< 1.0	< 1.0	< 1.0	NA	NA	NA	NA	NA	NA	NA	NA
1,2-Dichloroethane	µg/L	5.0	< 1.0	< 1.0	< 1.0	< 1.0	< 1.0	< 1.0	< 1.0	< 1.0	NA	NA	NA	NA	NA	NA	NA	NA	NA	< 1.0	< 1.0	< 1.0	< 1.0	< 1.0	< 1.0	< 1.0	NA	NA	NA	NA	NA	NA	NA	NA
1,2-Dichloropropane	µg/L	5.0	< 1.0	< 1.0	< 1.0	< 1.0	< 1.0	< 1.0	< 1.0	< 1.0	NA	NA	NA	NA	NA	NA	NA	NA	NA	< 1.0	< 1.0	< 1.0	< 1.0	< 1.0	< 1.0	< 1.0	NA	NA	NA	NA	NA	NA	NA	NA
1,3,5-Trimethylbenzene	µg/L	72	< 1.0	< 1.0	< 1.0	< 1.0	< 1.0	< 1.0	< 1.0	< 1.0	NA	NA	NA	NA	NA	NA	NA	NA	NA	< 1.0	< 1.0	< 1.0	< 1.0	< 1.0	< 1.0	< 1.0	NA	NA	NA	NA	NA	NA	NA	NA
1,3-Dichlorobenzene	µg/L	19	< 1.0	< 1.0	< 1.0	< 1.0	< 1.0	< 1.0	< 1.0	< 1.0	NA	NA	NA	NA	NA	NA	NA	NA	NA	< 1.0	< 1.0	< 1.0	< 1.0	< 1.0	< 1.0	< 1.0	NA	NA	NA	NA	NA	NA	NA	NA
1,4-Dichlorobenzene	µg/L	75	< 1.0	< 1.0	< 1.0	< 1.0	< 1.0	< 1.0	< 1.0	< 1.0	NA	NA	NA	NA	NA	NA	NA	NA	NA	< 1.0	< 1.0	< 1.0	< 1.0	< 1.0	< 1.0	< 1.0	NA	NA	NA	NA	NA	NA	NA	NA
2-Butanone (MEK)	µg/L	38,000	< 10	< 10	< 10	< 10	< 10	< 10	< 10	< 10	NA	NA	NA	NA	NA	NA	NA	NA	NA	< 10	< 10	< 10	< 10	< 10	< 10	< 10	NA	NA	NA	NA	NA	NA	NA	NA
2-Methylnaphthalene	µg/L	750	NA	NA	NA	NA	NA	NA	NA	NA	NA	NA	NA	NA	NA	NA	NA	NA	NA	NA	NA	NA	NA	NA	NA	NA	NA	NA	NA	NA	NA	NA	NA	NA
4-Methyl-2-Pentanone (MIBK)	µg/L	5,200	< 10	< 10	< 10	< 10	< 10	< 10	< 10	< 10	NA	NA	NA	NA	NA	NA	NA	NA	NA	< 10	< 10	< 10	< 10	< 10	< 10	< 10	NA	NA	NA	NA	NA	NA	NA	NA
Acetone	µg/L	2,100	< 10	< 10	< 10	< 10	< 10	< 10	< 10	< 10	NA	NA	NA	NA	NA	NA	NA	NA	NA	< 10	< 10	< 10	< 10	< 10	< 10	< 10	NA	NA	NA	NA	NA	NA	NA	NA
Benzene	µg/L	5.0	< 1.0	< 1.0	< 1.0	< 1.0	< 1.0	< 1.0	< 1.0	< 1.0	NA	NA	NA	NA	NA	NA	NA	NA	NA	< 1.0	< 1.0	< 1.0	< 1.0	< 1.0	< 1.0	< 1.0	NA	NA	NA	NA	NA	NA	NA	NA
Bromodichloromethane	µg/L	80	< 1.0	< 1.0	< 1.0	< 1.0	< 1.0	< 1.0	< 1.0	< 1.0	NA	NA	NA	NA	NA	NA	NA	NA	NA	< 1.0	< 1.0	< 1.0	< 1.0	< 1.0	< 1.0	< 1.0	NA	NA	NA	NA	NA	NA	NA	NA
Bromoform	µg/L	80	< 1.0	< 1.0	< 1.0	< 1.0	< 1.0	< 1.0	< 1.0	< 1.0 J	NA	NA	NA	NA	NA	NA	NA	NA	NA	< 1.0	< 1.0	< 1.0	< 1.0	< 1.0	< 1.0	< 1.0	NA	NA	NA	NA	NA	NA	NA	NA
Bromomethane	µg/L	29	< 1.0	< 1.0	< 1.0	< 1.0	< 1.0	< 1.0	< 1.0	< 1.0	NA	NA	NA	NA	NA	NA	NA	NA	NA	< 1.0	< 1.0	< 1.0	< 1.0	< 1.0	< 1.0	< 1.0 J	NA	NA	NA	NA	NA	NA	NA	NA
Carbon Disulfide	µg/L	2,300	< 5.0	< 5.0	< 5.0	< 5.0	< 5.0	< 5.0	< 5.0	< 5.0	NA	NA	NA	NA	NA	NA	NA	NA	NA	< 5.0	< 5.0	< 5.0	< 5.0	< 5.0	< 5.0	< 5.0	NA	NA	NA	NA	NA	NA	NA	NA
Carbon Tetrachloride	µg/L	5.0	< 1.0	< 1.0	< 1.0	< 1.0	< 1.0	< 1.0	< 1.0	< 1.0	NA	NA	NA	NA	NA	NA	NA	NA	NA	< 1.0	< 1.0	< 1.0	< 1.0	< 1.0	< 1.0	< 1.0	NA	NA	NA	NA	NA	NA	NA	NA
Trichlorofluoromethane (CFC-11)	µg/L	7,300	< 1.0	< 1.0	< 1.0	< 1.0	< 1.0	< 1.0	< 1.0	< 1.0	NA	NA	NA	NA	NA	NA	NA	NA	NA	< 1.0	< 1.0	< 1.0	< 1.0	< 1.0	< 1.0	< 1.0	NA	NA	NA	NA	NA	NA	NA	NA
Dichlorodifluoromethane (CFC-12)	µg/L	4,800	< 1.0	< 1.0	< 1.0	< 1.0	< 1.0	< 1.0	< 1.0	< 1.0	NA	NA	NA	NA	NA	NA	NA	NA	NA	< 1.0	< 1.0	< 1.0	< 1.0	< 1.0	< 1.0	< 1.0	NA	NA	NA	NA	NA	NA	NA	NA
Chlorobenzene	µg/L	100	< 1.0	< 1.0	< 1.0	< 1.0	< 1.0	< 1.0	< 1.0	< 1.0	NA	NA	NA	NA	NA	NA	NA	NA	NA	< 1.0	< 1.0	< 1.0	< 1.0	< 1.0	< 1.0	< 1.0	NA	NA	NA	NA	NA	NA	NA	NA
Chlorodibromomethane	µg/L	80	< 1.0	< 1.0	< 1.0	< 1.0	< 1.0	< 1.0	< 1.0	< 1.0	NA	NA	NA	NA	NA	NA	NA	NA	NA	< 1.0	< 1.0	< 1.0	< 1.0	< 1.0	< 1.0	< 1.0	NA	NA	NA	NA	NA	NA	NA	NA
Chloroethane	µg/L	1,700	< 1.0	< 1.0	< 1.0	< 1.0	< 1.0	< 1.0	< 1.0	< 1.0	NA	NA	NA	NA	NA	NA	NA	NA	NA	< 1.0	< 1.0	< 1.0	< 1.0	< 1.0	< 1.0	< 1.0 J	NA	NA	NA	NA	NA	NA	NA	NA
Chloroform	µg/L	80	< 1.0	< 1.0	< 1.0	< 1.0	< 1.0	< 1.0	< 1.0	< 1.0	NA	NA	NA	NA	NA	NA	NA	NA	NA	< 1.0	< 1.0	< 1.0	< 1.0	< 1.0	< 1.0	< 1.0	NA	NA	NA	NA	NA	NA	NA	NA
Chloromethane	µg/L	1,100	< 1.0	< 1.0	< 1.0	< 1.0	< 1.0	< 1.0	< 1.0	< 1.0	NA	NA	NA	NA	NA	NA	NA	NA	NA	< 1.0	< 1.0	< 1.0	< 1.0	< 1.0	< 1.0	< 1.0	NA	NA	NA	NA	NA	NA	NA	NA
cis-1,2-Dichloroethene	µg/L	70	< 1.0	< 1.0	< 1.0	< 1.0	< 1.0	< 1.0	< 1.0	< 1.0	< 1.0	< 1.0	< 1.0	< 1.0	< 1.0	< 1.0	< 1.0 UB	< 1.0	< 1.0	< 1.0	0.31 J	0.37 J	0.50 J	0.32 J	0.38 J	0.48 J	0.43 J	0.48 J	3.0	0.31 J	0.39 J	0.34 J	0.44 J	0.40 J
cis-1,3-Dichloropropene	µg/L	NS	< 1.0	< 1.0	< 1.0	< 1.0	< 1.0	< 1.0	< 1.0	< 1.0	NA	NA	NA	NA	NA	NA	NA	NA	NA	< 1.0	< 1.0	< 1.0	< 1.0	< 1.0	< 1.0	< 1.0	NA	NA	NA	NA	NA	NA	NA	NA
Cyclohexane	µg/L	NS	< 1.0	< 1.0	< 1.0	< 1.0	< 1.0	< 1.0	< 1.0	< 1.0	NA	NA	NA	NA	NA	NA	NA	NA	NA	< 1.0	< 1.0	< 1.0	< 1.0	< 1.0 J	< 1.0	< 1.0	NA	NA	NA	NA	NA	NA	NA	NA
Dichloromethane	µg/L	5.0	< 5.0	< 5.0	< 5.0	< 5.0	< 5.0	< 5.0	< 5.0	< 5.0	NA	NA	NA	NA	NA	NA	NA	NA	NA	< 5.0	< 5.0	< 5.0	< 5.0	< 5.0	< 5.0	< 5.0	NA	NA	NA	NA	NA	NA	NA	NA
Diethyl ether	µg/L	10	< 2.0	< 2.0	< 2.0	< 2.0	< 2.0	< 2.0	< 2.0	< 2.0	NA	NA	NA	NA	NA	NA	NA	NA	NA	< 2.0	< 2.0	< 2.0	< 2.0	< 2.0	< 2.0	< 2.0	NA	NA	NA	NA	NA	NA	NA	NA
Ethylbenzene	µg/L	74	< 1.0	< 1.0	< 1.0	< 1.0	< 1.0	< 1.0	< 1.0	< 1.0	NA	NA	NA	NA	NA	NA	NA	NA	NA	< 1.0	< 1.0	< 1.0	< 1.0	< 1.0	< 1.0	< 1.0	NA	NA	NA	NA	NA	NA	NA	NA
Isopropylbenzene	µg/L	2,300	< 1.0	< 1.0	< 1.0	< 1.0	< 1.0	< 1.0	< 1.0	< 1.0	NA	NA	NA	NA	NA	NA	NA	NA	NA	< 1.0	< 1.0	< 1.0	< 1.0	< 1.0	< 1.0	< 1.0	NA	NA	NA	NA	NA	NA	NA	NA
Methyl Acetate	µg/L	NS	< 10	< 10	< 10	< 10	< 10	< 10	< 10	< 10	NA	NA	NA	NA	NA	NA	NA	NA	NA	< 10	< 10	< 10	< 10	< 10	< 10	< 10	NA	NA	NA	NA	NA	NA	NA	NA
Methyl N-Butyl Ketone (2-Hexanone)	µg/L	2,900	< 10	< 10	< 10	< 10	< 10	< 10	< 10	< 10	NA	NA	NA	NA	NA	NA	NA	NA	NA	< 10	< 10	< 10	< 10	< 10	< 10	< 10	NA	NA	NA	NA	NA	NA	NA	NA
Methylcyclohexane	µg/L	NS	< 1.0	< 1.0	< 1.0	< 1.0	< 1.0	< 1.0	< 1.0	< 1.0	NA	NA	NA	NA	NA	NA	NA	NA	NA	< 1.0	< 1.0	< 1.0	< 1.0	< 1.0 J	< 1.0	< 1.0	NA	NA	NA	NA	NA	NA	NA	NA

See Notes on Last Page.

Table 2
On-Site Groundwater Analytical Results
Ford Livonia Transmission Plant
36200 Plymouth Road
Livonia, Michigan

Location:		EGLE Non-Residential Drinking Water Criteria	MW-31																	MW-32																
Screen Interval (ft. bgs):			17-22																	18-23																
Date:	Unit		4/21/2017	7/28/2017	11/10/2017	2/14/2018	5/8/2018	8/10/2018	11/1/2018	3/2/2019	6/15/2019	9/28/2019	11/23/2019	2/8/2020	5/30/2020	8/15/2020	11/14/2020	2/13/2021	5/15/2021	7/28/2017	11/7/2017	2/12/2018	5/8/2018	8/7/2018	11/7/2018	2/28/2019	6/11/2019	9/24/2019	11/14/2019	2/10/2020	8/17/2020	11/11/2020	2/18/2021	5/20/2021
Methyl-tert-butyl ether	µg/L	40	< 1.0	< 1.0	< 1.0	< 1.0	< 1.0	< 1.0	< 1.0	< 1.0	NA	NA	NA	NA	NA	NA	NA	NA	NA	< 1.0	< 1.0	< 1.0	< 1.0	< 1.0	< 1.0	< 1.0	NA	NA	NA	NA	NA	NA	NA	NA
Naphthalene	µg/L	1,500	NA	NA	NA	NA	NA	NA	NA	NA	NA	NA	NA	NA	NA	NA	NA	NA	NA	NA	NA	NA	NA	NA	NA	NA	NA	NA	NA	NA	NA	NA	NA	NA	NA
Styrene (Monomer)	µg/L	100	< 1.0	< 1.0	< 1.0	< 1.0	< 1.0	< 1.0	< 1.0	< 1.0	NA	NA	NA	NA	NA	NA	NA	NA	NA	< 1.0	< 1.0	< 1.0	< 1.0	< 1.0	< 1.0	< 1.0	NA	NA	NA	NA	NA	NA	NA	NA
Tetrachloroethene	µg/L	5.0	< 1.0	< 1.0	< 1.0	< 1.0	< 1.0	< 1.0	< 1.0	< 1.0 J	< 1.0	< 1.0	< 1.0	< 1.0	< 1.0	< 1.0	< 1.0	< 1.0	< 1.0	< 1.0	< 1.0	< 1.0	< 1.0	< 1.0	< 1.0	< 1.0	< 1.0	< 1.0	< 1.0	< 1.0	< 1.0	< 1.0	< 1.0	< 1.0	< 1.0
Toluene	µg/L	790	< 1.0	< 1.0	< 1.0	< 1.0	< 1.0	< 1.0	< 1.0	< 1.0	NA	NA	NA	NA	NA	NA	NA	NA	NA	< 1.0	< 1.0	< 1.0	< 1.0	< 1.0	< 1.0	< 1.0	NA	NA	NA	NA	NA	NA	NA	NA
Total Xylenes	µg/L	280	< 2.0	< 2.0	< 2.0	< 2.0	< 2.0	< 2.0	< 2.0	< 2.0	NA	NA	NA	NA	NA	NA	NA	NA	NA	< 2.0	< 2.0	< 2.0	< 2.0	< 2.0	< 2.0	< 2.0	NA	NA	NA	NA	NA	NA	NA	NA
trans-1,2-Dichloroethene	µg/L	100	< 1.0	< 1.0	< 1.0	< 1.0	< 1.0	< 1.0	< 1.0	< 1.0	< 1.0	< 1.0	< 1.0	< 1.0	< 1.0	< 1.0	< 1.0	< 1.0	< 1.0	< 1.0	< 1.0	< 1.0	< 1.0	< 1.0	< 1.0	< 1.0	< 1.0	< 1.0	< 1.0	< 1.0	< 1.0	< 1.0	< 1.0	< 1.0	< 1.0
trans-1,3-Dichloropropene	µg/L	NS	< 1.0	< 1.0	< 1.0	< 1.0	< 1.0	< 1.0	< 1.0	< 1.0	NA	NA	NA	NA	NA	NA	NA	NA	NA	< 1.0	< 1.0	< 1.0	< 1.0	< 1.0	< 1.0	< 1.0	NA	NA	NA	NA	NA	NA	NA	NA
Trichloroethene	µg/L	5.0	< 1.0	< 1.0	< 1.0	< 1.0	< 1.0	< 1.0	< 1.0	< 1.0	< 1.0	< 1.0	< 1.0	< 1.0	< 1.0	< 1.0	< 1.0	< 1.0	< 1.0	< 1.0	< 1.0	< 1.0	< 1.0	< 1.0	< 1.0	< 1.0	< 1.0	< 1.0	< 1.0	< 1.0	< 1.0	< 1.0	< 1.0	< 1.0	< 1.0
Vinyl chloride	µg/L	2.0	< 1.0	0.68 J	0.84 J	< 1.0	< 1.0	< 1.0	< 1.0	< 1.0	< 1.0	< 1.0	< 1.0	< 1.0	< 1.0	< 1.0	< 1.0	< 1.0	< 1.0	< 1.0	< 1.0 UB	< 1.0	< 1.0	< 1.0	0.38 J	0.39 J	0.35 J	0.43 J	0.70 J	< 1.0	< 1.0	0.29 J	< 1.0	< 1.0
Gases																																				
Ethane	µg/L	NS	NA	NA	NA	NA	NA	NA	NA	NA	NA	NA	NA	NA	NA	NA	NA	NA	NA	NA	NA	NA	NA	NA	NA	NA	NA	NA	NA	NA	NA	NA	NA	NA	NA
Ethene	µg/L	NS	NA	NA	NA	NA	NA	NA	NA	NA	NA	NA	NA	NA	NA	NA	NA	NA	NA	NA	NA	NA	NA	NA	NA	NA	NA	NA	NA	NA	NA	NA	NA	NA	NA
Methane	µg/L	NS	NA	NA	NA	NA	NA	NA	NA	NA	NA	NA	NA	NA	NA	NA	NA	NA	NA	NA	NA	NA	NA	NA	NA	NA	NA	NA	NA	NA	NA	NA	NA	NA	NA
Other																																				
Carbon	mg/L	NS	NA	NA	NA	NA	NA	NA	NA	NA	NA	NA	NA	NA	NA	NA	NA	NA	NA	NA	NA	NA	NA	NA	NA	NA	NA	NA	NA	NA	NA	NA	NA	NA	NA
Nitrate-N	mg/L	10	NA	NA	NA	NA	NA	NA	NA	NA	NA	NA	NA	NA	NA	NA	NA	NA	NA	NA	NA	NA	NA	NA	NA	NA	NA	NA	NA	NA	NA	NA	NA	NA	NA
Sulfate	mg/L	250	NA	NA	NA	NA	NA	NA	NA	NA	NA	NA	NA	NA	NA	NA	NA	NA	NA	NA	NA	NA	NA	NA	NA	NA	NA	NA	NA	NA	NA	NA	NA	NA	NA
Total Organic Carbon	mg/L	NS	NA	NA	NA	NA	NA	NA	NA	NA	NA	NA	NA	NA	NA	NA	NA	NA	NA	NA	NA	NA	NA	NA	NA	NA	NA	NA	NA	NA	NA	NA	NA	NA	NA
Metals																																				
Iron, Dissolved	µg/L	300	NA	NA	NA	NA	NA	NA	NA	NA	NA	NA	NA	NA	NA	NA	NA	NA	NA	NA	NA	NA	NA	NA	NA	NA	NA	NA	NA	NA	NA	NA	NA	NA	NA
Iron	µg/L	300	NA	NA	NA	NA	NA	NA	NA	NA	NA	NA	NA	NA	NA	NA	NA	NA	NA	NA	NA	NA	NA	NA	NA	NA	NA	NA	NA	NA	NA	NA	NA	NA	NA
Manganese, Dissolved	µg/L	50	NA	NA	NA	NA	NA	NA	NA	NA	NA	NA	NA	NA	NA	NA	NA	NA	NA	NA	NA	NA	NA	NA	NA	NA	NA	NA	NA	NA	NA	NA	NA	NA	NA
Manganese	µg/L	50	NA	NA	NA	NA	NA	NA	NA	NA	NA	NA	NA	NA	NA	NA	NA	NA	NA	NA	NA	NA	NA	NA	NA	NA	NA	NA	NA	NA	NA	NA	NA	NA	NA

See Notes on Last Page.

Table 2
On-Site Groundwater Analytical Results
Ford Livonia Transmission Plant
36200 Plymouth Road
Livonia, Michigan

Location:		EGLE Non-Residential Drinking Water Criteria	MW-33															MW-34																
Screen Interval (ft. bgs):			14-19															16.5-21.5																
Date:	Unit		7/28/2017	11/8/2017	2/14/2018	5/8/2018	8/9/2018	11/2/2018	2/27/2019	6/11/2019	9/25/2019	11/8/2019	2/7/2020	8/14/2020	11/18/2020	2/17/2021	5/18/2021	4/24/2017	7/27/2017	11/9/2017	2/13/2018	5/8/2018	8/10/2018	11/1/2018	3/2/2019	6/15/2019	9/28/2019	11/23/2019	2/8/2020	5/30/2020	8/15/2020	11/14/2020	2/13/2021	5/15/2021
Semi-volatile Organic Compounds (SVOCs)																																		
1,4-Dioxane	µg/L	350	< 2.0	< 2.0	< 2.0	< 2.0	< 2.0	< 2.0	< 2.0	< 2.0	< 2.0	< 2.0	< 2.0	< 2.0	< 2.0	< 2.0	< 2.0	8.3	6.1	6.6	7.4	4.9	7.6	6.7	6.9	5.6	7.2	5.5	5.7	4.2	6.2	6.1	4.8	4.6
Volatile Organic Compounds (VOCs)																																		
1,1,1-Trichloroethane	µg/L	200	< 1.0	< 1.0	< 1.0	< 1.0	< 1.0	< 1.0	< 1.0	NA	NA	NA	NA	NA	NA	NA	NA	< 1.0	< 1.0	< 1.0	< 1.0	< 1.0	< 1.0	< 1.0	< 1.0	NA	NA	NA	NA	NA	NA	NA	NA	NA
1,1,2,2-Tetrachloroethane	µg/L	35	< 1.0	< 1.0	< 1.0	< 1.0	< 1.0	< 1.0	< 1.0	NA	NA	NA	NA	NA	NA	NA	NA	< 1.0	< 1.0	< 1.0	< 1.0	< 1.0	< 1.0	< 1.0	< 1.0	NA	NA	NA	NA	NA	NA	NA	NA	NA
1,1,2-trichloro-1,2,2-trifluoroethane	µg/L	170,000	< 1.0	< 1.0	< 1.0	< 1.0	< 1.0	< 1.0	< 1.0 J	NA	NA	NA	NA	NA	NA	NA	NA	< 1.0	< 1.0	< 1.0	< 1.0	< 1.0	< 1.0	< 1.0	< 1.0	NA	NA	NA	NA	NA	NA	NA	NA	NA
1,1,2-Trichloroethane	µg/L	5.0	< 1.0	< 1.0	< 1.0	< 1.0	< 1.0	< 1.0	< 1.0	NA	NA	NA	NA	NA	NA	NA	NA	< 1.0	< 1.0	< 1.0	< 1.0	< 1.0	< 1.0	< 1.0	< 1.0	NA	NA	NA	NA	NA	NA	NA	NA	NA
1,1-Dichloroethane	µg/L	2,500	< 1.0	< 1.0	< 1.0	< 1.0	< 1.0	< 1.0	< 1.0	NA	NA	NA	NA	NA	NA	NA	NA	< 1.0	< 1.0	< 1.0	< 1.0	< 1.0	< 1.0	< 1.0	< 1.0	NA	NA	NA	NA	NA	NA	NA	NA	NA
1,1-Dichloroethene	µg/L	7.0	< 1.0	< 1.0	< 1.0	< 1.0	< 1.0	< 1.0	< 1.0	< 1.0	< 1.0	< 1.0	< 1.0	< 1.0	< 1.0 J	< 1.0	< 1.0	< 1.0	< 1.0	< 1.0	< 1.0	< 1.0	< 1.0	< 1.0	< 1.0	< 1.0	< 1.0	< 1.0	< 1.0	< 1.0	< 1.0	< 1.0	< 1.0	< 1.0
1,2,3-Trimethylbenzene	µg/L	NS	< 5.0	< 5.0	< 5.0	< 5.0	< 5.0	< 5.0	< 5.0	NA	NA	NA	NA	NA	NA	NA	NA	< 5.0	< 5.0	< 5.0	< 5.0	< 5.0	< 5.0	< 5.0	< 5.0	NA	NA	NA	NA	NA	NA	NA	NA	NA
1,2,4-Trichlorobenzene	µg/L	70	< 1.0	< 1.0	< 1.0	< 1.0	< 1.0	< 1.0	< 1.0	NA	NA	NA	NA	NA	NA	NA	NA	< 1.0	< 1.0	< 1.0	< 1.0	< 1.0	< 1.0	< 1.0	< 1.0	NA	NA	NA	NA	NA	NA	NA	NA	NA
1,2,4-Trimethylbenzene	µg/L	63	< 1.0	< 1.0	< 1.0	< 1.0	< 1.0	< 1.0	< 1.0	NA	NA	NA	NA	NA	NA	NA	NA	< 1.0	< 1.0	< 1.0	< 1.0	< 1.0	< 1.0	< 1.0	< 1.0	NA	NA	NA	NA	NA	NA	NA	NA	NA
1,2-Dibromo-3-chloropropane	µg/L	0.2	< 1.0	< 1.0	< 1.0	< 1.0	< 1.0	< 1.0	< 1.0	NA	NA	NA	NA	NA	NA	NA	NA	< 1.0	< 1.0	< 1.0	< 1.0	< 1.0	< 1.0	< 1.0	< 1.0	NA	NA	NA	NA	NA	NA	NA	NA	NA
1,2-Dibromoethane	µg/L	0.05	< 1.0	< 1.0	< 1.0	< 1.0	< 1.0	< 1.0	< 1.0	NA	NA	NA	NA	NA	NA	NA	NA	< 1.0	< 1.0	< 1.0	< 1.0	< 1.0	< 1.0	< 1.0	< 1.0	NA	NA	NA	NA	NA	NA	NA	NA	NA
1,2-Dichlorobenzene	µg/L	600	< 1.0	< 1.0	< 1.0	< 1.0	< 1.0	< 1.0	< 1.0	NA	NA	NA	NA	NA	NA	NA	NA	< 1.0	< 1.0	< 1.0	< 1.0	< 1.0	< 1.0	< 1.0	< 1.0	NA	NA	NA	NA	NA	NA	NA	NA	NA
1,2-Dichloroethane	µg/L	5.0	< 1.0	< 1.0	< 1.0	< 1.0	< 1.0	< 1.0	< 1.0	NA	NA	NA	NA	NA	NA	NA	NA	< 1.0	< 1.0	< 1.0	< 1.0	< 1.0	< 1.0	< 1.0	< 1.0	NA	NA	NA	NA	NA	NA	NA	NA	NA
1,2-Dichloropropane	µg/L	5.0	< 1.0	< 1.0	< 1.0	< 1.0	< 1.0	< 1.0	< 1.0	NA	NA	NA	NA	NA	NA	NA	NA	< 1.0	< 1.0	< 1.0	< 1.0	< 1.0	< 1.0	< 1.0	< 1.0	NA	NA	NA	NA	NA	NA	NA	NA	NA
1,3,5-Trimethylbenzene	µg/L	72	< 1.0	< 1.0	< 1.0	< 1.0	< 1.0	< 1.0	< 1.0	NA	NA	NA	NA	NA	NA	NA	NA	< 1.0	< 1.0	< 1.0	< 1.0	< 1.0	< 1.0	< 1.0	< 1.0	NA	NA	NA	NA	NA	NA	NA	NA	NA
1,3-Dichlorobenzene	µg/L	19	< 1.0	< 1.0	< 1.0	< 1.0	< 1.0	0.17 J	< 1.0	NA	NA	NA	NA	NA	NA	NA	NA	< 1.0	< 1.0	< 1.0	< 1.0	< 1.0	< 1.0	< 1.0	0.32 J	NA	NA	NA	NA	NA	NA	NA	NA	NA
1,4-Dichlorobenzene	µg/L	75	< 1.0	< 1.0	< 1.0	< 1.0	< 1.0	< 1.0	< 1.0	NA	NA	NA	NA	NA	NA	NA	NA	< 1.0	< 1.0	< 1.0	< 1.0	< 1.0	< 1.0	< 1.0	< 1.0	NA	NA	NA	NA	NA	NA	NA	NA	NA
2-Butanone (MEK)	µg/L	38,000	< 10	< 10	< 10	< 10	< 10	< 10	< 10	NA	NA	NA	NA	NA	NA	NA	NA	< 10	< 10	< 10	< 10	< 10	< 10	< 10	< 10	NA	NA	NA	NA	NA	NA	NA	NA	NA
2-Methylnaphthalene	µg/L	750	NA	NA	NA	NA	NA	NA	NA	NA	NA	NA	NA	NA	NA	NA	NA	NA	NA	NA	NA	NA	NA	NA	NA	NA	NA	NA	NA	NA	NA	NA	NA	NA
4-Methyl-2-Pentanone (MIBK)	µg/L	5,200	< 10	< 10	< 10	< 10	< 10	< 10	< 10	NA	NA	NA	NA	NA	NA	NA	NA	< 10	< 10	< 10	< 10	< 10	< 10	< 10	< 10	NA	NA	NA	NA	NA	NA	NA	NA	NA
Acetone	µg/L	2,100	< 10	< 10	< 10	< 10 UB	< 10	< 10	< 10	NA	NA	NA	NA	NA	NA	NA	NA	< 10	< 10	< 10	< 10	< 10	< 10	< 10	< 10	NA	NA	NA	NA	NA	NA	NA	NA	NA
Benzene	µg/L	5.0	< 1.0	< 1.0	< 1.0	< 1.0	< 1.0	< 1.0	< 1.0	NA	NA	NA	NA	NA	NA	NA	NA	< 1.0	< 1.0	< 1.0	< 1.0	< 1.0	< 1.0	< 1.0	< 1.0	NA	NA	NA	NA	NA	NA	NA	NA	NA
Bromodichloromethane	µg/L	80	< 1.0	< 1.0	< 1.0	< 1.0	< 1.0	< 1.0	< 1.0	NA	NA	NA	NA	NA	NA	NA	NA	< 1.0	< 1.0	< 1.0	< 1.0	< 1.0	< 1.0	< 1.0	< 1.0	NA	NA	NA	NA	NA	NA	NA	NA	NA
Bromoform	µg/L	80	< 1.0	< 1.0	< 1.0	< 1.0	< 1.0	< 1.0	< 1.0 J	NA	NA	NA	NA	NA	NA	NA	NA	< 1.0	< 1.0	< 1.0	< 1.0	< 1.0	< 1.0	< 1.0	< 1.0 J	NA	NA	NA	NA	NA	NA	NA	NA	NA
Bromomethane	µg/L	29	< 1.0	< 1.0	< 1.0	< 1.0	< 1.0	< 1.0	< 1.0	NA	NA	NA	NA	NA	NA	NA	NA	< 1.0	< 1.0	< 1.0	< 1.0	< 1.0	< 1.0	< 1.0	< 1.0	NA	NA	NA	NA	NA	NA	NA	NA	NA
Carbon Disulfide	µg/L	2,300	< 5.0	< 5.0	< 5.0	< 5.0	< 5.0	< 5.0	< 5.0	NA	NA	NA	NA	NA	NA	NA	NA	< 5.0	< 5.0	< 5.0	< 5.0	< 5.0	< 5.0	< 5.0	< 5.0	NA	NA	NA	NA	NA	NA	NA	NA	NA
Carbon Tetrachloride	µg/L	5.0	< 1.0	< 1.0	< 1.0	< 1.0	< 1.0	< 1.0	< 1.0 J	NA	NA	NA	NA	NA	NA	NA	NA	< 1.0	< 1.0	< 1.0	< 1.0	< 1.0	< 1.0	< 1.0	< 1.0	NA	NA	NA	NA	NA	NA	NA	NA	NA
Trichlorofluoromethane (CFC-11)	µg/L	7,300	< 1.0	< 1.0	< 1.0	< 1.0	< 1.0	< 1.0 J	< 1.0	NA	NA	NA	NA	NA	NA	NA	NA	< 1.0	< 1.0	< 1.0	< 1.0	< 1.0	< 1.0	< 1.0	< 1.0	NA	NA	NA	NA	NA	NA	NA	NA	NA
Dichlorodifluoromethane (CFC-12)	µg/L	4,800	< 1.0	< 1.0	< 1.0	< 1.0	< 1.0	< 1.0	< 1.0	NA	NA	NA	NA	NA	NA	NA	NA	< 1.0	< 1.0	< 1.0	< 1.0	< 1.0	< 1.0	< 1.0	< 1.0	NA	NA	NA	NA	NA	NA	NA	NA	NA
Chlorobenzene	µg/L	100	< 1.0	< 1.0	< 1.0	< 1.0	< 1.0	< 1.0	< 1.0	NA	NA	NA	NA	NA	NA	NA	NA	< 1.0	< 1.0	< 1.0	< 1.0	< 1.0	< 1.0	< 1.0	< 1.0	NA	NA	NA	NA	NA	NA	NA	NA	NA
Chlorodibromomethane	µg/L	80	< 1.0	< 1.0	< 1.0	< 1.0	< 1.0	< 1.0	< 1.0	NA	NA	NA	NA	NA	NA	NA	NA	< 1.0	< 1.0	< 1.0	< 1.0	< 1.0	< 1.0	< 1.0	< 1.0	NA	NA	NA	NA	NA	NA	NA	NA	NA
Chloroethane	µg/L	1,700	< 1.0	< 1.0	< 1.0	< 1.0	< 1.0	< 1.0	< 1.0	NA	NA	NA	NA	NA	NA	NA	NA	< 1.0	< 1.0	< 1.0	< 1.0	< 1.0	< 1.0	< 1.0	< 1.0	NA	NA	NA	NA	NA	NA	NA	NA	NA
Chloroform	µg/L	80	< 1.0	< 1.0	< 1.0	< 1.0	< 1.0	< 1.0	< 1.0	NA	NA	NA	NA	NA	NA	NA	NA	< 1.0	< 1.0	< 1.0	< 1.0	< 1.0	< 1.0	< 1.0	< 1.0	NA	NA	NA	NA	NA	NA	NA	NA	NA
Chloromethane	µg/L	1,100	< 1.0	< 1.0 J	< 1.0	< 1.0	< 1.0	< 1.0	< 1.0	NA	NA	NA	NA	NA	NA	NA	NA	< 1.0	< 1.0	< 1.0	< 1.0	< 1.0	< 1.0	< 1.0	< 1.0	NA	NA	NA	NA	NA	NA	NA	NA	NA
cis-1,2-Dichloroethene	µg/L	70	< 1.0	< 1.0	< 1.0	< 1.0	< 1.0	< 1.0	< 1.0	< 1.0	< 1.0	< 1.0	< 1.0	< 1.0	< 1.0	< 1.0	< 1.0	< 1.0	0.37 J	0.35 J	< 1.0	< 1.0	0.33 J	0.44 J	0.32 J	< 1.0	0.64 J	0.66 J	0.39 J	0.40 J	0.62 J	0.58 J	0.47 J	< 1.0
cis-1,3-Dichloropropene	µg/L	NS	< 1.0	< 1.0	< 1.0	< 1.0	< 1.0	< 1.0	< 1.0	NA	NA	NA	NA	NA	NA	NA	NA	< 1.0	< 1.0	< 1.0	< 1.0	< 1.0	< 1.0	< 1.0	< 1.0	NA	NA	NA	NA	NA	NA	NA	NA	NA
Cyclohexane	µg/L	NS	< 1.0	< 1.0	< 1.0	< 1.0	< 1.0	< 1.0	< 1.0	NA	NA	NA	NA	NA	NA	NA	NA	< 1.0	< 1.0	< 1.0	< 1.0	< 1.0	< 1.0	< 1.0	< 1.0	NA	NA	NA	NA	NA	NA	NA	NA	NA
Dichloromethane	µg/L	5.0	< 5.0	< 5.0	< 5.0	< 5.0	< 5.0	< 5.0	< 5.0	NA	NA	NA	NA	NA	NA	NA	NA	< 5.0	< 5.0	< 5.0	< 5.0	< 5.0	< 5.0	< 5.0	< 5.0	NA	NA	NA	NA	NA	NA	NA	NA	NA
Diethyl ether	µg/L	10	< 2.0	< 2.0	< 2.0	< 2.0	< 2.0	< 2.0	< 2.0	NA	NA	NA	NA	NA	NA	NA	NA	< 2.0	< 2.0	< 2.0	< 2.0	< 2.0	< 2.0	< 2.0	< 2.0	NA	NA	NA	NA	NA	NA	NA	NA	NA
Ethylbenzene	µg/L	74	< 1.0	< 1.0	< 1.0	< 1.0	< 1.0	< 1.0	< 1.0	NA	NA	NA	NA	NA	NA	NA	NA	< 1.0	< 1.0	< 1.0	< 1.0	< 1.0	< 1.0	< 1.0	< 1.0	NA	NA	NA	NA	NA	NA	NA	NA	NA
Isopropylbenzene	µg/L	2,300	< 1.0	< 1.0	< 1.0	< 1.0	< 1.0	< 1.0	< 1.0	NA	NA	NA	NA	NA	NA	NA	NA	< 1.0	< 1.0	< 1.0	< 1.0	< 1.0	< 1.0	< 1.0	< 1.0	NA	NA	NA	NA	NA	NA	NA	NA	NA
Methyl Acetate	µg/L	NS	< 10	< 10	< 10	< 10	< 10	< 10	< 10	NA	NA	NA	NA	NA	NA	NA	NA	< 10	< 10	< 10	< 10	< 10	< 10	< 10	< 10	NA	NA	NA	NA	NA	NA	NA	NA	NA
Methyl N-Butyl Ketone (2-Hexanone)	µg/L	2,900	< 10	< 10	< 10	< 10	< 10	< 10	< 10	NA	NA	NA	NA	NA	NA	NA	NA	< 10	< 10	< 10	< 10	< 10	< 10	< 10	< 10	NA	NA	NA	NA	NA	NA	NA	NA	NA
Methylcyclohexane	µg/L	NS	< 1.0	< 1.0	< 1.0	< 1.0	< 1.0	< 1.0	< 1.0	NA	NA	NA	NA	NA	NA	NA	NA	< 1.0	< 1.0	< 1.0	< 1.0	< 1.0	< 1.0	< 1.0	< 1.0	NA	NA	NA	NA	NA	NA	NA	NA	NA

See Notes on Last Page.

Table 2
On-Site Groundwater Analytical Results
Ford Livonia Transmission Plant
36200 Plymouth Road
Livonia, Michigan

Location:		EGLE Non-Residential Drinking Water Criteria	MW-33															MW-34																
Screen Interval (ft. bgs):			14-19															16.5-21.5																
Date:	Unit		7/28/2017	11/8/2017	2/14/2018	5/8/2018	8/9/2018	11/2/2018	2/27/2019	6/11/2019	9/25/2019	11/8/2019	2/7/2020	8/14/2020	11/18/2020	2/17/2021	5/18/2021	4/24/2017	7/27/2017	11/9/2017	2/13/2018	5/8/2018	8/10/2018	11/1/2018	3/2/2019	6/15/2019	9/28/2019	11/23/2019	2/8/2020	5/30/2020	8/15/2020	11/14/2020	2/13/2021	5/15/2021
Methyl-tert-butyl ether	µg/L	40	< 1.0	< 1.0	< 1.0	< 1.0	< 1.0	< 1.0	< 1.0	NA	NA	NA	NA	NA	NA	NA	NA	< 1.0	< 1.0	< 1.0	< 1.0	< 1.0	< 1.0	< 1.0	< 1.0	NA	NA	NA	NA	NA	NA	NA	NA	NA
Naphthalene	µg/L	1,500	NA	NA	NA	NA	NA	NA	NA	NA	NA	NA	NA	NA	NA	NA	NA	NA	NA	NA	NA	NA	NA	NA	NA	NA	NA	NA	NA	NA	NA	NA	NA	NA
Styrene (Monomer)	µg/L	100	< 1.0	< 1.0	< 1.0	< 1.0	< 1.0	< 1.0	< 1.0	NA	NA	NA	NA	NA	NA	NA	NA	< 1.0	< 1.0	< 1.0	< 1.0	< 1.0	< 1.0	< 1.0	< 1.0	NA	NA	NA	NA	NA	NA	NA	NA	NA
Tetrachloroethene	µg/L	5.0	< 1.0	< 1.0	< 1.0	< 1.0	< 1.0	< 1.0	< 1.0 J	< 1.0	< 1.0	< 1.0	< 1.0	< 1.0	< 1.0	< 1.0	< 1.0	< 1.0	< 1.0	< 1.0	< 1.0	< 1.0	< 1.0	< 1.0	< 1.0 J	< 1.0	< 1.0	< 1.0	< 1.0	< 1.0	< 1.0	< 1.0	< 1.0	< 1.0
Toluene	µg/L	790	< 1.0	< 1.0	< 1.0	< 1.0	< 1.0	< 1.0	< 1.0	NA	NA	NA	NA	NA	NA	NA	NA	< 1.0	< 1.0	< 1.0	< 1.0	< 1.0	< 1.0	< 1.0	< 1.0	NA	NA	NA	NA	NA	NA	NA	NA	NA
Total Xylenes	µg/L	280	< 2.0	< 2.0	< 2.0	< 2.0	< 2.0	< 2.0	< 2.0	NA	NA	NA	NA	NA	NA	NA	NA	< 2.0	< 2.0	< 2.0	< 2.0	< 2.0	< 2.0	< 2.0	< 2.0	NA	NA	NA	NA	NA	NA	NA	NA	NA
trans-1,2-Dichloroethene	µg/L	100	< 1.0	< 1.0	< 1.0	< 1.0	< 1.0	< 1.0	< 1.0	< 1.0	< 1.0	< 1.0	< 1.0	< 1.0	< 1.0	< 1.0	< 1.0	< 1.0	< 1.0	< 1.0	< 1.0	< 1.0	< 1.0	< 1.0	< 1.0	< 1.0	< 1.0	< 1.0	< 1.0	< 1.0	< 1.0	< 1.0	< 1.0	< 1.0
trans-1,3-Dichloropropene	µg/L	NS	< 1.0	< 1.0	< 1.0	< 1.0	< 1.0	< 1.0	< 1.0	NA	NA	NA	NA	NA	NA	NA	NA	< 1.0	< 1.0	< 1.0	< 1.0	< 1.0	< 1.0	< 1.0	< 1.0	NA	NA	NA	NA	NA	NA	NA	NA	NA
Trichloroethene	µg/L	5.0	< 1.0	< 1.0	< 1.0	< 1.0	< 1.0	< 1.0	< 1.0 J	< 1.0	< 1.0	< 1.0	< 1.0	< 1.0	< 1.0	< 1.0	< 1.0	< 1.0	< 1.0	< 1.0	< 1.0	< 1.0	< 1.0	< 1.0	< 1.0	< 1.0	< 1.0	< 1.0	< 1.0	< 1.0	< 1.0	< 1.0	< 1.0	< 1.0
Vinyl chloride	µg/L	2.0	< 1.0	< 1.0	< 1.0	< 1.0	< 1.0	< 1.0	< 1.0	< 1.0	< 1.0	< 1.0	< 1.0	< 1.0	< 1.0	< 1.0	< 1.0	0.52 J	1.5	2.0	0.97 J	0.87 J	1.1	1.2	0.85 J	0.89 J	**2.2**	1.8	0.53 J	0.76 J	1.4	1.8	0.78 J	1.0
Gases																																		
Ethane	µg/L	NS	NA	NA	NA	NA	NA	NA	NA	NA	NA	NA	NA	NA	NA	NA	NA	NA	NA	NA	NA	NA	NA	NA	NA	NA	NA	NA	NA	NA	NA	NA	NA	NA
Ethene	µg/L	NS	NA	NA	NA	NA	NA	NA	NA	NA	NA	NA	NA	NA	NA	NA	NA	NA	NA	NA	NA	NA	NA	NA	NA	NA	NA	NA	NA	NA	NA	NA	NA	NA
Methane	µg/L	NS	NA	NA	NA	NA	NA	NA	NA	NA	NA	NA	NA	NA	NA	NA	NA	NA	NA	NA	NA	NA	NA	NA	NA	NA	NA	NA	NA	NA	NA	NA	NA	NA
Other																																		
Carbon	mg/L	NS	NA	NA	NA	NA	NA	NA	NA	NA	NA	NA	NA	NA	NA	NA	NA	NA	NA	NA	NA	NA	NA	NA	NA	NA	NA	NA	NA	NA	NA	NA	NA	NA
Nitrate-N	mg/L	10	NA	NA	NA	NA	NA	NA	NA	NA	NA	NA	NA	NA	NA	NA	NA	NA	NA	NA	NA	NA	NA	NA	NA	NA	NA	NA	NA	NA	NA	NA	NA	NA
Sulfate	mg/L	250	NA	NA	NA	NA	NA	NA	NA	NA	NA	NA	NA	NA	NA	NA	NA	NA	NA	NA	NA	NA	NA	NA	NA	NA	NA	NA	NA	NA	NA	NA	NA	NA
Total Organic Carbon	mg/L	NS	NA	NA	NA	NA	NA	NA	NA	NA	NA	NA	NA	NA	NA	NA	NA	NA	NA	NA	NA	NA	NA	NA	NA	NA	NA	NA	NA	NA	NA	NA	NA	NA
Metals																																		
Iron, Dissolved	µg/L	300	NA	NA	NA	NA	NA	NA	NA	NA	NA	NA	NA	NA	NA	NA	NA	NA	NA	NA	NA	NA	NA	NA	NA	NA	NA	NA	NA	NA	NA	NA	NA	NA
Iron	µg/L	300	NA	NA	NA	NA	NA	NA	NA	NA	NA	NA	NA	NA	NA	NA	NA	NA	NA	NA	NA	NA	NA	NA	NA	NA	NA	NA	NA	NA	NA	NA	NA	NA
Manganese, Dissolved	µg/L	50	NA	NA	NA	NA	NA	NA	NA	NA	NA	NA	NA	NA	NA	NA	NA	NA	NA	NA	NA	NA	NA	NA	NA	NA	NA	NA	NA	NA	NA	NA	NA	NA
Manganese	µg/L	50	NA	NA	NA	NA	NA	NA	NA	NA	NA	NA	NA	NA	NA	NA	NA	NA	NA	NA	NA	NA	NA	NA	NA	NA	NA	NA	NA	NA	NA	NA	NA	NA

See Notes on Last Page.

Table 2
On-Site Groundwater Analytical Results
Ford Livonia Transmission Plant
36200 Plymouth Road
Livonia, Michigan

Location:		EGLE Non-Residential Drinking Water Criteria	MW-35																MW-36															
Screen Interval (ft. bgs):			19.5-24.5																20-25															
Date:	Unit		7/27/2017	11/7/2017	2/14/2018	5/9/2018	8/10/2018	11/1/2018	3/2/2019	6/15/2019	9/28/2019	11/23/2019	2/8/2020	5/30/2020	8/15/2020	11/14/2020	2/13/2021	5/15/2021	7/28/2017	11/10/2017	2/15/2018	5/14/2018	8/14/2018	10/29/2018	3/1/2019	6/11/2019	9/25/2019	11/21/2019	2/7/2020	8/13/2020	11/16/2020	2/12/2021	5/19/2021
Semi-volatile Organic Compounds (SVOCs)																																		
1,4-Dioxane	µg/L	350	4.9	4.6	4.3	4.7	4.3	4.5	5.8	5.2	5.0	2.8	4.5	3.3	4.4	4.4	3.9	4.0	< 2.0	< 2.0	< 2.0	< 2.0	< 2.0	< 2.0	< 2.0	< 2.0	< 2.0	< 2.0	< 2.0	< 2.0	< 2.0	< 2.0 J	< 2.0
Volatile Organic Compounds (VOCs)																																		
1,1,1-Trichloroethane	µg/L	200	< 1.0	< 1.0	< 1.0	< 1.0	< 1.0	< 1.0	< 1.0	NA	NA	NA	NA	NA	NA	NA	NA	NA	< 1.0	< 1.0	< 1.0	< 1.0	< 1.0	< 1.0	< 1.0	NA	NA	NA	NA	NA	NA	NA	NA
1,1,2,2-Tetrachloroethane	µg/L	35	< 1.0	< 1.0	< 1.0	< 1.0	< 1.0	< 1.0	< 1.0 J	NA	NA	NA	NA	NA	NA	NA	NA	NA	< 1.0	< 1.0	< 1.0	< 1.0	< 1.0	< 1.0	< 1.0	NA	NA	NA	NA	NA	NA	NA	NA
1,1,2-trichloro-1,2,2-trifluoroethane	µg/L	170,000	< 1.0	< 1.0	< 1.0	< 1.0	< 1.0	< 1.0	< 1.0	NA	NA	NA	NA	NA	NA	NA	NA	NA	< 1.0	< 1.0	< 1.0	< 1.0	< 1.0	< 1.0	< 1.0	NA	NA	NA	NA	NA	NA	NA	NA
1,1,2-Trichloroethane	µg/L	5.0	< 1.0	< 1.0	< 1.0	< 1.0	< 1.0	< 1.0	< 1.0	NA	NA	NA	NA	NA	NA	NA	NA	NA	< 1.0	< 1.0	< 1.0	< 1.0	< 1.0	< 1.0	< 1.0	NA	NA	NA	NA	NA	NA	NA	NA
1,1-Dichloroethane	µg/L	2,500	< 1.0	< 1.0	< 1.0	< 1.0	< 1.0	< 1.0	< 1.0	NA	NA	NA	NA	NA	NA	NA	NA	NA	< 1.0	< 1.0	< 1.0	< 1.0	< 1.0	< 1.0	< 1.0	NA	NA	NA	NA	NA	NA	NA	NA
1,1-Dichloroethene	µg/L	7.0	< 1.0	< 1.0	< 1.0	< 1.0	< 1.0	< 1.0	< 1.0	< 1.0	< 1.0	< 1.0	< 1.0	< 1.0	< 1.0	< 1.0	< 1.0	< 1.0	< 1.0	< 1.0	< 1.0	< 1.0	< 1.0	< 1.0	< 1.0	< 1.0	< 1.0	< 1.0	< 1.0	< 1.0	< 1.0	< 1.0	< 1.0	< 1.0
1,2,3-Trimethylbenzene	µg/L	NS	< 5.0	< 5.0	< 5.0	< 5.0	< 5.0	< 5.0	< 5.0	NA	NA	NA	NA	NA	NA	NA	NA	NA	< 5.0	< 5.0	< 5.0	< 5.0	< 5.0	< 5.0	< 5.0	NA	NA	NA	NA	NA	NA	NA	NA
1,2,4-Trichlorobenzene	µg/L	70	< 1.0	< 1.0	< 1.0	< 1.0	< 1.0	< 1.0	0.26 J	NA	NA	NA	NA	NA	NA	NA	NA	NA	< 1.0	< 1.0	< 1.0	< 1.0	< 1.0	< 1.0	< 1.0	NA	NA	NA	NA	NA	NA	NA	NA
1,2,4-Trimethylbenzene	µg/L	63	< 1.0	< 1.0	< 1.0	< 1.0	< 1.0	< 1.0	< 1.0	NA	NA	NA	NA	NA	NA	NA	NA	NA	< 1.0	< 1.0	< 1.0	< 1.0	< 1.0 J	< 1.0	< 1.0	NA	NA	NA	NA	NA	NA	NA	NA
1,2-Dibromo-3-chloropropane	µg/L	0.2	< 1.0	< 1.0	< 1.0	< 1.0	< 1.0	< 1.0	< 1.0 J	NA	NA	NA	NA	NA	NA	NA	NA	NA	< 1.0	< 1.0	< 1.0	< 1.0	< 1.0	< 1.0	< 1.0 J	NA	NA	NA	NA	NA	NA	NA	NA
1,2-Dibromoethane	µg/L	0.05	< 1.0	< 1.0	< 1.0	< 1.0	< 1.0	< 1.0	< 1.0	NA	NA	NA	NA	NA	NA	NA	NA	NA	< 1.0	< 1.0	< 1.0	< 1.0	< 1.0	< 1.0	< 1.0	NA	NA	NA	NA	NA	NA	NA	NA
1,2-Dichlorobenzene	µg/L	600	< 1.0	< 1.0	< 1.0	< 1.0	< 1.0	< 1.0	< 1.0	NA	NA	NA	NA	NA	NA	NA	NA	NA	< 1.0	< 1.0	< 1.0	< 1.0	< 1.0	< 1.0	< 1.0	NA	NA	NA	NA	NA	NA	NA	NA
1,2-Dichloroethane	µg/L	5.0	< 1.0	< 1.0	< 1.0	< 1.0	< 1.0	< 1.0	< 1.0	NA	NA	NA	NA	NA	NA	NA	NA	NA	< 1.0	< 1.0	< 1.0	< 1.0	< 1.0	< 1.0	< 1.0	NA	NA	NA	NA	NA	NA	NA	NA
1,2-Dichloropropane	µg/L	5.0	< 1.0	< 1.0	< 1.0	< 1.0	< 1.0	< 1.0	< 1.0	NA	NA	NA	NA	NA	NA	NA	NA	NA	< 1.0	< 1.0	< 1.0	< 1.0	< 1.0	< 1.0	< 1.0	NA	NA	NA	NA	NA	NA	NA	NA
1,3,5-Trimethylbenzene	µg/L	72	< 1.0	< 1.0	< 1.0	< 1.0	< 1.0	< 1.0	< 1.0	NA	NA	NA	NA	NA	NA	NA	NA	NA	< 1.0	< 1.0	< 1.0	< 1.0	< 1.0	< 1.0	< 1.0	NA	NA	NA	NA	NA	NA	NA	NA
1,3-Dichlorobenzene	µg/L	19	< 1.0	< 1.0	< 1.0	< 1.0	< 1.0	< 1.0	< 1.0	NA	NA	NA	NA	NA	NA	NA	NA	NA	< 1.0	< 1.0	< 1.0	< 1.0	< 1.0	< 1.0	< 1.0	NA	NA	NA	NA	NA	NA	NA	NA
1,4-Dichlorobenzene	µg/L	75	< 1.0	< 1.0	< 1.0	< 1.0	< 1.0	< 1.0	< 1.0	NA	NA	NA	NA	NA	NA	NA	NA	NA	< 1.0	< 1.0	< 1.0	< 1.0	< 1.0	< 1.0	< 1.0	NA	NA	NA	NA	NA	NA	NA	NA
2-Butanone (MEK)	µg/L	38,000	< 10	< 10	< 10	< 10	1.7 J	< 10	< 10 J	NA	NA	NA	NA	NA	NA	NA	NA	NA	< 10	< 10	< 10	< 10	< 10	< 10	< 10	NA	NA	NA	NA	NA	NA	NA	NA
2-Methylnaphthalene	µg/L	750	NA	NA	NA	NA	NA	NA	NA	NA	NA	NA	NA	NA	NA	NA	NA	NA	NA	NA	NA	NA	NA	NA	NA	NA	NA	NA	NA	NA	NA	NA	NA	NA
4-Methyl-2-Pentanone (MIBK)	µg/L	5,200	< 10	< 10	< 10	< 10	0.89 J	< 10	< 10 J	NA	NA	NA	NA	NA	NA	NA	NA	NA	< 10	< 10	< 10	< 10	< 10	< 10	< 10	NA	NA	NA	NA	NA	NA	NA	NA
Acetone	µg/L	2,100	< 10	< 10	< 10	< 10	< 10	< 10	< 10 J	NA	NA	NA	NA	NA	NA	NA	NA	NA	< 10	< 10	< 10	< 10	< 10	< 10	< 10	NA	NA	NA	NA	NA	NA	NA	NA
Benzene	µg/L	5.0	< 1.0	< 1.0	< 1.0	< 1.0	< 1.0	< 1.0	< 1.0	NA	NA	NA	NA	NA	NA	NA	NA	NA	< 1.0	< 1.0	< 1.0	< 1.0	< 1.0	< 1.0	< 1.0	NA	NA	NA	NA	NA	NA	NA	NA
Bromodichloromethane	µg/L	80	< 1.0	< 1.0	< 1.0	< 1.0	< 1.0	< 1.0	< 1.0	NA	NA	NA	NA	NA	NA	NA	NA	NA	< 1.0	< 1.0	< 1.0	< 1.0	< 1.0	< 1.0	< 1.0	NA	NA	NA	NA	NA	NA	NA	NA
Bromoform	µg/L	80	< 1.0	< 1.0	< 1.0	< 1.0	< 1.0	< 1.0	< 1.0 J	NA	NA	NA	NA	NA	NA	NA	NA	NA	< 1.0	< 1.0	< 1.0	< 1.0	< 1.0	< 1.0	< 1.0 J	NA	NA	NA	NA	NA	NA	NA	NA
Bromomethane	µg/L	29	< 1.0	< 1.0	< 1.0	< 1.0	< 1.0	< 1.0	< 1.0	NA	NA	NA	NA	NA	NA	NA	NA	NA	< 1.0	< 1.0	< 1.0	< 1.0	< 1.0	< 1.0	< 1.0 J	NA	NA	NA	NA	NA	NA	NA	NA
Carbon Disulfide	µg/L	2,300	< 5.0	< 5.0	< 5.0	< 5.0	< 5.0	< 5.0	0.32 J	NA	NA	NA	NA	NA	NA	NA	NA	NA	< 5.0	< 5.0	< 5.0	< 5.0	< 5.0	< 5.0	< 5.0	NA	NA	NA	NA	NA	NA	NA	NA
Carbon Tetrachloride	µg/L	5.0	< 1.0	< 1.0	< 1.0	< 1.0	< 1.0	< 1.0	< 1.0	NA	NA	NA	NA	NA	NA	NA	NA	NA	< 1.0	< 1.0	< 1.0	< 1.0	< 1.0	< 1.0	< 1.0	NA	NA	NA	NA	NA	NA	NA	NA
Trichlorofluoromethane (CFC-11)	µg/L	7,300	< 1.0	< 1.0	< 1.0	< 1.0	< 1.0	< 1.0	< 1.0	NA	NA	NA	NA	NA	NA	NA	NA	NA	< 1.0	< 1.0	< 1.0	< 1.0	< 1.0	< 1.0	< 1.0 J	NA	NA	NA	NA	NA	NA	NA	NA
Dichlorodifluoromethane (CFC-12)	µg/L	4,800	< 1.0	< 1.0	< 1.0	< 1.0	< 1.0	< 1.0	< 1.0	NA	NA	NA	NA	NA	NA	NA	NA	NA	< 1.0	< 1.0	< 1.0	< 1.0	< 1.0	< 1.0	< 1.0	NA	NA	NA	NA	NA	NA	NA	NA
Chlorobenzene	µg/L	100	< 1.0	< 1.0	< 1.0	< 1.0	< 1.0	< 1.0	< 1.0	NA	NA	NA	NA	NA	NA	NA	NA	NA	< 1.0	< 1.0	< 1.0	< 1.0	< 1.0	< 1.0	< 1.0	NA	NA	NA	NA	NA	NA	NA	NA
Chlorodibromomethane	µg/L	80	< 1.0	< 1.0	< 1.0	< 1.0	< 1.0	< 1.0	< 1.0	NA	NA	NA	NA	NA	NA	NA	NA	NA	< 1.0	< 1.0	< 1.0	< 1.0	< 1.0	< 1.0	< 1.0	NA	NA	NA	NA	NA	NA	NA	NA
Chloroethane	µg/L	1,700	< 1.0	< 1.0	< 1.0	< 1.0	< 1.0	< 1.0	< 1.0	NA	NA	NA	NA	NA	NA	NA	NA	NA	< 1.0	< 1.0	< 1.0	< 1.0	< 1.0	< 1.0	< 1.0 J	NA	NA	NA	NA	NA	NA	NA	NA
Chloroform	µg/L	80	< 1.0	< 1.0	< 1.0	< 1.0	< 1.0	< 1.0	< 1.0	NA	NA	NA	NA	NA	NA	NA	NA	NA	< 1.0	< 1.0	< 1.0	< 1.0	< 1.0	< 1.0	< 1.0	NA	NA	NA	NA	NA	NA	NA	NA
Chloromethane	µg/L	1,100	< 1.0	< 1.0	< 1.0	< 1.0	< 1.0	< 1.0	< 1.0	NA	NA	NA	NA	NA	NA	NA	NA	NA	< 1.0	< 1.0	< 1.0	< 1.0	< 1.0	< 1.0	< 1.0	NA	NA	NA	NA	NA	NA	NA	NA
cis-1,2-Dichloroethene	µg/L	70	< 1.0	< 1.0	< 1.0	< 1.0	< 1.0	< 1.0	< 1.0	< 1.0	< 1.0	< 1.0	< 1.0	< 1.0	< 1.0	< 1.0	< 1.0	< 1.0	< 1.0	< 1.0	< 1.0	< 1.0	< 1.0	< 1.0	< 1.0	< 1.0	< 1.0	< 1.0	< 1.0	< 1.0	< 1.0 UB	< 1.0	< 1.0
cis-1,3-Dichloropropene	µg/L	NS	< 1.0	< 1.0	< 1.0	< 1.0	< 1.0	< 1.0	< 1.0	NA	NA	NA	NA	NA	NA	NA	NA	NA	< 1.0	< 1.0	< 1.0	< 1.0	< 1.0	< 1.0	< 1.0	NA	NA	NA	NA	NA	NA	NA	NA
Cyclohexane	µg/L	NS	< 1.0	< 1.0	< 1.0	< 1.0	< 1.0	< 1.0	< 1.0	NA	NA	NA	NA	NA	NA	NA	NA	NA	< 1.0	< 1.0	< 1.0	< 1.0	< 1.0	< 1.0	< 1.0	NA	NA	NA	NA	NA	NA	NA	NA
Dichloromethane	µg/L	5.0	< 5.0	< 5.0	< 5.0	< 5.0	< 5.0	< 5.0	< 5.0	NA	NA	NA	NA	NA	NA	NA	NA	NA	< 5.0	< 5.0	< 5.0	< 5.0	< 5.0	< 5.0	< 5.0	NA	NA	NA	NA	NA	NA	NA	NA
Diethyl ether	µg/L	10	< 2.0	< 2.0	< 2.0	< 2.0	< 2.0	< 2.0	< 2.0	NA	NA	NA	NA	NA	NA	NA	NA	NA	< 2.0	< 2.0	< 2.0	< 2.0	< 2.0	< 2.0	< 2.0	NA	NA	NA	NA	NA	NA	NA	NA
Ethylbenzene	µg/L	74	< 1.0	< 1.0	< 1.0	< 1.0	< 1.0	< 1.0	< 1.0	NA	NA	NA	NA	NA	NA	NA	NA	NA	< 1.0	< 1.0	< 1.0	< 1.0	< 1.0	< 1.0	< 1.0	NA	NA	NA	NA	NA	NA	NA	NA
Isopropylbenzene	µg/L	2,300	< 1.0	< 1.0	< 1.0	< 1.0	< 1.0	< 1.0	< 1.0	NA	NA	NA	NA	NA	NA	NA	NA	NA	< 1.0	< 1.0	< 1.0	< 1.0	< 1.0	< 1.0	< 1.0	NA	NA	NA	NA	NA	NA	NA	NA
Methyl Acetate	µg/L	NS	< 10	< 10	< 10	< 10	< 10	< 10	< 10 J	NA	NA	NA	NA	NA	NA	NA	NA	NA	< 10	< 10	< 10	< 10	< 10	< 10	< 10	NA	NA	NA	NA	NA	NA	NA	NA
Methyl N-Butyl Ketone (2-Hexanone)	µg/L	2,900	< 10	< 10	< 10	< 10	1.1 J	< 10	< 10 J	NA	NA	NA	NA	NA	NA	NA	NA	NA	< 10	< 10	< 10	< 10	< 10	< 10	< 10	NA	NA	NA	NA	NA	NA	NA	NA
Methylcyclohexane	µg/L	NS	< 1.0	< 1.0	< 1.0	< 1.0	< 1.0	< 1.0	< 1.0	NA	NA	NA	NA	NA	NA	NA	NA	NA	< 1.0	< 1.0	< 1.0	< 1.0	< 1.0	< 1.0	< 1.0	NA	NA	NA	NA	NA	NA	NA	NA

See Notes on Last Page.

Table 2
On-Site Groundwater Analytical Results
Ford Livonia Transmission Plant
36200 Plymouth Road
Livonia, Michigan

Location:			MW-35																MW-36															
Screen Interval (ft. bgs):			19.5-24.5																20-25															
Date:	Unit	EGLE Non-Residential Drinking Water Criteria	7/27/2017	11/7/2017	2/14/2018	5/9/2018	8/10/2018	11/1/2018	3/2/2019	6/15/2019	9/28/2019	11/23/2019	2/8/2020	5/30/2020	8/15/2020	11/14/2020	2/13/2021	5/15/2021	7/28/2017	11/10/2017	2/15/2018	5/14/2018	8/14/2018	10/29/2018	3/1/2019	6/11/2019	9/25/2019	11/21/2019	2/7/2020	8/13/2020	11/16/2020	2/12/2021	5/19/2021
Methyl-tert-butyl ether	µg/L	40	< 1.0	< 1.0	< 1.0	< 1.0	< 1.0	< 1.0	< 1.0 J	NA	NA	NA	NA	NA	NA	NA	NA	NA	< 1.0	< 1.0	< 1.0	< 1.0	< 1.0	< 1.0	< 1.0 J	NA	NA	NA	NA	NA	NA	NA	NA
Naphthalene	µg/L	1,500	NA	NA	NA	NA	NA	NA	NA	NA	NA	NA	NA	NA	NA	NA	NA	NA	NA	NA	NA	NA	NA	NA	NA	NA	NA	NA	NA	NA	NA	NA	NA	NA
Styrene (Monomer)	µg/L	100	< 1.0	< 1.0	< 1.0	< 1.0	< 1.0	< 1.0	< 1.0	NA	NA	NA	NA	NA	NA	NA	NA	NA	< 1.0	< 1.0	< 1.0	< 1.0	< 1.0	< 1.0	< 1.0	NA	NA	NA	NA	NA	NA	NA	NA
Tetrachloroethene	µg/L	5.0	< 1.0	< 1.0	< 1.0	< 1.0	< 1.0	< 1.0	< 1.0	< 1.0	< 1.0	< 1.0	< 1.0	< 1.0	< 1.0	< 1.0	< 1.0	< 1.0	< 1.0	< 1.0	< 1.0	< 1.0	< 1.0	< 1.0	< 1.0	< 1.0	< 1.0	< 1.0	< 1.0	< 1.0	< 1.0	< 1.0	< 1.0	< 1.0
Toluene	µg/L	790	< 1.0	< 1.0	< 1.0	< 1.0	< 1.0	< 1.0	0.14 J	NA	NA	NA	NA	NA	NA	NA	NA	NA	< 1.0	< 1.0	< 1.0	< 1.0	< 1.0	< 1.0	< 1.0	NA	NA	NA	NA	NA	NA	NA	NA
Total Xylenes	µg/L	280	< 2.0	< 2.0	< 2.0	< 2.0	< 2.0	< 2.0	< 2.0	NA	NA	NA	NA	NA	NA	NA	NA	NA	< 2.0	< 2.0	< 2.0	< 2.0	< 2.0	< 2.0	< 2.0	NA	NA	NA	NA	NA	NA	NA	NA
trans-1,2-Dichloroethene	µg/L	100	< 1.0	< 1.0	< 1.0	< 1.0	< 1.0	< 1.0	0.19 J	< 1.0	< 1.0	< 1.0	< 1.0	< 1.0	< 1.0	< 1.0	< 1.0	< 1.0	< 1.0	< 1.0	< 1.0	< 1.0	< 1.0	< 1.0	< 1.0	< 1.0	< 1.0	< 1.0	< 1.0	< 1.0	< 1.0	< 1.0	< 1.0	< 1.0
trans-1,3-Dichloropropene	µg/L	NS	< 1.0	< 1.0	< 1.0	< 1.0	< 1.0	< 1.0	< 1.0	NA	NA	NA	NA	NA	NA	NA	NA	NA	< 1.0	< 1.0	< 1.0	< 1.0	< 1.0	< 1.0	< 1.0	NA	NA	NA	NA	NA	NA	NA	NA
Trichloroethene	µg/L	5.0	< 1.0	< 1.0	< 1.0	< 1.0	< 1.0	< 1.0	0.11 J	< 1.0	< 1.0	< 1.0	< 1.0	< 1.0	< 1.0	< 1.0	< 1.0	< 1.0	< 1.0	< 1.0	< 1.0	< 1.0	< 1.0	< 1.0	< 1.0 J	< 1.0	< 1.0	< 1.0	< 1.0	< 1.0	< 1.0	< 1.0	< 1.0	< 1.0
Vinyl chloride	µg/L	2.0	**3.5**	**2.4**	**4.5**	**7.2**	**3.0**	1.8	**4.1**	**6.7**	**2.6**	**3.2**	**4.0**	**9.1**	**4.9**	1.9	1.2	**4.3**	< 1.0	< 1.0	< 1.0	< 1.0	< 1.0	< 1.0	< 1.0	< 1.0	< 1.0	< 1.0	< 1.0	< 1.0	< 1.0	< 1.0	< 1.0	< 1.0
Gases																																		
Ethane	µg/L	NS	NA	NA	NA	NA	NA	NA	NA	NA	NA	NA	NA	NA	NA	NA	NA	NA	NA	NA	NA	NA	NA	NA	NA	NA	NA	NA	NA	NA	NA	NA	NA	NA
Ethene	µg/L	NS	NA	NA	NA	NA	NA	NA	NA	NA	NA	NA	NA	NA	NA	NA	NA	NA	NA	NA	NA	NA	NA	NA	NA	NA	NA	NA	NA	NA	NA	NA	NA	NA
Methane	µg/L	NS	NA	NA	NA	NA	NA	NA	NA	NA	NA	NA	NA	NA	NA	NA	NA	NA	NA	NA	NA	NA	NA	NA	NA	NA	NA	NA	NA	NA	NA	NA	NA	NA
Other																																		
Carbon	mg/L	NS	NA	NA	NA	NA	NA	NA	NA	NA	NA	NA	NA	NA	NA	NA	NA	NA	NA	NA	NA	NA	NA	NA	NA	NA	NA	NA	NA	NA	NA	NA	NA	NA
Nitrate-N	mg/L	10	NA	NA	NA	NA	NA	NA	NA	NA	NA	NA	NA	NA	NA	NA	NA	NA	NA	NA	NA	NA	NA	NA	NA	NA	NA	NA	NA	NA	NA	NA	NA	NA
Sulfate	mg/L	250	NA	NA	NA	NA	NA	NA	NA	NA	NA	NA	NA	NA	NA	NA	NA	NA	NA	NA	NA	NA	NA	NA	NA	NA	NA	NA	NA	NA	NA	NA	NA	NA
Total Organic Carbon	mg/L	NS	NA	NA	NA	NA	NA	NA	NA	NA	NA	NA	NA	NA	NA	NA	NA	NA	NA	NA	NA	NA	NA	NA	NA	NA	NA	NA	NA	NA	NA	NA	NA	NA
Metals																																		
Iron, Dissolved	µg/L	300	NA	NA	NA	NA	NA	NA	NA	NA	NA	NA	NA	NA	NA	NA	NA	NA	NA	NA	NA	NA	NA	NA	NA	NA	NA	NA	NA	NA	NA	NA	NA	NA
Iron	µg/L	300	NA	NA	NA	NA	NA	NA	NA	NA	NA	NA	NA	NA	NA	NA	NA	NA	NA	NA	NA	NA	NA	NA	NA	NA	NA	NA	NA	NA	NA	NA	NA	NA
Manganese, Dissolved	µg/L	50	NA	NA	NA	NA	NA	NA	NA	NA	NA	NA	NA	NA	NA	NA	NA	NA	NA	NA	NA	NA	NA	NA	NA	NA	NA	NA	NA	NA	NA	NA	NA	NA
Manganese	µg/L	50	NA	NA	NA	NA	NA	NA	NA	NA	NA	NA	NA	NA	NA	NA	NA	NA	NA	NA	NA	NA	NA	NA	NA	NA	NA	NA	NA	NA	NA	NA	NA	NA

See Notes on Last Page.

Table 2
On-Site Groundwater Analytical Results
Ford Livonia Transmission Plant
36200 Plymouth Road
Livonia, Michigan

Location:			MW-37															MW-38															
Screen Interval (ft. bgs):			18-23															15-20															
Date:	Unit	EGLE Non-Residential Drinking Water Criteria	8/1/2017	11/10/2017	2/12/2018	5/10/2018	8/9/2018	10/31/2018	2/27/2019	6/12/2019	9/25/2019	11/14/2019	2/6/2020	8/14/2020	11/16/2020	2/17/2021	5/19/2021	4/26/2017	7/28/2017	11/8/2017	2/15/2018	5/8/2018	8/9/2018	11/1/2018	2/27/2019	6/11/2019	9/25/2019	11/8/2019	2/6/2020	8/14/2020	11/12/2020	2/17/2021	5/20/2021
Semi-volatile Organic Compounds (SVOCs)																																	
1,4-Dioxane	µg/L	350	< 2.0 UB	< 2.0	< 2.0	< 2.0	< 2.0	< 2.0	< 2.0	< 2.0	< 2.0	< 2.0	< 2.0	< 2.0	< 2.0	< 2.0	< 2.0	< 2.0	< 2.0	< 2.0	< 2.0	< 2.0	< 2.0	< 2.0	< 2.0	< 2.0	0.39 J	< 2.0	< 2.0	< 2.0	< 2.0	2.6
Volatile Organic Compounds (VOCs)																																	
1,1,1-Trichloroethane	µg/L	200	< 1.0	< 1.0	< 1.0	< 1.0	< 1.0	< 1.0	< 1.0	NA	NA	NA	NA	NA	NA	NA	NA	< 1.0	< 1.0	< 1.0	< 1.0	< 1.0	< 1.0	< 1.0	< 1.0	NA	NA	NA	NA	NA	NA	NA	NA
1,1,2,2-Tetrachloroethane	µg/L	35	< 1.0	< 1.0	< 1.0	< 1.0	< 1.0	< 1.0	< 1.0	NA	NA	NA	NA	NA	NA	NA	NA	< 1.0	< 1.0	< 1.0	< 1.0	< 1.0	< 1.0	< 1.0	< 1.0 J	NA	NA	NA	NA	NA	NA	NA	NA
1,1,2-trichloro-1,2,2-trifluoroethane	µg/L	170,000	< 1.0	< 1.0	< 1.0	< 1.0	< 1.0	< 1.0	< 1.0 J	NA	NA	NA	NA	NA	NA	NA	NA	< 1.0	< 1.0	< 1.0	< 1.0	< 1.0	< 1.0	< 1.0	< 1.0	NA	NA	NA	NA	NA	NA	NA	NA
1,1,2-Trichloroethane	µg/L	5.0	< 1.0	< 1.0	< 1.0	< 1.0	< 1.0	< 1.0	< 1.0	NA	NA	NA	NA	NA	NA	NA	NA	< 1.0	< 1.0	< 1.0	< 1.0	< 1.0	< 1.0	< 1.0	< 1.0	NA	NA	NA	NA	NA	NA	NA	NA
1,1-Dichloroethane	µg/L	2,500	< 1.0	< 1.0	< 1.0	< 1.0	< 1.0	< 1.0	< 1.0	NA	NA	NA	NA	NA	NA	NA	NA	< 1.0	< 1.0	< 1.0	< 1.0	< 1.0	< 1.0	< 1.0	< 1.0	NA	NA	NA	NA	NA	NA	NA	NA
1,1-Dichloroethene	µg/L	7.0	< 1.0	< 1.0	< 1.0	< 1.0	< 1.0	< 1.0	< 1.0	< 1.0	< 1.0	< 1.0	< 1.0	< 1.0	< 1.0	< 1.0	< 1.0	< 1.0	< 1.0	< 1.0	< 1.0	< 1.0	< 1.0	< 1.0	< 1.0	< 1.0	< 1.0	< 1.0	< 1.0	< 1.0	< 1.0	< 1.0	< 1.0
1,2,3-Trimethylbenzene	µg/L	NS	< 5.0	< 5.0	< 5.0	< 5.0	< 5.0	< 5.0	< 5.0	NA	NA	NA	NA	NA	NA	NA	NA	< 5.0	< 5.0	< 5.0	< 5.0	< 5.0	< 5.0	< 5.0	< 5.0	NA	NA	NA	NA	NA	NA	NA	NA
1,2,4-Trichlorobenzene	µg/L	70	< 1.0	< 1.0	< 1.0	< 1.0	< 1.0	< 1.0	< 1.0	NA	NA	NA	NA	NA	NA	NA	NA	< 1.0	< 1.0	< 1.0	< 1.0	< 1.0	< 1.0	< 1.0	< 1.0	NA	NA	NA	NA	NA	NA	NA	NA
1,2,4-Trimethylbenzene	µg/L	63	< 1.0	< 1.0	< 1.0	< 1.0	< 1.0	< 1.0	< 1.0	NA	NA	NA	NA	NA	NA	NA	NA	< 1.0	< 1.0	< 1.0	< 1.0	< 1.0	< 1.0	< 1.0	< 1.0	NA	NA	NA	NA	NA	NA	NA	NA
1,2-Dibromo-3-chloropropane	µg/L	0.2	< 1.0	< 1.0	< 1.0	< 1.0	< 1.0	< 1.0	< 1.0	NA	NA	NA	NA	NA	NA	NA	NA	< 1.0	< 1.0	< 1.0	< 1.0	< 1.0	< 1.0	< 1.0	< 1.0 J	NA	NA	NA	NA	NA	NA	NA	NA
1,2-Dibromoethane	µg/L	0.05	< 1.0	< 1.0	< 1.0	< 1.0	< 1.0	< 1.0	< 1.0	NA	NA	NA	NA	NA	NA	NA	NA	< 1.0	< 1.0	< 1.0	< 1.0	< 1.0	< 1.0	< 1.0	< 1.0 J	NA	NA	NA	NA	NA	NA	NA	NA
1,2-Dichlorobenzene	µg/L	600	< 1.0	< 1.0	< 1.0	< 1.0	< 1.0	< 1.0	< 1.0	NA	NA	NA	NA	NA	NA	NA	NA	< 1.0	< 1.0	< 1.0	< 1.0	< 1.0	< 1.0	< 1.0	< 1.0	NA	NA	NA	NA	NA	NA	NA	NA
1,2-Dichloroethane	µg/L	5.0	< 1.0	< 1.0	< 1.0	< 1.0	< 1.0	< 1.0	< 1.0	NA	NA	NA	NA	NA	NA	NA	NA	< 1.0	< 1.0	< 1.0	< 1.0	< 1.0	< 1.0	< 1.0	< 1.0	NA	NA	NA	NA	NA	NA	NA	NA
1,2-Dichloropropane	µg/L	5.0	< 1.0	< 1.0	< 1.0	< 1.0	< 1.0	< 1.0	< 1.0	NA	NA	NA	NA	NA	NA	NA	NA	< 1.0	< 1.0	< 1.0	< 1.0	< 1.0	< 1.0	< 1.0	< 1.0	NA	NA	NA	NA	NA	NA	NA	NA
1,3,5-Trimethylbenzene	µg/L	72	< 1.0	< 1.0	< 1.0	< 1.0	< 1.0	< 1.0	< 1.0	NA	NA	NA	NA	NA	NA	NA	NA	< 1.0	< 1.0	< 1.0	< 1.0	< 1.0	< 1.0	< 1.0	< 1.0	NA	NA	NA	NA	NA	NA	NA	NA
1,3-Dichlorobenzene	µg/L	19	< 1.0	< 1.0	< 1.0	< 1.0	< 1.0	0.17 J	< 1.0	NA	NA	NA	NA	NA	NA	NA	NA	< 1.0	< 1.0	< 1.0	< 1.0	< 1.0	< 1.0	< 1.0	< 1.0	NA	NA	NA	NA	NA	NA	NA	NA
1,4-Dichlorobenzene	µg/L	75	< 1.0	< 1.0	< 1.0	< 1.0	< 1.0	< 1.0	< 1.0	NA	NA	NA	NA	NA	NA	NA	NA	< 1.0	< 1.0	< 1.0	< 1.0	< 1.0	< 1.0	< 1.0	< 1.0	NA	NA	NA	NA	NA	NA	NA	NA
2-Butanone (MEK)	µg/L	38,000	< 10	< 10	< 10	< 10	< 10	< 10	< 10	NA	NA	NA	NA	NA	NA	NA	NA	< 10	< 10	< 10	< 10	< 10	< 10	< 10	< 10 J	NA	NA	NA	NA	NA	NA	NA	NA
2-Methylnaphthalene	µg/L	750	NA	NA	NA	NA	NA	NA	NA	NA	NA	NA	NA	NA	NA	NA	NA	NA	NA	NA	NA	NA	NA	NA	NA	NA	NA	NA	NA	NA	< 5.0	NA	NA
4-Methyl-2-Pentanone (MIBK)	µg/L	5,200	< 10	< 10	< 10	< 10	< 10	< 10	< 10	NA	NA	NA	NA	NA	NA	NA	NA	< 10	< 10	< 10	< 10	< 10	< 10	< 10	< 10 J	NA	NA	NA	NA	NA	NA	NA	NA
Acetone	µg/L	2,100	< 10	< 10	< 10	< 10	< 10	< 10	< 10	NA	NA	NA	NA	NA	NA	NA	NA	< 10	< 10	< 10	< 10	< 10	< 10	< 10	< 10	NA	NA	NA	NA	NA	NA	NA	NA
Benzene	µg/L	5.0	< 1.0	< 1.0	< 1.0	< 1.0	< 1.0	< 1.0	< 1.0	NA	NA	NA	NA	NA	NA	NA	NA	< 1.0	< 1.0	< 1.0	< 1.0	< 1.0	< 1.0	< 1.0	< 1.0	NA	NA	NA	NA	NA	NA	NA	NA
Bromodichloromethane	µg/L	80	< 1.0	< 1.0	< 1.0	< 1.0	< 1.0	< 1.0	< 1.0	NA	NA	NA	NA	NA	NA	NA	NA	< 1.0	< 1.0	< 1.0	< 1.0	< 1.0	< 1.0	< 1.0	< 1.0	NA	NA	NA	NA	NA	NA	NA	NA
Bromoform	µg/L	80	< 1.0	< 1.0	< 1.0	< 1.0	< 1.0	< 1.0	< 1.0 J	NA	NA	NA	NA	NA	NA	NA	NA	< 1.0	< 1.0	< 1.0	< 1.0 J	< 1.0	< 1.0	< 1.0	< 1.0 J	NA	NA	NA	NA	NA	NA	NA	NA
Bromomethane	µg/L	29	< 1.0	< 1.0	< 1.0	< 1.0	< 1.0	< 1.0	< 1.0	NA	NA	NA	NA	NA	NA	NA	NA	< 1.0	< 1.0	< 1.0	< 1.0	< 1.0	< 1.0	< 1.0	< 1.0	NA	NA	NA	NA	NA	NA	NA	NA
Carbon Disulfide	µg/L	2,300	< 5.0	< 5.0	< 5.0	< 5.0	< 5.0	< 5.0	< 5.0	NA	NA	NA	NA	NA	NA	NA	NA	< 5.0	< 5.0	< 5.0	< 5.0	< 5.0	< 5.0	< 5.0	< 5.0	NA	NA	NA	NA	NA	NA	NA	NA
Carbon Tetrachloride	µg/L	5.0	< 1.0	< 1.0	< 1.0	< 1.0	< 1.0	< 1.0	< 1.0 J	NA	NA	NA	NA	NA	NA	NA	NA	< 1.0	< 1.0	< 1.0	< 1.0	< 1.0	< 1.0	< 1.0	< 1.0	NA	NA	NA	NA	NA	NA	NA	NA
Trichlorofluoromethane (CFC-11)	µg/L	7,300	< 1.0	< 1.0	< 1.0	< 1.0	< 1.0	< 1.0	< 1.0	NA	NA	NA	NA	NA	NA	NA	NA	< 1.0	< 1.0	< 1.0	< 1.0	< 1.0	< 1.0	< 1.0	< 1.0	NA	NA	NA	NA	NA	NA	NA	NA
Dichlorodifluoromethane (CFC-12)	µg/L	4,800	< 1.0	< 1.0	< 1.0	< 1.0	< 1.0	< 1.0	< 1.0	NA	NA	NA	NA	NA	NA	NA	NA	< 1.0	< 1.0	< 1.0	< 1.0	< 1.0	< 1.0	< 1.0	< 1.0	NA	NA	NA	NA	NA	NA	NA	NA
Chlorobenzene	µg/L	100	< 1.0	< 1.0	< 1.0	< 1.0	< 1.0	< 1.0	< 1.0	NA	NA	NA	NA	NA	NA	NA	NA	< 1.0	< 1.0	< 1.0	< 1.0	< 1.0	< 1.0	< 1.0	< 1.0	NA	NA	NA	NA	NA	NA	NA	NA
Chlorodibromomethane	µg/L	80	< 1.0	< 1.0	< 1.0	< 1.0	< 1.0	< 1.0	< 1.0	NA	NA	NA	NA	NA	NA	NA	NA	< 1.0	< 1.0	< 1.0	< 1.0	< 1.0	< 1.0	< 1.0	< 1.0 J	NA	NA	NA	NA	NA	NA	NA	NA
Chloroethane	µg/L	1,700	< 1.0	< 1.0	< 1.0	< 1.0	< 1.0	< 1.0	< 1.0	NA	NA	NA	NA	NA	NA	NA	NA	< 1.0	< 1.0	< 1.0	< 1.0	< 1.0	< 1.0	< 1.0	< 1.0	NA	NA	NA	NA	NA	NA	NA	NA
Chloroform	µg/L	80	< 1.0	< 1.0	< 1.0	< 1.0	< 1.0	< 1.0	< 1.0	NA	NA	NA	NA	NA	NA	NA	NA	< 1.0	< 1.0	< 1.0	< 1.0	< 1.0	< 1.0	< 1.0	< 1.0	NA	NA	NA	NA	NA	NA	NA	NA
Chloromethane	µg/L	1,100	< 1.0	< 1.0	< 1.0	< 1.0	< 1.0	< 1.0	< 1.0	NA	NA	NA	NA	NA	NA	NA	NA	< 1.0	< 1.0	< 1.0 J	< 1.0	< 1.0	< 1.0	< 1.0	< 1.0	NA	NA	NA	NA	NA	NA	NA	NA
cis-1,2-Dichloroethene	µg/L	70	< 1.0	< 1.0	< 1.0	< 1.0	< 1.0	< 1.0	< 1.0	< 1.0	< 1.0	2.9	< 1.0	< 1.0	< 1.0	< 1.0	< 1.0	< 1.0	< 1.0	< 1.0	< 1.0	< 1.0	< 1.0	< 1.0	< 1.0	< 1.0	< 1.0	< 1.0	< 1.0	< 1.0	< 1.0 UB	< 1.0	< 1.0
cis-1,3-Dichloropropene	µg/L	NS	< 1.0	< 1.0	< 1.0	< 1.0	< 1.0	< 1.0	< 1.0	NA	NA	NA	NA	NA	NA	NA	NA	< 1.0	< 1.0	< 1.0	< 1.0	< 1.0	< 1.0	< 1.0	< 1.0	NA	NA	NA	NA	NA	NA	NA	NA
Cyclohexane	µg/L	NS	< 1.0	< 1.0	< 1.0	< 1.0	< 1.0	< 1.0	< 1.0	NA	NA	NA	NA	NA	NA	NA	NA	< 1.0	< 1.0	< 1.0	< 1.0	< 1.0	< 1.0	< 1.0	< 1.0	NA	NA	NA	NA	NA	NA	NA	NA
Dichloromethane	µg/L	5.0	< 5.0	< 5.0	< 5.0	< 5.0	< 5.0	< 5.0	< 5.0	NA	NA	NA	NA	NA	NA	NA	NA	< 5.0	< 5.0	< 5.0	< 5.0	< 5.0	< 5.0	< 5.0	< 5.0	NA	NA	NA	NA	NA	NA	NA	NA
Diethyl ether	µg/L	10	< 2.0	< 2.0	< 2.0	< 2.0	< 2.0	< 2.0	< 2.0	NA	NA	NA	NA	NA	NA	NA	NA	< 2.0	< 2.0	< 2.0	< 2.0	< 2.0	< 2.0	< 2.0	< 2.0	NA	NA	NA	NA	NA	NA	NA	NA
Ethylbenzene	µg/L	74	< 1.0	< 1.0	< 1.0	< 1.0	< 1.0	< 1.0	< 1.0	NA	NA	NA	NA	NA	NA	NA	NA	< 1.0	< 1.0	< 1.0	< 1.0	< 1.0	< 1.0	< 1.0	< 1.0	NA	NA	NA	NA	NA	NA	NA	NA
Isopropylbenzene	µg/L	2,300	< 1.0	< 1.0	< 1.0	< 1.0	< 1.0	< 1.0	< 1.0	NA	NA	NA	NA	NA	NA	NA	NA	< 1.0	< 1.0	< 1.0	< 1.0	< 1.0	< 1.0	< 1.0	< 1.0	NA	NA	NA	NA	NA	NA	NA	NA
Methyl Acetate	µg/L	NS	< 10	< 10	< 10	< 10	< 10	< 10	< 10	NA	NA	NA	NA	NA	NA	NA	NA	< 10	< 10	< 10	< 10	< 10	< 10	< 10	< 10 J	NA	NA	NA	NA	NA	NA	NA	NA
Methyl N-Butyl Ketone (2-Hexanone)	µg/L	2,900	< 10	< 10	< 10	< 10	< 10	< 10	< 10	NA	NA	NA	NA	NA	NA	NA	NA	< 10	< 10	< 10	< 10	< 10	< 10	< 10	< 10 J	NA	NA	NA	NA	NA	NA	NA	NA
Methylcyclohexane	µg/L	NS	< 1.0	< 1.0	< 1.0	< 1.0	< 1.0	< 1.0	< 1.0	NA	NA	NA	NA	NA	NA	NA	NA	< 1.0	< 1.0	< 1.0	< 1.0	< 1.0	< 1.0	< 1.0	< 1.0	NA	NA	NA	NA	NA	NA	NA	NA

See Notes on Last Page.

Table 2
On-Site Groundwater Analytical Results
Ford Livonia Transmission Plant
36200 Plymouth Road
Livonia, Michigan

Location:			MW-37															MW-38															
Screen Interval (ft. bgs):			18-23															15-20															
Date:	Unit	EGLE Non-Residential Drinking Water Criteria	8/1/2017	11/10/2017	2/12/2018	5/10/2018	8/9/2018	10/31/2018	2/27/2019	6/12/2019	9/25/2019	11/14/2019	2/6/2020	8/14/2020	11/16/2020	2/17/2021	5/19/2021	4/26/2017	7/28/2017	11/8/2017	2/15/2018	5/8/2018	8/9/2018	11/1/2018	2/27/2019	6/11/2019	9/25/2019	11/8/2019	2/6/2020	8/14/2020	11/12/2020	2/17/2021	5/20/2021
Methyl-tert-butyl ether	µg/L	40	< 1.0	< 1.0	< 1.0	< 1.0	< 1.0	< 1.0	< 1.0	NA	NA	NA	NA	NA	NA	NA	NA	< 1.0	< 1.0	< 1.0	< 1.0	< 1.0	< 1.0	< 1.0	< 1.0	NA	NA	NA	NA	NA	NA	NA	NA
Naphthalene	µg/L	1,500	NA	NA	NA	NA	NA	NA	NA	NA	NA	NA	NA	NA	NA	NA	NA	NA	NA	NA	NA	NA	NA	NA	NA	NA	NA	NA	NA	NA	NA	NA	NA
Styrene (Monomer)	µg/L	100	< 1.0	< 1.0	< 1.0	< 1.0	< 1.0	< 1.0	< 1.0	NA	NA	NA	NA	NA	NA	NA	NA	< 1.0	< 1.0	< 1.0	< 1.0	< 1.0	< 1.0	< 1.0	< 1.0	NA	NA	NA	NA	NA	NA	NA	NA
Tetrachloroethene	µg/L	5.0	< 1.0	< 1.0	< 1.0	< 1.0	< 1.0	< 1.0	< 1.0 J	< 1.0	< 1.0	< 1.0	< 1.0	< 1.0	< 1.0	< 1.0	< 1.0	< 1.0	< 1.0	< 1.0	< 1.0	< 1.0	< 1.0	< 1.0	< 1.0	< 1.0	< 1.0	< 1.0	< 1.0	< 1.0	< 1.0	< 1.0	< 1.0
Toluene	µg/L	790	< 1.0	< 1.0	< 1.0	< 1.0	< 1.0	< 1.0	< 1.0	NA	NA	NA	NA	NA	NA	NA	NA	< 1.0	< 1.0	< 1.0	< 1.0	< 1.0	< 1.0	< 1.0	< 1.0	NA	NA	NA	NA	NA	NA	NA	NA
Total Xylenes	µg/L	280	< 2.0	< 2.0	< 2.0	< 2.0	< 2.0	< 2.0	< 2.0	NA	NA	NA	NA	NA	NA	NA	NA	< 2.0	< 2.0	< 2.0	< 2.0	< 2.0	< 2.0	< 2.0	< 2.0	NA	NA	NA	NA	NA	NA	NA	NA
trans-1,2-Dichloroethene	µg/L	100	< 1.0	< 1.0	< 1.0	< 1.0	< 1.0	< 1.0	< 1.0	< 1.0	< 1.0	< 1.0	< 1.0	< 1.0	< 1.0	< 1.0	< 1.0	< 1.0	< 1.0	< 1.0	< 1.0	< 1.0	< 1.0	< 1.0	< 1.0	< 1.0	< 1.0	< 1.0	< 1.0	< 1.0	< 1.0	< 1.0	< 1.0
trans-1,3-Dichloropropene	µg/L	NS	< 1.0	< 1.0	< 1.0	< 1.0	< 1.0	< 1.0	< 1.0	NA	NA	NA	NA	NA	NA	NA	NA	< 1.0	< 1.0	< 1.0	< 1.0	< 1.0	< 1.0	< 1.0	< 1.0	NA	NA	NA	NA	NA	NA	NA	NA
Trichloroethene	µg/L	5.0	< 1.0	< 1.0	< 1.0	< 1.0	< 1.0	< 1.0	< 1.0 J	< 1.0	< 1.0	< 1.0	< 1.0	< 1.0	< 1.0	< 1.0	< 1.0	< 1.0	< 1.0	< 1.0	< 1.0	< 1.0	< 1.0	< 1.0	< 1.0	< 1.0	< 1.0	< 1.0	< 1.0	< 1.0	< 1.0	< 1.0	< 1.0
Vinyl chloride	µg/L	2.0	< 1.0	< 1.0	< 1.0	< 1.0	< 1.0	< 1.0	< 1.0	< 1.0	< 1.0	< 1.0	< 1.0	< 1.0	< 1.0	< 1.0	< 1.0	< 1.0	< 1.0	< 1.0	< 1.0	< 1.0	< 1.0	< 1.0	< 1.0	< 1.0	< 1.0	< 1.0	< 1.0	< 1.0	< 1.0	< 1.0	< 1.0
Gases																																	
Ethane	µg/L	NS	NA	NA	NA	NA	NA	NA	NA	NA	NA	NA	NA	NA	NA	NA	NA	NA	NA	NA	NA	NA	NA	NA	NA	NA	NA	NA	NA	NA	NA	NA	NA
Ethene	µg/L	NS	NA	NA	NA	NA	NA	NA	NA	NA	NA	NA	NA	NA	NA	NA	NA	NA	NA	NA	NA	NA	NA	NA	NA	NA	NA	NA	NA	NA	NA	NA	NA
Methane	µg/L	NS	NA	NA	NA	NA	NA	NA	NA	NA	NA	NA	NA	NA	NA	NA	NA	NA	NA	NA	NA	NA	NA	NA	NA	NA	NA	NA	NA	NA	NA	NA	NA
Other																																	
Carbon	mg/L	NS	NA	NA	NA	NA	NA	NA	NA	NA	NA	NA	NA	NA	NA	NA	NA	NA	NA	NA	NA	NA	NA	NA	NA	NA	NA	NA	NA	NA	NA	NA	NA
Nitrate-N	mg/L	10	NA	NA	NA	NA	NA	NA	NA	NA	NA	NA	NA	NA	NA	NA	NA	NA	NA	NA	NA	NA	NA	NA	NA	NA	NA	NA	NA	NA	NA	NA	NA
Sulfate	mg/L	250	NA	NA	NA	NA	NA	NA	NA	NA	NA	NA	NA	NA	NA	NA	NA	NA	NA	NA	NA	NA	NA	NA	NA	NA	NA	NA	NA	NA	NA	NA	NA
Total Organic Carbon	mg/L	NS	NA	NA	NA	NA	NA	NA	NA	NA	NA	NA	NA	NA	NA	NA	NA	NA	NA	NA	NA	NA	NA	NA	NA	NA	NA	NA	NA	NA	NA	NA	NA
Metals																																	
Iron, Dissolved	µg/L	300	NA	NA	NA	NA	NA	NA	NA	NA	NA	NA	NA	NA	NA	NA	NA	NA	NA	NA	NA	NA	NA	NA	NA	NA	NA	NA	NA	NA	NA	NA	NA
Iron	µg/L	300	NA	NA	NA	NA	NA	NA	NA	NA	NA	NA	NA	NA	NA	NA	NA	NA	NA	NA	NA	NA	NA	NA	NA	NA	NA	NA	NA	NA	NA	NA	NA
Manganese, Dissolved	µg/L	50	NA	NA	NA	NA	NA	NA	NA	NA	NA	NA	NA	NA	NA	NA	NA	NA	NA	NA	NA	NA	NA	NA	NA	NA	NA	NA	NA	NA	NA	NA	NA
Manganese	µg/L	50	NA	NA	NA	NA	NA	NA	NA	NA	NA	NA	NA	NA	NA	NA	NA	NA	NA	NA	NA	NA	NA	NA	NA	NA	NA	NA	NA	NA	NA	NA	NA

See Notes on Last Page.

Table 2
On-Site Groundwater Analytical Results
Ford Livonia Transmission Plant
36200 Plymouth Road
Livonia, Michigan

Location:		EGLE Non-Residential Drinking Water Criteria	MW-39																MW-40													
Screen Interval (ft. bgs):			20-25																20-25													
Date:	Unit		4/26/2017	7/28/2017	11/7/2017	2/15/2018	5/8/2018	8/7/2018	11/1/2018	2/28/2019	6/11/2019	9/24/2019	11/8/2019	2/10/2020	8/24/2020	11/11/2020	2/18/2021	5/18/2021	7/28/2017	11/15/2017	5/8/2018	8/10/2018	11/1/2018	6/15/2019	9/28/2019	11/23/2019	2/8/2020	5/30/2020	8/15/2020	11/14/2020	2/13/2021	5/15/2021
Semi-volatile Organic Compounds (SVOCs)																																
1,4-Dioxane	µg/L	350	< 2.0	< 2.0	< 2.0	< 2.0	< 2.0	< 2.0	< 2.0	< 2.0	< 2.0	< 2.0	< 2.0	< 2.0	< 2.0	< 2.0	< 2.0	< 2.0	< 2.0	< 2.0	< 2.0	< 2.0	< 2.0	< 2.0	< 2.0	< 2.0	< 2.0	< 2.0	< 2.0	< 2.0	< 2.0	< 2.0
Volatile Organic Compounds (VOCs)																																
1,1,1-Trichloroethane	µg/L	200	< 1.0	< 1.0	< 1.0	< 1.0	< 1.0	< 1.0	< 1.0	< 1.0	NA	NA	NA	NA	NA	NA	NA	NA	< 1.0	< 1.0	< 1.0	< 1.0	< 1.0	NA	NA	NA	NA	NA	NA	NA	NA	NA
1,1,2,2-Tetrachloroethane	µg/L	35	< 1.0	< 1.0	< 1.0	< 1.0	< 1.0	< 1.0	< 1.0	< 1.0	NA	NA	NA	NA	NA	NA	NA	NA	< 1.0	< 1.0	< 1.0	< 1.0	< 1.0	NA	NA	NA	NA	NA	NA	NA	NA	NA
1,1,2-trichloro-1,2,2-trifluoroethane	µg/L	170,000	< 1.0	< 1.0	< 1.0	< 1.0	< 1.0	< 1.0	< 1.0	< 1.0	NA	NA	NA	NA	NA	NA	NA	NA	< 1.0	< 1.0	< 1.0	< 1.0	< 1.0	NA	NA	NA	NA	NA	NA	NA	NA	NA
1,1,2-Trichloroethane	µg/L	5.0	< 1.0	< 1.0	< 1.0	< 1.0	< 1.0	< 1.0	< 1.0	< 1.0	NA	NA	NA	NA	NA	NA	NA	NA	< 1.0	< 1.0	< 1.0	< 1.0	< 1.0	NA	NA	NA	NA	NA	NA	NA	NA	NA
1,1-Dichloroethane	µg/L	2,500	< 1.0	< 1.0	< 1.0	< 1.0	< 1.0	< 1.0	< 1.0	< 1.0	NA	NA	NA	NA	NA	NA	NA	NA	< 1.0	< 1.0	< 1.0	< 1.0	< 1.0	NA	NA	NA	NA	NA	NA	NA	NA	NA
1,1-Dichloroethene	µg/L	7.0	< 1.0	< 1.0	< 1.0	< 1.0	< 1.0	< 1.0	< 1.0	< 1.0	< 1.0	< 1.0	< 1.0	< 1.0	< 1.0	< 1.0	< 1.0	< 1.0	< 1.0	< 1.0	< 1.0	< 1.0	< 1.0	< 1.0	< 1.0	< 1.0	< 1.0	< 1.0	< 1.0	< 1.0	< 1.0	< 1.0
1,2,3-Trimethylbenzene	µg/L	NS	< 5.0	< 5.0	< 5.0	< 5.0	< 5.0	< 5.0	< 5.0	< 5.0	NA	NA	NA	NA	NA	NA	NA	NA	< 5.0	< 5.0	< 5.0	< 5.0	< 5.0	NA	NA	NA	NA	NA	NA	NA	NA	NA
1,2,4-Trichlorobenzene	µg/L	70	< 1.0	< 1.0	< 1.0	< 1.0	< 1.0	< 1.0	< 1.0	< 1.0	NA	NA	NA	NA	NA	NA	NA	NA	< 1.0	< 1.0	< 1.0	< 1.0	< 1.0	NA	NA	NA	NA	NA	NA	NA	NA	NA
1,2,4-Trimethylbenzene	µg/L	63	< 1.0	< 1.0	< 1.0	< 1.0	< 1.0	< 1.0	< 1.0	< 1.0	NA	NA	NA	NA	NA	NA	NA	NA	< 1.0	< 1.0	< 1.0	< 1.0	< 1.0	NA	NA	NA	NA	NA	NA	NA	NA	NA
1,2-Dibromo-3-chloropropane	µg/L	0.2	< 1.0	< 1.0	< 1.0	< 1.0	< 1.0	< 1.0	< 1.0	< 1.0 J	NA	NA	NA	NA	NA	NA	NA	NA	< 1.0	< 1.0	< 1.0	< 1.0	< 1.0	NA	NA	NA	NA	NA	NA	NA	NA	NA
1,2-Dibromoethane	µg/L	0.05	< 1.0	< 1.0	< 1.0	< 1.0	< 1.0	< 1.0	< 1.0	< 1.0	NA	NA	NA	NA	NA	NA	NA	NA	< 1.0	< 1.0	< 1.0	< 1.0	< 1.0	NA	NA	NA	NA	NA	NA	NA	NA	NA
1,2-Dichlorobenzene	µg/L	600	< 1.0	< 1.0	< 1.0	< 1.0	< 1.0	< 1.0	< 1.0	< 1.0	NA	NA	NA	NA	NA	NA	NA	NA	< 1.0	< 1.0	< 1.0	< 1.0	< 1.0	NA	NA	NA	NA	NA	NA	NA	NA	NA
1,2-Dichloroethane	µg/L	5.0	< 1.0	< 1.0	< 1.0	< 1.0	< 1.0	< 1.0	< 1.0	< 1.0	NA	NA	NA	NA	NA	NA	NA	NA	< 1.0	< 1.0	< 1.0	< 1.0	< 1.0	NA	NA	NA	NA	NA	NA	NA	NA	NA
1,2-Dichloropropane	µg/L	5.0	< 1.0	< 1.0	< 1.0	< 1.0	< 1.0	< 1.0	< 1.0	< 1.0	NA	NA	NA	NA	NA	NA	NA	NA	< 1.0	< 1.0	< 1.0	< 1.0	< 1.0	NA	NA	NA	NA	NA	NA	NA	NA	NA
1,3,5-Trimethylbenzene	µg/L	72	< 1.0	< 1.0	< 1.0	< 1.0	< 1.0	< 1.0	< 1.0	< 1.0	NA	NA	NA	NA	NA	NA	NA	NA	< 1.0	< 1.0	< 1.0	< 1.0	< 1.0	NA	NA	NA	NA	NA	NA	NA	NA	NA
1,3-Dichlorobenzene	µg/L	19	< 1.0	< 1.0	< 1.0	< 1.0	< 1.0	< 1.0	< 1.0	< 1.0	NA	NA	NA	NA	NA	NA	NA	NA	< 1.0	< 1.0	< 1.0	< 1.0	< 1.0	NA	NA	NA	NA	NA	NA	NA	NA	NA
1,4-Dichlorobenzene	µg/L	75	< 1.0	< 1.0	< 1.0	< 1.0	< 1.0	< 1.0	< 1.0	< 1.0	NA	NA	NA	NA	NA	NA	NA	NA	< 1.0	< 1.0	< 1.0	< 1.0	< 1.0	NA	NA	NA	NA	NA	NA	NA	NA	NA
2-Butanone (MEK)	µg/L	38,000	< 10	< 10	< 10	< 10	< 10	< 10	< 10	< 10	NA	NA	NA	NA	NA	NA	NA	NA	< 10	< 10	< 10	< 10	< 10	NA	NA	NA	NA	NA	NA	NA	NA	NA
2-Methylnaphthalene	µg/L	750	NA	NA	NA	NA	NA	NA	NA	NA	NA	NA	NA	NA	NA	NA	NA	NA	NA	NA	NA	NA	NA	NA	NA	NA	NA	NA	NA	NA	NA	NA
4-Methyl-2-Pentanone (MIBK)	µg/L	5,200	< 10	< 10	< 10	< 10	< 10	< 10	< 10	< 10	NA	NA	NA	NA	NA	NA	NA	NA	< 10	< 10	< 10	< 10	< 10	NA	NA	NA	NA	NA	NA	NA	NA	NA
Acetone	µg/L	2,100	< 10	< 10	< 10	< 10	< 10	< 10	< 10	< 10	NA	NA	NA	NA	NA	NA	NA	NA	< 10	< 10	< 10	< 10	< 10	NA	NA	NA	NA	NA	NA	NA	NA	NA
Benzene	µg/L	5.0	< 1.0	< 1.0	< 1.0	< 1.0	< 1.0	< 1.0	< 1.0	< 1.0	NA	NA	NA	NA	NA	NA	NA	NA	< 1.0	< 1.0	< 1.0	< 1.0	< 1.0	NA	NA	NA	NA	NA	NA	NA	NA	NA
Bromodichloromethane	µg/L	80	< 1.0	< 1.0	< 1.0	< 1.0	< 1.0	< 1.0	< 1.0	< 1.0	NA	NA	NA	NA	NA	NA	NA	NA	< 1.0	< 1.0	< 1.0	< 1.0	< 1.0	NA	NA	NA	NA	NA	NA	NA	NA	NA
Bromoform	µg/L	80	< 1.0	< 1.0	< 1.0	< 1.0	< 1.0	< 1.0	< 1.0	< 1.0	NA	NA	NA	NA	NA	NA	NA	NA	< 1.0	< 1.0	< 1.0	< 1.0	< 1.0	NA	NA	NA	NA	NA	NA	NA	NA	NA
Bromomethane	µg/L	29	< 1.0	< 1.0	< 1.0	< 1.0	< 1.0	< 1.0	< 1.0	< 1.0 J	NA	NA	NA	NA	NA	NA	NA	NA	< 1.0	< 1.0	< 1.0	< 1.0	< 1.0	NA	NA	NA	NA	NA	NA	NA	NA	NA
Carbon Disulfide	µg/L	2,300	< 5.0	< 5.0	< 5.0	< 5.0	< 5.0	< 5.0	< 5.0	< 5.0	NA	NA	NA	NA	NA	NA	NA	NA	< 5.0	< 5.0	< 5.0	< 5.0	< 5.0	NA	NA	NA	NA	NA	NA	NA	NA	NA
Carbon Tetrachloride	µg/L	5.0	< 1.0	< 1.0	< 1.0	< 1.0	< 1.0	< 1.0	< 1.0	< 1.0	NA	NA	NA	NA	NA	NA	NA	NA	< 1.0	< 1.0	< 1.0	< 1.0	< 1.0	NA	NA	NA	NA	NA	NA	NA	NA	NA
Trichlorofluoromethane (CFC-11)	µg/L	7,300	< 1.0	< 1.0	< 1.0	< 1.0	< 1.0	< 1.0	< 1.0	< 1.0	NA	NA	NA	NA	NA	NA	NA	NA	< 1.0	< 1.0	< 1.0	< 1.0	< 1.0	NA	NA	NA	NA	NA	NA	NA	NA	NA
Dichlorodifluoromethane (CFC-12)	µg/L	4,800	< 1.0	< 1.0	< 1.0	< 1.0	< 1.0	< 1.0	< 1.0	< 1.0	NA	NA	NA	NA	NA	NA	NA	NA	< 1.0	< 1.0	< 1.0	< 1.0	< 1.0	NA	NA	NA	NA	NA	NA	NA	NA	NA
Chlorobenzene	µg/L	100	< 1.0	< 1.0	< 1.0	< 1.0	< 1.0	< 1.0	< 1.0	< 1.0	NA	NA	NA	NA	NA	NA	NA	NA	< 1.0	< 1.0	< 1.0	< 1.0	< 1.0	NA	NA	NA	NA	NA	NA	NA	NA	NA
Chlorodibromomethane	µg/L	80	< 1.0	< 1.0	< 1.0	< 1.0	< 1.0	< 1.0	< 1.0	< 1.0	NA	NA	NA	NA	NA	NA	NA	NA	< 1.0	< 1.0	< 1.0	< 1.0	< 1.0	NA	NA	NA	NA	NA	NA	NA	NA	NA
Chloroethane	µg/L	1,700	< 1.0	< 1.0	< 1.0	< 1.0	< 1.0	< 1.0	< 1.0	< 1.0 J	NA	NA	NA	NA	NA	NA	NA	NA	< 1.0	< 1.0	< 1.0	< 1.0	< 1.0	NA	NA	NA	NA	NA	NA	NA	NA	NA
Chloroform	µg/L	80	< 1.0	< 1.0	< 1.0	< 1.0	< 1.0	< 1.0	< 1.0	< 1.0	NA	NA	NA	NA	NA	NA	NA	NA	< 1.0	< 1.0	< 1.0	< 1.0	< 1.0	NA	NA	NA	NA	NA	NA	NA	NA	NA
Chloromethane	µg/L	1,100	< 1.0	< 1.0	< 1.0	< 1.0	< 1.0	< 1.0	< 1.0	< 1.0	NA	NA	NA	NA	NA	NA	NA	NA	< 1.0	< 1.0	< 1.0	< 1.0	< 1.0	NA	NA	NA	NA	NA	NA	NA	NA	NA
cis-1,2-Dichloroethene	µg/L	70	< 1.0	< 1.0	< 1.0	< 1.0	< 1.0	< 1.0	< 1.0	< 1.0	< 1.0	< 1.0	< 1.0	< 1.0	< 1.0	< 1.0	< 1.0	< 1.0	2.7	3.2	2.3 J	2.4	2.6	2.2	2.8	3.2	2.5	2.6	3.3	3.3	2.6	2.2
cis-1,3-Dichloropropene	µg/L	NS	< 1.0	< 1.0	< 1.0	< 1.0	< 1.0	< 1.0	< 1.0	< 1.0	NA	NA	NA	NA	NA	NA	NA	NA	< 1.0	< 1.0	< 1.0	< 1.0	< 1.0	NA	NA	NA	NA	NA	NA	NA	NA	NA
Cyclohexane	µg/L	NS	< 1.0	< 1.0	< 1.0	< 1.0	< 1.0	< 1.0	< 1.0	< 1.0	NA	NA	NA	NA	NA	NA	NA	NA	< 1.0	< 1.0	< 1.0	< 1.0	< 1.0	NA	NA	NA	NA	NA	NA	NA	NA	NA
Dichloromethane	µg/L	5.0	< 5.0	< 5.0	< 5.0	< 5.0	< 5.0	< 5.0	< 5.0	< 5.0	NA	NA	NA	NA	NA	NA	NA	NA	< 5.0	< 5.0	< 5.0	< 5.0	< 5.0	NA	NA	NA	NA	NA	NA	NA	NA	NA
Diethyl ether	µg/L	10	< 2.0	< 2.0	< 2.0	< 2.0	< 2.0	< 2.0	< 2.0	< 2.0	NA	NA	NA	NA	NA	NA	NA	NA	< 2.0	< 2.0	< 2.0	< 2.0	< 2.0	NA	NA	NA	NA	NA	NA	NA	NA	NA
Ethylbenzene	µg/L	74	< 1.0	< 1.0	< 1.0	< 1.0	< 1.0	< 1.0	< 1.0	< 1.0	NA	NA	NA	NA	NA	NA	NA	NA	< 1.0	< 1.0	< 1.0	< 1.0	< 1.0	NA	NA	NA	NA	NA	NA	NA	NA	NA
Isopropylbenzene	µg/L	2,300	< 1.0	< 1.0	< 1.0	< 1.0	< 1.0	< 1.0	< 1.0	< 1.0	NA	NA	NA	NA	NA	NA	NA	NA	< 1.0	< 1.0	< 1.0	< 1.0	< 1.0	NA	NA	NA	NA	NA	NA	NA	NA	NA
Methyl Acetate	µg/L	NS	< 10	< 10	< 10	< 10	< 10	< 10	< 10	< 10	NA	NA	NA	NA	NA	NA	NA	NA	< 10	< 10	< 10	< 10	< 10	NA	NA	NA	NA	NA	NA	NA	NA	NA
Methyl N-Butyl Ketone (2-Hexanone)	µg/L	2,900	< 10	< 10	< 10	< 10	< 10	< 10	< 10	< 10	NA	NA	NA	NA	NA	NA	NA	NA	< 10	< 10	< 10	< 10	< 10	NA	NA	NA	NA	NA	NA	NA	NA	NA
Methylcyclohexane	µg/L	NS	< 1.0	< 1.0	< 1.0	< 1.0	< 1.0	< 1.0	< 1.0	< 1.0	NA	NA	NA	NA	NA	NA	NA	NA	< 1.0	< 1.0	< 1.0	< 1.0	< 1.0	NA	NA	NA	NA	NA	NA	NA	NA	NA

See Notes on Last Page.

Table 2
On-Site Groundwater Analytical Results
Ford Livonia Transmission Plant
36200 Plymouth Road
Livonia, Michigan

Location:		EGLE Non-Residential Drinking Water Criteria	MW-39																MW-40												
Screen Interval (ft. bgs):			20-25																20-25												
Date:	Unit		4/26/2017	7/28/2017	11/7/2017	2/15/2018	5/8/2018	8/7/2018	11/1/2018	2/28/2019	6/11/2019	9/24/2019	11/8/2019	2/10/2020	8/24/2020	11/11/2020	2/18/2021	5/18/2021	7/28/2017	11/15/2017	5/8/2018	8/10/2018	11/1/2018	6/15/2019	9/28/2019	11/23/2019	2/8/2020	5/30/2020	8/15/2020	11/14/2020	2/13/2021	5/15/2021
Methyl-tert-butyl ether	µg/L	40	< 1.0	< 1.0	< 1.0	< 1.0	< 1.0	< 1.0	< 1.0	< 1.0	NA	NA	NA	NA	NA	NA	NA	NA	< 1.0	< 1.0	< 1.0	< 1.0	< 1.0	NA	NA	NA	NA	NA	NA	NA	NA	NA
Naphthalene	µg/L	1,500	NA	NA	NA	NA	NA	NA	NA	NA	NA	NA	NA	NA	NA	NA	NA	NA	NA	NA	NA	NA	NA	NA	NA	NA	NA	NA	NA	NA	NA	NA
Styrene (Monomer)	µg/L	100	< 1.0	< 1.0	< 1.0	< 1.0	< 1.0	< 1.0	< 1.0	< 1.0	NA	NA	NA	NA	NA	NA	NA	NA	< 1.0	< 1.0	< 1.0	< 1.0	< 1.0	NA	NA	NA	NA	NA	NA	NA	NA	NA
Tetrachloroethene	µg/L	5.0	< 1.0	< 1.0	< 1.0	< 1.0	< 1.0	< 1.0	< 1.0	< 1.0	< 1.0	< 1.0	< 1.0	< 1.0	< 1.0	< 1.0	< 1.0	< 1.0	< 1.0	< 1.0	< 1.0	< 1.0	< 1.0	< 1.0	< 1.0	< 1.0	< 1.0	< 1.0	< 1.0	< 1.0	< 1.0	< 1.0
Toluene	µg/L	790	< 1.0	< 1.0	< 1.0	< 1.0	< 1.0	< 1.0	< 1.0	< 1.0	NA	NA	NA	NA	NA	NA	NA	NA	< 1.0	< 1.0	< 1.0	< 1.0	< 1.0	NA	NA	NA	NA	NA	NA	NA	NA	NA
Total Xylenes	µg/L	280	< 2.0	< 2.0	< 2.0	< 2.0	< 2.0	< 2.0	< 2.0	< 2.0	NA	NA	NA	NA	NA	NA	NA	NA	< 2.0	< 2.0	< 2.0	< 2.0	< 2.0	NA	NA	NA	NA	NA	NA	NA	NA	NA
trans-1,2-Dichloroethene	µg/L	100	< 1.0	< 1.0	< 1.0	< 1.0	< 1.0	< 1.0	< 1.0	< 1.0	< 1.0	< 1.0	< 1.0	< 1.0	< 1.0	< 1.0	< 1.0	< 1.0	0.41 J	0.48 J	0.34 J	0.37 J	0.39 J	0.37 J	0.43 J	0.46 J	0.30 J	0.36 J	0.49 J	0.30 J	0.35 J	0.33 J
trans-1,3-Dichloropropene	µg/L	NS	< 1.0	< 1.0	< 1.0	< 1.0	< 1.0	< 1.0	< 1.0	< 1.0	NA	NA	NA	NA	NA	NA	NA	NA	< 1.0	< 1.0	< 1.0	< 1.0	< 1.0	NA	NA	NA	NA	NA	NA	NA	NA	NA
Trichloroethene	µg/L	5.0	< 1.0	< 1.0	< 1.0	< 1.0	< 1.0	< 1.0	< 1.0	< 1.0	< 1.0	< 1.0	< 1.0	< 1.0	< 1.0	< 1.0	< 1.0	< 1.0	< 1.0	< 1.0	< 1.0	< 1.0	< 1.0	< 1.0	< 1.0	< 1.0	< 1.0	< 1.0	< 1.0	< 1.0	< 1.0	< 1.0
Vinyl chloride	µg/L	2.0	< 1.0	< 1.0	< 1.0	< 1.0	< 1.0	< 1.0	< 1.0	< 1.0	< 1.0	< 1.0	< 1.0	< 1.0	< 1.0	< 1.0	< 1.0	< 1.0	0.77 J	1.8	1.3 J	0.54 J	1.4	0.26 J	0.90 J	0.70 J	0.28 J	0.31 J	0.52 J	1.6	< 1.0	0.38 J
Gases																																
Ethane	µg/L	NS	NA	NA	NA	NA	NA	NA	NA	NA	NA	NA	NA	NA	NA	NA	NA	NA	NA	NA	NA	NA	NA	NA	NA	NA	NA	NA	NA	NA	NA	NA
Ethene	µg/L	NS	NA	NA	NA	NA	NA	NA	NA	NA	NA	NA	NA	NA	NA	NA	NA	NA	NA	NA	NA	NA	NA	NA	NA	NA	NA	NA	NA	NA	NA	NA
Methane	µg/L	NS	NA	NA	NA	NA	NA	NA	NA	NA	NA	NA	NA	NA	NA	NA	NA	NA	NA	NA	NA	NA	NA	NA	NA	NA	NA	NA	NA	NA	NA	NA
Other																																
Carbon	mg/L	NS	NA	NA	NA	NA	NA	NA	NA	NA	NA	NA	NA	NA	NA	NA	NA	NA	NA	NA	NA	NA	NA	NA	NA	NA	NA	NA	NA	NA	NA	NA
Nitrate-N	mg/L	10	NA	NA	NA	NA	NA	NA	NA	NA	NA	NA	NA	NA	NA	NA	NA	NA	NA	NA	NA	NA	NA	NA	NA	NA	NA	NA	NA	NA	NA	NA
Sulfate	mg/L	250	NA	NA	NA	NA	NA	NA	NA	NA	NA	NA	NA	NA	NA	NA	NA	NA	NA	NA	NA	NA	NA	NA	NA	NA	NA	NA	NA	NA	NA	NA
Total Organic Carbon	mg/L	NS	NA	NA	NA	NA	NA	NA	NA	NA	NA	NA	NA	NA	NA	NA	NA	NA	NA	NA	NA	NA	NA	NA	NA	NA	NA	NA	NA	NA	NA	NA
Metals																																
Iron, Dissolved	µg/L	300	NA	NA	NA	NA	NA	NA	NA	NA	NA	NA	NA	NA	NA	NA	NA	NA	NA	NA	NA	NA	NA	NA	NA	NA	NA	NA	NA	NA	NA	NA
Iron	µg/L	300	NA	NA	NA	NA	NA	NA	NA	NA	NA	NA	NA	NA	NA	NA	NA	NA	NA	NA	NA	NA	NA	NA	NA	NA	NA	NA	NA	NA	NA	NA
Manganese, Dissolved	µg/L	50	NA	NA	NA	NA	NA	NA	NA	NA	NA	NA	NA	NA	NA	NA	NA	NA	NA	NA	NA	NA	NA	NA	NA	NA	NA	NA	NA	NA	NA	NA
Manganese	µg/L	50	NA	NA	NA	NA	NA	NA	NA	NA	NA	NA	NA	NA	NA	NA	NA	NA	NA	NA	NA	NA	NA	NA	NA	NA	NA	NA	NA	NA	NA	NA

See Notes on Last Page.

Table 2
On-Site Groundwater Analytical Results
Ford Livonia Transmission Plant
36200 Plymouth Road
Livonia, Michigan

Location:			MW-41																	MW-42																
Screen Interval (ft. bgs):			16-21																	16-21																
Date:	Unit	EGLE Non-Residential Drinking Water Criteria	4/24/2017	7/27/2017	11/9/2017	2/13/2018	5/8/2018	8/10/2018	11/1/2018	3/2/2019	6/15/2019	9/28/2019	11/23/2019	2/8/2020	5/30/2020	8/15/2020	11/14/2020	2/13/2021	5/15/2021	4/24/2017	7/27/2017	11/9/2017	2/13/2018	5/9/2018	8/10/2018	11/1/2018	3/2/2019	6/15/2019	9/28/2019	11/23/2019	2/8/2020	5/30/2020	8/15/2020	11/14/2020	2/13/2021	5/15/2021
Semi-volatile Organic Compounds (SVOCs)																																				
1,4-Dioxane	µg/L	350	1.9 J	1.4 J	2.2	0.77 J	0.75 J	1.6 J	1.9 J	1.4 J	1.3 J	1.2 J	1.5 J	1.7 J	< 2.0	3.8	4.9	1.3 J	< 2.0	1.3 J	1.8 J	2.4	1.8 J	2.2	2.3	2.6	3.1	2.5	3.0	2.4	3.0	2.9	2.0	1.5 J	0.96 J	< 2.0
Volatile Organic Compounds (VOCs)																																				
1,1,1-Trichloroethane	µg/L	200	< 1.0	< 1.0	< 1.0	< 1.0	< 1.0	< 1.0	< 1.0	< 1.0	NA	NA	NA	NA	NA	NA	NA	NA	NA	< 1.0	< 1.0	< 1.0	< 1.0	< 1.0	< 1.0	< 1.0	< 1.0	NA	NA	NA	NA	NA	NA	NA	NA	NA
1,1,2,2-Tetrachloroethane	µg/L	35	< 1.0	< 1.0	< 1.0	< 1.0	< 1.0	< 1.0	< 1.0	< 1.0 J	NA	NA	NA	NA	NA	NA	NA	NA	NA	< 1.0	< 1.0	< 1.0	< 1.0	< 1.0	< 1.0	< 1.0	< 1.0 J	NA	NA	NA	NA	NA	NA	NA	NA	NA
1,1,2-trichloro-1,2,2-trifluoroethane	µg/L	170,000	< 1.0	< 1.0	< 1.0	< 1.0	< 1.0	< 1.0	< 1.0	< 1.0	NA	NA	NA	NA	NA	NA	NA	NA	NA	< 1.0	< 1.0	< 1.0	< 1.0	< 1.0	< 1.0	< 1.0	< 1.0	NA	NA	NA	NA	NA	NA	NA	NA	NA
1,1,2-Trichloroethane	µg/L	5.0	< 1.0	< 1.0	< 1.0	< 1.0	< 1.0	< 1.0	< 1.0	< 1.0	NA	NA	NA	NA	NA	NA	NA	NA	NA	< 1.0	< 1.0	< 1.0	< 1.0	< 1.0	< 1.0	< 1.0	< 1.0	NA	NA	NA	NA	NA	NA	NA	NA	NA
1,1-Dichloroethane	µg/L	2,500	< 1.0	< 1.0	< 1.0	< 1.0	< 1.0	0.21 J	< 1.0	0.20 J	NA	NA	NA	NA	NA	NA	NA	NA	NA	< 1.0	< 1.0	< 1.0	< 1.0	< 1.0	< 1.0	< 1.0	< 1.0	NA	NA	NA	NA	NA	NA	NA	NA	NA
1,1-Dichloroethene	µg/L	7.0	< 1.0	< 1.0	< 1.0	< 1.0	< 1.0	< 1.0	< 1.0	< 1.0	< 1.0	< 1.0	< 1.0	< 1.0	< 1.0	< 1.0	< 1.0	< 1.0	< 1.0	< 1.0	< 1.0	< 1.0	< 1.0	< 1.0	< 1.0	< 1.0	< 1.0	< 1.0	< 1.0	< 1.0	< 1.0	< 1.0	< 1.0	< 1.0	< 1.0	< 1.0
1,2,3-Trimethylbenzene	µg/L	NS	< 5.0	< 5.0	< 5.0	< 5.0	< 5.0	< 5.0	< 5.0	< 5.0	NA	NA	NA	NA	NA	NA	NA	NA	NA	< 5.0	< 5.0	< 5.0	< 5.0	< 5.0	< 5.0	< 5.0	< 5.0	NA	NA	NA	NA	NA	NA	NA	NA	NA
1,2,4-Trichlorobenzene	µg/L	70	< 1.0	< 1.0	< 1.0	< 1.0	< 1.0	< 1.0	< 1.0	< 1.0	NA	NA	NA	NA	NA	NA	NA	NA	NA	< 1.0	< 1.0	< 1.0	< 1.0	< 1.0	< 1.0	< 1.0	< 1.0	NA	NA	NA	NA	NA	NA	NA	NA	NA
1,2,4-Trimethylbenzene	µg/L	63	< 1.0	< 1.0	< 1.0	< 1.0	< 1.0	< 1.0	< 1.0	< 1.0	NA	NA	NA	NA	NA	NA	NA	NA	NA	< 1.0	< 1.0	< 1.0	< 1.0	< 1.0	< 1.0	< 1.0	< 1.0	NA	NA	NA	NA	NA	NA	NA	NA	NA
1,2-Dibromo-3-chloropropane	µg/L	0.2	< 1.0	< 1.0	< 1.0	< 1.0	< 1.0	< 1.0	< 1.0	< 1.0 J	NA	NA	NA	NA	NA	NA	NA	NA	NA	< 1.0	< 1.0	< 1.0	< 1.0	< 1.0	< 1.0	< 1.0	< 1.0 J	NA	NA	NA	NA	NA	NA	NA	NA	NA
1,2-Dibromoethane	µg/L	0.05	< 1.0	< 1.0	< 1.0	< 1.0	< 1.0	< 1.0	< 1.0	< 1.0	NA	NA	NA	NA	NA	NA	NA	NA	NA	< 1.0	< 1.0	< 1.0	< 1.0	< 1.0	< 1.0	< 1.0	< 1.0	NA	NA	NA	NA	NA	NA	NA	NA	NA
1,2-Dichlorobenzene	µg/L	600	< 1.0	< 1.0	< 1.0	< 1.0	< 1.0	< 1.0	< 1.0	< 1.0	NA	NA	NA	NA	NA	NA	NA	NA	NA	< 1.0	< 1.0	< 1.0	< 1.0	< 1.0	< 1.0	< 1.0	< 1.0	NA	NA	NA	NA	NA	NA	NA	NA	NA
1,2-Dichloroethane	µg/L	5.0	< 1.0	< 1.0	< 1.0	< 1.0	< 1.0	< 1.0	< 1.0	< 1.0	NA	NA	NA	NA	NA	NA	NA	NA	NA	< 1.0	< 1.0	< 1.0	< 1.0	< 1.0	< 1.0	< 1.0	< 1.0	NA	NA	NA	NA	NA	NA	NA	NA	NA
1,2-Dichloropropane	µg/L	5.0	< 1.0	< 1.0	< 1.0	< 1.0	< 1.0	< 1.0	< 1.0	< 1.0	NA	NA	NA	NA	NA	NA	NA	NA	NA	< 1.0	< 1.0	< 1.0	< 1.0	< 1.0	< 1.0	< 1.0	< 1.0	NA	NA	NA	NA	NA	NA	NA	NA	NA
1,3,5-Trimethylbenzene	µg/L	72	< 1.0	< 1.0	< 1.0	< 1.0	< 1.0	< 1.0	< 1.0	< 1.0	NA	NA	NA	NA	NA	NA	NA	NA	NA	< 1.0	< 1.0	< 1.0	< 1.0	< 1.0	< 1.0	< 1.0	< 1.0	NA	NA	NA	NA	NA	NA	NA	NA	NA
1,3-Dichlorobenzene	µg/L	19	< 1.0	< 1.0	< 1.0	< 1.0	< 1.0	< 1.0	< 1.0	< 1.0	NA	NA	NA	NA	NA	NA	NA	NA	NA	< 1.0	< 1.0	< 1.0	< 1.0	< 1.0	< 1.0	< 1.0	< 1.0	NA	NA	NA	NA	NA	NA	NA	NA	NA
1,4-Dichlorobenzene	µg/L	75	< 1.0	< 1.0	< 1.0	< 1.0	< 1.0	< 1.0	< 1.0	< 1.0	NA	NA	NA	NA	NA	NA	NA	NA	NA	< 1.0	< 1.0	< 1.0	< 1.0	< 1.0	< 1.0	< 1.0	< 1.0	NA	NA	NA	NA	NA	NA	NA	NA	NA
2-Butanone (MEK)	µg/L	38,000	< 10	< 10	< 10	< 10	< 10	< 10	< 10	< 10 J	NA	NA	NA	NA	NA	NA	NA	NA	NA	< 10	< 10	< 10	< 10	< 10	< 10	< 10	< 10 J	NA	NA	NA	NA	NA	NA	NA	NA	NA
2-Methylnaphthalene	µg/L	750	NA	NA	NA	NA	NA	NA	NA	NA	NA	NA	NA	NA	NA	NA	NA	NA	NA	NA	NA	NA	NA	NA	NA	NA	NA	NA	NA	NA	NA	NA	NA	NA	NA	NA
4-Methyl-2-Pentanone (MIBK)	µg/L	5,200	< 10	< 10	< 10	< 10	< 10	< 10	< 10	< 10 J	NA	NA	NA	NA	NA	NA	NA	NA	NA	< 10	< 10	< 10	< 10	< 10	< 10	< 10	< 10 J	NA	NA	NA	NA	NA	NA	NA	NA	NA
Acetone	µg/L	2,100	< 10	< 10	< 10	< 10	< 10	< 10	< 10	< 10 J	NA	NA	NA	NA	NA	NA	NA	NA	NA	< 10	< 10	< 10	< 10	< 10	< 10	< 10	< 10 J	NA	NA	NA	NA	NA	NA	NA	NA	NA
Benzene	µg/L	5.0	< 1.0	< 1.0	< 1.0	< 1.0	< 1.0	< 1.0	< 1.0	< 1.0	NA	NA	NA	NA	NA	NA	NA	NA	NA	< 1.0	< 1.0	< 1.0	< 1.0	< 1.0	< 1.0	< 1.0	< 1.0	NA	NA	NA	NA	NA	NA	NA	NA	NA
Bromodichloromethane	µg/L	80	< 1.0	< 1.0	< 1.0	< 1.0	< 1.0	< 1.0	< 1.0	< 1.0	NA	NA	NA	NA	NA	NA	NA	NA	NA	< 1.0	< 1.0	< 1.0	< 1.0	< 1.0	< 1.0	< 1.0	< 1.0	NA	NA	NA	NA	NA	NA	NA	NA	NA
Bromoform	µg/L	80	< 1.0	< 1.0	< 1.0	< 1.0	< 1.0	< 1.0	< 1.0	< 1.0 J	NA	NA	NA	NA	NA	NA	NA	NA	NA	< 1.0	< 1.0	< 1.0	< 1.0	< 1.0	< 1.0	< 1.0	< 1.0 J	NA	NA	NA	NA	NA	NA	NA	NA	NA
Bromomethane	µg/L	29	< 1.0	< 1.0	< 1.0	< 1.0	< 1.0	< 1.0	< 1.0	< 1.0	NA	NA	NA	NA	NA	NA	NA	NA	NA	< 1.0	< 1.0	< 1.0	< 1.0	< 1.0	< 1.0	< 1.0	< 1.0	NA	NA	NA	NA	NA	NA	NA	NA	NA
Carbon Disulfide	µg/L	2,300	< 5.0	< 5.0	< 5.0	< 5.0	< 5.0	< 5.0	< 5.0	< 5.0	NA	NA	NA	NA	NA	NA	NA	NA	NA	< 5.0	< 5.0	< 5.0	< 5.0	< 5.0	< 5.0	< 5.0	< 5.0	NA	NA	NA	NA	NA	NA	NA	NA	NA
Carbon Tetrachloride	µg/L	5.0	< 1.0	< 1.0	< 1.0	< 1.0	< 1.0	< 1.0	< 1.0	< 1.0	NA	NA	NA	NA	NA	NA	NA	NA	NA	< 1.0	< 1.0	< 1.0	< 1.0	< 1.0	< 1.0	< 1.0	< 1.0	NA	NA	NA	NA	NA	NA	NA	NA	NA
Trichlorofluoromethane (CFC-11)	µg/L	7,300	< 1.0	< 1.0	< 1.0	< 1.0	< 1.0	< 1.0	< 1.0	< 1.0	NA	NA	NA	NA	NA	NA	NA	NA	NA	< 1.0	< 1.0	< 1.0	< 1.0	< 1.0	< 1.0	< 1.0	< 1.0	NA	NA	NA	NA	NA	NA	NA	NA	NA
Dichlorodifluoromethane (CFC-12)	µg/L	4,800	< 1.0	< 1.0	< 1.0	< 1.0	< 1.0	< 1.0	< 1.0	< 1.0	NA	NA	NA	NA	NA	NA	NA	NA	NA	< 1.0	< 1.0	< 1.0	< 1.0	< 1.0	< 1.0	< 1.0	< 1.0	NA	NA	NA	NA	NA	NA	NA	NA	NA
Chlorobenzene	µg/L	100	< 1.0	< 1.0	< 1.0	< 1.0	< 1.0	< 1.0	< 1.0	< 1.0	NA	NA	NA	NA	NA	NA	NA	NA	NA	< 1.0	< 1.0	< 1.0	< 1.0	< 1.0	< 1.0	< 1.0	< 1.0	NA	NA	NA	NA	NA	NA	NA	NA	NA
Chlorodibromomethane	µg/L	80	< 1.0	< 1.0	< 1.0	< 1.0	< 1.0	< 1.0	< 1.0	< 1.0	NA	NA	NA	NA	NA	NA	NA	NA	NA	< 1.0	< 1.0	< 1.0	< 1.0	< 1.0	< 1.0	< 1.0	< 1.0	NA	NA	NA	NA	NA	NA	NA	NA	NA
Chloroethane	µg/L	1,700	< 1.0	< 1.0	< 1.0	< 1.0	< 1.0	< 1.0	< 1.0	< 1.0	NA	NA	NA	NA	NA	NA	NA	NA	NA	< 1.0	< 1.0	< 1.0	< 1.0	< 1.0	< 1.0	< 1.0	< 1.0	NA	NA	NA	NA	NA	NA	NA	NA	NA
Chloroform	µg/L	80	< 1.0	< 1.0	< 1.0	< 1.0	< 1.0	< 1.0	< 1.0	< 1.0	NA	NA	NA	NA	NA	NA	NA	NA	NA	< 1.0	< 1.0	< 1.0	< 1.0	< 1.0	< 1.0	< 1.0	< 1.0	NA	NA	NA	NA	NA	NA	NA	NA	NA
Chloromethane	µg/L	1,100	< 1.0	< 1.0	< 1.0	< 1.0	< 1.0	< 1.0	< 1.0	< 1.0	NA	NA	NA	NA	NA	NA	NA	NA	NA	< 1.0	< 1.0	< 1.0	< 1.0	< 1.0	< 1.0	< 1.0	< 1.0	NA	NA	NA	NA	NA	NA	NA	NA	NA
cis-1,2-Dichloroethene	µg/L	70	1.9	1.8	2.3	2.1	2.6	2.5	2.9	3.1	2.0	2.0	2.8	2.3	1.2	1.4	1.1	2.1	1.2	< 1.0	< 1.0	< 1.0	< 1.0	< 1.0	< 1.0	< 1.0	< 1.0	< 1.0	< 1.0	< 1.0	< 1.0	< 1.0	< 1.0	< 1.0	< 1.0	< 1.0	< 1.0
cis-1,3-Dichloropropene	µg/L	NS	< 1.0	< 1.0	< 1.0	< 1.0	< 1.0	< 1.0	< 1.0	< 1.0	NA	NA	NA	NA	NA	NA	NA	NA	NA	< 1.0	< 1.0	< 1.0	< 1.0	< 1.0	< 1.0	< 1.0	< 1.0	NA	NA	NA	NA	NA	NA	NA	NA	NA
Cyclohexane	µg/L	NS	< 1.0	< 1.0	< 1.0	< 1.0	< 1.0	< 1.0	< 1.0	< 1.0	NA	NA	NA	NA	NA	NA	NA	NA	NA	< 1.0	< 1.0	< 1.0	< 1.0	< 1.0	< 1.0	< 1.0	< 1.0	NA	NA	NA	NA	NA	NA	NA	NA	NA
Dichloromethane	µg/L	5.0	< 5.0	< 5.0	< 5.0	< 5.0	< 5.0	< 5.0	< 5.0	< 5.0	NA	NA	NA	NA	NA	NA	NA	NA	NA	< 5.0	< 5.0	< 5.0	< 5.0	< 5.0	< 5.0	< 5.0	< 5.0	NA	NA	NA	NA	NA	NA	NA	NA	NA
Diethyl ether	µg/L	10	< 2.0	< 2.0	< 2.0	< 2.0	< 2.0	< 2.0	< 2.0	< 2.0	NA	NA	NA	NA	NA	NA	NA	NA	NA	< 2.0	< 2.0	< 2.0	< 2.0	< 2.0	< 2.0	< 2.0	< 2.0	NA	NA	NA	NA	NA	NA	NA	NA	NA
Ethylbenzene	µg/L	74	< 1.0	< 1.0	< 1.0	< 1.0	< 1.0	< 1.0	< 1.0	< 1.0	NA	NA	NA	NA	NA	NA	NA	NA	NA	< 1.0	< 1.0	< 1.0	< 1.0	< 1.0	< 1.0	< 1.0	< 1.0	NA	NA	NA	NA	NA	NA	NA	NA	NA
Isopropylbenzene	µg/L	2,300	< 1.0	< 1.0	< 1.0	< 1.0	< 1.0	< 1.0	< 1.0	< 1.0	NA	NA	NA	NA	NA	NA	NA	NA	NA	< 1.0	< 1.0	< 1.0	< 1.0	< 1.0	< 1.0	< 1.0	< 1.0	NA	NA	NA	NA	NA	NA	NA	NA	NA
Methyl Acetate	µg/L	NS	< 10	< 10	< 10	< 10	< 10	< 10	< 10	< 10 J	NA	NA	NA	NA	NA	NA	NA	NA	NA	< 10	< 10	< 10	< 10	< 10	< 10	< 10	< 10 J	NA	NA	NA	NA	NA	NA	NA	NA	NA
Methyl N-Butyl Ketone (2-Hexanone)	µg/L	2,900	< 10	< 10	< 10	< 10	< 10	< 10	< 10	< 10 J	NA	NA	NA	NA	NA	NA	NA	NA	NA	< 10	< 10	< 10	< 10	< 10	< 10	< 10	< 10 J	NA	NA	NA	NA	NA	NA	NA	NA	NA
Methylcyclohexane	µg/L	NS	< 1.0	< 1.0	< 1.0	< 1.0	< 1.0	< 1.0	< 1.0	< 1.0	NA	NA	NA	NA	NA	NA	NA	NA	NA	< 1.0	< 1.0	< 1.0	< 1.0	< 1.0	< 1.0	< 1.0	< 1.0	NA	NA	NA	NA	NA	NA	NA	NA	NA

See Notes on Last Page.

Table 2
On-Site Groundwater Analytical Results
Ford Livonia Transmission Plant
36200 Plymouth Road
Livonia, Michigan

Location:		EGLE Non-Residential Drinking Water Criteria	MW-41																	MW-42																
Screen Interval (ft. bgs):			16-21																	16-21																
Date:	Unit		4/24/2017	7/27/2017	11/9/2017	2/13/2018	5/8/2018	8/10/2018	11/1/2018	3/2/2019	6/15/2019	9/28/2019	11/23/2019	2/8/2020	5/30/2020	8/15/2020	11/14/2020	2/13/2021	5/15/2021	4/24/2017	7/27/2017	11/9/2017	2/13/2018	5/9/2018	8/10/2018	11/1/2018	3/2/2019	6/15/2019	9/28/2019	11/23/2019	2/8/2020	5/30/2020	8/15/2020	11/14/2020	2/13/2021	5/15/2021
Methyl-tert-butyl ether	µg/L	40	< 1.0	< 1.0	< 1.0	< 1.0	< 1.0	< 1.0	< 1.0	< 1.0 J	NA	NA	NA	NA	NA	NA	NA	NA	NA	< 1.0	< 1.0	< 1.0	< 1.0	< 1.0	< 1.0	< 1.0	< 1.0 J	NA	NA	NA	NA	NA	NA	NA	NA	NA	NA
Naphthalene	µg/L	1,500	NA	NA	NA	NA	NA	NA	NA	NA	NA	NA	NA	NA	NA	NA	NA	NA	NA	NA	NA	NA	NA	NA	NA	NA	NA	NA	NA	NA	NA	NA	NA	NA	NA	NA
Styrene (Monomer)	µg/L	100	< 1.0	< 1.0	< 1.0	< 1.0	< 1.0	< 1.0	< 1.0	< 1.0	NA	NA	NA	NA	NA	NA	NA	NA	NA	< 1.0	< 1.0	< 1.0	< 1.0	< 1.0	< 1.0	< 1.0	< 1.0	NA	NA	NA	NA	NA	NA	NA	NA	NA	NA
Tetrachloroethene	µg/L	5.0	< 1.0	< 1.0	< 1.0	< 1.0	< 1.0	< 1.0	< 1.0	< 1.0	< 1.0	< 1.0	< 1.0	< 1.0	< 1.0	< 1.0	< 1.0	< 1.0	< 1.0	< 1.0	< 1.0	< 1.0	< 1.0	< 1.0	< 1.0	< 1.0	< 1.0	< 1.0	< 1.0	< 1.0	< 1.0	< 1.0	< 1.0	< 1.0	< 1.0	< 1.0
Toluene	µg/L	790	< 1.0	< 1.0	< 1.0	< 1.0	< 1.0	< 1.0	< 1.0	< 1.0	NA	NA	NA	NA	NA	NA	NA	NA	NA	< 1.0	< 1.0	< 1.0	< 1.0	< 1.0	< 1.0	< 1.0	< 1.0	NA	NA	NA	NA	NA	NA	NA	NA	NA	NA
Total Xylenes	µg/L	280	< 2.0	< 2.0	< 2.0	< 2.0	< 2.0	< 2.0	< 2.0	< 2.0	NA	NA	NA	NA	NA	NA	NA	NA	NA	< 2.0	< 2.0	< 2.0	< 2.0	< 2.0	< 2.0	< 2.0	< 2.0	NA	NA	NA	NA	NA	NA	NA	NA	NA	NA
trans-1,2-Dichloroethene	µg/L	100	< 1.0	< 1.0	< 1.0	< 1.0	< 1.0	0.34 J	0.35 J	0.42 J	< 1.0	0.24 J	0.37 J	0.25 J	0.19 J	< 1.0	< 1.0	0.24 J	< 1.0	< 1.0	< 1.0	< 1.0	< 1.0	< 1.0	< 1.0	< 1.0	< 1.0	< 1.0	< 1.0	< 1.0	< 1.0	< 1.0	< 1.0	< 1.0	< 1.0	< 1.0	< 1.0
trans-1,3-Dichloropropene	µg/L	NS	< 1.0	< 1.0	< 1.0	< 1.0	< 1.0	< 1.0	< 1.0	< 1.0	NA	NA	NA	NA	NA	NA	NA	NA	NA	< 1.0	< 1.0	< 1.0	< 1.0	< 1.0	< 1.0	< 1.0	< 1.0	NA	NA	NA	NA	NA	NA	NA	NA	NA	NA
Trichloroethene	µg/L	5.0	< 1.0	< 1.0	< 1.0	< 1.0	< 1.0	< 1.0	< 1.0	< 1.0	< 1.0	< 1.0	< 1.0	< 1.0	< 1.0	< 1.0	< 1.0	< 1.0	< 1.0	< 1.0	< 1.0	< 1.0	< 1.0	< 1.0	< 1.0	< 1.0	0.13 J	< 1.0	< 1.0	< 1.0	< 1.0	< 1.0	< 1.0	< 1.0	< 1.0	< 1.0	< 1.0
Vinyl chloride	µg/L	2.0	**3.2**	1.9	**2.4**	**2.1**	**5.3**	**3.0**	2.0	**3.2**	1.9	1.5	**2.7**	1.5	2.0	**2.3**	1.2	2.0	1.1	0.81 J	0.99 J	1.0	0.81 J	0.99 J	0.60 J	0.60 J	0.70 J	0.67 J	0.92 J	1.1	0.70 J	0.93 J	0.60 J	0.86 J	0.59 J	0.78 J
Gases																																					
Ethane	µg/L	NS	NA	NA	NA	NA	NA	NA	NA	NA	NA	NA	NA	NA	NA	NA	NA	NA	NA	NA	NA	NA	NA	NA	NA	NA	NA	NA	NA	NA	NA	NA	NA	NA	NA	NA	NA
Ethene	µg/L	NS	NA	NA	NA	NA	NA	NA	NA	NA	NA	NA	NA	NA	NA	NA	NA	NA	NA	NA	NA	NA	NA	NA	NA	NA	NA	NA	NA	NA	NA	NA	NA	NA	NA	NA	NA
Methane	µg/L	NS	NA	NA	NA	NA	NA	NA	NA	NA	NA	NA	NA	NA	NA	NA	NA	NA	NA	NA	NA	NA	NA	NA	NA	NA	NA	NA	NA	NA	NA	NA	NA	NA	NA	NA	NA
Other																																					
Carbon	mg/L	NS	NA	NA	NA	NA	NA	NA	NA	NA	NA	NA	NA	NA	NA	NA	NA	NA	NA	NA	NA	NA	NA	NA	NA	NA	NA	NA	NA	NA	NA	NA	NA	NA	NA	NA	NA
Nitrate-N	mg/L	10	NA	NA	NA	NA	NA	NA	NA	NA	NA	NA	NA	NA	NA	NA	NA	NA	NA	NA	NA	NA	NA	NA	NA	NA	NA	NA	NA	NA	NA	NA	NA	NA	NA	NA	NA
Sulfate	mg/L	250	NA	NA	NA	NA	NA	NA	NA	NA	NA	NA	NA	NA	NA	NA	NA	NA	NA	NA	NA	NA	NA	NA	NA	NA	NA	NA	NA	NA	NA	NA	NA	NA	NA	NA	NA
Total Organic Carbon	mg/L	NS	NA	NA	NA	NA	NA	NA	NA	NA	NA	NA	NA	NA	NA	NA	NA	NA	NA	NA	NA	NA	NA	NA	NA	NA	NA	NA	NA	NA	NA	NA	NA	NA	NA	NA	NA
Metals																																					
Iron, Dissolved	µg/L	300	NA	NA	NA	NA	NA	NA	NA	NA	NA	NA	NA	NA	NA	NA	NA	NA	NA	NA	NA	NA	NA	NA	NA	NA	NA	NA	NA	NA	NA	NA	NA	NA	NA	NA	NA
Iron	µg/L	300	NA	NA	NA	NA	NA	NA	NA	NA	NA	NA	NA	NA	NA	NA	NA	NA	NA	NA	NA	NA	NA	NA	NA	NA	NA	NA	NA	NA	NA	NA	NA	NA	NA	NA	NA
Manganese, Dissolved	µg/L	50	NA	NA	NA	NA	NA	NA	NA	NA	NA	NA	NA	NA	NA	NA	NA	NA	NA	NA	NA	NA	NA	NA	NA	NA	NA	NA	NA	NA	NA	NA	NA	NA	NA	NA	NA
Manganese	µg/L	50	NA	NA	NA	NA	NA	NA	NA	NA	NA	NA	NA	NA	NA	NA	NA	NA	NA	NA	NA	NA	NA	NA	NA	NA	NA	NA	NA	NA	NA	NA	NA	NA	NA	NA	NA

See Notes on Last Page.

Table 2
On-Site Groundwater Analytical Results
Ford Livonia Transmission Plant
36200 Plymouth Road
Livonia, Michigan

Location:			MW-43																	MW-44																
Screen Interval (ft. bgs):			17-22																	16-21																
Date:	Unit	EGLE Non-Residential Drinking Water Criteria	4/27/2017	7/27/2017	11/9/2017	2/13/2018	5/9/2018	8/10/2018	11/1/2018	3/2/2019	6/15/2019	9/28/2019	11/23/2019	2/8/2020	5/30/2020	8/22/2020	11/14/2020	2/13/2021	5/15/2021	4/25/2017	8/2/2017	11/7/2017	2/6/2018	5/14/2018	8/13/2018	10/30/2018	2/25/2019	6/11/2019	9/19/2019	11/12/2019	2/6/2020	5/27/2020	8/4/2020	11/2/2020	2/9/2021	5/12/2021
Semi-volatile Organic Compounds (SVOCs)																																				
1,4-Dioxane	µg/L	350	3.6	3.5	3.5	2.2 J	2.8	3.3	4.0	3.3	2.7	4.4	3.6	3.5	3.3	4.5	3.2	2.6	2.2	12	7.1	12	9.0	11	9.5	2.7	5.7	14	14	12	10	11	12	11	8.4	8.6
Volatile Organic Compounds (VOCs)																																				
1,1,1-Trichloroethane	µg/L	200	< 1.0	< 1.0	< 1.0	< 1.0	< 1.0	< 1.0	< 1.0	< 1.0	NA	NA	NA	NA	NA	NA	NA	NA	NA	< 6.3	< 10	< 20	< 6.7	< 13	< 20	< 20	< 20	NA	NA	NA	NA	NA	NA	NA	NA	NA
1,1,2,2-Tetrachloroethane	µg/L	35	< 1.0	< 1.0	< 1.0	< 1.0	< 1.0	< 1.0	< 1.0	< 1.0 J	NA	NA	NA	NA	NA	NA	NA	NA	NA	< 6.3	< 10	< 20	< 6.7	< 13	< 20	< 20	< 20	NA	NA	NA	NA	NA	NA	NA	NA	NA
1,1,2-trichloro-1,2,2-trifluoroethane	µg/L	170,000	< 1.0	< 1.0	< 1.0	< 1.0	< 1.0	< 1.0	< 1.0	< 1.0	NA	NA	NA	NA	NA	NA	NA	NA	NA	< 6.3	< 10	< 20	< 6.7	< 13	< 20	< 20	< 20	NA	NA	NA	NA	NA	NA	NA	NA	NA
1,1,2-Trichloroethane	µg/L	5.0	< 1.0	< 1.0	< 1.0	< 1.0	< 1.0	< 1.0	< 1.0	< 1.0	NA	NA	NA	NA	NA	NA	NA	NA	NA	< 6.3	< 10	< 20	< 6.7	< 13	< 20	< 20	< 20	NA	NA	NA	NA	NA	NA	NA	NA	NA
1,1-Dichloroethane	µg/L	2,500	< 1.0	< 1.0	< 1.0	< 1.0	< 1.0	< 1.0	< 1.0	< 1.0	NA	NA	NA	NA	NA	NA	NA	NA	NA	< 6.3	< 10	< 20	< 6.7	< 13	< 20	< 20	< 20	NA	NA	NA	NA	NA	NA	NA	NA	NA
1,1-Dichloroethene	µg/L	7.0	< 1.0	< 1.0	< 1.0	< 1.0	< 1.0	< 1.0	< 1.0	< 1.0	< 1.0	< 1.0	< 1.0	< 1.0	< 1.0	< 5.0	< 1.0	< 1.0	< 1.0	< 6.3	< 10	< 20	< 6.7	< 13	< 20	< 20	< 20	< 20	< 1.0	< 1.0	< 10	< 10	< 10	< 1.0	< 10	< 5.0
1,2,3-Trimethylbenzene	µg/L	NS	< 5.0	< 5.0	< 5.0	< 5.0	< 5.0	< 5.0	< 5.0	< 5.0	NA	NA	NA	NA	NA	NA	NA	NA	NA	< 31	< 50	< 100	< 33	< 67	< 100	< 100	< 100	NA	NA	NA	NA	NA	NA	NA	NA	NA
1,2,4-Trichlorobenzene	µg/L	70	< 1.0	< 1.0	< 1.0	< 1.0	< 1.0	< 1.0	< 1.0	< 1.0	NA	NA	NA	NA	NA	NA	NA	NA	NA	< 6.3	< 10	< 20	< 6.7	< 13	< 20	< 20	< 20	NA	NA	NA	NA	NA	NA	NA	NA	NA
1,2,4-Trimethylbenzene	µg/L	63	< 1.0	< 1.0	< 1.0	< 1.0	< 1.0	< 1.0	< 1.0	< 1.0	NA	NA	NA	NA	NA	NA	NA	NA	NA	< 6.3	< 10	< 20	< 6.7	< 13	< 20	< 20	< 20	NA	NA	NA	NA	NA	NA	NA	NA	NA
1,2-Dibromo-3-chloropropane	µg/L	0.2	< 1.0	< 1.0	< 1.0	< 1.0	< 1.0	< 1.0	< 1.0	< 1.0 J	NA	NA	NA	NA	NA	NA	NA	NA	NA	< 6.3	< 10	< 20	< 6.7	< 13	< 20	< 20	< 20	NA	NA	NA	NA	NA	NA	NA	NA	NA
1,2-Dibromoethane	µg/L	0.05	< 1.0	< 1.0	< 1.0	< 1.0	< 1.0	< 1.0	< 1.0	< 1.0	NA	NA	NA	NA	NA	NA	NA	NA	NA	< 6.3	< 10	< 20	< 6.7	< 13	< 20	< 20	< 20	NA	NA	NA	NA	NA	NA	NA	NA	NA
1,2-Dichlorobenzene	µg/L	600	< 1.0	< 1.0	< 1.0	< 1.0	< 1.0	< 1.0	< 1.0	< 1.0	NA	NA	NA	NA	NA	NA	NA	NA	NA	< 6.3	< 10	< 20	< 6.7	< 13	< 20	< 20	< 20	NA	NA	NA	NA	NA	NA	NA	NA	NA
1,2-Dichloroethane	µg/L	5.0	< 1.0	< 1.0	< 1.0	< 1.0	< 1.0	< 1.0	< 1.0	< 1.0	NA	NA	NA	NA	NA	NA	NA	NA	NA	< 6.3	< 10	< 20	< 6.7	< 13	< 20	< 20	< 20	NA	NA	NA	NA	NA	NA	NA	NA	NA
1,2-Dichloropropane	µg/L	5.0	< 1.0	< 1.0	< 1.0	< 1.0	< 1.0	< 1.0	< 1.0	< 1.0	NA	NA	NA	NA	NA	NA	NA	NA	NA	< 6.3	< 10	< 20	< 6.7	< 13	< 20	< 20	< 20	NA	NA	NA	NA	NA	NA	NA	NA	NA
1,3,5-Trimethylbenzene	µg/L	72	< 1.0	< 1.0	< 1.0	< 1.0	< 1.0	< 1.0	< 1.0	< 1.0	NA	NA	NA	NA	NA	NA	NA	NA	NA	< 6.3	< 10	< 20	< 6.7	< 13	< 20	< 20	< 20	NA	NA	NA	NA	NA	NA	NA	NA	NA
1,3-Dichlorobenzene	µg/L	19	< 1.0	< 1.0	< 1.0	< 1.0	< 1.0	< 1.0	< 1.0	< 1.0	NA	NA	NA	NA	NA	NA	NA	NA	NA	< 6.3	< 10	< 20	< 6.7	< 13	< 20	< 20	< 20	NA	NA	NA	NA	NA	NA	NA	NA	NA
1,4-Dichlorobenzene	µg/L	75	< 1.0	< 1.0	< 1.0	< 1.0	< 1.0	< 1.0	< 1.0	< 1.0	NA	NA	NA	NA	NA	NA	NA	NA	NA	< 6.3	< 10	< 20	< 6.7	< 13	< 20	< 20	< 20	NA	NA	NA	NA	NA	NA	NA	NA	NA
2-Butanone (MEK)	µg/L	38,000	< 10	< 10	< 10	< 10	< 10	< 10	< 10	< 10 J	NA	NA	NA	NA	NA	NA	NA	NA	NA	< 63	< 100	< 200	< 67	< 130	< 200	< 200	< 200	NA	NA	NA	NA	NA	NA	NA	NA	NA
2-Methylnaphthalene	µg/L	750	NA	NA	NA	NA	NA	NA	NA	NA	NA	NA	NA	NA	NA	NA	NA	NA	NA	NA	NA	NA	NA	NA	NA	NA	NA	NA	NA	NA	NA	NA	NA	NA	NA	NA
4-Methyl-2-Pentanone (MIBK)	µg/L	5,200	< 10	< 10	< 10	< 10	< 10	< 10	< 10	< 10 J	NA	NA	NA	NA	NA	NA	NA	NA	NA	< 63	< 100	< 200	< 67	< 130	< 200	< 200	< 200	NA	NA	NA	NA	NA	NA	NA	NA	NA
Acetone	µg/L	2,100	< 10	< 10	< 10	< 10	< 10	< 10	< 10	< 10 J	NA	NA	NA	NA	NA	NA	NA	NA	NA	< 63	< 100	< 200	< 67	< 130	< 200	< 200	< 200	NA	NA	NA	NA	NA	NA	NA	NA	NA
Benzene	µg/L	5.0	< 1.0	< 1.0	< 1.0	< 1.0	< 1.0	< 1.0	< 1.0	< 1.0	NA	NA	NA	NA	NA	NA	NA	NA	NA	< 6.3	< 10	< 20	< 6.7	< 13	< 20	< 20	< 20	NA	NA	NA	NA	NA	NA	NA	NA	NA
Bromodichloromethane	µg/L	80	< 1.0	< 1.0	< 1.0	< 1.0	< 1.0	< 1.0	< 1.0	< 1.0	NA	NA	NA	NA	NA	NA	NA	NA	NA	< 6.3	< 10	< 20	< 6.7	< 13	< 20	< 20	< 20	NA	NA	NA	NA	NA	NA	NA	NA	NA
Bromoform	µg/L	80	< 1.0	< 1.0	< 1.0	< 1.0	< 1.0	< 1.0	< 1.0	< 1.0 J	NA	NA	NA	NA	NA	NA	NA	NA	NA	< 6.3	< 10	< 20	< 6.7	< 13	< 20	< 20	< 20	NA	NA	NA	NA	NA	NA	NA	NA	NA
Bromomethane	µg/L	29	< 1.0	< 1.0	< 1.0	< 1.0	< 1.0	< 1.0	< 1.0	< 1.0	NA	NA	NA	NA	NA	NA	NA	NA	NA	< 6.3	< 10	< 20	< 6.7	< 13	< 20	< 20	< 20	NA	NA	NA	NA	NA	NA	NA	NA	NA
Carbon Disulfide	µg/L	2,300	< 5.0	< 5.0	< 5.0	< 5.0	< 5.0	< 5.0	< 5.0	< 5.0	NA	NA	NA	NA	NA	NA	NA	NA	NA	< 31	< 50	< 100	< 33	< 67	< 100	< 100	< 100	NA	NA	NA	NA	NA	NA	NA	NA	NA
Carbon Tetrachloride	µg/L	5.0	< 1.0	< 1.0	< 1.0	< 1.0	< 1.0	< 1.0	< 1.0	< 1.0	NA	NA	NA	NA	NA	NA	NA	NA	NA	< 6.3	< 10	< 20	< 6.7	< 13	< 20	< 20	< 20	NA	NA	NA	NA	NA	NA	NA	NA	NA
Trichlorofluoromethane (CFC-11)	µg/L	7,300	< 1.0	< 1.0	< 1.0	< 1.0	< 1.0	< 1.0	< 1.0	< 1.0	NA	NA	NA	NA	NA	NA	NA	NA	NA	< 6.3	< 10	< 20	< 6.7	< 13	< 20	< 20	< 20	NA	NA	NA	NA	NA	NA	NA	NA	NA
Dichlorodifluoromethane (CFC-12)	µg/L	4,800	< 1.0	< 1.0	< 1.0	< 1.0	< 1.0	< 1.0	< 1.0	< 1.0	NA	NA	NA	NA	NA	NA	NA	NA	NA	< 6.3	< 10	< 20	< 6.7	< 13	< 20	< 20	< 20	NA	NA	NA	NA	NA	NA	NA	NA	NA
Chlorobenzene	µg/L	100	< 1.0	< 1.0	< 1.0	< 1.0	< 1.0	< 1.0	< 1.0	< 1.0	NA	NA	NA	NA	NA	NA	NA	NA	NA	< 6.3	< 10	< 20	< 6.7	< 13	< 20	< 20	< 20	NA	NA	NA	NA	NA	NA	NA	NA	NA
Chlorodibromomethane	µg/L	80	< 1.0	< 1.0	< 1.0	< 1.0	< 1.0	< 1.0	< 1.0	< 1.0	NA	NA	NA	NA	NA	NA	NA	NA	NA	< 6.3	< 10	< 20	< 6.7	< 13	< 20	< 20	< 20	NA	NA	NA	NA	NA	NA	NA	NA	NA
Chloroethane	µg/L	1,700	< 1.0	< 1.0	< 1.0	< 1.0	< 1.0	< 1.0	< 1.0	< 1.0	NA	NA	NA	NA	NA	NA	NA	NA	NA	< 6.3	< 10	< 20	< 6.7	< 13	< 20	< 20	< 20	NA	NA	NA	NA	NA	NA	NA	NA	NA
Chloroform	µg/L	80	< 1.0	< 1.0	< 1.0	< 1.0	< 1.0	< 1.0	< 1.0	< 1.0	NA	NA	NA	NA	NA	NA	NA	NA	NA	< 6.3	< 10	< 20	< 6.7	< 13	< 20	< 20	< 20	NA	NA	NA	NA	NA	NA	NA	NA	NA
Chloromethane	µg/L	1,100	< 1.0	< 1.0	< 1.0 J	< 1.0	< 1.0	< 1.0	< 1.0	< 1.0	NA	NA	NA	NA	NA	NA	NA	NA	NA	< 6.3	< 10	< 20	< 6.7	< 13	< 20	< 20	< 20	NA	NA	NA	NA	NA	NA	NA	NA	NA
cis-1,2-Dichloroethene	µg/L	70	< 1.0	< 1.0	< 1.0	< 1.0	< 1.0	< 1.0	< 1.0	< 1.0	< 1.0	< 1.0	< 1.0	< 1.0	< 1.0	< 5.0	< 1.0	< 1.0	< 1.0	< 6.3	< 10	< 20	< 6.7	< 13	< 20	< 20	< 20	< 20	< 1.0	0.28 J	< 10	2.2 J	< 10	0.24 J	< 10	< 5.0
cis-1,3-Dichloropropene	µg/L	NS	< 1.0	< 1.0	< 1.0	< 1.0	< 1.0	< 1.0	< 1.0	< 1.0	NA	NA	NA	NA	NA	NA	NA	NA	NA	< 6.3	< 10	< 20	< 6.7	< 13	< 20	< 20	< 20	NA	NA	NA	NA	NA	NA	NA	NA	NA
Cyclohexane	µg/L	NS	< 1.0	< 1.0	< 1.0	< 1.0	< 1.0	< 1.0	< 1.0	< 1.0	NA	NA	NA	NA	NA	NA	NA	NA	NA	< 6.3	< 10	< 20	< 6.7	< 13	< 20	< 20	< 20	NA	NA	NA	NA	NA	NA	NA	NA	NA
Dichloromethane	µg/L	5.0	< 5.0	< 5.0	< 5.0	< 5.0	< 5.0	< 5.0	< 5.0	< 5.0	NA	NA	NA	NA	NA	NA	NA	NA	NA	< 31 UB	< 50	< 100 UB	< 33 UB	**9.7 J**	< 100	< 100	< 100	NA	NA	NA	NA	NA	NA	NA	NA	NA
Diethyl ether	µg/L	10	< 2.0	< 2.0	< 2.0	< 2.0	< 2.0	< 2.0	< 2.0	< 2.0	NA	NA	NA	NA	NA	NA	NA	NA	NA	< 13	< 20	< 40	< 13	< 27	< 40	< 40	< 40	NA	NA	NA	NA	NA	NA	NA	NA	NA
Ethylbenzene	µg/L	74	< 1.0	< 1.0	< 1.0	< 1.0	< 1.0	< 1.0	< 1.0	< 1.0	NA	NA	NA	NA	NA	NA	NA	NA	NA	< 6.3	< 10	< 20	< 6.7	< 13	< 20	< 20	< 20	NA	NA	NA	NA	NA	NA	NA	NA	NA
Isopropylbenzene	µg/L	2,300	< 1.0	< 1.0	< 1.0	< 1.0	< 1.0	< 1.0	< 1.0	< 1.0	NA	NA	NA	NA	NA	NA	NA	NA	NA	< 6.3	< 10	< 20	< 6.7	< 13	< 20	< 20	< 20	NA	NA	NA	NA	NA	NA	NA	NA	NA
Methyl Acetate	µg/L	NS	< 10	< 10	< 10	< 10	< 10	< 10	< 10	< 10 J	NA	NA	NA	NA	NA	NA	NA	NA	NA	< 63	< 100	< 200	< 67	< 130	< 200	< 200	< 200	NA	NA	NA	NA	NA	NA	NA	NA	NA
Methyl N-Butyl Ketone (2-Hexanone)	µg/L	2,900	< 10	< 10	< 10	< 10	< 10	< 10	< 10	< 10 J	NA	NA	NA	NA	NA	NA	NA	NA	NA	< 63	< 100	< 200	< 67	< 130	< 200	< 200	< 200	NA	NA	NA	NA	NA	NA	NA	NA	NA
Methylcyclohexane	µg/L	NS	< 1.0	< 1.0	< 1.0	< 1.0	< 1.0	< 1.0	< 1.0	< 1.0	NA	NA	NA	NA	NA	NA	NA	NA	NA	< 6.3	< 10	< 20	< 6.7	< 13	< 20	< 20	< 20	NA	NA	NA	NA	NA	NA	NA	NA	NA

See Notes on Last Page.

Table 2
On-Site Groundwater Analytical Results
Ford Livonia Transmission Plant
36200 Plymouth Road
Livonia, Michigan

Location:		EGLE Non-Residential Drinking Water Criteria	MW-43																	MW-44																	
Screen Interval (ft. bgs):			17-22																	16-21																	
Date:	Unit		4/27/2017	7/27/2017	11/9/2017	2/13/2018	5/9/2018	8/10/2018	11/1/2018	3/2/2019	6/15/2019	9/28/2019	11/23/2019	2/8/2020	5/30/2020	8/22/2020	11/14/2020	2/13/2021	5/15/2021	4/25/2017	8/2/2017	11/7/2017	2/6/2018	5/14/2018	8/13/2018	10/30/2018	2/25/2019	6/11/2019	9/19/2019	11/12/2019	2/6/2020	5/27/2020	8/4/2020	11/2/2020	2/9/2021	5/12/2021
Methyl-tert-butyl ether	µg/L	40	< 1.0	< 1.0	< 1.0	< 1.0	< 1.0	< 1.0	< 1.0	< 1.0 J	NA	NA	NA	NA	NA	NA	NA	NA	NA	< 6.3	< 10	< 20	< 6.7	< 13	< 20	< 20	< 20	NA	NA	NA	NA	NA	NA	NA	NA	NA	NA
Naphthalene	µg/L	1,500	NA	NA	NA	NA	NA	NA	NA	NA	NA	NA	NA	NA	NA	NA	NA	NA	NA	NA	NA	NA	NA	NA	NA	NA	NA	NA	NA	NA	NA	NA	NA	NA	NA	NA	NA
Styrene (Monomer)	µg/L	100	< 1.0	< 1.0	< 1.0	< 1.0	< 1.0	< 1.0	< 1.0	< 1.0	NA	NA	NA	NA	NA	NA	NA	NA	NA	< 6.3	< 10	< 20	< 6.7	< 13	< 20	< 20	< 20	NA	NA	NA	NA	NA	NA	NA	NA	NA	NA
Tetrachloroethene	µg/L	5.0	< 1.0	< 1.0	< 1.0	< 1.0	< 1.0	< 1.0	< 1.0	< 1.0	< 1.0	< 1.0	< 1.0	< 1.0	< 1.0	< 5.0	< 1.0	< 1.0	< 1.0	< 6.3	< 10	< 20	< 6.7	< 13	< 20	< 20	< 20	< 20	< 1.0	< 1.0	< 10	< 10	< 10	< 1.0	< 10	< 5.0
Toluene	µg/L	790	< 1.0	< 1.0	< 1.0	< 1.0	< 1.0	< 1.0	< 1.0	< 1.0	NA	NA	NA	NA	NA	NA	NA	NA	NA	< 6.3	< 10	< 20	< 6.7	< 13	< 20	< 20	< 20	NA	NA	NA	NA	NA	NA	NA	NA	NA	NA
Total Xylenes	µg/L	280	< 2.0	< 2.0	< 2.0	< 2.0	< 2.0	< 2.0	< 2.0	< 2.0	NA	NA	NA	NA	NA	NA	NA	NA	NA	< 13	< 20	< 40	< 13	< 27	< 40	< 40	< 40	NA	NA	NA	NA	NA	NA	NA	NA	NA	NA
trans-1,2-Dichloroethene	µg/L	100	< 1.0	< 1.0	< 1.0	< 1.0	< 1.0	< 1.0	< 1.0	< 1.0	< 1.0	< 1.0	< 1.0	< 1.0	< 1.0	< 5.0	< 1.0	< 1.0	< 1.0	< 6.3	< 10	< 20	< 6.7	< 13	< 20	< 20	< 20	< 20	< 1.0	< 1.0	< 10	< 10	< 10	< 1.0	< 10	< 5.0
trans-1,3-Dichloropropene	µg/L	NS	< 1.0	< 1.0	< 1.0	< 1.0	< 1.0	< 1.0	< 1.0	< 1.0	NA	NA	NA	NA	NA	NA	NA	NA	NA	< 6.3	< 10	< 20	< 6.7	< 13	< 20	< 20	< 20	NA	NA	NA	NA	NA	NA	NA	NA	NA	NA
Trichloroethene	µg/L	5.0	< 1.0	< 1.0	< 1.0	< 1.0	< 1.0	< 1.0	< 1.0	< 1.0	< 1.0	< 1.0	< 1.0	< 1.0	< 1.0	< 5.0	< 1.0	< 1.0	< 1.0	< 6.3	< 10	< 20	< 6.7	< 13	< 20	< 20	< 20	< 20	< 1.0	< 1.0	< 10	< 10	< 10	< 1.0	< 10	< 5.0
Vinyl chloride	µg/L	2.0	**8.4**	**3.0**	**2.2**	**8.0**	**6.4 J**	1.0	0.71 J	**3.4**	1.5	< 1.0	0.33 J	< 1.0	0.28 J	< 5.0	< 1.0	< 1.0	0.24 J	**230**	**380**	**520**	**210**	**270**	**240**	**240**	**180**	**180**	**270**	**340**	**260 J**	**290**	**160**	**190**	**200**	**200**
Gases																																					
Ethane	µg/L	NS	0.48 J	NA	0.74 J	NA	NA	NA	NA	NA	NA	NA	NA	NA	NA	NA	NA	NA	NA	NA	NA	NA	NA	NA	NA	NA	NA	NA	NA	NA	NA	NA	NA	NA	NA	NA	NA
Ethene	µg/L	NS	< 0.50	NA	0.27 J	NA	NA	NA	NA	NA	NA	NA	NA	NA	NA	NA	NA	NA	NA	NA	NA	NA	NA	NA	NA	NA	NA	NA	NA	NA	NA	NA	NA	NA	NA	NA	NA
Methane	µg/L	NS	190	NA	210	NA	NA	NA	NA	NA	NA	NA	NA	NA	NA	NA	NA	NA	NA	NA	NA	NA	NA	NA	NA	NA	NA	NA	NA	NA	NA	NA	NA	NA	NA	NA	NA
Other																																					
Carbon	mg/L	NS	4.4	NA	4.4	NA	NA	NA	NA	NA	NA	NA	NA	NA	NA	NA	NA	NA	NA	NA	NA	NA	NA	NA	NA	NA	NA	NA	NA	NA	NA	NA	NA	NA	NA	NA	NA
Nitrate-N	mg/L	10	< 0.50	NA	< 0.20	NA	NA	NA	NA	NA	NA	NA	NA	NA	NA	NA	NA	NA	NA	NA	NA	NA	NA	NA	NA	NA	NA	NA	NA	NA	NA	NA	NA	NA	NA	NA	NA
Sulfate	mg/L	250	220	NA	**260**	NA	NA	NA	NA	NA	NA	NA	NA	NA	NA	NA	NA	NA	NA	NA	NA	NA	NA	NA	NA	NA	NA	NA	NA	NA	NA	NA	NA	NA	NA	NA	NA
Total Organic Carbon	mg/L	NS	4.0	NA	4.3	NA	NA	NA	NA	NA	NA	NA	NA	NA	NA	NA	NA	NA	NA	NA	NA	NA	NA	NA	NA	NA	NA	NA	NA	NA	NA	NA	NA	NA	NA	NA	NA
Metals																																					
Iron, Dissolved	µg/L	300	**1,700**	NA	**2,800**	NA	NA	NA	NA	NA	NA	NA	NA	NA	NA	NA	NA	NA	NA	NA	NA	NA	NA	NA	NA	NA	NA	NA	NA	NA	NA	NA	NA	NA	NA	NA	NA
Iron	µg/L	300	**2,500**	NA	**3,900**	NA	NA	NA	NA	NA	NA	NA	NA	NA	NA	NA	NA	NA	NA	NA	NA	NA	NA	NA	NA	NA	NA	NA	NA	NA	NA	NA	NA	NA	NA	NA	NA
Manganese, Dissolved	µg/L	50	**210**	NA	**190**	NA	NA	NA	NA	NA	NA	NA	NA	NA	NA	NA	NA	NA	NA	NA	NA	NA	NA	NA	NA	NA	NA	NA	NA	NA	NA	NA	NA	NA	NA	NA	NA
Manganese	µg/L	50	**210**	NA	**200**	NA	NA	NA	NA	NA	NA	NA	NA	NA	NA	NA	NA	NA	NA	NA	NA	NA	NA	NA	NA	NA	NA	NA	NA	NA	NA	NA	NA	NA	NA	NA	NA

See Notes on Last Page.

Table 2
On-Site Groundwater Analytical Results
Ford Livonia Transmission Plant
36200 Plymouth Road
Livonia, Michigan

Location:			MW-45																	MW-46															
Screen Interval (ft. bgs):			15-20																	16-21															
Date:	Unit	EGLE Non-Residential Drinking Water Criteria	4/24/2017	8/1/2017	11/13/2017	2/12/2018	5/8/2018	8/9/2018	11/2/2018	2/26/2019	6/11/2019	9/27/2019	11/8/2019	2/12/2020	5/26/2020	8/7/2020	11/4/2020	2/12/2021	5/11/2021	4/24/2017	7/31/2017	11/13/2017	2/12/2018	5/14/2018	8/9/2018	11/2/2018	2/26/2019	6/11/2019	9/25/2019	11/7/2019	2/12/2020	5/22/2020	8/10/2020	11/3/2020	2/18/2021	5/7/2021
Semi-volatile Organic Compounds (SVOCs)																																			
1,4-Dioxane	µg/L	350	4.1	2.5	< 2.0	< 2.0	0.40 J	1.0 J	1.1 J	< 2.0	0.94 J	< 2.0	0.45 J	< 2.0	< 2.0	1.3 J	< 2.0	< 2.0	< 2.0	21	< 2.0 UB	3.7	11	13	8.5	7.0	3.0	11	4.8	7.7	2.7	3.4	4.1	1.7 J	< 2.0	2.2
Volatile Organic Compounds (VOCs)																																			
1,1,1-Trichloroethane	µg/L	200	< 500	< 500	< 67	< 100	< 67	< 33	< 10	< 17	NA	NA	NA	NA	NA	NA	NA	NA	NA	< 5.0	< 1.0	< 2.5	< 1.0	< 1.7	< 1.0	< 1.0	< 1.0	NA	NA	NA	NA	NA	NA	NA	NA	NA
1,1,2,2-Tetrachloroethane	µg/L	35	< 500	< 500	< 67	< 100	< 67	< 33	< 10	< 17 J	NA	NA	NA	NA	NA	NA	NA	NA	NA	< 5.0	< 1.0	< 2.5	< 1.0	< 1.7	< 1.0	< 1.0	< 1.0 J	NA	NA	NA	NA	NA	NA	NA	NA	NA
1,1,2-trichloro-1,2,2-trifluoroethane	µg/L	170,000	< 500	< 500	< 67	< 100	< 67	< 33	< 10	< 17	NA	NA	NA	NA	NA	NA	NA	NA	NA	< 5.0	< 1.0	< 2.5	< 1.0	< 1.7	< 1.0	< 1.0	< 1.0	NA	NA	NA	NA	NA	NA	NA	NA	NA
1,1,2-Trichloroethane	µg/L	5.0	< 500	< 500	< 67	< 100	< 67	< 33	< 10	< 17	NA	NA	NA	NA	NA	NA	NA	NA	NA	< 5.0	< 1.0	< 2.5	< 1.0	< 1.7	< 1.0	< 1.0	< 1.0	NA	NA	NA	NA	NA	NA	NA	NA	NA
1,1-Dichloroethane	µg/L	2,500	< 500	< 500	< 67	< 100	< 67	< 33	< 10	< 17	NA	NA	NA	NA	NA	NA	NA	NA	NA	1.9 J	2.8	3.6	2.4	1.0 J	1.3	0.80 J	0.32 J	NA	NA	NA	NA	NA	NA	NA	NA	NA
1,1-Dichloroethene	µg/L	7.0	< 500	< 500	< 67	< 100	< 67	< 33	< 10	< 17	< 25	< 25	0.37 J	< 25	< 25	< 100	< 10	< 50	< 17	< 5.0	0.78 J	0.90 J	0.46 J	< 1.7	< 1.0	< 1.0	< 1.0	< 3.3	< 1.0	< 1.0	< 1.0	< 1.0	< 1.0	< 1.0	< 1.0	< 1.0
1,2,3-Trimethylbenzene	µg/L	NS	< 2,500	< 2,500	< 330	< 500	< 330	< 170	< 50	< 83	NA	NA	NA	NA	NA	NA	NA	NA	NA	< 25	< 5.0	< 13	< 5.0	< 8.4	< 5.0	< 5.0	< 5.0	NA	NA	NA	NA	NA	NA	NA	NA	NA
1,2,4-Trichlorobenzene	µg/L	70	< 500	< 500	< 67	< 100	< 67	< 33	< 10	< 17	NA	NA	NA	NA	NA	NA	NA	NA	NA	< 5.0	< 1.0	< 2.5	< 1.0	< 1.7	< 1.0	< 1.0	< 1.0	NA	NA	NA	NA	NA	NA	NA	NA	NA
1,2,4-Trimethylbenzene	µg/L	63	< 500	< 500	< 67	< 100	< 67	< 33	< 10	< 17	NA	NA	NA	NA	NA	NA	NA	NA	NA	< 5.0	< 1.0	< 2.5	< 1.0	< 1.7	< 1.0	< 1.0	< 1.0	NA	NA	NA	NA	NA	NA	NA	NA	NA
1,2-Dibromo-3-chloropropane	µg/L	0.2	< 500	< 500	< 67	< 100	< 67	< 33	< 10	< 17 J	NA	NA	NA	NA	NA	NA	NA	NA	NA	< 5.0	< 1.0	< 2.5	< 1.0	< 1.7	< 1.0	< 1.0	< 1.0 J	NA	NA	NA	NA	NA	NA	NA	NA	NA
1,2-Dibromoethane	µg/L	0.05	< 500	< 500	< 67	< 100	< 67	< 33	< 10	< 17 J	NA	NA	NA	NA	NA	NA	NA	NA	NA	< 5.0	< 1.0	< 2.5	< 1.0	< 1.7	< 1.0	< 1.0	< 1.0	NA	NA	NA	NA	NA	NA	NA	NA	NA
1,2-Dichlorobenzene	µg/L	600	< 500	< 500	< 67	< 100	< 67	< 33	< 10	< 17	NA	NA	NA	NA	NA	NA	NA	NA	NA	< 5.0	< 1.0	< 2.5	< 1.0	< 1.7	< 1.0	< 1.0	< 1.0	NA	NA	NA	NA	NA	NA	NA	NA	NA
1,2-Dichloroethane	µg/L	5.0	< 500	< 500	< 67	< 100	< 67	< 33	< 10	< 17	NA	NA	NA	NA	NA	NA	NA	NA	NA	< 5.0	< 1.0	< 2.5	0.55 J	< 1.7	0.57 J	0.21 J	< 1.0	NA	NA	NA	NA	NA	NA	NA	NA	NA
1,2-Dichloropropane	µg/L	5.0	< 500	< 500	< 67	< 100	< 67	< 33	< 10	< 17	NA	NA	NA	NA	NA	NA	NA	NA	NA	< 5.0	< 1.0	< 2.5	< 1.0	< 1.7	< 1.0	< 1.0	< 1.0	NA	NA	NA	NA	NA	NA	NA	NA	NA
1,3,5-Trimethylbenzene	µg/L	72	< 500	< 500	< 67	< 100	< 67	< 33	< 10	< 17	NA	NA	NA	NA	NA	NA	NA	NA	NA	< 5.0	< 1.0	< 2.5	< 1.0	< 1.7	< 1.0	< 1.0	< 1.0	NA	NA	NA	NA	NA	NA	NA	NA	NA
1,3-Dichlorobenzene	µg/L	19	< 500	< 500	< 67	< 100	< 67	< 33	< 10	< 17	NA	NA	NA	NA	NA	NA	NA	NA	NA	< 5.0	< 1.0	< 2.5	< 1.0	< 1.7	< 1.0	0.21 J	< 1.0	NA	NA	NA	NA	NA	NA	NA	NA	NA
1,4-Dichlorobenzene	µg/L	75	< 500	< 500	< 67	< 100	< 67	< 33	< 10	< 17	NA	NA	NA	NA	NA	NA	NA	NA	NA	< 5.0	< 1.0	< 2.5	< 1.0	< 1.7	< 1.0	< 1.0	< 1.0	NA	NA	NA	NA	NA	NA	NA	NA	NA
2-Butanone (MEK)	µg/L	38,000	< 5,000	< 5,000	< 670	< 1,000	< 670	< 330	< 100	< 170 J	NA	NA	NA	NA	NA	NA	NA	NA	NA	< 50	< 10	< 25	< 10	< 17	< 10	< 10	< 10 J	NA	NA	NA	NA	NA	NA	NA	NA	NA
2-Methylnaphthalene	µg/L	750	NA	NA	NA	NA	NA	NA	NA	NA	NA	NA	NA	NA	NA	NA	NA	NA	NA	NA	NA	NA	NA	NA	NA	NA	NA	NA	NA	NA	NA	NA	NA	NA	NA
4-Methyl-2-Pentanone (MIBK)	µg/L	5,200	< 5,000	< 5,000	< 670	< 1,000	< 670	< 330	< 100	< 170 J	NA	NA	NA	NA	NA	NA	NA	NA	NA	< 50	< 10	< 25	< 10	< 17	< 10	< 10	< 10 J	NA	NA	NA	NA	NA	NA	NA	NA	NA
Acetone	µg/L	2,100	< 5,000	< 5,000	< 670	< 1,000	< 670	< 330	< 100	< 170	NA	NA	NA	NA	NA	NA	NA	NA	NA	< 50	< 10	< 25	< 10	< 17	< 10	< 10	< 10	NA	NA	NA	NA	NA	NA	NA	NA	NA
Benzene	µg/L	5.0	< 500	< 500	< 67	< 100	< 67	< 33	< 10	< 17	NA	NA	NA	NA	NA	NA	NA	NA	NA	< 5.0	< 1.0	< 2.5	< 1.0	< 1.7	< 1.0	< 1.0	< 1.0	NA	NA	NA	NA	NA	NA	NA	NA	NA
Bromodichloromethane	µg/L	80	< 500	< 500	< 67	< 100	< 67	< 33	< 10	< 17	NA	NA	NA	NA	NA	NA	NA	NA	NA	< 5.0	< 1.0	< 2.5	< 1.0	< 1.7	< 1.0	< 1.0	< 1.0	NA	NA	NA	NA	NA	NA	NA	NA	NA
Bromoform	µg/L	80	< 500	< 500	< 67	< 100	< 67	< 33	< 10	< 17 J	NA	NA	NA	NA	NA	NA	NA	NA	NA	< 5.0	< 1.0	< 2.5	< 1.0	< 1.7	< 1.0	< 1.0	< 1.0 J	NA	NA	NA	NA	NA	NA	NA	NA	NA
Bromomethane	µg/L	29	< 500	< 500	< 67	< 100	< 67	< 33	< 10	< 17	NA	NA	NA	NA	NA	NA	NA	NA	NA	< 5.0	< 1.0	< 2.5	< 1.0	< 1.7	< 1.0	< 1.0	< 1.0	NA	NA	NA	NA	NA	NA	NA	NA	NA
Carbon Disulfide	µg/L	2,300	< 2,500	< 2,500	< 330	< 500	< 330	< 170	< 50	< 83	NA	NA	NA	NA	NA	NA	NA	NA	NA	< 25	< 5.0	< 13	< 5.0	< 8.4	< 5.0	< 5.0	< 5.0	NA	NA	NA	NA	NA	NA	NA	NA	NA
Carbon Tetrachloride	µg/L	5.0	< 500	< 500	< 67	< 100	< 67	< 33	< 10	< 17	NA	NA	NA	NA	NA	NA	NA	NA	NA	< 5.0	< 1.0	< 2.5	< 1.0	< 1.7	< 1.0	< 1.0	< 1.0	NA	NA	NA	NA	NA	NA	NA	NA	NA
Trichlorofluoromethane (CFC-11)	µg/L	7,300	< 500	< 500	< 67	< 100	< 67	< 33	< 10	< 17	NA	NA	NA	NA	NA	NA	NA	NA	NA	< 5.0	< 1.0	< 2.5	< 1.0	< 1.7	< 1.0	< 1.0 J	< 1.0	NA	NA	NA	NA	NA	NA	NA	NA	NA
Dichlorodifluoromethane (CFC-12)	µg/L	4,800	< 500	< 500	< 67	< 100	< 67	< 33	< 10	< 17	NA	NA	NA	NA	NA	NA	NA	NA	NA	< 5.0	< 1.0	< 2.5	< 1.0	< 1.7	< 1.0	< 1.0	< 1.0	NA	NA	NA	NA	NA	NA	NA	NA	NA
Chlorobenzene	µg/L	100	< 500	< 500	< 67	< 100	< 67	< 33	< 10	< 17	NA	NA	NA	NA	NA	NA	NA	NA	NA	< 5.0	< 1.0	< 2.5	< 1.0	< 1.7	< 1.0	< 1.0	< 1.0	NA	NA	NA	NA	NA	NA	NA	NA	NA
Chlorodibromomethane	µg/L	80	< 500	< 500	< 67	< 100	< 67	< 33	< 10	< 17 J	NA	NA	NA	NA	NA	NA	NA	NA	NA	< 5.0	< 1.0	< 2.5	< 1.0	< 1.7	< 1.0	< 1.0	< 1.0	NA	NA	NA	NA	NA	NA	NA	NA	NA
Chloroethane	µg/L	1,700	< 500	< 500	< 67	< 100	< 67	< 33	< 10	< 17	NA	NA	NA	NA	NA	NA	NA	NA	NA	< 5.0	< 1.0	< 2.5	< 1.0	< 1.7	< 1.0	< 1.0	< 1.0	NA	NA	NA	NA	NA	NA	NA	NA	NA
Chloroform	µg/L	80	< 500	< 500	< 67	< 100	< 67	< 33	< 10	< 17	NA	NA	NA	NA	NA	NA	NA	NA	NA	< 5.0	< 1.0	< 2.5	< 1.0	< 1.7	< 1.0	< 1.0	< 1.0	NA	NA	NA	NA	NA	NA	NA	NA	NA
Chloromethane	µg/L	1,100	< 500	< 500	< 67	< 100	< 67	< 33	< 10	< 17	NA	NA	NA	NA	NA	NA	NA	NA	NA	< 5.0	< 1.0	< 2.5	< 1.0	< 1.7	< 1.0	< 1.0	< 1.0	NA	NA	NA	NA	NA	NA	NA	NA	NA
cis-1,2-Dichloroethene	µg/L	70	**10,000**	**8,100**	**2,100**	**1,800**	**1,200**	**1,000**	**640**	**340 J**	**310**	**160**	**150**	**260**	**110**	**740**	**260**	**270**	**480**	21	15	22	14	6.0	11	4.6	1.4	4.0	5.0	5.5	2.7	3.1	6.8	5.5	4.2	2.3
cis-1,3-Dichloropropene	µg/L	NS	< 500	< 500	< 67	< 100	< 67	< 33	< 10	< 17	NA	NA	NA	NA	NA	NA	NA	NA	NA	< 5.0	< 1.0	< 2.5	< 1.0	< 1.7	< 1.0	< 1.0	< 1.0	NA	NA	NA	NA	NA	NA	NA	NA	NA
Cyclohexane	µg/L	NS	< 500	< 500	< 67	< 100	< 67	< 33	< 10	< 17	NA	NA	NA	NA	NA	NA	NA	NA	NA	< 5.0	< 1.0	< 2.5	< 1.0	< 1.7	< 1.0	< 1.0	< 1.0	NA	NA	NA	NA	NA	NA	NA	NA	NA
Dichloromethane	µg/L	5.0	**330 J**	< 2,500	< 330	< 500	< 330	< 170	< 50	< 83	NA	NA	NA	NA	NA	NA	NA	NA	NA	< 25 UB	< 5.0	< 13	< 5.0	< 8.4	< 5.0	< 5.0	< 5.0	NA	NA	NA	NA	NA	NA	NA	NA	NA
Diethyl ether	µg/L	10	< 1,000	< 1,000	< 130	< 200	< 130	< 67	< 20 UB	< 33	NA	NA	NA	NA	NA	NA	NA	NA	NA	< 10	< 2.0	< 5.0	< 2.0	< 3.3	< 2.0	< 2.0	< 2.0	NA	NA	NA	NA	NA	NA	NA	NA	NA
Ethylbenzene	µg/L	74	< 500	< 500	< 67	< 100	< 67	< 33	< 10	< 17	NA	NA	NA	NA	NA	NA	NA	NA	NA	< 5.0	< 1.0	< 2.5	< 1.0	< 1.7	< 1.0	< 1.0	< 1.0	NA	NA	NA	NA	NA	NA	NA	NA	NA
Isopropylbenzene	µg/L	2,300	< 500	< 500	< 67	< 100	< 67	< 33	< 10	< 17	NA	NA	NA	NA	NA	NA	NA	NA	NA	< 5.0	< 1.0	< 2.5	< 1.0	< 1.7	< 1.0	< 1.0	< 1.0	NA	NA	NA	NA	NA	NA	NA	NA	NA
Methyl Acetate	µg/L	NS	< 5,000	< 5,000	< 670	< 1,000	< 670	< 330	< 100	< 170	NA	NA	NA	NA	NA	NA	NA	NA	NA	< 50	< 10	< 25	< 10	< 17	< 10	< 10	< 10 J	NA	NA	NA	NA	NA	NA	NA	NA	NA
Methyl N-Butyl Ketone (2-Hexanone)	µg/L	2,900	< 5,000	< 5,000	< 670	< 1,000	< 670	< 330	< 100	< 170 J	NA	NA	NA	NA	NA	NA	NA	NA	NA	< 50	< 10	< 25	< 10	< 17	< 10	< 10	< 10 J	NA	NA	NA	NA	NA	NA	NA	NA	NA
Methylcyclohexane	µg/L	NS	< 500	< 500	< 67	< 100	< 67	< 33	< 10	< 17	NA	NA	NA	NA	NA	NA	NA	NA	NA	< 5.0	< 1.0	< 2.5	< 1.0	< 1.7	< 1.0	< 1.0	< 1.0	NA	NA	NA	NA	NA	NA	NA	NA	NA

See Notes on Last Page.

Table 2
On-Site Groundwater Analytical Results
Ford Livonia Transmission Plant
36200 Plymouth Road
Livonia, Michigan

Location:		EGLE Non-Residential Drinking Water Criteria	MW-45																	MW-46																
Screen Interval (ft. bgs):			15-20																	16-21																
Date:	Unit		4/24/2017	8/1/2017	11/13/2017	2/12/2018	5/8/2018	8/9/2018	11/2/2018	2/26/2019	6/11/2019	9/27/2019	11/8/2019	2/12/2020	5/26/2020	8/7/2020	11/4/2020	2/12/2021	5/11/2021	4/24/2017	7/31/2017	11/13/2017	2/12/2018	5/14/2018	8/9/2018	11/2/2018	2/26/2019	6/11/2019	9/25/2019	11/7/2019	2/12/2020	5/22/2020	8/10/2020	11/3/2020	2/18/2021	5/7/2021
Methyl-tert-butyl ether	µg/L	40	< 500	< 500	< 67	< 100	< 67	< 33	< 10	< 17	NA	NA	NA	NA	NA	NA	NA	NA	NA	< 5.0	< 1.0	< 2.5	< 1.0	< 1.7	< 1.0	< 1.0	< 1.0 J	NA	NA	NA	NA	NA	NA	NA	NA	NA
Naphthalene	µg/L	1,500	NA	NA	NA	NA	NA	NA	NA	NA	NA	NA	NA	NA	NA	NA	NA	NA	NA	NA	NA	NA	NA	NA	NA	NA	NA	NA	NA	NA	NA	NA	NA	NA	NA	NA
Styrene (Monomer)	µg/L	100	< 500	< 500	< 67	< 100	< 67	< 33	< 10	< 17	NA	NA	NA	NA	NA	NA	NA	NA	NA	7.9	< 1.0	< 2.5	< 1.0	< 1.7	< 1.0	< 1.0	< 1.0	NA	NA	NA	NA	NA	NA	NA	NA	NA
Tetrachloroethene	µg/L	5.0	< 500	< 500	< 67	< 100	< 67	< 33	< 10	< 17	< 25	< 25	< 1.0	< 25	< 25	< 100	< 10	< 50	< 17	< 5.0	< 1.0	< 2.5	< 1.0	< 1.7	< 1.0	< 1.0	< 1.0	< 3.3	< 1.0	< 1.0	< 1.0	< 1.0	< 1.0	< 1.0	< 1.0	< 1.0
Toluene	µg/L	790	< 500	< 500	< 67	< 100	< 67	< 33	< 10	< 17	NA	NA	NA	NA	NA	NA	NA	NA	NA	< 5.0	< 1.0	< 2.5	< 1.0	< 1.7	< 1.0	< 1.0	< 1.0	NA	NA	NA	NA	NA	NA	NA	NA	NA
Total Xylenes	µg/L	280	< 1,000	< 1,000	< 130	< 200	< 130	< 67	< 20	< 33	NA	NA	NA	NA	NA	NA	NA	NA	NA	< 10	< 2.0	< 5.0	< 2.0	< 3.3	< 2.0	< 2.0	< 2.0	NA	NA	NA	NA	NA	NA	NA	NA	NA
trans-1,2-Dichloroethene	µg/L	100	< 500	< 500	< 67	< 100	< 67	< 33	6.5 J	< 17	< 25	< 25	0.60 J	< 25	< 25	< 100	< 10	< 50	< 17	1.6 J	2.6	2.7	1.7	0.86 J	1.2	0.56 J	0.20 J	< 3.3	0.53 J	0.91 J	0.41 J	0.31 J	0.64 J	0.73 J	0.64 J	0.27 J
trans-1,3-Dichloropropene	µg/L	NS	< 500	< 500	< 67	< 100	< 67	< 33	< 10	< 17	NA	NA	NA	NA	NA	NA	NA	NA	NA	< 5.0	< 1.0	< 2.5	< 1.0	< 1.7	< 1.0	< 1.0	< 1.0	NA	NA	NA	NA	NA	NA	NA	NA	NA
Trichloroethene	µg/L	5.0	< 500	< 500	< 67	< 100	< 67	< 33	2.7 J	< 17	< 25	< 25	< 1.0	< 25	< 25	< 100	< 10	< 50	< 17	< 5.0	< 1.0	< 2.5	< 1.0	< 1.7	< 1.0	< 1.0	< 1.0	< 3.3	< 1.0	< 1.0	< 1.0	< 1.0	< 1.0	< 1.0	< 1.0	< 1.0
Vinyl chloride	µg/L	2.0	**7,600**	**5,400**	**1,500**	**1,200**	**1,400**	**800**	**420**	**380**	**540**	**310**	**210**	**640**	**450**	**1,400**	**500**	**1,100**	**1,200**	**150**	**13**	**57**	**38**	**30**	**66**	**32**	**17**	**87**	**20**	**32**	**17**	**47**	**40**	**21**	**14**	**15**
Gases																																						
Ethane	µg/L	NS	NA	NA	NA	NA	NA	NA	NA	NA	NA	NA	NA	NA	NA	NA	NA	NA	NA	NA	NA	NA	NA	NA	NA	NA	NA	NA	NA	NA	NA	NA	NA	NA	NA	NA
Ethene	µg/L	NS	NA	NA	NA	NA	NA	NA	NA	NA	NA	NA	NA	NA	NA	NA	NA	NA	NA	NA	NA	NA	NA	NA	NA	NA	NA	NA	NA	NA	NA	NA	NA	NA	NA	NA
Methane	µg/L	NS	NA	NA	NA	NA	NA	NA	NA	NA	NA	NA	NA	NA	NA	NA	NA	NA	NA	NA	NA	NA	NA	NA	NA	NA	NA	NA	NA	NA	NA	NA	NA	NA	NA	NA
Other																																						
Carbon	mg/L	NS	NA	NA	NA	NA	NA	NA	NA	NA	NA	NA	NA	NA	NA	NA	NA	NA	NA	NA	NA	NA	NA	NA	NA	NA	NA	NA	NA	NA	NA	NA	NA	NA	NA	NA
Nitrate-N	mg/L	10	NA	NA	NA	NA	NA	NA	NA	NA	NA	NA	NA	NA	NA	NA	NA	NA	NA	NA	NA	NA	NA	NA	NA	NA	NA	NA	NA	NA	NA	NA	NA	NA	NA	NA
Sulfate	mg/L	250	NA	NA	NA	NA	NA	NA	NA	NA	NA	NA	NA	NA	NA	NA	NA	NA	NA	NA	NA	NA	NA	NA	NA	NA	NA	NA	NA	NA	NA	NA	NA	NA	NA	NA
Total Organic Carbon	mg/L	NS	NA	NA	NA	NA	NA	NA	NA	NA	NA	NA	NA	NA	NA	NA	NA	NA	NA	NA	NA	NA	NA	NA	NA	NA	NA	NA	NA	NA	NA	NA	NA	NA	NA	NA
Metals																																						
Iron, Dissolved	µg/L	300	NA	NA	NA	NA	NA	NA	NA	NA	NA	NA	NA	NA	NA	NA	NA	NA	NA	NA	NA	NA	NA	NA	NA	NA	NA	NA	NA	NA	NA	NA	NA	NA	NA	NA
Iron	µg/L	300	NA	NA	NA	NA	NA	NA	NA	NA	NA	NA	NA	NA	NA	NA	NA	NA	NA	NA	NA	NA	NA	NA	NA	NA	NA	NA	NA	NA	NA	NA	NA	NA	NA	NA
Manganese, Dissolved	µg/L	50	NA	NA	NA	NA	NA	NA	NA	NA	NA	NA	NA	NA	NA	NA	NA	NA	NA	NA	NA	NA	NA	NA	NA	NA	NA	NA	NA	NA	NA	NA	NA	NA	NA	NA
Manganese	µg/L	50	NA	NA	NA	NA	NA	NA	NA	NA	NA	NA	NA	NA	NA	NA	NA	NA	NA	NA	NA	NA	NA	NA	NA	NA	NA	NA	NA	NA	NA	NA	NA	NA	NA	NA

See Notes on Last Page.

Table 2
On-Site Groundwater Analytical Results
Ford Livonia Transmission Plant
36200 Plymouth Road
Livonia, Michigan

Location:			MW-47																MW-48																	
Screen Interval (ft. bgs):			16-21																17-22																	
Date:	Unit	EGLE Non-Residential Drinking Water Criteria	4/24/2017	7/31/2017	11/10/2017	5/10/2018	8/9/2018	10/25/2018	2/28/2019	6/12/2019	9/25/2019	11/6/2019	2/7/2020	5/21/2020	8/10/2020	11/3/2020	2/18/2021	5/5/2021	4/21/2017	8/1/2017	11/14/2017	2/12/2018	5/15/2018	8/6/2018	8/6/2018	10/25/2018	3/4/2019	6/13/2019	9/20/2019	11/6/2019	2/11/2020	5/26/2020	8/6/2020	10/30/2020	2/15/2021	5/5/2021
Semi-volatile Organic Compounds (SVOCs)																																				
1,4-Dioxane	µg/L	350	0.72 J	< 2.0 UB	0.52 J	< 2.0	< 2.0	< 2.0	< 2.0	< 2.0	< 2.0	< 2.0	< 2.0	< 2.0	0.91 J	< 2.0	< 2.0	< 2.0	< 2.0	9.5	2.1	7.7	12	6.2	NA	6.5	1.6 J	< 2.0	5.3	2.5	< 2.0	6.7	9.6	4.4	2.6	3.6 J
Volatile Organic Compounds (VOCs)																																				
1,1,1-Trichloroethane	µg/L	200	< 5.0	2.2 J	< 10	1.9 J	2.0	3.1 J	2.2 J	NA	NA	NA	NA	NA	NA	NA	NA	NA	< 1.0	< 1.0	< 1.0	< 1.0	< 1.0	< 1.0	NA	< 1.0	< 1.0	NA	NA	NA	NA	NA	NA	NA	NA	NA
1,1,2,2-Tetrachloroethane	µg/L	35	< 5.0	< 4.0	< 10	< 5.0 J	< 1.7	< 5.0	< 2.5	NA	NA	NA	NA	NA	NA	NA	NA	NA	< 1.0	< 1.0	< 1.0	< 1.0	< 1.0	< 1.0	NA	< 1.0	< 1.0 J	NA	NA	NA	NA	NA	NA	NA	NA	NA
1,1,2-trichloro-1,2,2-trifluoroethane	µg/L	170,000	< 5.0	< 4.0	< 10	< 5.0 J	< 1.7	< 5.0	< 2.5	NA	NA	NA	NA	NA	NA	NA	NA	NA	< 1.0	< 1.0	< 1.0	< 1.0	< 1.0	< 1.0	NA	< 1.0	< 1.0	NA	NA	NA	NA	NA	NA	NA	NA	NA
1,1,2-Trichloroethane	µg/L	5.0	< 5.0	< 4.0	< 10	< 5.0 J	< 1.7	< 5.0	< 2.5	NA	NA	NA	NA	NA	NA	NA	NA	NA	< 1.0	< 1.0	< 1.0	< 1.0	< 1.0	< 1.0	NA	< 1.0	< 1.0	NA	NA	NA	NA	NA	NA	NA	NA	NA
1,1-Dichloroethane	µg/L	2,500	3.7 J	3.5 J	4.6 J	2.9 J	4.0	5.1	4.0	NA	NA	NA	NA	NA	NA	NA	NA	NA	< 1.0	< 1.0	< 1.0	< 1.0	< 1.0	< 1.0	NA	< 1.0	< 1.0	NA	NA	NA	NA	NA	NA	NA	NA	NA
1,1-Dichloroethene	µg/L	7.0	< 5.0	< 4.0	< 10	< 5.0 J	0.43 J	< 5.0	< 2.5	< 4.0	0.59 J	0.42 J	< 2.5	< 2.0	< 4.0	< 4.0	< 4.0	< 4.0	< 1.0	< 1.0	< 1.0	< 1.0	< 1.0	< 1.0	NA	< 1.0	< 1.0	< 1.0	< 1.0	< 1.0	< 1.0	< 1.0	< 1.0	< 1.0	< 1.0	< 1.0
1,2,3-Trimethylbenzene	µg/L	NS	< 25	< 20	< 50	< 25 J	< 8.4	< 25	< 13	NA	NA	NA	NA	NA	NA	NA	NA	NA	< 5.0	< 5.0	< 5.0	< 5.0	< 5.0	< 5.0	NA	< 5.0	< 5.0	NA	NA	NA	NA	NA	NA	NA	NA	NA
1,2,4-Trichlorobenzene	µg/L	70	< 5.0	< 4.0	< 10	< 5.0 J	< 1.7	< 5.0	< 2.5	NA	NA	NA	NA	NA	NA	NA	NA	NA	< 1.0	< 1.0	< 1.0	< 1.0	< 1.0	< 1.0	NA	< 1.0	< 1.0	NA	NA	NA	NA	NA	NA	NA	NA	NA
1,2,4-Trimethylbenzene	µg/L	63	< 5.0	< 4.0	< 10	< 5.0 J	< 1.7	< 5.0	< 2.5	NA	NA	NA	NA	NA	NA	NA	NA	NA	< 1.0	< 1.0	< 1.0	< 1.0	< 1.0	< 1.0	NA	< 1.0	< 1.0	NA	NA	NA	NA	NA	NA	NA	NA	NA
1,2-Dibromo-3-chloropropane	µg/L	0.2	< 5.0	< 4.0	< 10	< 5.0 J	< 1.7	< 5.0	< 2.5	NA	NA	NA	NA	NA	NA	NA	NA	NA	< 1.0	< 1.0	< 1.0	< 1.0	< 1.0	< 1.0	NA	< 1.0	< 1.0 J	NA	NA	NA	NA	NA	NA	NA	NA	NA
1,2-Dibromoethane	µg/L	0.05	< 5.0	< 4.0	< 10	< 5.0 J	< 1.7	< 5.0	< 2.5	NA	NA	NA	NA	NA	NA	NA	NA	NA	< 1.0	< 1.0	< 1.0	< 1.0	< 1.0	< 1.0	NA	< 1.0	< 1.0 J	NA	NA	NA	NA	NA	NA	NA	NA	NA
1,2-Dichlorobenzene	µg/L	600	< 5.0	< 4.0	< 10	< 5.0 J	< 1.7	< 5.0	< 2.5	NA	NA	NA	NA	NA	NA	NA	NA	NA	< 1.0	< 1.0	< 1.0	< 1.0	< 1.0	< 1.0	NA	< 1.0	< 1.0	NA	NA	NA	NA	NA	NA	NA	NA	NA
1,2-Dichloroethane	µg/L	5.0	< 5.0	< 4.0	< 10	< 5.0 J	< 1.7	< 5.0	< 2.5	NA	NA	NA	NA	NA	NA	NA	NA	NA	< 1.0	< 1.0	< 1.0	< 1.0	< 1.0	< 1.0	NA	< 1.0	< 1.0	NA	NA	NA	NA	NA	NA	NA	NA	NA
1,2-Dichloropropane	µg/L	5.0	< 5.0	< 4.0	< 10	< 5.0 J	< 1.7	< 5.0	< 2.5	NA	NA	NA	NA	NA	NA	NA	NA	NA	< 1.0	< 1.0	< 1.0	< 1.0	< 1.0	< 1.0	NA	< 1.0	< 1.0	NA	NA	NA	NA	NA	NA	NA	NA	NA
1,3,5-Trimethylbenzene	µg/L	72	< 5.0	< 4.0	< 10	< 5.0 J	< 1.7	< 5.0	< 2.5	NA	NA	NA	NA	NA	NA	NA	NA	NA	< 1.0	< 1.0	< 1.0	< 1.0	< 1.0	< 1.0	NA	< 1.0	< 1.0	NA	NA	NA	NA	NA	NA	NA	NA	NA
1,3-Dichlorobenzene	µg/L	19	< 5.0	< 4.0	< 10	< 5.0 J	< 1.7	< 5.0	< 2.5	NA	NA	NA	NA	NA	NA	NA	NA	NA	< 1.0	< 1.0	< 1.0	< 1.0	< 1.0	< 1.0	NA	0.27 J	< 1.0	NA	NA	NA	NA	NA	NA	NA	NA	NA
1,4-Dichlorobenzene	µg/L	75	< 5.0	< 4.0	< 10	< 5.0 J	< 1.7	< 5.0	< 2.5	NA	NA	NA	NA	NA	NA	NA	NA	NA	< 1.0	< 1.0	< 1.0	< 1.0	< 1.0	< 1.0	NA	< 1.0	< 1.0	NA	NA	NA	NA	NA	NA	NA	NA	NA
2-Butanone (MEK)	µg/L	38,000	< 50	< 40	< 100	< 50 J	< 17	< 50	< 25	NA	NA	NA	NA	NA	NA	NA	NA	NA	< 10	< 10	< 10	< 10	< 10	< 10	NA	< 10	1.5 J	NA	NA	NA	NA	NA	NA	NA	NA	NA
2-Methylnaphthalene	µg/L	750	NA	NA	NA	NA	NA	NA	NA	NA	NA	NA	NA	NA	NA	NA	NA	NA	NA	NA	NA	NA	NA	NA	NA	NA	NA	NA	NA	NA	NA	NA	NA	NA	NA	NA
4-Methyl-2-Pentanone (MIBK)	µg/L	5,200	< 50	< 40	< 100	< 50 J	< 17	< 50	< 25	NA	NA	NA	NA	NA	NA	NA	NA	NA	< 10	< 10	< 10	< 10	< 10	< 10	NA	< 10	< 10 J	NA	NA	NA	NA	NA	NA	NA	NA	NA
Acetone	µg/L	2,100	< 50	< 40	< 100	< 50 J	< 17	< 50	< 25	NA	NA	NA	NA	NA	NA	NA	NA	NA	< 10	< 10	5.1 J	< 10	< 10 UB	< 10	NA	< 10	8.4 J	NA	NA	NA	NA	NA	NA	NA	NA	NA
Benzene	µg/L	5.0	< 5.0	< 4.0	< 10	< 5.0 J	< 1.7	< 5.0	< 2.5	NA	NA	NA	NA	NA	NA	NA	NA	NA	< 1.0	< 1.0	< 1.0	< 1.0	< 1.0	< 1.0	NA	< 1.0	< 1.0	NA	NA	NA	NA	NA	NA	NA	NA	NA
Bromodichloromethane	µg/L	80	< 5.0	< 4.0	< 10	< 5.0 J	< 1.7	< 5.0	< 2.5	NA	NA	NA	NA	NA	NA	NA	NA	NA	< 1.0	< 1.0	< 1.0	< 1.0	< 1.0	< 1.0	NA	< 1.0	< 1.0	NA	NA	NA	NA	NA	NA	NA	NA	NA
Bromoform	µg/L	80	< 5.0	< 4.0	< 10	< 5.0 J	< 1.7	< 5.0	< 2.5	NA	NA	NA	NA	NA	NA	NA	NA	NA	< 1.0	< 1.0	< 1.0	< 1.0	< 1.0	< 1.0	NA	< 1.0	< 1.0 J	NA	NA	NA	NA	NA	NA	NA	NA	NA
Bromomethane	µg/L	29	< 5.0	< 4.0	< 10	< 5.0 J	< 1.7	< 5.0	< 2.5	NA	NA	NA	NA	NA	NA	NA	NA	NA	< 1.0	< 1.0	< 1.0	< 1.0	< 1.0	< 1.0	NA	< 1.0	< 1.0 J	NA	NA	NA	NA	NA	NA	NA	NA	NA
Carbon Disulfide	µg/L	2,300	< 25	< 20	< 50	< 25 J	< 8.4	< 25	< 13	NA	NA	NA	NA	NA	NA	NA	NA	NA	< 5.0	< 5.0	< 5.0	< 5.0	< 5.0	< 5.0	NA	< 5.0	< 5.0 J	NA	NA	NA	NA	NA	NA	NA	NA	NA
Carbon Tetrachloride	µg/L	5.0	< 5.0	< 4.0	< 10	< 5.0 J	< 1.7	< 5.0	< 2.5	NA	NA	NA	NA	NA	NA	NA	NA	NA	< 1.0	< 1.0	< 1.0	< 1.0	< 1.0	< 1.0	NA	< 1.0	< 1.0	NA	NA	NA	NA	NA	NA	NA	NA	NA
Trichlorofluoromethane (CFC-11)	µg/L	7,300	< 5.0	< 4.0	< 10	< 5.0 J	< 1.7	< 5.0	< 2.5	NA	NA	NA	NA	NA	NA	NA	NA	NA	< 1.0	< 1.0	< 1.0	< 1.0	< 1.0	< 1.0	NA	< 1.0	< 1.0	NA	NA	NA	NA	NA	NA	NA	NA	NA
Dichlorodifluoromethane (CFC-12)	µg/L	4,800	< 5.0	< 4.0	< 10	< 5.0 J	< 1.7	< 5.0	< 2.5	NA	NA	NA	NA	NA	NA	NA	NA	NA	< 1.0	< 1.0	< 1.0	< 1.0	< 1.0	< 1.0	NA	< 1.0	< 1.0	NA	NA	NA	NA	NA	NA	NA	NA	NA
Chlorobenzene	µg/L	100	< 5.0	< 4.0	< 10	< 5.0 J	< 1.7	< 5.0	< 2.5	NA	NA	NA	NA	NA	NA	NA	NA	NA	< 1.0	< 1.0	< 1.0	< 1.0	< 1.0	< 1.0	NA	< 1.0	< 1.0	NA	NA	NA	NA	NA	NA	NA	NA	NA
Chlorodibromomethane	µg/L	80	< 5.0	< 4.0	< 10	< 5.0 J	< 1.7	< 5.0	< 2.5	NA	NA	NA	NA	NA	NA	NA	NA	NA	< 1.0	< 1.0	< 1.0	< 1.0	< 1.0	< 1.0	NA	< 1.0	< 1.0 J	NA	NA	NA	NA	NA	NA	NA	NA	NA
Chloroethane	µg/L	1,700	< 5.0	< 4.0	< 10	< 5.0 J	< 1.7	< 5.0	< 2.5	NA	NA	NA	NA	NA	NA	NA	NA	NA	< 1.0	< 1.0	< 1.0	< 1.0	< 1.0	< 1.0	NA	< 1.0	< 1.0 J	NA	NA	NA	NA	NA	NA	NA	NA	NA
Chloroform	µg/L	80	< 5.0	< 4.0	< 10	< 5.0 J	< 1.7	< 5.0	< 2.5	NA	NA	NA	NA	NA	NA	NA	NA	NA	< 1.0	< 1.0	< 1.0	< 1.0	< 1.0	< 1.0	NA	< 1.0	< 1.0	NA	NA	NA	NA	NA	NA	NA	NA	NA
Chloromethane	µg/L	1,100	< 5.0	< 4.0	< 10	< 5.0 J	< 1.7	< 5.0	< 2.5	NA	NA	NA	NA	NA	NA	NA	NA	NA	< 1.0	< 1.0	< 1.0	< 1.0	< 1.0	< 1.0	NA	< 1.0	< 1.0	NA	NA	NA	NA	NA	NA	NA	NA	NA
cis-1,2-Dichloroethene	µg/L	70	69	69	**79**	49 J	55	48	32	25	32	28	22	16	14	13	9.6	4.0	< 1.0	< 1.0	< 1.0	< 1.0	< 1.0	< 1.0	NA	< 1.0	< 1.0	< 1.0	< 1.0	< 1.0	< 1.0	< 1.0	< 1.0	< 1.0	< 1.0	< 1.0
cis-1,3-Dichloropropene	µg/L	NS	< 5.0	< 4.0	< 10	< 5.0 J	< 1.7	< 5.0	< 2.5	NA	NA	NA	NA	NA	NA	NA	NA	NA	< 1.0	< 1.0	< 1.0	< 1.0	< 1.0	< 1.0	NA	< 1.0	< 1.0 J	NA	NA	NA	NA	NA	NA	NA	NA	NA
Cyclohexane	µg/L	NS	< 5.0	< 4.0	< 10	< 5.0 J	< 1.7	< 5.0	< 2.5	NA	NA	NA	NA	NA	NA	NA	NA	NA	< 1.0	< 1.0	< 1.0	< 1.0	< 1.0	< 1.0	NA	< 1.0	< 1.0	NA	NA	NA	NA	NA	NA	NA	NA	NA
Dichloromethane	µg/L	5.0	< 25 UB	< 20	< 50	< 25 J	< 8.4	< 25	< 13	NA	NA	NA	NA	NA	NA	NA	NA	NA	< 5.0	< 5.0	< 5.0	< 5.0	< 5.0	< 5.0	NA	< 5.0	< 5.0	NA	NA	NA	NA	NA	NA	NA	NA	NA
Diethyl ether	µg/L	10	< 10	< 8.0	< 20	< 10 J	< 3.3	< 10	< 5.0	NA	NA	NA	NA	NA	NA	NA	NA	NA	< 2.0	< 2.0	< 2.0	< 2.0	< 2.0	< 2.0	NA	< 2.0	< 2.0 J	NA	NA	NA	NA	NA	NA	NA	NA	NA
Ethylbenzene	µg/L	74	< 5.0	< 4.0	< 10	< 5.0 J	< 1.7	< 5.0	< 2.5	NA	NA	NA	NA	NA	NA	NA	NA	NA	< 1.0	< 1.0	< 1.0	< 1.0	< 1.0	< 1.0	NA	< 1.0	< 1.0	NA	NA	NA	NA	NA	NA	NA	NA	NA
Isopropylbenzene	µg/L	2,300	< 5.0	< 4.0	< 10	< 5.0 J	< 1.7	< 5.0	< 2.5	NA	NA	NA	NA	NA	NA	NA	NA	NA	< 1.0	< 1.0	< 1.0	< 1.0	< 1.0	< 1.0	NA	< 1.0	< 1.0	NA	NA	NA	NA	NA	NA	NA	NA	NA
Methyl Acetate	µg/L	NS	< 50	< 40	< 100	< 50 J	< 17	< 50	< 25	NA	NA	NA	NA	NA	NA	NA	NA	NA	< 10	< 10	< 10	< 10	< 10	< 10	NA	< 10	< 10 J	NA	NA	NA	NA	NA	NA	NA	NA	NA
Methyl N-Butyl Ketone (2-Hexanone)	µg/L	2,900	< 50	< 40	< 100	< 50 J	< 17	< 50	< 25	NA	NA	NA	NA	NA	NA	NA	NA	NA	< 10	< 10	< 10	< 10	< 10	< 10	NA	< 10	< 10 J	NA	NA	NA	NA	NA	NA	NA	NA	NA
Methylcyclohexane	µg/L	NS	< 5.0	< 4.0	< 10	< 5.0 J	< 1.7	< 5.0	< 2.5	NA	NA	NA	NA	NA	NA	NA	NA	NA	< 1.0	< 1.0	< 1.0	< 1.0	< 1.0	< 1.0	NA	< 1.0	< 1.0	NA	NA	NA	NA	NA	NA	NA	NA	NA

See Notes on Last Page.

Table 2
On-Site Groundwater Analytical Results
Ford Livonia Transmission Plant
36200 Plymouth Road
Livonia, Michigan

Location:		EGLE Non-Residential Drinking Water Criteria	MW-47																MW-48																	
Screen Interval (ft. bgs):			16-21																17-22																	
Date:	Unit		4/24/2017	7/31/2017	11/10/2017	5/10/2018	8/9/2018	10/25/2018	2/28/2019	6/12/2019	9/25/2019	11/6/2019	2/7/2020	5/21/2020	8/10/2020	11/3/2020	2/18/2021	5/5/2021	4/21/2017	8/1/2017	11/14/2017	2/12/2018	5/15/2018	8/6/2018	8/6/2018	10/25/2018	3/4/2019	6/13/2019	9/20/2019	11/6/2019	2/11/2020	5/26/2020	8/6/2020	10/30/2020	2/15/2021	5/5/2021
Methyl-tert-butyl ether	µg/L	40	< 5.0	< 4.0	< 10	< 5.0 J	< 1.7	< 5.0	< 2.5	NA	NA	NA	NA	NA	NA	NA	NA	NA	< 1.0	< 1.0	< 1.0	< 1.0	< 1.0 J	< 1.0	NA	< 1.0	< 1.0 J	NA	NA	NA	NA	NA	NA	NA	NA	NA	NA
Naphthalene	µg/L	1,500	NA	NA	NA	NA	NA	NA	NA	NA	NA	NA	NA	NA	NA	NA	NA	NA	NA	NA	NA	NA	NA	NA	NA	NA	NA	NA	NA	NA	NA	NA	NA	NA	NA	NA
Styrene (Monomer)	µg/L	100	< 5.0	< 4.0	< 10	< 5.0 J	< 1.7	< 5.0	< 2.5	NA	NA	NA	NA	NA	NA	NA	NA	NA	< 1.0	< 1.0	< 1.0	< 1.0	< 1.0	< 1.0	NA	< 1.0	< 1.0	NA	NA	NA	NA	NA	NA	NA	NA	NA
Tetrachloroethene	µg/L	5.0	< 5.0	< 4.0	< 10	< 5.0 J	< 1.7	< 5.0	< 2.5	< 4.0	< 1.0	< 1.0	< 2.5	< 2.0	< 4.0	< 4.0	< 4.0	< 4.0	< 1.0	< 1.0	< 1.0	< 1.0	< 1.0	< 1.0	NA	< 1.0	< 1.0	< 1.0	< 1.0	< 1.0	< 1.0	< 1.0	< 1.0	< 1.0	< 1.0	< 1.0
Toluene	µg/L	790	< 5.0	< 4.0	< 10	< 5.0 J	< 1.7	< 5.0	< 2.5	NA	NA	NA	NA	NA	NA	NA	NA	NA	< 1.0	< 1.0	< 1.0	< 1.0	< 1.0	< 1.0	NA	< 1.0	< 1.0	NA	NA	NA	NA	NA	NA	NA	NA	NA
Total Xylenes	µg/L	280	< 10	< 8.0	< 20	< 10 J	< 3.3	< 10	< 5.0	NA	NA	NA	NA	NA	NA	NA	NA	NA	< 2.0	< 2.0	< 2.0	< 2.0	< 2.0	< 2.0	NA	< 2.0	< 2.0	NA	NA	NA	NA	NA	NA	NA	NA	NA
trans-1,2-Dichloroethene	µg/L	100	7.1	8.6	9.3 J	6.5 J	7.2	7.1	5.4	5.3	5.6	5.2	4.5	3.7	3.4 J	2.6 J	2.3 J	1.7 J	< 1.0	< 1.0	< 1.0	< 1.0	< 1.0	< 1.0	NA	< 1.0	< 1.0	< 1.0	< 1.0	< 1.0	< 1.0	< 1.0	< 1.0	< 1.0	< 1.0	< 1.0
trans-1,3-Dichloropropene	µg/L	NS	< 5.0	< 4.0	< 10	< 5.0 J	< 1.7	< 5.0	< 2.5	NA	NA	NA	NA	NA	NA	NA	NA	NA	< 1.0	< 1.0	< 1.0	< 1.0	< 1.0	< 1.0	NA	< 1.0	< 1.0	NA	NA	NA	NA	NA	NA	NA	NA	NA
Trichloroethene	µg/L	5.0	< 5.0	< 4.0	< 10	< 5.0 J	< 1.7	< 5.0	< 2.5	< 4.0	< 1.0	< 1.0	< 2.5	< 2.0	< 4.0	< 4.0	< 4.0	< 4.0	< 1.0	< 1.0	< 1.0	< 1.0	< 1.0	< 1.0	NA	< 1.0	< 1.0	< 1.0	< 1.0	< 1.0	< 1.0	< 1.0	< 1.0	< 1.0	< 1.0	< 1.0
Vinyl chloride	µg/L	2.0	**120**	**110**	**220**	**88 J**	**59**	**100**	**44**	**120**	**94**	**96**	**74**	**85**	**100**	**130 J**	**110**	**120**	0.85 J	**11**	**5.2**	**3.8**	**7.4**	**5.3**	NA	**6.6**	0.24 J	< 1.0	1.6	0.57 J	< 1.0	1.8	**2.8**	0.27 J	1.7	0.22 J
Gases																																				
Ethane	µg/L	NS	NA	NA	NA	NA	NA	NA	NA	NA	NA	NA	NA	NA	NA	NA	NA	NA	NA	NA	NA	NA	NA	NA	NA	NA	NA	NA	NA	NA	NA	NA	NA	NA	NA	NA
Ethene	µg/L	NS	NA	NA	NA	NA	NA	NA	NA	NA	NA	NA	NA	NA	NA	NA	NA	NA	NA	NA	NA	NA	NA	NA	NA	NA	NA	NA	NA	NA	NA	NA	NA	NA	NA	NA
Methane	µg/L	NS	NA	NA	NA	NA	NA	NA	NA	NA	NA	NA	NA	NA	NA	NA	NA	NA	NA	NA	NA	NA	NA	6,000	NA	NA	NA	NA	NA	NA	NA	NA	NA	NA	NA	NA	NA
Other																																				
Carbon	mg/L	NS	NA	NA	NA	NA	NA	NA	NA	NA	NA	NA	NA	NA	NA	NA	NA	NA	NA	NA	NA	NA	NA	NA	NA	NA	NA	NA	NA	NA	NA	NA	NA	NA	NA	NA
Nitrate-N	mg/L	10	NA	NA	NA	NA	NA	NA	NA	NA	NA	NA	NA	NA	NA	NA	NA	NA	NA	NA	NA	NA	NA	NA	NA	NA	NA	NA	NA	NA	NA	NA	NA	NA	NA	NA
Sulfate	mg/L	250	NA	NA	NA	NA	NA	NA	NA	NA	NA	NA	NA	NA	NA	NA	NA	NA	NA	NA	NA	NA	NA	NA	NA	NA	NA	NA	NA	NA	NA	NA	NA	NA	NA	NA
Total Organic Carbon	mg/L	NS	NA	NA	NA	NA	NA	NA	NA	NA	NA	NA	NA	NA	NA	NA	NA	NA	NA	NA	NA	NA	NA	NA	NA	NA	NA	NA	NA	NA	NA	NA	NA	NA	NA	NA
Metals																																				
Iron, Dissolved	µg/L	300	NA	NA	NA	NA	NA	NA	NA	NA	NA	NA	NA	NA	NA	NA	NA	NA	NA	NA	NA	NA	NA	NA	NA	NA	NA	NA	NA	NA	NA	NA	NA	NA	NA	NA
Iron	µg/L	300	NA	NA	NA	NA	NA	NA	NA	NA	NA	NA	NA	NA	NA	NA	NA	NA	NA	NA	NA	NA	NA	NA	NA	NA	NA	NA	NA	NA	NA	NA	NA	NA	NA	NA
Manganese, Dissolved	µg/L	50	NA	NA	NA	NA	NA	NA	NA	NA	NA	NA	NA	NA	NA	NA	NA	NA	NA	NA	NA	NA	NA	NA	NA	NA	NA	NA	NA	NA	NA	NA	NA	NA	NA	NA
Manganese	µg/L	50	NA	NA	NA	NA	NA	NA	NA	NA	NA	NA	NA	NA	NA	NA	NA	NA	NA	NA	NA	NA	NA	NA	NA	NA	NA	NA	NA	NA	NA	NA	NA	NA	NA	NA

See Notes on Last Page.

Table 2
On-Site Groundwater Analytical Results
Ford Livonia Transmission Plant
36200 Plymouth Road
Livonia, Michigan

Location:		EGLE Non-Residential Drinking Water Criteria	MW-49																MW-50																
Screen Interval (ft. bgs):			12.5-17.5																16-21																
Date:	Unit		4/21/2017	7/28/2017	2/13/2018	5/11/2018	8/14/2018	10/30/2018	2/27/2019	6/11/2019	9/27/2019	11/13/2019	2/13/2020	5/27/2020	8/5/2020	11/11/2020	2/19/2021	5/7/2021	4/21/2017	7/31/2017	11/13/2017	2/12/2018	5/9/2018	8/6/2018	10/24/2018	2/27/2019	6/12/2019	9/20/2019	11/5/2019	2/11/2020	5/26/2020	8/6/2020	11/2/2020	2/11/2021	5/7/2021
Semi-volatile Organic Compounds (SVOCs)																																			
1,4-Dioxane	µg/L	350	12	9.4	7.0	5.5	5.0	5.4	8.1	6.1	8.9	15	7.3	5.8	4.7	58	60	54	1.5 J	2.2	0.68 J	0.78 J	2.8	1.7 J	2.8	3.6	3.3	3.1	2.0	1.7 J	2.9	2.5	1.9 J	1.3 J	1.7 J
Volatile Organic Compounds (VOCs)																																			
1,1,1-Trichloroethane	µg/L	200	< 2,000	< 1,000	< 1,700	< 1,700	< 500	< 1,000	< 2,500	NA	NA	NA	NA	NA	NA	NA	NA	NA	< 5.0	< 4.0	< 5.0	< 5.0	< 5.0	< 1.0	< 5.0	< 6.7	NA	NA	NA	NA	NA	NA	NA	NA	NA
1,1,2,2-Tetrachloroethane	µg/L	35	< 2,000	< 1,000	< 1,700	< 1,700	< 500	< 1,000	< 2,500 J	NA	NA	NA	NA	NA	NA	NA	NA	NA	< 5.0	< 4.0	< 5.0	< 5.0	< 5.0	< 1.0	< 5.0	< 6.7	NA	NA	NA	NA	NA	NA	NA	NA	NA
1,1,2-trichloro-1,2,2-trifluoroethane	µg/L	170,000	< 2,000	< 1,000	< 1,700	< 1,700	< 500	< 1,000	< 2,500	NA	NA	NA	NA	NA	NA	NA	NA	NA	< 5.0	< 4.0	< 5.0	< 5.0	< 5.0	< 1.0	< 5.0	< 6.7	NA	NA	NA	NA	NA	NA	NA	NA	NA
1,1,2-Trichloroethane	µg/L	5.0	< 2,000	< 1,000	< 1,700	< 1,700	< 500	< 1,000	< 2,500	NA	NA	NA	NA	NA	NA	NA	NA	NA	< 5.0	< 4.0	< 5.0	< 5.0	< 5.0	< 1.0	< 5.0	< 6.7	NA	NA	NA	NA	NA	NA	NA	NA	NA
1,1-Dichloroethane	µg/L	2,500	< 2,000	< 1,000	< 1,700	< 1,700	< 500	< 1,000	< 2,500	NA	NA	NA	NA	NA	NA	NA	NA	NA	< 5.0	< 4.0	< 5.0	< 5.0	< 5.0	0.48 J	< 5.0	< 6.7	NA	NA	NA	NA	NA	NA	NA	NA	NA
1,1-Dichloroethene	µg/L	7.0	< 2,000	< 1,000	< 1,700	< 1,700	< 500	< 1,000	< 2,500	< 710	< 2,500	**48 J**	< 1,000	< 1,000	< 1,000	< 1,000	< 500	< 1,300	< 5.0	< 4.0	< 5.0	< 5.0	< 5.0	0.26 J	< 5.0	< 6.7	< 1.0	< 1.0	< 1.0	< 5.0	< 10	< 10	< 3.3	< 10	< 10
1,2,3-Trimethylbenzene	µg/L	NS	< 10,000	< 5,000	< 8,300	< 8,300	< 2,500	< 5,000	< 13,000	NA	NA	NA	NA	NA	NA	NA	NA	NA	< 25	< 20	< 25	< 25	< 25	< 5.0	< 25	< 33	NA	NA	NA	NA	NA	NA	NA	NA	NA
1,2,4-Trichlorobenzene	µg/L	70	< 2,000	< 1,000	< 1,700	< 1,700	< 500	< 1,000	< 2,500	NA	NA	NA	NA	NA	NA	NA	NA	NA	< 5.0	< 4.0	< 5.0	< 5.0	< 5.0	< 1.0	< 5.0	< 6.7	NA	NA	NA	NA	NA	NA	NA	NA	NA
1,2,4-Trimethylbenzene	µg/L	63	< 2,000	< 1,000	< 1,700	< 1,700	< 500	< 1,000	< 2,500	NA	NA	NA	NA	NA	NA	NA	NA	NA	< 5.0	< 4.0	< 5.0	< 5.0	< 5.0	< 1.0	< 5.0	< 6.7	NA	NA	NA	NA	NA	NA	NA	NA	NA
1,2-Dibromo-3-chloropropane	µg/L	0.2	< 2,000	< 1,000	< 1,700	< 1,700	< 500	< 1,000	< 2,500 J	NA	NA	NA	NA	NA	NA	NA	NA	NA	< 5.0	< 4.0	< 5.0	< 5.0	< 5.0	< 1.0	< 5.0	< 6.7	NA	NA	NA	NA	NA	NA	NA	NA	NA
1,2-Dibromoethane	µg/L	0.05	< 2,000	< 1,000	< 1,700	< 1,700	< 500	< 1,000	< 2,500 J	NA	NA	NA	NA	NA	NA	NA	NA	NA	< 5.0	< 4.0	< 5.0	< 5.0	< 5.0	< 1.0	< 5.0	< 6.7	NA	NA	NA	NA	NA	NA	NA	NA	NA
1,2-Dichlorobenzene	µg/L	600	< 2,000	< 1,000	< 1,700	< 1,700	< 500	< 1,000	< 2,500	NA	NA	NA	NA	NA	NA	NA	NA	NA	< 5.0	< 4.0	< 5.0	< 5.0	< 5.0	< 1.0	< 5.0	< 6.7	NA	NA	NA	NA	NA	NA	NA	NA	NA
1,2-Dichloroethane	µg/L	5.0	< 2,000	< 1,000	< 1,700	< 1,700	< 500	< 1,000	< 2,500	NA	NA	NA	NA	NA	NA	NA	NA	NA	< 5.0	< 4.0	< 5.0	< 5.0	< 5.0	< 1.0	< 5.0	< 6.7	NA	NA	NA	NA	NA	NA	NA	NA	NA
1,2-Dichloropropane	µg/L	5.0	< 2,000	< 1,000	< 1,700	< 1,700	< 500	< 1,000	< 2,500	NA	NA	NA	NA	NA	NA	NA	NA	NA	< 5.0	< 4.0	< 5.0	< 5.0	< 5.0	< 1.0	< 5.0	< 6.7	NA	NA	NA	NA	NA	NA	NA	NA	NA
1,3,5-Trimethylbenzene	µg/L	72	< 2,000	< 1,000	< 1,700	< 1,700	< 500	< 1,000	< 2,500	NA	NA	NA	NA	NA	NA	NA	NA	NA	< 5.0	< 4.0	< 5.0	< 5.0	< 5.0	< 1.0	< 5.0	< 6.7	NA	NA	NA	NA	NA	NA	NA	NA	NA
1,3-Dichlorobenzene	µg/L	19	< 2,000	< 1,000	< 1,700	< 1,700	< 500	< 1,000	< 2,500	NA	NA	NA	NA	NA	NA	NA	NA	NA	< 5.0	< 4.0	< 5.0	< 5.0	< 5.0	< 1.0	< 5.0	< 6.7	NA	NA	NA	NA	NA	NA	NA	NA	NA
1,4-Dichlorobenzene	µg/L	75	< 2,000	< 1,000	< 1,700	< 1,700	< 500	< 1,000	< 2,500	NA	NA	NA	NA	NA	NA	NA	NA	NA	< 5.0	< 4.0	< 5.0	< 5.0	< 5.0	< 1.0	< 5.0	< 6.7	NA	NA	NA	NA	NA	NA	NA	NA	NA
2-Butanone (MEK)	µg/L	38,000	< 20,000	< 10,000	< 17,000	< 17,000	< 5,000	< 10,000	< 25,000 J	NA	NA	NA	NA	NA	NA	NA	NA	NA	< 50	< 40	< 50	< 50	< 50	< 10	< 50	< 67	NA	NA	NA	NA	NA	NA	NA	NA	NA
2-Methylnaphthalene	µg/L	750	NA	NA	NA	NA	NA	NA	NA	NA	NA	NA	NA	NA	NA	NA	NA	NA	NA	NA	NA	NA	NA	NA	NA	NA	NA	NA	NA	NA	NA	NA	NA	NA	NA
4-Methyl-2-Pentanone (MIBK)	µg/L	5,200	< 20,000	< 10,000	< 17,000	< 17,000	< 5,000	< 10,000	< 25,000 J	NA	NA	NA	NA	NA	NA	NA	NA	NA	< 50	< 40	< 50	< 50	< 50	< 10	< 50	< 67	NA	NA	NA	NA	NA	NA	NA	NA	NA
Acetone	µg/L	2,100	< 20,000	< 10,000	< 17,000	< 17,000 UB	< 5,000	< 10,000	< 25,000	NA	NA	NA	NA	NA	NA	NA	NA	NA	< 50	< 40	< 50	< 50	< 50	< 10	< 50	< 67	NA	NA	NA	NA	NA	NA	NA	NA	NA
Benzene	µg/L	5.0	< 2,000	< 1,000	< 1,700	< 1,700	< 500	< 1,000	< 2,500	NA	NA	NA	NA	NA	NA	NA	NA	NA	< 5.0	< 4.0	< 5.0	< 5.0	< 5.0	< 1.0	< 5.0	< 6.7	NA	NA	NA	NA	NA	NA	NA	NA	NA
Bromodichloromethane	µg/L	80	< 2,000	< 1,000	< 1,700	< 1,700	< 500	< 1,000	< 2,500	NA	NA	NA	NA	NA	NA	NA	NA	NA	< 5.0	< 4.0	< 5.0	< 5.0	< 5.0	< 1.0	< 5.0	< 6.7	NA	NA	NA	NA	NA	NA	NA	NA	NA
Bromoform	µg/L	80	< 2,000	< 1,000	< 1,700	< 1,700	< 500	< 1,000	< 2,500 J	NA	NA	NA	NA	NA	NA	NA	NA	NA	< 5.0	< 4.0	< 5.0	< 5.0	< 5.0	< 1.0	< 5.0	< 6.7	NA	NA	NA	NA	NA	NA	NA	NA	NA
Bromomethane	µg/L	29	< 2,000	< 1,000	< 1,700	< 1,700	< 500	< 1,000	< 2,500	NA	NA	NA	NA	NA	NA	NA	NA	NA	< 5.0	< 4.0	< 5.0	< 5.0	< 5.0	< 1.0	< 5.0	< 6.7	NA	NA	NA	NA	NA	NA	NA	NA	NA
Carbon Disulfide	µg/L	2,300	< 10,000	< 5,000	< 8,300	< 8,300	< 2,500	< 5,000	< 13,000	NA	NA	NA	NA	NA	NA	NA	NA	NA	< 25	< 20	< 25	< 25	< 25	< 5.0	< 25	< 33	NA	NA	NA	NA	NA	NA	NA	NA	NA
Carbon Tetrachloride	µg/L	5.0	< 2,000	< 1,000	< 1,700	< 1,700	< 500	< 1,000	< 2,500	NA	NA	NA	NA	NA	NA	NA	NA	NA	< 5.0	< 4.0	< 5.0	< 5.0	< 5.0	< 1.0	< 5.0	< 6.7	NA	NA	NA	NA	NA	NA	NA	NA	NA
Trichlorofluoromethane (CFC-11)	µg/L	7,300	< 2,000	< 1,000	< 1,700	< 1,700	< 500	< 1,000	< 2,500	NA	NA	NA	NA	NA	NA	NA	NA	NA	< 5.0	< 4.0	< 5.0	< 5.0	< 5.0	< 1.0	< 5.0	< 6.7	NA	NA	NA	NA	NA	NA	NA	NA	NA
Dichlorodifluoromethane (CFC-12)	µg/L	4,800	< 2,000	< 1,000	< 1,700	< 1,700	< 500	< 1,000	< 2,500	NA	NA	NA	NA	NA	NA	NA	NA	NA	< 5.0	< 4.0	< 5.0	< 5.0	< 5.0	< 1.0	< 5.0	< 6.7	NA	NA	NA	NA	NA	NA	NA	NA	NA
Chlorobenzene	µg/L	100	< 2,000	< 1,000	< 1,700	< 1,700	< 500	< 1,000	< 2,500	NA	NA	NA	NA	NA	NA	NA	NA	NA	< 5.0	< 4.0	< 5.0	< 5.0	< 5.0	< 1.0	< 5.0	< 6.7	NA	NA	NA	NA	NA	NA	NA	NA	NA
Chlorodibromomethane	µg/L	80	< 2,000	< 1,000	< 1,700	< 1,700	< 500	< 1,000	< 2,500 J	NA	NA	NA	NA	NA	NA	NA	NA	NA	< 5.0	< 4.0	< 5.0	< 5.0	< 5.0	< 1.0	< 5.0	< 6.7	NA	NA	NA	NA	NA	NA	NA	NA	NA
Chloroethane	µg/L	1,700	< 2,000	< 1,000	< 1,700	< 1,700	< 500	< 1,000	< 2,500	NA	NA	NA	NA	NA	NA	NA	NA	NA	< 5.0	< 4.0	< 5.0	< 5.0	< 5.0	< 1.0	< 5.0	< 6.7	NA	NA	NA	NA	NA	NA	NA	NA	NA
Chloroform	µg/L	80	< 2,000	< 1,000	< 1,700	< 1,700	< 500	< 1,000	< 2,500	NA	NA	NA	NA	NA	NA	NA	NA	NA	< 5.0	< 4.0	< 5.0	< 5.0	< 5.0	< 1.0	< 5.0	< 6.7	NA	NA	NA	NA	NA	NA	NA	NA	NA
Chloromethane	µg/L	1,100	< 2,000	< 1,000	< 1,700	< 1,700	< 500	< 1,000	< 2,500	NA	NA	NA	NA	NA	NA	NA	NA	NA	< 5.0	< 4.0	< 5.0	< 5.0	< 5.0	< 1.0	< 5.0	< 6.7	NA	NA	NA	NA	NA	NA	NA	NA	NA
cis-1,2-Dichloroethene	µg/L	70	**43,000**	**29,000 J**	**20,000**	**17,000**	**15,000**	**22,000**	**37,000**	**19,000**	**28,000**	**23,000**	**18,000**	**26,000**	**13,000**	**38,000**	**50,000**	**42,000**	13	15	23	22	12	17	16	20	9.4	5.2	5.8	11	13	18	2.3 J	17	9.6 J
cis-1,3-Dichloropropene	µg/L	NS	< 2,000	< 1,000	< 1,700	< 1,700	< 500	< 1,000	< 2,500	NA	NA	NA	NA	NA	NA	NA	NA	NA	< 5.0	< 4.0	< 5.0	< 5.0	< 5.0	< 1.0	< 5.0	< 6.7	NA	NA	NA	NA	NA	NA	NA	NA	NA
Cyclohexane	µg/L	NS	< 2,000	< 1,000	< 1,700	< 1,700	< 500	< 1,000	< 2,500	NA	NA	NA	NA	NA	NA	NA	NA	NA	< 5.0	< 4.0	< 5.0	< 5.0	< 5.0	< 1.0	< 5.0	< 6.7	NA	NA	NA	NA	NA	NA	NA	NA	NA
Dichloromethane	µg/L	5.0	**1,100 J**	< 5,000	< 8,300	**940 J**	< 2,500	< 5,000	< 13,000	NA	NA	NA	NA	NA	NA	NA	NA	NA	< 25	< 20	< 25	3.5 J	< 25	< 5.0	< 25	< 33	NA	NA	NA	NA	NA	NA	NA	NA	NA
Diethyl ether	µg/L	10	< 4,000	< 2,000	< 3,300	< 3,300	< 1,000	< 2,000	< 5,000	NA	NA	NA	NA	NA	NA	NA	NA	NA	< 10	< 8.0	< 10	< 10	< 10	< 2.0	< 10	< 13	NA	NA	NA	NA	NA	NA	NA	NA	NA
Ethylbenzene	µg/L	74	< 2,000	< 1,000	< 1,700	< 1,700	< 500	< 1,000	< 2,500	NA	NA	NA	NA	NA	NA	NA	NA	NA	< 5.0	< 4.0	< 5.0	< 5.0	< 5.0	< 1.0	< 5.0	< 6.7	NA	NA	NA	NA	NA	NA	NA	NA	NA
Isopropylbenzene	µg/L	2,300	< 2,000	< 1,000	< 1,700	< 1,700	< 500	< 1,000	< 2,500	NA	NA	NA	NA	NA	NA	NA	NA	NA	< 5.0	< 4.0	< 5.0	< 5.0	< 5.0	< 1.0	< 5.0	< 6.7	NA	NA	NA	NA	NA	NA	NA	NA	NA
Methyl Acetate	µg/L	NS	< 20,000	< 10,000	< 17,000	< 17,000	< 5,000	< 10,000	< 25,000 J	NA	NA	NA	NA	NA	NA	NA	NA	NA	< 50	< 40	< 50	< 50	< 50	< 10	< 50	< 67	NA	NA	NA	NA	NA	NA	NA	NA	NA
Methyl N-Butyl Ketone (2-Hexanone)	µg/L	2,900	< 20,000	< 10,000	< 17,000	< 17,000	< 5,000	< 10,000	< 25,000 J	NA	NA	NA	NA	NA	NA	NA	NA	NA	< 50	< 40	< 50	< 50	< 50	< 10	< 50	< 67	NA	NA	NA	NA	NA	NA	NA	NA	NA
Methylcyclohexane	µg/L	NS	< 2,000	< 1,000	< 1,700	< 1,700	< 500	< 1,000	< 2,500	NA	NA	NA	NA	NA	NA	NA	NA	NA	< 5.0	< 4.0	< 5.0	< 5.0	< 5.0	< 1.0	< 5.0	< 6.7	NA	NA	NA	NA	NA	NA	NA	NA	NA

See Notes on Last Page.

Table 2
On-Site Groundwater Analytical Results
Ford Livonia Transmission Plant
36200 Plymouth Road
Livonia, Michigan

Location:		EGLE Non-Residential Drinking Water Criteria	MW-49																MW-50																	
Screen Interval (ft. bgs):			12.5-17.5																16-21																	
Date:	Unit		4/21/2017	7/28/2017	2/13/2018	5/11/2018	8/14/2018	10/30/2018	2/27/2019	6/11/2019	9/27/2019	11/13/2019	2/13/2020	5/27/2020	8/5/2020	11/11/2020	2/19/2021	5/7/2021	4/21/2017	7/31/2017	11/13/2017	2/12/2018	5/9/2018	8/6/2018	10/24/2018	2/27/2019	6/12/2019	9/20/2019	11/5/2019	2/11/2020	5/26/2020	8/6/2020	11/2/2020	2/11/2021	5/7/2021
Methyl-tert-butyl ether	µg/L	40	< 2,000	< 1,000	< 1,700	< 1,700	< 500	< 1,000	< 2,500	NA	NA	NA	NA	NA	NA	NA	NA	NA	< 5.0	< 4.0	< 5.0	< 5.0	< 5.0	< 1.0	< 5.0	< 6.7	NA	NA	NA	NA	NA	NA	NA	NA	NA	NA
Naphthalene	µg/L	1,500	NA	NA	NA	NA	NA	NA	NA	NA	NA	NA	NA	NA	NA	NA	NA	NA	NA	NA	NA	NA	NA	NA	NA	NA	NA	NA	NA	NA	NA	NA	NA	NA	NA	NA
Styrene (Monomer)	µg/L	100	< 2,000	< 1,000	< 1,700	< 1,700	< 500	< 1,000	< 2,500	NA	NA	NA	NA	NA	NA	NA	NA	NA	< 5.0	< 4.0	< 5.0	< 5.0	< 5.0	< 1.0	< 5.0	< 6.7	NA	NA	NA	NA	NA	NA	NA	NA	NA	NA
Tetrachloroethene	µg/L	5.0	< 2,000	< 1,000	< 1,700	< 1,700	< 500	< 1,000	< 2,500	< 710	< 2,500	< 50	< 1,000	< 1,000	< 1,000	< 1,000	< 500	< 1,300	< 5.0	< 4.0	< 5.0	< 5.0	< 5.0	< 1.0	< 5.0	< 6.7	< 1.0	< 1.0	< 1.0	< 5.0	< 10	< 10	< 3.3	< 10	< 10
Toluene	µg/L	790	< 2,000	< 1,000	< 1,700	< 1,700	< 500	< 1,000	< 2,500	NA	NA	NA	NA	NA	NA	NA	NA	NA	< 5.0	< 4.0	< 5.0	< 5.0	< 5.0	< 1.0	< 5.0	< 6.7	NA	NA	NA	NA	NA	NA	NA	NA	NA	NA
Total Xylenes	µg/L	280	< 4,000	< 2,000	< 3,300	< 3,300	< 1,000	< 2,000	< 5,000	NA	NA	NA	NA	NA	NA	NA	NA	NA	< 10	< 8.0	< 10	< 10	< 10	< 2.0	< 10	< 13	NA	NA	NA	NA	NA	NA	NA	NA	NA	NA
trans-1,2-Dichloroethene	µg/L	100	< 2,000	< 1,000	< 1,700	< 1,700	**110 J**	< 1,000	< 2,500	< 710	< 2,500	**150**	< 1,000	< 1,000	< 1,000	< 1,000	**210 J**	< 1,300	< 5.0	< 4.0	< 5.0	< 5.0	< 5.0	0.31 J	< 5.0	< 6.7	0.31 J	< 1.0	0.25 J	< 5.0	< 10	< 10	< 3.3	< 10	< 10
trans-1,3-Dichloropropene	µg/L	NS	< 2,000	< 1,000	< 1,700	< 1,700	< 500	< 1,000	< 2,500	NA	NA	NA	NA	NA	NA	NA	NA	NA	< 5.0	< 4.0	< 5.0	< 5.0	< 5.0	< 1.0	< 5.0	< 6.7	NA	NA	NA	NA	NA	NA	NA	NA	NA	NA
Trichloroethene	µg/L	5.0	< 2,000	< 1,000	< 1,700	< 1,700	< 500	< 1,000	< 2,500	< 710	< 2,500	< 50	< 1,000	< 1,000	< 1,000	< 1,000	< 500	< 1,300	< 5.0	< 4.0	< 5.0	< 5.0	< 5.0	< 1.0	< 5.0	< 6.7	< 1.0	< 1.0	< 1.0	< 5.0	< 10	< 10	< 3.3	< 10	< 10
Vinyl chloride	µg/L	2.0	**10,000**	**9,800**	**8,400**	**8,100**	**4,900**	**8,400**	**9,100**	**7,100**	**8,100**	**7,800**	**7,000**	**15,000**	**3,700**	**8,000**	**12,000**	**10,000**	**48**	**140**	**150**	**76**	**150**	**97**	**99**	**170**	**200**	**120**	**120**	**110**	**180**	**240**	**57**	**160**	**130**
Gases																																				
Ethane	µg/L	NS	NA	NA	NA	NA	NA	NA	NA	NA	NA	NA	NA	NA	NA	NA	NA	NA	NA	NA	NA	NA	NA	NA	NA	NA	NA	NA	NA	NA	NA	NA	NA	NA	NA	NA
Ethene	µg/L	NS	NA	NA	NA	NA	NA	NA	NA	NA	NA	NA	NA	NA	NA	NA	NA	NA	NA	NA	NA	NA	NA	NA	NA	NA	NA	NA	NA	NA	NA	NA	NA	NA	NA	NA
Methane	µg/L	NS	NA	NA	NA	NA	NA	NA	NA	NA	NA	NA	NA	NA	NA	NA	NA	NA	NA	NA	NA	NA	NA	NA	NA	NA	NA	NA	NA	NA	NA	NA	NA	NA	NA	NA
Other																																				
Carbon	mg/L	NS	NA	NA	NA	NA	NA	NA	NA	NA	NA	NA	NA	NA	NA	NA	NA	NA	NA	NA	NA	NA	NA	NA	NA	NA	NA	NA	NA	NA	NA	NA	NA	NA	NA	NA
Nitrate-N	mg/L	10	NA	NA	NA	NA	NA	NA	NA	NA	NA	NA	NA	NA	NA	NA	NA	NA	NA	NA	NA	NA	NA	NA	NA	NA	NA	NA	NA	NA	NA	NA	NA	NA	NA	NA
Sulfate	mg/L	250	NA	NA	NA	NA	NA	NA	NA	NA	NA	NA	NA	NA	NA	NA	NA	NA	NA	NA	NA	NA	NA	NA	NA	NA	NA	NA	NA	NA	NA	NA	NA	NA	NA	NA
Total Organic Carbon	mg/L	NS	NA	NA	NA	NA	NA	NA	NA	NA	NA	NA	NA	NA	NA	NA	NA	NA	NA	NA	NA	NA	NA	NA	NA	NA	NA	NA	NA	NA	NA	NA	NA	NA	NA	NA
Metals																																				
Iron, Dissolved	µg/L	300	NA	NA	NA	NA	NA	NA	NA	NA	NA	NA	NA	NA	NA	NA	NA	NA	NA	NA	NA	NA	NA	NA	NA	NA	NA	NA	NA	NA	NA	NA	NA	NA	NA	NA
Iron	µg/L	300	NA	NA	NA	NA	NA	NA	NA	NA	NA	NA	NA	NA	NA	NA	NA	NA	NA	NA	NA	NA	NA	NA	NA	NA	NA	NA	NA	NA	NA	NA	NA	NA	NA	NA
Manganese, Dissolved	µg/L	50	NA	NA	NA	NA	NA	NA	NA	NA	NA	NA	NA	NA	NA	NA	NA	NA	NA	NA	NA	NA	NA	NA	NA	NA	NA	NA	NA	NA	NA	NA	NA	NA	NA	NA
Manganese	µg/L	50	NA	NA	NA	NA	NA	NA	NA	NA	NA	NA	NA	NA	NA	NA	NA	NA	NA	NA	NA	NA	NA	NA	NA	NA	NA	NA	NA	NA	NA	NA	NA	NA	NA	NA

See Notes on Last Page.

Table 2
On-Site Groundwater Analytical Results
Ford Livonia Transmission Plant
36200 Plymouth Road
Livonia, Michigan

Location:			MW-51																MW-52																
Screen Interval (ft. bgs):			15-20																15-20																
Date:	Unit	EGLE Non-Residential Drinking Water Criteria	4/25/2017	8/3/2017	11/9/2017	2/8/2018	5/14/2018	8/6/2018	10/30/2018	3/1/2019	6/12/2019	9/24/2019	11/15/2019	2/4/2020	8/5/2020	11/5/2020	2/9/2021	5/6/2021	7/27/2017	11/10/2017	2/13/2018	5/9/2018	8/10/2018	10/31/2018	3/2/2019	6/15/2019	9/28/2019	11/23/2019	2/8/2020	5/30/2020	8/22/2020	11/14/2020	2/13/2021	5/15/2021
Semi-volatile Organic Compounds (SVOCs)																																			
1,4-Dioxane	µg/L	350	0.75 J	< 2.0 UB	1.1 J	1.1 J	0.49 J	1.6 J	2.5	1.5 J	2.2	3.2	2.1	1.9 J	1.6 J	2.6	1.5 J	1.9 J	1.3 J	0.68 J	1.2 J	0.30 J	1.8 J	2.7	1.9 J	1.2 J	1.1 J	0.64 J	1.5 J	< 2.0	1.4 J	< 2.0	< 2.0	< 2.0
Volatile Organic Compounds (VOCs)																																			
1,1,1-Trichloroethane	µg/L	200	< 1.0	< 1.0	< 1.0	< 1.0	< 1.0	< 1.0	< 1.0	< 1.0	NA	NA	NA	NA	NA	NA	NA	NA	< 1.0	< 1.0	< 1.0	< 1.0	< 1.0	< 1.0	< 1.0	NA	NA	NA	NA	NA	NA	NA	NA	NA
1,1,2,2-Tetrachloroethane	µg/L	35	< 1.0	< 1.0	< 1.0	< 1.0	< 1.0	< 1.0	< 1.0	< 1.0	NA	NA	NA	NA	NA	NA	NA	NA	< 1.0	< 1.0	< 1.0	< 1.0	< 1.0	< 1.0	< 1.0 J	NA	NA	NA	NA	NA	NA	NA	NA	NA
1,1,2-trichloro-1,2,2-trifluoroethane	µg/L	170,000	< 1.0	< 1.0	< 1.0	< 1.0	< 1.0	< 1.0	< 1.0	< 1.0	NA	NA	NA	NA	NA	NA	NA	NA	< 1.0	< 1.0	< 1.0	< 1.0	< 1.0	< 1.0	< 1.0	NA	NA	NA	NA	NA	NA	NA	NA	NA
1,1,2-Trichloroethane	µg/L	5.0	< 1.0	< 1.0	< 1.0	< 1.0	< 1.0	< 1.0	< 1.0	< 1.0	NA	NA	NA	NA	NA	NA	NA	NA	< 1.0	< 1.0	< 1.0	< 1.0	< 1.0	< 1.0	< 1.0	NA	NA	NA	NA	NA	NA	NA	NA	NA
1,1-Dichloroethane	µg/L	2,500	0.41 J	0.72 J	0.70 J	0.84 J	0.45 J	0.77 J	1.0	0.57 J	NA	NA	NA	NA	NA	NA	NA	NA	< 1.0	< 1.0	< 1.0	< 1.0	< 1.0	< 1.0	< 1.0	NA	NA	NA	NA	NA	NA	NA	NA	NA
1,1-Dichloroethene	µg/L	7.0	< 1.0	< 1.0	< 1.0	< 1.0	< 1.0	< 1.0	< 1.0	< 1.0	< 1.0	< 1.0	< 1.0	< 1.0	< 1.0	< 1.0	< 1.0	< 1.0	< 1.0	< 1.0	< 1.0	< 1.0	< 1.0	< 1.0	< 1.0	< 1.0	< 1.0	< 1.0	< 1.0	< 5.0	< 1.0	< 1.0	< 1.0
1,2,3-Trimethylbenzene	µg/L	NS	< 5.0	< 5.0	< 5.0	< 5.0	NA	< 5.0	< 5.0	< 5.0	NA	NA	NA	NA	NA	NA	NA	NA	< 5.0	< 5.0	< 5.0	< 5.0	< 5.0	< 5.0	< 5.0	NA	NA	NA	NA	NA	NA	NA	NA	NA
1,2,4-Trichlorobenzene	µg/L	70	< 1.0	< 1.0	< 1.0	< 1.0	< 1.0	< 1.0	< 1.0	< 1.0	NA	NA	NA	NA	NA	NA	NA	NA	< 1.0	< 1.0	< 1.0	< 1.0	< 1.0	< 1.0	< 1.0	NA	NA	NA	NA	NA	NA	NA	NA	NA
1,2,4-Trimethylbenzene	µg/L	63	< 1.0	< 1.0	< 1.0	< 1.0	< 1.0	< 1.0	< 1.0	< 1.0	NA	NA	NA	NA	NA	NA	NA	NA	< 1.0	< 1.0	< 1.0	< 1.0	< 1.0	< 1.0	< 1.0	NA	NA	NA	NA	NA	NA	NA	NA	NA
1,2-Dibromo-3-chloropropane	µg/L	0.2	< 1.0	< 1.0	< 1.0	< 1.0	< 1.0	< 1.0	< 1.0	< 1.0 J	NA	NA	NA	NA	NA	NA	NA	NA	< 1.0	< 1.0	< 1.0	< 1.0	< 1.0	< 1.0	< 1.0 J	NA	NA	NA	NA	NA	NA	NA	NA	NA
1,2-Dibromoethane	µg/L	0.05	< 1.0	< 1.0	< 1.0	< 1.0	< 1.0	< 1.0	< 1.0	< 1.0	NA	NA	NA	NA	NA	NA	NA	NA	< 1.0	< 1.0	< 1.0	< 1.0	< 1.0	< 1.0	< 1.0	NA	NA	NA	NA	NA	NA	NA	NA	NA
1,2-Dichlorobenzene	µg/L	600	< 1.0	< 1.0	< 1.0	< 1.0	< 1.0	< 1.0	< 1.0	< 1.0	NA	NA	NA	NA	NA	NA	NA	NA	< 1.0	< 1.0	< 1.0	< 1.0	< 1.0	< 1.0	< 1.0	NA	NA	NA	NA	NA	NA	NA	NA	NA
1,2-Dichloroethane	µg/L	5.0	< 1.0	< 1.0	< 1.0	< 1.0	< 1.0	0.28 J	0.24 J	< 1.0	NA	NA	NA	NA	NA	NA	NA	NA	< 1.0	< 1.0	< 1.0	< 1.0	< 1.0	< 1.0	< 1.0	NA	NA	NA	NA	NA	NA	NA	NA	NA
1,2-Dichloropropane	µg/L	5.0	< 1.0	< 1.0	< 1.0	< 1.0	< 1.0	< 1.0	< 1.0	< 1.0	NA	NA	NA	NA	NA	NA	NA	NA	< 1.0	< 1.0	< 1.0	< 1.0	< 1.0	< 1.0	< 1.0	NA	NA	NA	NA	NA	NA	NA	NA	NA
1,3,5-Trimethylbenzene	µg/L	72	< 1.0	< 1.0	< 1.0	< 1.0	< 1.0	< 1.0	< 1.0	< 1.0	NA	NA	NA	NA	NA	NA	NA	NA	< 1.0	< 1.0	< 1.0	< 1.0	< 1.0	< 1.0	< 1.0	NA	NA	NA	NA	NA	NA	NA	NA	NA
1,3-Dichlorobenzene	µg/L	19	< 1.0	< 1.0	< 1.0	< 1.0	< 1.0	< 1.0	0.40 J	< 1.0	NA	NA	NA	NA	NA	NA	NA	NA	< 1.0	< 1.0	< 1.0	< 1.0	< 1.0	0.18 J	< 1.0	NA	NA	NA	NA	NA	NA	NA	NA	NA
1,4-Dichlorobenzene	µg/L	75	< 1.0	< 1.0	< 1.0	< 1.0	< 1.0	< 1.0	< 1.0	< 1.0	NA	NA	NA	NA	NA	NA	NA	NA	< 1.0	< 1.0	< 1.0	< 1.0	< 1.0	< 1.0	< 1.0	NA	NA	NA	NA	NA	NA	NA	NA	NA
2-Butanone (MEK)	µg/L	38,000	< 10	< 10	< 10	< 10	< 10	< 10	< 10	< 10	NA	NA	NA	NA	NA	NA	NA	NA	< 10	< 10	< 10	< 10	< 10	< 10	< 10	NA	NA	NA	NA	NA	NA	NA	NA	NA
2-Methylnaphthalene	µg/L	750	NA	NA	NA	NA	NA	NA	NA	NA	NA	NA	NA	NA	NA	NA	NA	NA	NA	NA	NA	NA	NA	NA	NA	NA	NA	NA	NA	NA	NA	NA	NA	NA	NA
4-Methyl-2-Pentanone (MIBK)	µg/L	5,200	< 10	< 10	< 10	< 10	< 10	< 10	< 10	< 10	NA	NA	NA	NA	NA	NA	NA	NA	< 10	< 10	< 10	< 10	< 10	< 10	< 10 J	NA	NA	NA	NA	NA	NA	NA	NA	NA
Acetone	µg/L	2,100	< 10	< 10	< 10	< 10	< 10 UB	< 10	< 10	< 10	NA	NA	NA	NA	NA	NA	NA	NA	2.2 J	< 10	< 10	< 10 UB	< 10	< 10	< 10 J	NA	NA	NA	NA	NA	NA	NA	NA	NA
Benzene	µg/L	5.0	< 1.0	< 1.0	< 1.0	< 1.0	< 1.0	< 1.0	< 1.0	< 1.0	NA	NA	NA	NA	NA	NA	NA	NA	< 1.0	< 1.0	< 1.0	< 1.0	< 1.0	< 1.0	< 1.0	NA	NA	NA	NA	NA	NA	NA	NA	NA
Bromodichloromethane	µg/L	80	< 1.0	< 1.0	< 1.0	< 1.0	< 1.0	< 1.0	< 1.0	< 1.0	NA	NA	NA	NA	NA	NA	NA	NA	< 1.0	< 1.0	< 1.0	< 1.0	< 1.0	< 1.0	< 1.0	NA	NA	NA	NA	NA	NA	NA	NA	NA
Bromoform	µg/L	80	< 1.0	< 1.0	< 1.0	< 1.0	< 1.0	< 1.0	< 1.0	< 1.0 J	NA	NA	NA	NA	NA	NA	NA	NA	< 1.0	< 1.0	< 1.0	< 1.0	< 1.0	< 1.0	< 1.0 J	NA	NA	NA	NA	NA	NA	NA	NA	NA
Bromomethane	µg/L	29	< 1.0	< 1.0	< 1.0	< 1.0	< 1.0	< 1.0	< 1.0	< 1.0 J	NA	NA	NA	NA	NA	NA	NA	NA	< 1.0	< 1.0	< 1.0	< 1.0	< 1.0	< 1.0	< 1.0	NA	NA	NA	NA	NA	NA	NA	NA	NA
Carbon Disulfide	µg/L	2,300	< 5.0	< 5.0	< 5.0	< 5.0	< 5.0	< 5.0	< 5.0	< 5.0	NA	NA	NA	NA	NA	NA	NA	NA	< 5.0	< 5.0	< 5.0	< 5.0	< 5.0	< 5.0	< 5.0	NA	NA	NA	NA	NA	NA	NA	NA	NA
Carbon Tetrachloride	µg/L	5.0	< 1.0	< 1.0	< 1.0	< 1.0	< 1.0	< 1.0	< 1.0	< 1.0	NA	NA	NA	NA	NA	NA	NA	NA	< 1.0	< 1.0	< 1.0	< 1.0	< 1.0	< 1.0	< 1.0	NA	NA	NA	NA	NA	NA	NA	NA	NA
Trichlorofluoromethane (CFC-11)	µg/L	7,300	< 1.0	< 1.0	< 1.0	< 1.0	< 1.0	< 1.0	< 1.0	< 1.0 J	NA	NA	NA	NA	NA	NA	NA	NA	< 1.0	< 1.0	< 1.0	< 1.0	< 1.0	< 1.0	< 1.0	NA	NA	NA	NA	NA	NA	NA	NA	NA
Dichlorodifluoromethane (CFC-12)	µg/L	4,800	< 1.0	< 1.0	< 1.0	< 1.0	< 1.0	< 1.0	< 1.0	< 1.0	NA	NA	NA	NA	NA	NA	NA	NA	< 1.0	< 1.0	< 1.0	< 1.0	< 1.0	< 1.0	< 1.0	NA	NA	NA	NA	NA	NA	NA	NA	NA
Chlorobenzene	µg/L	100	< 1.0	< 1.0	< 1.0	< 1.0	< 1.0	< 1.0	< 1.0	< 1.0	NA	NA	NA	NA	NA	NA	NA	NA	< 1.0	< 1.0	< 1.0	< 1.0	< 1.0	< 1.0	< 1.0	NA	NA	NA	NA	NA	NA	NA	NA	NA
Chlorodibromomethane	µg/L	80	< 1.0	< 1.0	< 1.0	< 1.0	< 1.0	< 1.0	< 1.0	< 1.0	NA	NA	NA	NA	NA	NA	NA	NA	< 1.0	< 1.0	< 1.0	< 1.0	< 1.0	< 1.0	< 1.0	NA	NA	NA	NA	NA	NA	NA	NA	NA
Chloroethane	µg/L	1,700	< 1.0	< 1.0	< 1.0	< 1.0	< 1.0	< 1.0	< 1.0	< 1.0 J	NA	NA	NA	NA	NA	NA	NA	NA	< 1.0	< 1.0	< 1.0	< 1.0	< 1.0	< 1.0	< 1.0	NA	NA	NA	NA	NA	NA	NA	NA	NA
Chloroform	µg/L	80	< 1.0	< 1.0	< 1.0	< 1.0	< 1.0	< 1.0	< 1.0	< 1.0	NA	NA	NA	NA	NA	NA	NA	NA	< 1.0	< 1.0	< 1.0	< 1.0	< 1.0	< 1.0	< 1.0	NA	NA	NA	NA	NA	NA	NA	NA	NA
Chloromethane	µg/L	1,100	< 1.0	< 1.0	< 1.0	< 1.0	< 1.0	< 1.0	< 1.0	< 1.0	NA	NA	NA	NA	NA	NA	NA	NA	< 1.0	< 1.0	< 1.0	< 1.0	< 1.0	< 1.0	< 1.0	NA	NA	NA	NA	NA	NA	NA	NA	NA
cis-1,2-Dichloroethene	µg/L	70	< 1.0	< 1.0	< 1.0	0.31 J	< 1.0	0.37 J	0.33 J	0.22 J	0.16 J	< 1.0	0.36 J	0.19 J	< 0.60 UB	0.23 J	< 1.0	0.20 J	< 1.0	< 1.0	< 1.0	< 1.0	< 1.0	< 1.0	< 1.0	< 1.0	< 1.0	< 1.0	< 1.0	< 1.0	< 5.0	< 1.0	< 1.0	< 1.0
cis-1,3-Dichloropropene	µg/L	NS	< 1.0	< 1.0	< 1.0	< 1.0	< 1.0	< 1.0	< 1.0	< 1.0	NA	NA	NA	NA	NA	NA	NA	NA	< 1.0	< 1.0	< 1.0	< 1.0	< 1.0	< 1.0	< 1.0	NA	NA	NA	NA	NA	NA	NA	NA	NA
Cyclohexane	µg/L	NS	< 1.0	< 1.0	< 1.0	< 1.0	< 1.0	< 1.0	< 1.0	< 1.0	NA	NA	NA	NA	NA	NA	NA	NA	< 1.0	< 1.0	< 1.0	< 1.0	< 1.0	< 1.0	< 1.0	NA	NA	NA	NA	NA	NA	NA	NA	NA
Dichloromethane	µg/L	5.0	< 5.0	< 5.0	< 5.0	< 5.0	< 5.0	< 5.0	< 5.0	< 5.0	NA	NA	NA	NA	NA	NA	NA	NA	< 5.0	< 5.0	< 5.0	< 5.0	< 5.0	< 5.0	< 5.0	NA	NA	NA	NA	NA	NA	NA	NA	NA
Diethyl ether	µg/L	10	< 2.0	< 2.0	< 2.0	< 2.0	< 2.0	< 2.0	< 2.0	< 2.0	NA	NA	NA	NA	NA	NA	NA	NA	< 2.0	< 2.0	< 2.0	< 2.0	< 2.0	< 2.0	< 2.0	NA	NA	NA	NA	NA	NA	NA	NA	NA
Ethylbenzene	µg/L	74	< 1.0	< 1.0	< 1.0	< 1.0	< 1.0	< 1.0	< 1.0	< 1.0	NA	NA	NA	NA	NA	NA	NA	NA	< 1.0	< 1.0	< 1.0	< 1.0	< 1.0	< 1.0	< 1.0	NA	NA	NA	NA	NA	NA	NA	NA	NA
Isopropylbenzene	µg/L	2,300	< 1.0	< 1.0	< 1.0	< 1.0	< 1.0	< 1.0	< 1.0	< 1.0	NA	NA	NA	NA	NA	NA	NA	NA	< 1.0	< 1.0	< 1.0	< 1.0	< 1.0	< 1.0	< 1.0	NA	NA	NA	NA	NA	NA	NA	NA	NA
Methyl Acetate	µg/L	NS	< 10	< 10	< 10	< 10	< 10	< 10	< 10	< 10	NA	NA	NA	NA	NA	NA	NA	NA	< 10	< 10	< 10	< 10	< 10	< 10	< 10 J	NA	NA	NA	NA	NA	NA	NA	NA	NA
Methyl N-Butyl Ketone (2-Hexanone)	µg/L	2,900	< 10	< 10	< 10	< 10	< 10	< 10	< 10	< 10	NA	NA	NA	NA	NA	NA	NA	NA	< 10	< 10	< 10	< 10	< 10	< 10	< 10 J	NA	NA	NA	NA	NA	NA	NA	NA	NA
Methylcyclohexane	µg/L	NS	< 1.0	< 1.0	< 1.0	< 1.0	< 1.0	< 1.0	< 1.0	< 1.0	NA	NA	NA	NA	NA	NA	NA	NA	< 1.0	< 1.0	< 1.0	< 1.0	< 1.0	< 1.0	< 1.0	NA	NA	NA	NA	NA	NA	NA	NA	NA

See Notes on Last Page.

Table 2
On-Site Groundwater Analytical Results
Ford Livonia Transmission Plant
36200 Plymouth Road
Livonia, Michigan

Location:		EGLE Non-Residential Drinking Water Criteria	MW-51																MW-52																
Screen Interval (ft. bgs):			15-20																15-20																
Date:	Unit		4/25/2017	8/3/2017	11/9/2017	2/8/2018	5/14/2018	8/6/2018	10/30/2018	3/1/2019	6/12/2019	9/24/2019	11/15/2019	2/4/2020	8/5/2020	11/5/2020	2/9/2021	5/6/2021	7/27/2017	11/10/2017	2/13/2018	5/9/2018	8/10/2018	10/31/2018	3/2/2019	6/15/2019	9/28/2019	11/23/2019	2/8/2020	5/30/2020	8/22/2020	11/14/2020	2/13/2021	5/15/2021
Methyl-tert-butyl ether	µg/L	40	< 1.0	< 1.0	< 1.0	< 1.0	< 1.0	< 1.0	< 1.0	< 1.0 J	NA	NA	NA	NA	NA	NA	NA	NA	< 1.0	< 1.0	< 1.0	< 1.0	< 1.0	< 1.0	< 1.0 J	NA	NA	NA	NA	NA	NA	NA	NA	NA	NA
Naphthalene	µg/L	1,500	NA	NA	NA	NA	NA	NA	NA	NA	NA	NA	NA	NA	NA	NA	NA	NA	NA	NA	NA	NA	NA	NA	NA	NA	NA	NA	NA	NA	NA	NA	NA	NA	NA
Styrene (Monomer)	µg/L	100	< 1.0	< 1.0	< 1.0	< 1.0	< 1.0	< 1.0	< 1.0	< 1.0	NA	NA	NA	NA	NA	NA	NA	NA	< 1.0	< 1.0	< 1.0	< 1.0	< 1.0	< 1.0	< 1.0	NA	NA	NA	NA	NA	NA	NA	NA	NA	NA
Tetrachloroethene	µg/L	5.0	< 1.0	< 1.0	< 1.0	< 1.0	< 1.0	< 1.0	< 1.0	< 1.0	< 1.0	< 1.0	< 1.0	< 1.0	< 1.0	< 1.0	< 1.0	< 1.0	< 1.0	< 1.0	< 1.0	< 1.0	< 1.0	< 1.0	< 1.0	< 1.0	< 1.0	< 1.0	< 1.0	< 1.0	< 5.0	< 1.0	< 1.0	< 1.0
Toluene	µg/L	790	< 1.0	< 1.0	< 1.0	< 1.0	< 1.0	< 1.0	< 1.0	< 1.0	NA	NA	NA	NA	NA	NA	NA	NA	< 1.0	< 1.0	< 1.0	< 1.0	< 1.0	< 1.0	< 1.0	NA	NA	NA	NA	NA	NA	NA	NA	NA	NA
Total Xylenes	µg/L	280	< 2.0	< 2.0	< 2.0	< 2.0	< 2.0	< 2.0	< 2.0	< 2.0	NA	NA	NA	NA	NA	NA	NA	NA	< 2.0	< 2.0	< 2.0	< 2.0	< 2.0	< 2.0	< 2.0	NA	NA	NA	NA	NA	NA	NA	NA	NA	NA
trans-1,2-Dichloroethene	µg/L	100	< 1.0	< 1.0	< 1.0	< 1.0	< 1.0	< 1.0	< 1.0	< 1.0	< 1.0	< 1.0	< 1.0	< 1.0	< 1.0	< 1.0	< 1.0	< 1.0	< 1.0	< 1.0	< 1.0	< 1.0	< 1.0	< 1.0	< 1.0	< 1.0	< 1.0	< 1.0	< 1.0	< 1.0	< 5.0	< 1.0	< 1.0	< 1.0
trans-1,3-Dichloropropene	µg/L	NS	< 1.0	< 1.0	< 1.0	< 1.0	< 1.0	< 1.0	< 1.0	< 1.0	NA	NA	NA	NA	NA	NA	NA	NA	< 1.0	< 1.0	< 1.0	< 1.0	< 1.0	< 1.0	< 1.0	NA	NA	NA	NA	NA	NA	NA	NA	NA	NA
Trichloroethene	µg/L	5.0	< 1.0	< 1.0	< 1.0	< 1.0	< 1.0	< 1.0	< 1.0	< 1.0 J	< 1.0	< 1.0	< 1.0	< 1.0	< 1.0	< 1.0	< 1.0	< 1.0	< 1.0	< 1.0	< 1.0	< 1.0	< 1.0	< 1.0	< 1.0	< 1.0	< 1.0	< 1.0	< 1.0	< 1.0	< 5.0	< 1.0	< 1.0	< 1.0
Vinyl chloride	µg/L	2.0	0.57 J	0.97 J	0.47 J	< 1.0	0.70 J	0.40 J	0.39 J	0.29 J	0.36 J	0.28 J	0.61 J	< 1.0	< 1.0	0.38 J	< 1.0	0.28 J	**7.0**	**9.1**	**4.0**	**4.3**	**4.5**	**5.0**	**3.9**	**3.4**	**5.9**	**4.7**	**4.3**	**4.5**	**3.0 J**	**3.5**	**2.3**	**3.7**
Gases																																			
Ethane	µg/L	NS	NA	NA	NA	NA	NA	NA	NA	NA	NA	NA	NA	NA	NA	NA	NA	NA	NA	NA	NA	NA	NA	NA	NA	NA	NA	NA	NA	NA	NA	NA	NA	NA	NA
Ethene	µg/L	NS	NA	NA	NA	NA	NA	NA	NA	NA	NA	NA	NA	NA	NA	NA	NA	NA	NA	NA	NA	NA	NA	NA	NA	NA	NA	NA	NA	NA	NA	NA	NA	NA	NA
Methane	µg/L	NS	NA	NA	NA	NA	NA	NA	NA	NA	NA	NA	NA	NA	NA	NA	NA	NA	NA	NA	NA	NA	NA	NA	NA	NA	NA	NA	NA	NA	NA	NA	NA	NA	NA
Other																																			
Carbon	mg/L	NS	NA	NA	NA	NA	NA	NA	NA	NA	NA	NA	NA	NA	NA	NA	NA	NA	NA	NA	NA	NA	NA	NA	NA	NA	NA	NA	NA	NA	NA	NA	NA	NA	NA
Nitrate-N	mg/L	10	NA	NA	NA	NA	NA	NA	NA	NA	NA	NA	NA	NA	NA	NA	NA	NA	NA	NA	NA	NA	NA	NA	NA	NA	NA	NA	NA	NA	NA	NA	NA	NA	NA
Sulfate	mg/L	250	NA	NA	NA	NA	NA	NA	NA	NA	NA	NA	NA	NA	NA	NA	NA	NA	NA	NA	NA	NA	NA	NA	NA	NA	NA	NA	NA	NA	NA	NA	NA	NA	NA
Total Organic Carbon	mg/L	NS	NA	NA	NA	NA	NA	NA	NA	NA	NA	NA	NA	NA	NA	NA	NA	NA	NA	NA	NA	NA	NA	NA	NA	NA	NA	NA	NA	NA	NA	NA	NA	NA	NA
Metals																																			
Iron, Dissolved	µg/L	300	NA	NA	NA	NA	NA	NA	NA	NA	NA	NA	NA	NA	NA	NA	NA	NA	NA	NA	NA	NA	NA	NA	NA	NA	NA	NA	NA	NA	NA	NA	NA	NA	NA
Iron	µg/L	300	NA	NA	NA	NA	NA	NA	NA	NA	NA	NA	NA	NA	NA	NA	NA	NA	NA	NA	NA	NA	NA	NA	NA	NA	NA	NA	NA	NA	NA	NA	NA	NA	NA
Manganese, Dissolved	µg/L	50	NA	NA	NA	NA	NA	NA	NA	NA	NA	NA	NA	NA	NA	NA	NA	NA	NA	NA	NA	NA	NA	NA	NA	NA	NA	NA	NA	NA	NA	NA	NA	NA	NA
Manganese	µg/L	50	NA	NA	NA	NA	NA	NA	NA	NA	NA	NA	NA	NA	NA	NA	NA	NA	NA	NA	NA	NA	NA	NA	NA	NA	NA	NA	NA	NA	NA	NA	NA	NA	NA

See Notes on Last Page.

Table 2
On-Site Groundwater Analytical Results
Ford Livonia Transmission Plant
36200 Plymouth Road
Livonia, Michigan

Location:			MW-53																	MW-54															
Screen Interval (ft. bgs):			16-21																	16-21															
Date:	Unit	EGLE Non-Residential Drinking Water Criteria	4/24/2017	7/27/2017	11/8/2017	2/7/2018	5/9/2018	8/13/2018	10/31/2018	2/28/2019	6/10/2019	9/28/2019	11/20/2019	2/12/2020	5/21/2020	8/11/2020	11/4/2020	2/24/2021	5/6/2021	7/27/2017	11/8/2017	2/7/2018	5/9/2018	8/13/2018	10/31/2018	6/10/2019	9/27/2019	11/19/2019	2/12/2020	5/21/2020	8/11/2020	11/5/2020	2/24/2021	5/6/2021
Semi-volatile Organic Compounds (SVOCs)																																			
1,4-Dioxane	µg/L	350	1.1 J	2.0	0.61 J	1.1 J	1.4 J	1.6 J	1.8 J	1.7 J	2.5	1.5 J	1.3 J	1.5 J	NA	1.5 J	1.5 J	< 2.0	1.8 J	1.5 J	2.0	2.7	1.7 J	1.4 J	2.6	3.0	2.2	2.4	2.5	1.9 J	1.8 J	1.9 J	< 2.0	2.2
Volatile Organic Compounds (VOCs)																																			
1,1,1-Trichloroethane	µg/L	200	< 1.0	< 1.0	< 1.0	< 1.0	< 1.0	< 1.0 J	< 1.0	< 1.0	NA	NA	NA	NA	NA	NA	NA	NA	NA	< 1.0	< 1.0	< 1.0	< 1.0	< 1.0	< 1.0	NA	NA	NA	NA	NA	NA	NA	NA	NA	NA
1,1,2,2-Tetrachloroethane	µg/L	35	< 1.0	< 1.0	< 1.0	< 1.0	< 1.0	< 1.0 J	< 1.0	< 1.0	NA	NA	NA	NA	NA	NA	NA	NA	NA	< 1.0	< 1.0	< 1.0	< 1.0	< 1.0	< 1.0	NA	NA	NA	NA	NA	NA	NA	NA	NA	NA
1,1,2-trichloro-1,2,2-trifluoroethane	µg/L	170,000	< 1.0	< 1.0	< 1.0	< 1.0	< 1.0	< 1.0 J	< 1.0	< 1.0	NA	NA	NA	NA	NA	NA	NA	NA	NA	< 1.0	< 1.0	< 1.0	< 1.0	< 1.0	< 1.0	NA	NA	NA	NA	NA	NA	NA	NA	NA	NA
1,1,2-Trichloroethane	µg/L	5.0	< 1.0	< 1.0	< 1.0	< 1.0	< 1.0	< 1.0 J	< 1.0	< 1.0	NA	NA	NA	NA	NA	NA	NA	NA	NA	< 1.0	< 1.0	< 1.0	< 1.0	< 1.0	< 1.0	NA	NA	NA	NA	NA	NA	NA	NA	NA	NA
1,1-Dichloroethane	µg/L	2,500	< 1.0	< 1.0	< 1.0	< 1.0	< 1.0	< 1.0 J	< 1.0	< 1.0	NA	NA	NA	NA	NA	NA	NA	NA	NA	< 1.0	< 1.0	< 1.0	< 1.0	< 1.0	< 1.0	NA	NA	NA	NA	NA	NA	NA	NA	NA	NA
1,1-Dichloroethene	µg/L	7.0	< 1.0	< 1.0	< 1.0	< 1.0	< 1.0	< 1.0 J	< 1.0	< 1.0	< 1.0	< 1.0	< 1.0	< 1.0	< 1.0	< 1.0 F	< 1.0	< 1.0	< 1.0	< 1.0	< 1.0	< 1.0	< 1.0	< 1.0	< 1.0	< 1.0	< 1.0	< 1.0	< 1.0	< 1.0	< 1.0	< 1.0	< 1.0	< 1.0	< 1.0
1,2,3-Trimethylbenzene	µg/L	NS	< 5.0	< 5.0	< 5.0	< 5.0	< 5.0	< 5.0 J	< 5.0	< 5.0	NA	NA	NA	NA	NA	NA	NA	NA	NA	< 5.0	< 5.0	< 5.0	< 5.0	< 5.0	< 5.0	NA	NA	NA	NA	NA	NA	NA	NA	NA	NA
1,2,4-Trichlorobenzene	µg/L	70	< 1.0	< 1.0	< 1.0	< 1.0	< 1.0	< 1.0 J	< 1.0	< 1.0	NA	NA	NA	NA	NA	NA	NA	NA	NA	< 1.0	< 1.0	< 1.0	< 1.0	< 1.0	< 1.0	NA	NA	NA	NA	NA	NA	NA	NA	NA	NA
1,2,4-Trimethylbenzene	µg/L	63	< 1.0	< 1.0	< 1.0	< 1.0	< 1.0	< 1.0 J	< 1.0	< 1.0	NA	NA	NA	NA	NA	NA	NA	NA	NA	< 1.0	< 1.0	< 1.0	< 1.0	< 1.0	< 1.0	NA	NA	NA	NA	NA	NA	NA	NA	NA	NA
1,2-Dibromo-3-chloropropane	µg/L	0.2	< 1.0	< 1.0	< 1.0	< 1.0	< 1.0	< 1.0 J	< 1.0	< 1.0 J	NA	NA	NA	NA	NA	NA	NA	NA	NA	< 1.0	< 1.0	< 1.0	< 1.0	< 1.0	< 1.0	NA	NA	NA	NA	NA	NA	NA	NA	NA	NA
1,2-Dibromoethane	µg/L	0.05	< 1.0	< 1.0	< 1.0	< 1.0	< 1.0	< 1.0 J	< 1.0	< 1.0	NA	NA	NA	NA	NA	NA	NA	NA	NA	< 1.0	< 1.0	< 1.0	< 1.0	< 1.0	< 1.0	NA	NA	NA	NA	NA	NA	NA	NA	NA	NA
1,2-Dichlorobenzene	µg/L	600	< 1.0	< 1.0	< 1.0	< 1.0	< 1.0	< 1.0 J	< 1.0	< 1.0	NA	NA	NA	NA	NA	NA	NA	NA	NA	< 1.0	< 1.0	< 1.0	< 1.0	< 1.0	< 1.0	NA	NA	NA	NA	NA	NA	NA	NA	NA	NA
1,2-Dichloroethane	µg/L	5.0	< 1.0	< 1.0	< 1.0	< 1.0	< 1.0	< 1.0 J	< 1.0	< 1.0	NA	NA	NA	NA	NA	NA	NA	NA	NA	< 1.0	< 1.0	< 1.0	< 1.0	< 1.0	< 1.0	NA	NA	NA	NA	NA	NA	NA	NA	NA	NA
1,2-Dichloropropane	µg/L	5.0	< 1.0	< 1.0	< 1.0	< 1.0	< 1.0	< 1.0 J	< 1.0	< 1.0	NA	NA	NA	NA	NA	NA	NA	NA	NA	< 1.0	< 1.0	< 1.0	< 1.0	< 1.0	< 1.0	NA	NA	NA	NA	NA	NA	NA	NA	NA	NA
1,3,5-Trimethylbenzene	µg/L	72	< 1.0	< 1.0	< 1.0	< 1.0	< 1.0	< 1.0 J	< 1.0	< 1.0	NA	NA	NA	NA	NA	NA	NA	NA	NA	< 1.0	< 1.0	< 1.0	< 1.0	< 1.0	< 1.0	NA	NA	NA	NA	NA	NA	NA	NA	NA	NA
1,3-Dichlorobenzene	µg/L	19	< 1.0	< 1.0	< 1.0	< 1.0	< 1.0	< 1.0 J	< 1.0	< 1.0	NA	NA	NA	NA	NA	NA	NA	NA	NA	< 1.0	< 1.0	< 1.0	< 1.0	< 1.0	0.26 J	NA	NA	NA	NA	NA	NA	NA	NA	NA	NA
1,4-Dichlorobenzene	µg/L	75	< 1.0	< 1.0	< 1.0	< 1.0	< 1.0	< 1.0 J	0.18 J	< 1.0	NA	NA	NA	NA	NA	NA	NA	NA	NA	< 1.0	< 1.0	< 1.0	< 1.0	< 1.0	< 1.0	NA	NA	NA	NA	NA	NA	NA	NA	NA	NA
2-Butanone (MEK)	µg/L	38,000	< 10	< 10	< 10	< 10	< 10	< 10 J	< 10	< 10	NA	NA	NA	NA	NA	NA	NA	NA	NA	< 10	< 10	< 10	< 10	< 10	< 10	NA	NA	NA	NA	NA	NA	NA	NA	NA	NA
2-Methylnaphthalene	µg/L	750	NA	NA	NA	NA	NA	NA	NA	NA	NA	NA	NA	NA	NA	NA	NA	NA	NA	NA	NA	NA	NA	NA	NA	NA	NA	NA	NA	NA	NA	NA	NA	NA	NA
4-Methyl-2-Pentanone (MIBK)	µg/L	5,200	< 10	< 10	< 10	< 10	< 10	< 10 J	< 10	< 10	NA	NA	NA	NA	NA	NA	NA	NA	NA	< 10	< 10	< 10	< 10	< 10	< 10	NA	NA	NA	NA	NA	NA	NA	NA	NA	NA
Acetone	µg/L	2,100	< 10	< 10	< 10	< 10	< 10	< 10 J	< 10	< 10	NA	NA	NA	NA	NA	NA	NA	NA	NA	< 10	< 10	< 10	< 10	< 10	< 10	NA	NA	NA	NA	NA	NA	NA	NA	NA	NA
Benzene	µg/L	5.0	< 1.0	< 1.0	< 1.0	< 1.0	< 1.0	< 1.0 J	< 1.0	< 1.0	NA	NA	NA	NA	NA	NA	NA	NA	NA	< 1.0	< 1.0	< 1.0	< 1.0	< 1.0	< 1.0	NA	NA	NA	NA	NA	NA	NA	NA	NA	NA
Bromodichloromethane	µg/L	80	< 1.0	< 1.0	< 1.0	< 1.0	< 1.0	< 1.0 J	< 1.0	< 1.0	NA	NA	NA	NA	NA	NA	NA	NA	NA	< 1.0	< 1.0	< 1.0	< 1.0	< 1.0	< 1.0	NA	NA	NA	NA	NA	NA	NA	NA	NA	NA
Bromoform	µg/L	80	< 1.0	< 1.0	< 1.0	< 1.0	< 1.0	< 1.0 J	< 1.0	< 1.0 J	NA	NA	NA	NA	NA	NA	NA	NA	NA	< 1.0	< 1.0	< 1.0	< 1.0	< 1.0	< 1.0	NA	NA	NA	NA	NA	NA	NA	NA	NA	NA
Bromomethane	µg/L	29	< 1.0	< 1.0	< 1.0	< 1.0	< 1.0	< 1.0 J	< 1.0	< 1.0 J	NA	NA	NA	NA	NA	NA	NA	NA	NA	< 1.0	< 1.0	< 1.0	< 1.0	< 1.0	< 1.0	NA	NA	NA	NA	NA	NA	NA	NA	NA	NA
Carbon Disulfide	µg/L	2,300	< 5.0	< 5.0	< 5.0	< 5.0	< 5.0	< 5.0 J	< 5.0	< 5.0	NA	NA	NA	NA	NA	NA	NA	NA	NA	< 5.0	< 5.0	< 5.0	< 5.0	< 5.0	< 5.0	NA	NA	NA	NA	NA	NA	NA	NA	NA	NA
Carbon Tetrachloride	µg/L	5.0	< 1.0	< 1.0	< 1.0	< 1.0	< 1.0	< 1.0 J	< 1.0	< 1.0	NA	NA	NA	NA	NA	NA	NA	NA	NA	< 1.0	< 1.0	< 1.0	< 1.0	< 1.0	< 1.0	NA	NA	NA	NA	NA	NA	NA	NA	NA	NA
Trichlorofluoromethane (CFC-11)	µg/L	7,300	< 1.0	< 1.0	< 1.0	< 1.0	< 1.0	< 1.0 J	< 1.0	< 1.0 J	NA	NA	NA	NA	NA	NA	NA	NA	NA	< 1.0	< 1.0	< 1.0	< 1.0	< 1.0	< 1.0	NA	NA	NA	NA	NA	NA	NA	NA	NA	NA
Dichlorodifluoromethane (CFC-12)	µg/L	4,800	< 1.0	< 1.0	< 1.0	< 1.0	< 1.0	< 1.0 J	< 1.0	< 1.0	NA	NA	NA	NA	NA	NA	NA	NA	NA	< 1.0	< 1.0	< 1.0	< 1.0	< 1.0	< 1.0	NA	NA	NA	NA	NA	NA	NA	NA	NA	NA
Chlorobenzene	µg/L	100	< 1.0	< 1.0	< 1.0	< 1.0	< 1.0	< 1.0 J	< 1.0	< 1.0	NA	NA	NA	NA	NA	NA	NA	NA	NA	< 1.0	< 1.0	< 1.0	< 1.0	< 1.0	< 1.0	NA	NA	NA	NA	NA	NA	NA	NA	NA	NA
Chlorodibromomethane	µg/L	80	< 1.0	< 1.0	< 1.0	< 1.0	< 1.0	< 1.0 J	< 1.0	< 1.0	NA	NA	NA	NA	NA	NA	NA	NA	NA	< 1.0	< 1.0	< 1.0	< 1.0	< 1.0	< 1.0	NA	NA	NA	NA	NA	NA	NA	NA	NA	NA
Chloroethane	µg/L	1,700	< 1.0	< 1.0	< 1.0	< 1.0	< 1.0	< 1.0 J	< 1.0	< 1.0 J	NA	NA	NA	NA	NA	NA	NA	NA	NA	< 1.0	< 1.0	< 1.0	< 1.0	< 1.0	< 1.0	NA	NA	NA	NA	NA	NA	NA	NA	NA	NA
Chloroform	µg/L	80	< 1.0	< 1.0	< 1.0	< 1.0	< 1.0	< 1.0 J	< 1.0	< 1.0	NA	NA	NA	NA	NA	NA	NA	NA	NA	< 1.0	< 1.0	< 1.0	< 1.0	< 1.0	< 1.0	NA	NA	NA	NA	NA	NA	NA	NA	NA	NA
Chloromethane	µg/L	1,100	< 1.0	< 1.0	< 1.0 J	< 1.0	< 1.0	< 1.0 J	< 1.0	< 1.0	NA	NA	NA	NA	NA	NA	NA	NA	NA	< 1.0	< 1.0 J	< 1.0	< 1.0	< 1.0	< 1.0	NA	NA	NA	NA	NA	NA	NA	NA	NA	NA
cis-1,2-Dichloroethene	µg/L	70	< 1.0	< 1.0	< 1.0	< 1.0	< 1.0	< 1.0 J	< 1.0	< 1.0	< 1.0	< 1.0	< 1.0	< 1.0	< 1.0	< 1.0 F	< 1.0	< 1.0	< 1.0	< 1.0	< 1.0	< 1.0	< 1.0	< 1.0	< 1.0	< 1.0	< 1.0	< 1.0	< 1.0	< 1.0	< 1.0	< 1.0	< 1.0	< 1.0	< 1.0
cis-1,3-Dichloropropene	µg/L	NS	< 1.0	< 1.0	< 1.0	< 1.0	< 1.0	< 1.0 J	< 1.0	< 1.0	NA	NA	NA	NA	NA	NA	NA	NA	NA	< 1.0	< 1.0	< 1.0	< 1.0	< 1.0	< 1.0	NA	NA	NA	NA	NA	NA	NA	NA	NA	NA
Cyclohexane	µg/L	NS	< 1.0	< 1.0	< 1.0	< 1.0	< 1.0	< 1.0 J	< 1.0	< 1.0	NA	NA	NA	NA	NA	NA	NA	NA	NA	< 1.0	< 1.0	< 1.0	< 1.0	< 1.0	< 1.0	NA	NA	NA	NA	NA	NA	NA	NA	NA	NA
Dichloromethane	µg/L	5.0	< 5.0	< 5.0	< 5.0	< 5.0	< 5.0	< 5.0 J	< 5.0	< 5.0	NA	NA	NA	NA	NA	NA	NA	NA	NA	< 5.0	< 5.0	< 5.0	< 5.0	< 5.0	< 5.0	NA	NA	NA	NA	NA	NA	NA	NA	NA	NA
Diethyl ether	µg/L	10	< 2.0	< 2.0	< 2.0	< 2.0	< 2.0	< 2.0 J	< 2.0	< 2.0	NA	NA	NA	NA	NA	NA	NA	NA	NA	< 2.0	< 2.0	< 2.0	< 2.0	< 2.0	< 2.0	NA	NA	NA	NA	NA	NA	NA	NA	NA	NA
Ethylbenzene	µg/L	74	< 1.0	< 1.0	< 1.0	< 1.0	< 1.0	< 1.0 J	< 1.0	< 1.0	NA	NA	NA	NA	NA	NA	NA	NA	NA	< 1.0	< 1.0	< 1.0	< 1.0	< 1.0	< 1.0	NA	NA	NA	NA	NA	NA	NA	NA	NA	NA
Isopropylbenzene	µg/L	2,300	< 1.0	< 1.0	< 1.0	< 1.0	< 1.0	< 1.0 J	< 1.0	< 1.0	NA	NA	NA	NA	NA	NA	NA	NA	NA	< 1.0	< 1.0	< 1.0	< 1.0	< 1.0	< 1.0	NA	NA	NA	NA	NA	NA	NA	NA	NA	NA
Methyl Acetate	µg/L	NS	< 10	< 10	< 10	< 10	< 10	< 10 J	< 10	< 10	NA	NA	NA	NA	NA	NA	NA	NA	NA	< 10	< 10	< 10	< 10	< 10	< 10	NA	NA	NA	NA	NA	NA	NA	NA	NA	NA
Methyl N-Butyl Ketone (2-Hexanone)	µg/L	2,900	< 10	< 10	< 10	< 10	< 10	< 10 J	< 10	< 10	NA	NA	NA	NA	NA	NA	NA	NA	NA	< 10	< 10	< 10	< 10	< 10	< 10	NA	NA	NA	NA	NA	NA	NA	NA	NA	NA
Methylcyclohexane	µg/L	NS	< 1.0	< 1.0	< 1.0	< 1.0	< 1.0	< 1.0 J	< 1.0	< 1.0	NA	NA	NA	NA	NA	NA	NA	NA	NA	< 1.0	< 1.0	< 1.0	< 1.0	< 1.0	< 1.0	NA	NA	NA	NA	NA	NA	NA	NA	NA	NA

See Notes on Last Page.

Table 2
On-Site Groundwater Analytical Results
Ford Livonia Transmission Plant
36200 Plymouth Road
Livonia, Michigan

Location:			MW-53																	MW-54															
Screen Interval (ft. bgs):			16-21																	16-21															
Date:	Unit	EGLE Non-Residential Drinking Water Criteria	4/24/2017	7/27/2017	11/8/2017	2/7/2018	5/9/2018	8/13/2018	10/31/2018	2/28/2019	6/10/2019	9/28/2019	11/20/2019	2/12/2020	5/21/2020	8/11/2020	11/4/2020	2/24/2021	5/6/2021	7/27/2017	11/8/2017	2/7/2018	5/9/2018	8/13/2018	10/31/2018	6/10/2019	9/27/2019	11/19/2019	2/12/2020	5/21/2020	8/11/2020	11/5/2020	2/24/2021	5/6/2021
Methyl-tert-butyl ether	µg/L	40	< 1.0	< 1.0	< 1.0	< 1.0	< 1.0	< 1.0 J	< 1.0	< 1.0 J	NA	NA	NA	NA	NA	NA	NA	NA	NA	< 1.0	< 1.0	< 1.0	< 1.0	< 1.0	< 1.0	NA	NA	NA	NA	NA	NA	NA	NA	NA	NA
Naphthalene	µg/L	1,500	NA	NA	NA	NA	NA	NA	NA	NA	NA	NA	NA	NA	NA	NA	NA	NA	NA	NA	NA	NA	NA	NA	NA	NA	NA	NA	NA	NA	NA	NA	NA	NA	NA
Styrene (Monomer)	µg/L	100	< 1.0	< 1.0	< 1.0	< 1.0	< 1.0	< 1.0 J	< 1.0	< 1.0	NA	NA	NA	NA	NA	NA	NA	NA	NA	< 1.0	< 1.0	< 1.0	< 1.0	< 1.0	< 1.0	NA	NA	NA	NA	NA	NA	NA	NA	NA	NA
Tetrachloroethene	µg/L	5.0	< 1.0	< 1.0	< 1.0	< 1.0	< 1.0	< 1.0 J	< 1.0	< 1.0	< 1.0	< 1.0	< 1.0	< 1.0	< 1.0	< 1.0	< 1.0	< 1.0	< 1.0	< 1.0	< 1.0	< 1.0	< 1.0	< 1.0	< 1.0	< 1.0	< 1.0	< 1.0	< 1.0	< 1.0	< 1.0	< 1.0	< 1.0	< 1.0	< 1.0
Toluene	µg/L	790	< 1.0	< 1.0	< 1.0	< 1.0	< 1.0	< 1.0 J	< 1.0	< 1.0	NA	NA	NA	NA	NA	NA	NA	NA	NA	< 1.0	< 1.0	< 1.0	< 1.0	< 1.0	< 1.0	NA	NA	NA	NA	NA	NA	NA	NA	NA	NA
Total Xylenes	µg/L	280	< 2.0	< 2.0	< 2.0	< 2.0	< 2.0	< 2.0 J	< 2.0	< 2.0	NA	NA	NA	NA	NA	NA	NA	NA	NA	< 2.0	< 2.0	< 2.0	< 2.0	< 2.0	< 2.0	NA	NA	NA	NA	NA	NA	NA	NA	NA	NA
trans-1,2-Dichloroethene	µg/L	100	< 1.0	< 1.0	< 1.0	< 1.0	< 1.0	< 1.0 J	< 1.0	< 1.0	< 1.0	< 1.0	< 1.0	< 1.0	< 1.0	< 1.0 F	< 1.0	< 1.0	< 1.0	< 1.0	< 1.0	< 1.0	< 1.0	< 1.0	< 1.0	< 1.0	< 1.0	< 1.0	< 1.0	< 1.0	< 1.0	< 1.0	< 1.0	< 1.0	< 1.0
trans-1,3-Dichloropropene	µg/L	NS	< 1.0	< 1.0	< 1.0	< 1.0	< 1.0	< 1.0 J	< 1.0	< 1.0	NA	NA	NA	NA	NA	NA	NA	NA	NA	< 1.0	< 1.0	< 1.0	< 1.0	< 1.0	< 1.0	< 1.0	< 1.0	NA	NA	NA	NA	NA	NA	NA	NA	NA
Trichloroethene	µg/L	5.0	< 1.0	< 1.0	< 1.0	< 1.0	< 1.0	< 1.0 J	< 1.0	< 1.0 J	< 1.0	< 1.0	< 1.0	< 1.0	< 1.0	< 1.0	< 1.0	< 1.0	< 1.0	< 1.0	< 1.0	< 1.0	< 1.0	< 1.0	< 1.0	< 1.0	< 1.0	< 1.0	< 1.0	< 1.0	< 1.0	< 1.0	< 1.0	< 1.0	< 1.0
Vinyl chloride	µg/L	2.0	< 1.0	0.63 J	< 1.0	< 1.0	< 1.0	0.45 J	0.60 J	< 1.0	< 1.0	0.84 J	0.80 J	0.20 J	< 1.0	< 1.0	0.68 J	0.22 J	0.65 J	0.88 J	1.5	1.2	0.98 J	0.34 J	0.85 J	0.87 J	0.84 J	1.2	1.2	0.91 J	1.1	0.99 J	0.74 J	1.2
Gases																																			
Ethane	µg/L	NS	NA	NA	NA	NA	NA	NA	NA	NA	NA	NA	NA	NA	NA	NA	NA	NA	NA	NA	NA	NA	NA	NA	NA	NA	NA	NA	NA	NA	NA	NA	NA	NA	NA
Ethene	µg/L	NS	NA	NA	NA	NA	NA	NA	NA	NA	NA	NA	NA	NA	NA	NA	NA	NA	NA	NA	NA	NA	NA	NA	NA	NA	NA	NA	NA	NA	NA	NA	NA	NA	NA
Methane	µg/L	NS	NA	NA	NA	NA	NA	NA	NA	NA	NA	NA	NA	NA	NA	NA	NA	NA	NA	NA	NA	NA	NA	NA	NA	NA	NA	NA	NA	NA	NA	NA	NA	NA	NA
Other																																			
Carbon	mg/L	NS	NA	NA	NA	NA	NA	NA	NA	NA	NA	NA	NA	NA	NA	NA	NA	NA	NA	NA	NA	NA	NA	NA	NA	NA	NA	NA	NA	NA	NA	NA	NA	NA	NA
Nitrate-N	mg/L	10	NA	NA	NA	NA	NA	NA	NA	NA	NA	NA	NA	NA	NA	NA	NA	NA	NA	NA	NA	NA	NA	NA	NA	NA	NA	NA	NA	NA	NA	NA	NA	NA	NA
Sulfate	mg/L	250	NA	NA	NA	NA	NA	NA	NA	NA	NA	NA	NA	NA	NA	NA	NA	NA	NA	NA	NA	NA	NA	NA	NA	NA	NA	NA	NA	NA	NA	NA	NA	NA	NA
Total Organic Carbon	mg/L	NS	NA	NA	NA	NA	NA	NA	NA	NA	NA	NA	NA	NA	NA	NA	NA	NA	NA	NA	NA	NA	NA	NA	NA	NA	NA	NA	NA	NA	NA	NA	NA	NA	NA
Metals																																			
Iron, Dissolved	µg/L	300	NA	NA	NA	NA	NA	NA	NA	NA	NA	NA	NA	NA	NA	NA	NA	NA	NA	NA	NA	NA	NA	NA	NA	NA	NA	NA	NA	NA	NA	NA	NA	NA	NA
Iron	µg/L	300	NA	NA	NA	NA	NA	NA	NA	NA	NA	NA	NA	NA	NA	NA	NA	NA	NA	NA	NA	NA	NA	NA	NA	NA	NA	NA	NA	NA	NA	NA	NA	NA	NA
Manganese, Dissolved	µg/L	50	NA	NA	NA	NA	NA	NA	NA	NA	NA	NA	NA	NA	NA	NA	NA	NA	NA	NA	NA	NA	NA	NA	NA	NA	NA	NA	NA	NA	NA	NA	NA	NA	NA
Manganese	µg/L	50	NA	NA	NA	NA	NA	NA	NA	NA	NA	NA	NA	NA	NA	NA	NA	NA	NA	NA	NA	NA	NA	NA	NA	NA	NA	NA	NA	NA	NA	NA	NA	NA	NA

See Notes on Last Page.

Table 2
On-Site Groundwater Analytical Results
Ford Livonia Transmission Plant
36200 Plymouth Road
Livonia, Michigan

Location:		EGLE Non-Residential Drinking Water Criteria	MW-54S										MW-55																MW-55D							
Screen Interval (ft. bgs):			4.5-9.5										15-20																19-24							
Date:	Unit		4/29/2019	6/10/2019	9/27/2019	11/19/2019	2/12/2020	5/21/2020	8/11/2020	11/5/2020	2/24/2021	5/6/2021	7/27/2017	11/8/2017	2/7/2018	5/10/2018	8/13/2018	10/31/2018	2/27/2019	6/11/2019	9/25/2019	11/20/2019	2/11/2020	8/11/2020	11/6/2020	2/25/2021	5/21/2021	6/11/2019	9/25/2019	11/20/2019	2/12/2020	8/11/2020	11/6/2020	2/25/2021	5/21/2021
Semi-volatile Organic Compounds (SVOCs)																																				
1,4-Dioxane	µg/L	350	< 2.0	< 2.0	< 2.0	< 2.0	< 2.0	< 2.0	< 2.0	< 2.0	< 2.0	< 2.0	1.2 J	1.4 J	0.96 J	1.2 J	1.1 J	1.6 J	< 2.0	1.2 J	< 2.0	0.65 J	< 2.0	1.1 J	1.8 J	< 2.0	< 4.0	2.8	2.6	1.8 J	1.4 J	1.4 J	2.1	< 2.0	< 2.0
Volatile Organic Compounds (VOCs)																																				
1,1,1-Trichloroethane	µg/L	200	NA	NA	NA	NA	NA	NA	NA	NA	NA	NA	< 1.0	< 1.0	< 1.0	< 1.0	< 1.0	< 1.0	< 1.0	NA	NA	NA	NA	NA	NA	NA	NA	NA	NA	NA	NA	NA	NA	NA	NA	NA
1,1,2,2-Tetrachloroethane	µg/L	35	NA	NA	NA	NA	NA	NA	NA	NA	NA	NA	< 1.0	< 1.0	< 1.0	< 1.0	< 1.0	< 1.0	< 1.0	NA	NA	NA	NA	NA	NA	NA	NA	NA	NA	NA	NA	NA	NA	NA	NA	NA
1,1,2-trichloro-1,2,2-trifluoroethane	µg/L	170,000	NA	NA	NA	NA	NA	NA	NA	NA	NA	NA	< 1.0	< 1.0	< 1.0	< 1.0	< 1.0	< 1.0	< 1.0 J	NA	NA	NA	NA	NA	NA	NA	NA	NA	NA	NA	NA	NA	NA	NA	NA	NA
1,1,2-Trichloroethane	µg/L	5.0	NA	NA	NA	NA	NA	NA	NA	NA	NA	NA	< 1.0	< 1.0	< 1.0	< 1.0	< 1.0	< 1.0	< 1.0	NA	NA	NA	NA	NA	NA	NA	NA	NA	NA	NA	NA	NA	NA	NA	NA	NA
1,1-Dichloroethane	µg/L	2,500	NA	NA	NA	NA	NA	NA	NA	NA	NA	NA	< 1.0	< 1.0	< 1.0	< 1.0	< 1.0	< 1.0	< 1.0	NA	NA	NA	NA	NA	NA	NA	NA	NA	NA	NA	NA	NA	NA	NA	NA	NA
1,1-Dichloroethene	µg/L	7.0	< 1.0	< 1.0	< 1.0 J	< 1.0	< 1.0	< 1.0	< 1.0	< 1.0	< 1.0	< 1.0	< 1.0	< 1.0	< 1.0	< 1.0	< 1.0	< 1.0	< 1.0	< 1.0	< 1.0	< 1.0	< 5.0	< 1.0	< 1.0	< 5.0	< 5.0	< 1.0	< 1.0	< 1.0	< 1.0	< 1.0	< 1.0	< 5.0	< 5.0
1,2,3-Trimethylbenzene	µg/L	NS	NA	NA	NA	NA	NA	NA	NA	NA	NA	NA	< 5.0	< 5.0	< 5.0	< 5.0	< 5.0	< 5.0	< 5.0	NA	NA	NA	NA	NA	NA	NA	NA	NA	NA	NA	NA	NA	NA	NA	NA	NA
1,2,4-Trichlorobenzene	µg/L	70	NA	NA	NA	NA	NA	NA	NA	NA	NA	NA	< 1.0	< 1.0	< 1.0	< 1.0	< 1.0	< 1.0	< 1.0	NA	NA	NA	NA	NA	NA	NA	NA	NA	NA	NA	NA	NA	NA	NA	NA	NA
1,2,4-Trimethylbenzene	µg/L	63	NA	NA	NA	NA	NA	NA	NA	NA	NA	NA	< 1.0	< 1.0	< 1.0	< 1.0	< 1.0	< 1.0	< 1.0	NA	NA	NA	NA	NA	NA	NA	NA	NA	NA	NA	NA	NA	NA	NA	NA	NA
1,2-Dibromo-3-chloropropane	µg/L	0.2	NA	NA	NA	NA	NA	NA	NA	NA	NA	NA	< 1.0	< 1.0	< 1.0	< 1.0	< 1.0	< 1.0	< 1.0	NA	NA	NA	NA	NA	NA	NA	NA	NA	NA	NA	NA	NA	NA	NA	NA	NA
1,2-Dibromoethane	µg/L	0.05	NA	NA	NA	NA	NA	NA	NA	NA	NA	NA	< 1.0	< 1.0	< 1.0	< 1.0	< 1.0	< 1.0	< 1.0	NA	NA	NA	NA	NA	NA	NA	NA	NA	NA	NA	NA	NA	NA	NA	NA	NA
1,2-Dichlorobenzene	µg/L	600	NA	NA	NA	NA	NA	NA	NA	NA	NA	NA	< 1.0	< 1.0	< 1.0	< 1.0	< 1.0	< 1.0	< 1.0	NA	NA	NA	NA	NA	NA	NA	NA	NA	NA	NA	NA	NA	NA	NA	NA	NA
1,2-Dichloroethane	µg/L	5.0	NA	NA	NA	NA	NA	NA	NA	NA	NA	NA	< 1.0	< 1.0	< 1.0	< 1.0	< 1.0	< 1.0	< 1.0	NA	NA	NA	NA	NA	NA	NA	NA	NA	NA	NA	NA	NA	NA	NA	NA	NA
1,2-Dichloropropane	µg/L	5.0	NA	NA	NA	NA	NA	NA	NA	NA	NA	NA	< 1.0	< 1.0	< 1.0	< 1.0	< 1.0	< 1.0	< 1.0	NA	NA	NA	NA	NA	NA	NA	NA	NA	NA	NA	NA	NA	NA	NA	NA	NA
1,3,5-Trimethylbenzene	µg/L	72	NA	NA	NA	NA	NA	NA	NA	NA	NA	NA	< 1.0	< 1.0	< 1.0	< 1.0	< 1.0	< 1.0	< 1.0	NA	NA	NA	NA	NA	NA	NA	NA	NA	NA	NA	NA	NA	NA	NA	NA	NA
1,3-Dichlorobenzene	µg/L	19	NA	NA	NA	NA	NA	NA	NA	NA	NA	NA	< 1.0	< 1.0	< 1.0	< 1.0	< 1.0	< 1.0	< 1.0	NA	NA	NA	NA	NA	NA	NA	NA	NA	NA	NA	NA	NA	NA	NA	NA	NA
1,4-Dichlorobenzene	µg/L	75	NA	NA	NA	NA	NA	NA	NA	NA	NA	NA	< 1.0	< 1.0	< 1.0	< 1.0	< 1.0	0.25 J	< 1.0	NA	NA	NA	NA	NA	NA	NA	NA	NA	NA	NA	NA	NA	NA	NA	NA	NA
2-Butanone (MEK)	µg/L	38,000	NA	NA	NA	NA	NA	NA	NA	NA	NA	NA	< 10	< 10	< 10	< 10	< 10	< 10	< 10	NA	NA	NA	NA	NA	NA	NA	NA	NA	NA	NA	NA	NA	NA	NA	NA	NA
2-Methylnaphthalene	µg/L	750	NA	NA	NA	NA	NA	NA	NA	NA	NA	NA	NA	NA	NA	NA	NA	NA	NA	NA	NA	NA	NA	NA	NA	NA	NA	NA	NA	NA	NA	NA	NA	NA	NA	NA
4-Methyl-2-Pentanone (MIBK)	µg/L	5,200	NA	NA	NA	NA	NA	NA	NA	NA	NA	NA	< 10	< 10	< 10	< 10	< 10	< 10	< 10	NA	NA	NA	NA	NA	NA	NA	NA	NA	NA	NA	NA	NA	NA	NA	NA	NA
Acetone	µg/L	2,100	NA	NA	NA	NA	NA	NA	NA	NA	NA	NA	< 10	< 10	< 10	< 10 UB	< 10	< 10	< 10	NA	NA	NA	NA	NA	NA	NA	NA	NA	NA	NA	NA	NA	NA	NA	NA	NA
Benzene	µg/L	5.0	NA	NA	NA	NA	NA	NA	NA	NA	NA	NA	< 1.0	< 1.0	< 1.0	< 1.0	< 1.0	< 1.0	< 1.0	NA	NA	NA	NA	NA	NA	NA	NA	NA	NA	NA	NA	NA	NA	NA	NA	NA
Bromodichloromethane	µg/L	80	NA	NA	NA	NA	NA	NA	NA	NA	NA	NA	< 1.0	< 1.0	< 1.0	< 1.0	< 1.0	< 1.0	< 1.0	NA	NA	NA	NA	NA	NA	NA	NA	NA	NA	NA	NA	NA	NA	NA	NA	NA
Bromoform	µg/L	80	NA	NA	NA	NA	NA	NA	NA	NA	NA	NA	< 1.0	< 1.0	< 1.0	< 1.0	< 1.0	< 1.0	< 1.0 J	NA	NA	NA	NA	NA	NA	NA	NA	NA	NA	NA	NA	NA	NA	NA	NA	NA
Bromomethane	µg/L	29	NA	NA	NA	NA	NA	NA	NA	NA	NA	NA	< 1.0	< 1.0	< 1.0	< 1.0	< 1.0	< 1.0	< 1.0	NA	NA	NA	NA	NA	NA	NA	NA	NA	NA	NA	NA	NA	NA	NA	NA	NA
Carbon Disulfide	µg/L	2,300	NA	NA	NA	NA	NA	NA	NA	NA	NA	NA	< 5.0	< 5.0	< 5.0	< 5.0	< 5.0	< 5.0	< 5.0	NA	NA	NA	NA	NA	NA	NA	NA	NA	NA	NA	NA	NA	NA	NA	NA	NA
Carbon Tetrachloride	µg/L	5.0	NA	NA	NA	NA	NA	NA	NA	NA	NA	NA	< 1.0	< 1.0	< 1.0	< 1.0	< 1.0	< 1.0	< 1.0 J	NA	NA	NA	NA	NA	NA	NA	NA	NA	NA	NA	NA	NA	NA	NA	NA	NA
Trichlorofluoromethane (CFC-11)	µg/L	7,300	NA	NA	NA	NA	NA	NA	NA	NA	NA	NA	< 1.0	< 1.0	< 1.0	< 1.0	< 1.0	< 1.0	< 1.0	NA	NA	NA	NA	NA	NA	NA	NA	NA	NA	NA	NA	NA	NA	NA	NA	NA
Dichlorodifluoromethane (CFC-12)	µg/L	4,800	NA	NA	NA	NA	NA	NA	NA	NA	NA	NA	< 1.0	< 1.0	< 1.0	< 1.0	< 1.0	< 1.0	< 1.0	NA	NA	NA	NA	NA	NA	NA	NA	NA	NA	NA	NA	NA	NA	NA	NA	NA
Chlorobenzene	µg/L	100	NA	NA	NA	NA	NA	NA	NA	NA	NA	NA	< 1.0	< 1.0	< 1.0	< 1.0	< 1.0	< 1.0	< 1.0	NA	NA	NA	NA	NA	NA	NA	NA	NA	NA	NA	NA	NA	NA	NA	NA	NA
Chlorodibromomethane	µg/L	80	NA	NA	NA	NA	NA	NA	NA	NA	NA	NA	< 1.0	< 1.0	< 1.0	< 1.0	< 1.0	< 1.0	< 1.0	NA	NA	NA	NA	NA	NA	NA	NA	NA	NA	NA	NA	NA	NA	NA	NA	NA
Chloroethane	µg/L	1,700	NA	NA	NA	NA	NA	NA	NA	NA	NA	NA	< 1.0	< 1.0	< 1.0	< 1.0	< 1.0	< 1.0	< 1.0	NA	NA	NA	NA	NA	NA	NA	NA	NA	NA	NA	NA	NA	NA	NA	NA	NA
Chloroform	µg/L	80	NA	NA	NA	NA	NA	NA	NA	NA	NA	NA	< 1.0	< 1.0	< 1.0	< 1.0	< 1.0	< 1.0	< 1.0	NA	NA	NA	NA	NA	NA	NA	NA	NA	NA	NA	NA	NA	NA	NA	NA	NA
Chloromethane	µg/L	1,100	NA	NA	NA	NA	NA	NA	NA	NA	NA	NA	< 1.0	< 1.0 J	< 1.0	< 1.0	< 1.0	< 1.0	< 1.0	NA	NA	NA	NA	NA	NA	NA	NA	NA	NA	NA	NA	NA	NA	NA	NA	NA
cis-1,2-Dichloroethene	µg/L	70	0.26 J	< 1.0	< 1.0 J	< 1.0	< 1.0	< 1.0	< 1.0	< 1.0	< 1.0	< 1.0	< 1.0	< 1.0	< 1.0	< 1.0	< 1.0	0.19 J	< 1.0	< 1.0	0.89 J	< 1.0	< 5.0	< 1.0	< 1.0	< 5.0	< 5.0	< 1.0	0.79 J	< 1.0	< 1.0	< 1.0	< 1.0	< 5.0	< 5.0
cis-1,3-Dichloropropene	µg/L	NS	NA	NA	NA	NA	NA	NA	NA	NA	NA	NA	< 1.0	< 1.0	< 1.0	< 1.0	< 1.0	< 1.0	< 1.0	NA	NA	NA	NA	NA	NA	NA	NA	NA	NA	NA	NA	NA	NA	NA	NA	NA
Cyclohexane	µg/L	NS	NA	NA	NA	NA	NA	NA	NA	NA	NA	NA	< 1.0	< 1.0	< 1.0	< 1.0	< 1.0	< 1.0	< 1.0	NA	NA	NA	NA	NA	NA	NA	NA	NA	NA	NA	NA	NA	NA	NA	NA	NA
Dichloromethane	µg/L	5.0	NA	NA	NA	NA	NA	NA	NA	NA	NA	NA	< 5.0	< 5.0	< 5.0	< 5.0	< 5.0	< 5.0	< 5.0	NA	NA	NA	NA	NA	NA	NA	NA	NA	NA	NA	NA	NA	NA	NA	NA	NA
Diethyl ether	µg/L	10	NA	NA	NA	NA	NA	NA	NA	NA	NA	NA	< 2.0	< 2.0	< 2.0	< 2.0	< 2.0	< 2.0	< 2.0	NA	NA	NA	NA	NA	NA	NA	NA	NA	NA	NA	NA	NA	NA	NA	NA	NA
Ethylbenzene	µg/L	74	NA	NA	NA	NA	NA	NA	NA	NA	NA	NA	< 1.0	< 1.0	< 1.0	< 1.0	< 1.0	< 1.0	< 1.0	NA	NA	NA	NA	NA	NA	NA	NA	NA	NA	NA	NA	NA	NA	NA	NA	NA
Isopropylbenzene	µg/L	2,300	NA	NA	NA	NA	NA	NA	NA	NA	NA	NA	< 1.0	< 1.0	< 1.0	< 1.0	< 1.0	< 1.0	< 1.0	NA	NA	NA	NA	NA	NA	NA	NA	NA	NA	NA	NA	NA	NA	NA	NA	NA
Methyl Acetate	µg/L	NS	NA	NA	NA	NA	NA	NA	NA	NA	NA	NA	< 10	< 10	< 10	< 10	< 10	< 10	< 10	NA	NA	NA	NA	NA	NA	NA	NA	NA	NA	NA	NA	NA	NA	NA	NA	NA
Methyl N-Butyl Ketone (2-Hexanone)	µg/L	2,900	NA	NA	NA	NA	NA	NA	NA	NA	NA	NA	< 10	< 10	< 10	< 10	< 10	< 10	< 10	NA	NA	NA	NA	NA	NA	NA	NA	NA	NA	NA	NA	NA	NA	NA	NA	NA
Methylcyclohexane	µg/L	NS	NA	NA	NA	NA	NA	NA	NA	NA	NA	NA	< 1.0	< 1.0	< 1.0	< 1.0	< 1.0	< 1.0	< 1.0	NA	NA	NA	NA	NA	NA	NA	NA	NA	NA	NA	NA	NA	NA	NA	NA	NA

See Notes on Last Page.

Table 2
On-Site Groundwater Analytical Results
Ford Livonia Transmission Plant
36200 Plymouth Road
Livonia, Michigan

Location:		EGLE Non-Residential Drinking Water Criteria	MW-54S										MW-55																MW-55D							
Screen Interval (ft. bgs):			4.5-9.5										15-20																19-24							
Date:	Unit		4/29/2019	6/10/2019	9/27/2019	11/19/2019	2/12/2020	5/21/2020	8/11/2020	11/5/2020	2/24/2021	5/6/2021	7/27/2017	11/8/2017	2/7/2018	5/10/2018	8/13/2018	10/31/2018	2/27/2019	6/11/2019	9/25/2019	11/20/2019	2/11/2020	8/11/2020	11/6/2020	2/25/2021	5/21/2021	6/11/2019	9/25/2019	11/20/2019	2/12/2020	8/11/2020	11/6/2020	2/25/2021	5/21/2021
Methyl-tert-butyl ether	µg/L	40	NA	NA	NA	NA	NA	NA	NA	NA	NA	NA	< 1.0	< 1.0	< 1.0	< 1.0	< 1.0	< 1.0	< 1.0	NA	NA	NA	NA	NA	NA	NA	NA	NA	NA	NA	NA	NA	NA	NA	NA	NA
Naphthalene	µg/L	1,500	NA	NA	NA	NA	NA	NA	NA	NA	NA	NA	NA	NA	NA	NA	NA	NA	NA	NA	NA	NA	NA	NA	NA	NA	NA	NA	NA	NA	NA	NA	NA	NA	NA	NA
Styrene (Monomer)	µg/L	100	NA	NA	NA	NA	NA	NA	NA	NA	NA	NA	< 1.0	< 1.0	< 1.0	< 1.0	< 1.0	< 1.0	< 1.0	NA	NA	NA	NA	NA	NA	NA	NA	NA	NA	NA	NA	NA	NA	NA	NA	NA	NA
Tetrachloroethene	µg/L	5.0	< 1.0	< 1.0	< 1.0 J	< 1.0	< 1.0	< 1.0	< 1.0	< 1.0	< 1.0	< 1.0	< 1.0	< 1.0	< 1.0	< 1.0	< 1.0	< 1.0	< 1.0 J	< 1.0	< 1.0	< 1.0	< 5.0	< 1.0	< 1.0	< 5.0	< 5.0	< 1.0	< 1.0	< 1.0	< 1.0	< 1.0	< 1.0	< 5.0	< 5.0
Toluene	µg/L	790	NA	NA	NA	NA	NA	NA	NA	NA	NA	NA	< 1.0	< 1.0	< 1.0	< 1.0	< 1.0	< 1.0	< 1.0	NA	NA	NA	NA	NA	NA	NA	NA	NA	NA	NA	NA	NA	NA	NA	NA	NA	NA
Total Xylenes	µg/L	280	NA	NA	NA	NA	NA	NA	NA	NA	NA	NA	< 2.0	< 2.0	< 2.0	< 2.0	< 2.0	< 2.0	< 2.0	NA	NA	NA	NA	NA	NA	NA	NA	NA	NA	NA	NA	NA	NA	NA	NA	NA	NA
trans-1,2-Dichloroethene	µg/L	100	< 1.0	< 1.0	< 1.0 J	< 1.0	< 1.0	< 1.0	< 1.0	< 1.0	< 1.0	< 1.0	< 1.0	< 1.0	< 1.0	< 1.0	< 1.0	< 1.0	< 1.0	< 1.0	< 1.0	< 1.0	< 5.0	< 1.0	< 1.0	< 5.0	< 5.0	< 1.0	< 1.0	< 1.0	< 1.0	< 1.0	< 1.0	< 5.0	< 5.0
trans-1,3-Dichloropropene	µg/L	NS	NA	NA	NA	NA	NA	NA	NA	NA	NA	NA	< 1.0	< 1.0	< 1.0	< 1.0	< 1.0	< 1.0	< 1.0	NA	NA	NA	NA	NA	NA	NA	NA	NA	NA	NA	NA	NA	NA	NA	NA	NA	NA
Trichloroethene	µg/L	5.0	< 1.0	< 1.0	< 1.0 J	< 1.0	< 1.0	< 1.0	< 1.0	< 1.0	< 1.0	< 1.0	< 1.0	< 1.0	< 1.0	< 1.0	< 1.0	< 1.0	< 1.0 J	< 1.0	< 1.0	< 1.0	< 5.0	< 1.0	< 1.0	< 5.0	< 5.0	< 1.0	< 1.0	< 1.0	< 1.0	< 1.0	< 1.0	< 5.0	< 5.0
Vinyl chloride	µg/L	2.0	< 1.0	< 1.0	< 1.0 J	< 1.0	< 1.0	< 1.0	< 1.0	< 1.0	< 1.0	< 1.0	0.84 J	0.65 J	< 1.0	0.48 J	0.39 J	0.57 J	0.54 J	0.48 J	0.58 J	0.50 J	< 5.0	< 1.0	0.31 J	< 5.0	< 5.0	0.34 J	< 1.0	< 1.0	0.35 J	< 1.0	< 1.0	< 5.0	< 5.0
Gases																																				
Ethane	µg/L	NS	NA	NA	NA	NA	NA	NA	NA	NA	NA	NA	NA	NA	NA	NA	NA	NA	NA	NA	NA	NA	NA	NA	NA	NA	NA	NA	NA	NA	NA	NA	NA	NA	NA	NA
Ethene	µg/L	NS	NA	NA	NA	NA	NA	NA	NA	NA	NA	NA	NA	NA	NA	NA	NA	NA	NA	NA	NA	NA	NA	NA	NA	NA	NA	NA	NA	NA	NA	NA	NA	NA	NA	NA
Methane	µg/L	NS	NA	NA	NA	NA	NA	NA	NA	NA	NA	NA	NA	NA	NA	NA	NA	NA	NA	NA	NA	NA	NA	NA	NA	NA	NA	NA	NA	NA	NA	NA	NA	NA	NA	NA
Other																																				
Carbon	mg/L	NS	NA	NA	NA	NA	NA	NA	NA	NA	NA	NA	NA	NA	NA	NA	NA	NA	NA	NA	NA	NA	NA	NA	NA	NA	NA	NA	NA	NA	NA	NA	NA	NA	NA	NA
Nitrate-N	mg/L	10	NA	NA	NA	NA	NA	NA	NA	NA	NA	NA	NA	NA	NA	NA	NA	NA	NA	NA	NA	NA	NA	NA	NA	NA	NA	NA	NA	NA	NA	NA	NA	NA	NA	NA
Sulfate	mg/L	250	NA	NA	NA	NA	NA	NA	NA	NA	NA	NA	NA	NA	NA	NA	NA	NA	NA	NA	NA	NA	NA	NA	NA	NA	NA	NA	NA	NA	NA	NA	NA	NA	NA	NA
Total Organic Carbon	mg/L	NS	NA	NA	NA	NA	NA	NA	NA	NA	NA	NA	NA	NA	NA	NA	NA	NA	NA	NA	NA	NA	NA	NA	NA	NA	NA	NA	NA	NA	NA	NA	NA	NA	NA	NA
Metals																																				
Iron, Dissolved	µg/L	300	NA	NA	NA	NA	NA	NA	NA	NA	NA	NA	NA	NA	NA	NA	NA	NA	NA	NA	NA	NA	NA	NA	NA	NA	NA	NA	NA	NA	NA	NA	NA	NA	NA	NA
Iron	µg/L	300	NA	NA	NA	NA	NA	NA	NA	NA	NA	NA	NA	NA	NA	NA	NA	NA	NA	NA	NA	NA	NA	NA	NA	NA	NA	NA	NA	NA	NA	NA	NA	NA	NA	NA
Manganese, Dissolved	µg/L	50	NA	NA	NA	NA	NA	NA	NA	NA	NA	NA	NA	NA	NA	NA	NA	NA	NA	NA	NA	NA	NA	NA	NA	NA	NA	NA	NA	NA	NA	NA	NA	NA	NA	NA
Manganese	µg/L	50	NA	NA	NA	NA	NA	NA	NA	NA	NA	NA	NA	NA	NA	NA	NA	NA	NA	NA	NA	NA	NA	NA	NA	NA	NA	NA	NA	NA	NA	NA	NA	NA	NA	NA

See Notes on Last Page.

Table 2
On-Site Groundwater Analytical Results
Ford Livonia Transmission Plant
36200 Plymouth Road
Livonia, Michigan

Location:			MW-56																MW-57														
Screen Interval (ft. bgs):			16-21																17-22														
Date:	Unit	EGLE Non-Residential Drinking Water Criteria	4/24/2017	7/28/2017	11/8/2017	2/14/2018	5/9/2018	8/13/2018	10/31/2018	2/27/2019	6/11/2019	9/25/2019	11/20/2019	2/11/2020	8/12/2020	11/6/2020	2/25/2021	5/21/2021	7/27/2017	11/7/2017	2/9/2018	5/9/2018	8/6/2018	10/25/2018	2/28/2019	6/11/2019	9/27/2019	11/19/2019	2/12/2020	5/20/2020	8/12/2020	11/5/2020	2/25/2021	5/6/2021
Semi-volatile Organic Compounds (SVOCs)																																	
1,4-Dioxane	µg/L	350	3.8	2.7	2.2	1.6 J	2.7	2.3	2.7	2.9	3.7	2.4	0.49 J	< 2.0	1.1 J	1.1 J	< 2.0	< 2.0	4.6	4.9	4.9	3.9	4.5	4.6	3.1	3.6	3.3	1.8 J	1.2 J	1.4 J	1.8 J	1.8 J	< 2.0	< 2.0
Volatile Organic Compounds (VOCs)																																	
1,1,1-Trichloroethane	µg/L	200	< 1.0	< 1.0	< 1.0	< 1.0	< 1.0	< 1.0	< 1.0	< 1.0	NA	NA	NA	NA	NA	NA	NA	NA	< 1.0	< 1.0	< 1.0	< 1.0	< 1.0	< 1.0	< 1.0	NA	NA	NA	NA	NA	NA	NA	NA	NA
1,1,2,2-Tetrachloroethane	µg/L	35	< 1.0	< 1.0	< 1.0	< 1.0	< 1.0	< 1.0	< 1.0	< 1.0	NA	NA	NA	NA	NA	NA	NA	NA	< 1.0	< 1.0	< 1.0	< 1.0	< 1.0	< 1.0	< 1.0	NA	NA	NA	NA	NA	NA	NA	NA	NA
1,1,2-trichloro-1,2,2-trifluoroethane	µg/L	170,000	< 1.0	< 1.0	< 1.0	< 1.0	< 1.0	< 1.0	< 1.0	< 1.0 J	NA	NA	NA	NA	NA	NA	NA	NA	< 1.0	< 1.0	< 1.0	< 1.0	< 1.0	< 1.0	< 1.0	NA	NA	NA	NA	NA	NA	NA	NA	NA
1,1,2-Trichloroethane	µg/L	5.0	< 1.0	< 1.0	< 1.0	< 1.0	< 1.0	< 1.0	< 1.0	< 1.0	NA	NA	NA	NA	NA	NA	NA	NA	< 1.0	< 1.0	< 1.0	< 1.0	< 1.0	< 1.0	< 1.0	NA	NA	NA	NA	NA	NA	NA	NA	NA
1,1-Dichloroethane	µg/L	2,500	< 1.0	< 1.0	< 1.0	< 1.0	< 1.0	< 1.0	< 1.0	< 1.0	NA	NA	NA	NA	NA	NA	NA	NA	< 1.0	< 1.0	< 1.0	< 1.0	< 1.0	< 1.0	< 1.0	NA	NA	NA	NA	NA	NA	NA	NA	NA
1,1-Dichloroethene	µg/L	7.0	< 1.0	< 1.0	< 1.0	< 1.0	< 1.0	< 1.0	< 1.0	< 1.0	< 1.0	< 1.0	< 1.0	< 5.0	< 3.3	< 2.5	< 5.0	< 5.0	< 1.0	< 1.0	< 1.0	< 1.0	< 1.0	< 1.0	< 1.0	< 1.0	< 1.0	< 1.0	< 1.0	< 1.0	< 1.0	< 1.0	< 1.0
1,2,3-Trimethylbenzene	µg/L	NS	< 5.0	< 5.0	< 5.0	< 5.0	< 5.0	< 5.0	< 5.0	< 5.0	NA	NA	NA	NA	NA	NA	NA	NA	< 5.0	< 5.0	< 5.0	< 5.0	< 5.0	< 5.0	< 5.0	NA	NA	NA	NA	NA	NA	NA	NA	NA
1,2,4-Trichlorobenzene	µg/L	70	< 1.0	< 1.0	< 1.0	< 1.0	< 1.0	< 1.0	< 1.0	< 1.0	NA	NA	NA	NA	NA	NA	NA	NA	< 1.0	< 1.0	< 1.0	< 1.0	< 1.0	< 1.0	< 1.0	NA	NA	NA	NA	NA	NA	NA	NA	NA
1,2,4-Trimethylbenzene	µg/L	63	< 1.0	< 1.0	< 1.0	< 1.0	< 1.0	< 1.0	< 1.0	< 1.0	NA	NA	NA	NA	NA	NA	NA	NA	< 1.0	< 1.0	< 1.0	< 1.0	< 1.0	< 1.0	< 1.0	NA	NA	NA	NA	NA	NA	NA	NA	NA
1,2-Dibromo-3-chloropropane	µg/L	0.2	< 1.0	< 1.0	< 1.0	< 1.0	< 1.0	< 1.0	< 1.0	< 1.0	NA	NA	NA	NA	NA	NA	NA	NA	< 1.0	< 1.0	< 1.0	< 1.0	< 1.0	< 1.0	< 1.0 J	NA	NA	NA	NA	NA	NA	NA	NA	NA
1,2-Dibromoethane	µg/L	0.05	< 1.0	< 1.0	< 1.0	< 1.0	< 1.0	< 1.0	< 1.0	< 1.0	NA	NA	NA	NA	NA	NA	NA	NA	< 1.0	< 1.0	< 1.0	< 1.0	< 1.0	< 1.0	< 1.0	NA	NA	NA	NA	NA	NA	NA	NA	NA
1,2-Dichlorobenzene	µg/L	600	< 1.0	< 1.0	< 1.0	< 1.0	< 1.0	< 1.0	< 1.0	< 1.0	NA	NA	NA	NA	NA	NA	NA	NA	< 1.0	< 1.0	< 1.0	< 1.0	< 1.0	< 1.0	< 1.0	NA	NA	NA	NA	NA	NA	NA	NA	NA
1,2-Dichloroethane	µg/L	5.0	< 1.0	< 1.0	< 1.0	< 1.0	< 1.0	< 1.0	< 1.0	< 1.0	NA	NA	NA	NA	NA	NA	NA	NA	< 1.0	< 1.0	< 1.0	< 1.0	< 1.0	< 1.0	< 1.0	NA	NA	NA	NA	NA	NA	NA	NA	NA
1,2-Dichloropropane	µg/L	5.0	< 1.0	< 1.0	< 1.0	< 1.0	< 1.0	< 1.0	< 1.0	< 1.0	NA	NA	NA	NA	NA	NA	NA	NA	< 1.0	< 1.0	< 1.0	< 1.0	< 1.0	< 1.0	< 1.0	NA	NA	NA	NA	NA	NA	NA	NA	NA
1,3,5-Trimethylbenzene	µg/L	72	< 1.0	< 1.0	< 1.0	< 1.0	< 1.0	< 1.0	< 1.0	< 1.0	NA	NA	NA	NA	NA	NA	NA	NA	< 1.0	< 1.0	< 1.0	< 1.0	< 1.0	< 1.0	< 1.0	NA	NA	NA	NA	NA	NA	NA	NA	NA
1,3-Dichlorobenzene	µg/L	19	< 1.0	< 1.0	< 1.0	< 1.0	< 1.0	< 1.0	< 1.0	< 1.0	NA	NA	NA	NA	NA	NA	NA	NA	< 1.0	< 1.0	< 1.0	< 1.0	< 1.0	0.16 J	< 1.0	NA	NA	NA	NA	NA	NA	NA	NA	NA
1,4-Dichlorobenzene	µg/L	75	< 1.0	< 1.0	< 1.0	< 1.0	< 1.0	< 1.0	< 1.0	< 1.0	NA	NA	NA	NA	NA	NA	NA	NA	< 1.0	< 1.0	< 1.0	< 1.0	< 1.0	< 1.0	< 1.0	NA	NA	NA	NA	NA	NA	NA	NA	NA
2-Butanone (MEK)	µg/L	38,000	< 10	< 10	< 10	< 10	< 10	< 10	< 10	< 10	NA	NA	NA	NA	NA	NA	NA	NA	< 10	< 10	< 10	< 10	< 10	< 10	2.7 J	NA	NA	NA	NA	NA	NA	NA	NA	NA
2-Methylnaphthalene	µg/L	750	NA	NA	NA	NA	NA	NA	NA	NA	NA	NA	NA	NA	NA	NA	NA	NA	NA	NA	NA	NA	NA	NA	NA	NA	NA	NA	NA	NA	NA	NA	NA	NA
4-Methyl-2-Pentanone (MIBK)	µg/L	5,200	< 10	< 10	< 10	< 10	< 10	< 10	< 10	< 10	NA	NA	NA	NA	NA	NA	NA	NA	< 10	< 10	< 10	< 10	< 10	< 10	< 10	NA	NA	NA	NA	NA	NA	NA	NA	NA
Acetone	µg/L	2,100	< 10	< 10	< 10	< 10	< 10	< 10	< 10	< 10	NA	NA	NA	NA	NA	NA	NA	NA	1.8 J	< 10	< 10	< 10	< 10	< 10	12	NA	NA	NA	NA	NA	NA	NA	NA	NA
Benzene	µg/L	5.0	< 1.0	< 1.0	< 1.0	< 1.0	< 1.0	< 1.0	< 1.0	< 1.0	NA	NA	NA	NA	NA	NA	NA	NA	< 1.0	< 1.0	< 1.0	< 1.0	< 1.0	< 1.0	< 1.0	NA	NA	NA	NA	NA	NA	NA	NA	NA
Bromodichloromethane	µg/L	80	< 1.0	< 1.0	< 1.0	< 1.0	< 1.0	< 1.0	< 1.0	< 1.0	NA	NA	NA	NA	NA	NA	NA	NA	< 1.0	< 1.0	< 1.0	< 1.0	< 1.0	< 1.0	< 1.0	NA	NA	NA	NA	NA	NA	NA	NA	NA
Bromoform	µg/L	80	< 1.0	< 1.0	< 1.0	< 1.0	< 1.0	< 1.0	< 1.0	< 1.0 J	NA	NA	NA	NA	NA	NA	NA	NA	< 1.0	< 1.0	< 1.0	< 1.0	< 1.0	< 1.0	< 1.0	NA	NA	NA	NA	NA	NA	NA	NA	NA
Bromomethane	µg/L	29	< 1.0	< 1.0	< 1.0	< 1.0	< 1.0	< 1.0	< 1.0	< 1.0	NA	NA	NA	NA	NA	NA	NA	NA	< 1.0	< 1.0	< 1.0	< 1.0	< 1.0	< 1.0	< 1.0 J	NA	NA	NA	NA	NA	NA	NA	NA	NA
Carbon Disulfide	µg/L	2,300	< 5.0	< 5.0	< 5.0	< 5.0	< 5.0	< 5.0	< 5.0	< 5.0	NA	NA	NA	NA	NA	NA	NA	NA	< 5.0	< 5.0	< 5.0	< 5.0	< 5.0	< 5.0	< 5.0	NA	NA	NA	NA	NA	NA	NA	NA	NA
Carbon Tetrachloride	µg/L	5.0	< 1.0	< 1.0	< 1.0	< 1.0	< 1.0	< 1.0	< 1.0	< 1.0 J	NA	NA	NA	NA	NA	NA	NA	NA	< 1.0	< 1.0	< 1.0	< 1.0	< 1.0	< 1.0	< 1.0	NA	NA	NA	NA	NA	NA	NA	NA	NA
Trichlorofluoromethane (CFC-11)	µg/L	7,300	< 1.0	< 1.0	< 1.0	< 1.0	< 1.0	< 1.0	< 1.0	< 1.0	NA	NA	NA	NA	NA	NA	NA	NA	< 1.0	< 1.0	< 1.0	< 1.0	< 1.0	< 1.0	< 1.0	NA	NA	NA	NA	NA	NA	NA	NA	NA
Dichlorodifluoromethane (CFC-12)	µg/L	4,800	< 1.0	< 1.0	< 1.0	< 1.0	< 1.0	< 1.0	< 1.0	< 1.0	NA	NA	NA	NA	NA	NA	NA	NA	< 1.0	< 1.0	< 1.0	< 1.0	< 1.0	< 1.0	< 1.0	NA	NA	NA	NA	NA	NA	NA	NA	NA
Chlorobenzene	µg/L	100	< 1.0	< 1.0	< 1.0	< 1.0	< 1.0	< 1.0	< 1.0	< 1.0	NA	NA	NA	NA	NA	NA	NA	NA	< 1.0	< 1.0	< 1.0	< 1.0	< 1.0	< 1.0	< 1.0	NA	NA	NA	NA	NA	NA	NA	NA	NA
Chlorodibromomethane	µg/L	80	< 1.0	< 1.0	< 1.0	< 1.0	< 1.0	< 1.0	< 1.0	< 1.0	NA	NA	NA	NA	NA	NA	NA	NA	< 1.0	< 1.0	< 1.0	< 1.0	< 1.0	< 1.0	< 1.0	NA	NA	NA	NA	NA	NA	NA	NA	NA
Chloroethane	µg/L	1,700	< 1.0	< 1.0	< 1.0	< 1.0	< 1.0	< 1.0	< 1.0	< 1.0	NA	NA	NA	NA	NA	NA	NA	NA	< 1.0	< 1.0	< 1.0	< 1.0	< 1.0	< 1.0	< 1.0 J	NA	NA	NA	NA	NA	NA	NA	NA	NA
Chloroform	µg/L	80	< 1.0	< 1.0	< 1.0	< 1.0	< 1.0	< 1.0	< 1.0	< 1.0	NA	NA	NA	NA	NA	NA	NA	NA	< 1.0	< 1.0	< 1.0	< 1.0	< 1.0	< 1.0	< 1.0	NA	NA	NA	NA	NA	NA	NA	NA	NA
Chloromethane	µg/L	1,100	< 1.0	< 1.0	< 1.0 J	< 1.0	< 1.0	< 1.0	< 1.0	< 1.0	NA	NA	NA	NA	NA	NA	NA	NA	< 1.0	< 1.0	< 1.0	< 1.0	< 1.0	< 1.0	< 1.0	NA	NA	NA	NA	NA	NA	NA	NA	NA
cis-1,2-Dichloroethene	µg/L	70	< 1.0	< 1.0	< 1.0	< 1.0	< 1.0	0.24 J	0.43 J	0.26 J	0.27 J	0.34 J	0.86 J	< 5.0	< 3.3	0.65 J	< 5.0	< 5.0	< 1.0	< 1.0	< 1.0	< 1.0	< 1.0	< 1.0	< 1.0	< 1.0	< 1.0	< 1.0	< 1.0	< 1.0	< 1.0	< 1.0	< 1.0	< 1.0
cis-1,3-Dichloropropene	µg/L	NS	< 1.0	< 1.0	< 1.0	< 1.0	< 1.0	< 1.0	< 1.0	< 1.0	NA	NA	NA	NA	NA	NA	NA	NA	< 1.0	< 1.0	< 1.0	< 1.0	< 1.0	< 1.0	< 1.0	NA	NA	NA	NA	NA	NA	NA	NA	NA
Cyclohexane	µg/L	NS	< 1.0	< 1.0	< 1.0	< 1.0	< 1.0	< 1.0	< 1.0	< 1.0	NA	NA	NA	NA	NA	NA	NA	NA	< 1.0	< 1.0	< 1.0	< 1.0	< 1.0	< 1.0	< 1.0	NA	NA	NA	NA	NA	NA	NA	NA	NA
Dichloromethane	µg/L	5.0	< 5.0	< 5.0	< 5.0	< 5.0	< 5.0	< 5.0	< 5.0	< 5.0	NA	NA	NA	NA	NA	NA	NA	NA	< 5.0	< 5.0	< 5.0	< 5.0	< 5.0	< 5.0 UB	< 5.0	NA	NA	NA	NA	NA	NA	NA	NA	NA
Diethyl ether	µg/L	10	< 2.0	< 2.0	< 2.0	< 2.0	< 2.0	< 2.0	< 2.0	< 2.0	NA	NA	NA	NA	NA	NA	NA	NA	< 2.0	< 2.0	< 2.0	< 2.0	< 2.0	< 2.0	< 2.0	NA	NA	NA	NA	NA	NA	NA	NA	NA
Ethylbenzene	µg/L	74	< 1.0	< 1.0	< 1.0	< 1.0	< 1.0	< 1.0	< 1.0	< 1.0	NA	NA	NA	NA	NA	NA	NA	NA	< 1.0	< 1.0	< 1.0	< 1.0	< 1.0	< 1.0	< 1.0	NA	NA	NA	NA	NA	NA	NA	NA	NA
Isopropylbenzene	µg/L	2,300	< 1.0	< 1.0	< 1.0	< 1.0	< 1.0	< 1.0	< 1.0	< 1.0	NA	NA	NA	NA	NA	NA	NA	NA	< 1.0	< 1.0	< 1.0	< 1.0	< 1.0	< 1.0	< 1.0	NA	NA	NA	NA	NA	NA	NA	NA	NA
Methyl Acetate	µg/L	NS	< 10	< 10	< 10	< 10	< 10	< 10	< 10	< 10	NA	NA	NA	NA	NA	NA	NA	NA	< 10	< 10	< 10	< 10	< 10	< 10	< 10	NA	NA	NA	NA	NA	NA	NA	NA	NA
Methyl N-Butyl Ketone (2-Hexanone)	µg/L	2,900	< 10	< 10	< 10	< 10	< 10	< 10	< 10	< 10	NA	NA	NA	NA	NA	NA	NA	NA	< 10	< 10	< 10	< 10	< 10	< 10	< 10	NA	NA	NA	NA	NA	NA	NA	NA	NA
Methylcyclohexane	µg/L	NS	< 1.0	< 1.0	< 1.0	< 1.0	< 1.0	< 1.0	< 1.0	< 1.0	NA	NA	NA	NA	NA	NA	NA	NA	< 1.0	< 1.0	< 1.0	< 1.0	< 1.0	< 1.0	< 1.0	NA	NA	NA	NA	NA	NA	NA	NA	NA

See Notes on Last Page.

Table 2
On-Site Groundwater Analytical Results
Ford Livonia Transmission Plant
36200 Plymouth Road
Livonia, Michigan

Location:		EGLE Non-Residential Drinking Water Criteria	MW-56																MW-57															
Screen Interval (ft. bgs):			16-21																17-22															
Date:	Unit		4/24/2017	7/28/2017	11/8/2017	2/14/2018	5/9/2018	8/13/2018	10/31/2018	2/27/2019	6/11/2019	9/25/2019	11/20/2019	2/11/2020	8/12/2020	11/6/2020	2/25/2021	5/21/2021	7/27/2017	11/7/2017	2/9/2018	5/9/2018	8/6/2018	10/25/2018	2/28/2019	6/11/2019	9/27/2019	11/19/2019	2/12/2020	5/20/2020	8/12/2020	11/5/2020	2/25/2021	5/6/2021
Methyl-tert-butyl ether	µg/L	40	< 1.0	< 1.0	< 1.0	< 1.0	< 1.0	< 1.0	0.11 J	0.12 J	NA	NA	NA	NA	NA	NA	NA	NA	< 1.0	< 1.0	< 1.0	< 1.0	< 1.0	< 1.0	< 1.0	NA	NA	NA	NA	NA	NA	NA	NA	NA	NA
Naphthalene	µg/L	1,500	NA	NA	NA	NA	NA	NA	NA	NA	NA	NA	NA	NA	NA	NA	NA	NA	NA	NA	NA	NA	NA	NA	NA	NA	NA	NA	NA	NA	NA	NA	NA	NA	NA
Styrene (Monomer)	µg/L	100	< 1.0	< 1.0	< 1.0	< 1.0	< 1.0	< 1.0	< 1.0	< 1.0	NA	NA	NA	NA	NA	NA	NA	NA	< 1.0	< 1.0	< 1.0	< 1.0	< 1.0	< 1.0	< 1.0	NA	NA	NA	NA	NA	NA	NA	NA	NA	NA
Tetrachloroethene	µg/L	5.0	< 1.0	< 1.0	< 1.0	< 1.0	< 1.0	< 1.0	< 1.0	< 1.0 J	< 1.0	< 1.0	< 1.0	< 5.0	< 3.3	< 2.5	< 5.0	< 5.0	< 1.0	< 1.0	< 1.0	< 1.0	< 1.0	< 1.0	< 1.0	< 1.0	< 1.0	< 1.0	< 1.0	< 1.0	< 1.0	< 1.0	< 1.0	< 1.0
Toluene	µg/L	790	< 1.0	< 1.0	< 1.0	< 1.0	< 1.0	< 1.0	< 1.0	< 1.0	NA	NA	NA	NA	NA	NA	NA	NA	< 1.0	< 1.0	< 1.0	< 1.0	< 1.0	< 1.0	< 1.0	NA	NA	NA	NA	NA	NA	NA	NA	NA	NA
Total Xylenes	µg/L	280	< 2.0	< 2.0	< 2.0	< 2.0	< 2.0	< 2.0	< 2.0	< 2.0	NA	NA	NA	NA	NA	NA	NA	NA	< 2.0	< 2.0	< 2.0	< 2.0	< 2.0	< 2.0	< 2.0	NA	NA	NA	NA	NA	NA	NA	NA	NA	NA
trans-1,2-Dichloroethene	µg/L	100	< 1.0	< 1.0	< 1.0	< 1.0	< 1.0	< 1.0	< 1.0	< 1.0	< 1.0	< 1.0	< 1.0	< 5.0	< 3.3	< 2.5	< 5.0	< 5.0	< 1.0	< 1.0	< 1.0	< 1.0	< 1.0	< 1.0	< 1.0	< 1.0	< 1.0	< 1.0	< 1.0	< 1.0	< 1.0	< 1.0	< 1.0	< 1.0
trans-1,3-Dichloropropene	µg/L	NS	< 1.0	< 1.0	< 1.0	< 1.0	< 1.0	< 1.0	< 1.0	< 1.0	NA	NA	NA	NA	NA	NA	NA	NA	< 1.0	< 1.0	< 1.0	< 1.0	< 1.0	< 1.0	< 1.0	NA	NA	NA	NA	NA	NA	NA	NA	NA	NA
Trichloroethene	µg/L	5.0	< 1.0	< 1.0	< 1.0	< 1.0	< 1.0	< 1.0	< 1.0	< 1.0 J	< 1.0	< 1.0	< 1.0	< 5.0	< 3.3	< 2.5	< 5.0	< 5.0	< 1.0	< 1.0	< 1.0	< 1.0	< 1.0	< 1.0	< 1.0	< 1.0	< 1.0	< 1.0	< 1.0	< 1.0	< 1.0	< 1.0	< 1.0	< 1.0
Vinyl chloride	µg/L	2.0	< 1.0	< 1.0	< 1.0	< 1.0	< 1.0	< 1.0	0.31 J	0.38 J	< 1.0	< 1.0	0.21 J	< 5.0	< 3.3	< 2.5	< 5.0	< 5.0	< 1.0	< 1.0	0.59 J	0.56 J	0.39 J	0.64 J	0.88 J	0.77 J	0.90 J	0.96 J	0.60 J	0.67 J	1.3	< 1.0	0.57 J	1.6
Gases																																		
Ethane	µg/L	NS	NA	NA	NA	NA	NA	NA	NA	NA	NA	NA	NA	NA	NA	NA	NA	NA	NA	NA	NA	NA	NA	NA	NA	NA	NA	NA	NA	NA	NA	NA	NA	NA
Ethene	µg/L	NS	NA	NA	NA	NA	NA	NA	NA	NA	NA	NA	NA	NA	NA	NA	NA	NA	NA	NA	NA	NA	NA	NA	NA	NA	NA	NA	NA	NA	NA	NA	NA	NA
Methane	µg/L	NS	NA	NA	NA	NA	NA	NA	NA	NA	NA	NA	NA	NA	NA	NA	NA	NA	NA	NA	NA	NA	NA	NA	NA	NA	NA	NA	NA	NA	NA	NA	NA	NA
Other																																		
Carbon	mg/L	NS	NA	NA	NA	NA	NA	NA	NA	NA	NA	NA	NA	NA	NA	NA	NA	NA	NA	NA	NA	NA	NA	NA	NA	NA	NA	NA	NA	NA	NA	NA	NA	NA
Nitrate-N	mg/L	10	NA	NA	NA	NA	NA	NA	NA	NA	NA	NA	NA	NA	NA	NA	NA	NA	NA	NA	NA	NA	NA	NA	NA	NA	NA	NA	NA	NA	NA	NA	NA	NA
Sulfate	mg/L	250	NA	NA	NA	NA	NA	NA	NA	NA	NA	NA	NA	NA	NA	NA	NA	NA	NA	NA	NA	NA	NA	NA	NA	NA	NA	NA	NA	NA	NA	NA	NA	NA
Total Organic Carbon	mg/L	NS	NA	NA	NA	NA	NA	NA	NA	NA	NA	NA	NA	NA	NA	NA	NA	NA	NA	NA	NA	NA	NA	NA	NA	NA	NA	NA	NA	NA	NA	NA	NA	NA
Metals																																		
Iron, Dissolved	µg/L	300	NA	NA	NA	NA	NA	NA	NA	NA	NA	NA	NA	NA	NA	NA	NA	NA	NA	NA	NA	NA	NA	NA	NA	NA	NA	NA	NA	NA	NA	NA	NA	NA
Iron	µg/L	300	NA	NA	NA	NA	NA	NA	NA	NA	NA	NA	NA	NA	NA	NA	NA	NA	NA	NA	NA	NA	NA	NA	NA	NA	NA	NA	NA	NA	NA	NA	NA	NA
Manganese, Dissolved	µg/L	50	NA	NA	NA	NA	NA	NA	NA	NA	NA	NA	NA	NA	NA	NA	NA	NA	NA	NA	NA	NA	NA	NA	NA	NA	NA	NA	NA	NA	NA	NA	NA	NA
Manganese	µg/L	50	NA	NA	NA	NA	NA	NA	NA	NA	NA	NA	NA	NA	NA	NA	NA	NA	NA	NA	NA	NA	NA	NA	NA	NA	NA	NA	NA	NA	NA	NA	NA	NA

See Notes on Last Page.

Table 2
On-Site Groundwater Analytical Results
Ford Livonia Transmission Plant
36200 Plymouth Road
Livonia, Michigan

Location:			MW-58															MW-62																
Screen Interval (ft. bgs):			15-20															16.3-21.3																
Date:	Unit	EGLE Non-Residential Drinking Water Criteria	7/28/2017	11/8/2017	2/7/2018	5/14/2018	8/13/2018	10/31/2018	3/1/2019	6/11/2019	9/25/2019	11/14/2019	2/11/2020	8/12/2020	11/6/2020	2/25/2021	5/12/2021	4/21/2017	7/31/2017	11/13/2017	2/6/2018	5/9/2018	8/6/2018	10/24/2018	2/27/2019	6/12/2019	9/27/2019	11/5/2019	2/11/2020	5/26/2020	8/6/2020	11/2/2020	2/11/2021	5/7/2021
Semi-volatile Organic Compounds (SVOCs)																																		
1,4-Dioxane	µg/L	350	10	8.0	9.6	3.6	2.2	3.9	6.2	11	8.6	9.0	4.1	2.6	3.1	4.1	5.5	2.8	3.7	3.7	2.1	1.5 J	3.1	2.3	2.4	2.0	3.1	3.0	4.7	4.2	4.8	3.2	2.0	2.6
Volatile Organic Compounds (VOCs)																																		
1,1,1-Trichloroethane	µg/L	200	< 1.0	< 1.0	< 1.0	< 1.0	< 1.0	< 1.0	< 1.0	NA	NA	NA	NA	NA	NA	NA	NA	< 1.0	< 1.0	< 1.0	< 1.0	< 1.0	< 1.0	< 1.0	< 1.0	NA	NA	NA	NA	NA	NA	NA	NA	NA
1,1,2,2-Tetrachloroethane	µg/L	35	< 1.0	< 1.0	< 1.0	< 1.0	< 1.0	< 1.0	< 1.0 J	NA	NA	NA	NA	NA	NA	NA	NA	< 1.0	< 1.0	< 1.0	< 1.0	< 1.0	< 1.0	< 1.0	< 1.0 J	NA	NA	NA	NA	NA	NA	NA	NA	NA
1,1,2-trichloro-1,2,2-trifluoroethane	µg/L	170,000	< 1.0	< 1.0	< 1.0	< 1.0	< 1.0	< 1.0	< 1.0	NA	NA	NA	NA	NA	NA	NA	NA	< 1.0	< 1.0	< 1.0	< 1.0	< 1.0	< 1.0	< 1.0	< 1.0	NA	NA	NA	NA	NA	NA	NA	NA	NA
1,1,2-Trichloroethane	µg/L	5.0	< 1.0	< 1.0	< 1.0	< 1.0	< 1.0	< 1.0	< 1.0	NA	NA	NA	NA	NA	NA	NA	NA	< 1.0	< 1.0	< 1.0	< 1.0	< 1.0	< 1.0	< 1.0	< 1.0	NA	NA	NA	NA	NA	NA	NA	NA	NA
1,1-Dichloroethane	µg/L	2,500	< 1.0	< 1.0	< 1.0	< 1.0	< 1.0	< 1.0	< 1.0	NA	NA	NA	NA	NA	NA	NA	NA	< 1.0	< 1.0	< 1.0	< 1.0	< 1.0	< 1.0	< 1.0	< 1.0	NA	NA	NA	NA	NA	NA	NA	NA	NA
1,1-Dichloroethene	µg/L	7.0	< 1.0	< 1.0	< 1.0	< 1.0	< 1.0	< 1.0	< 1.0	< 1.0	< 1.0	< 1.0	< 5.0	< 2.0	< 2.0	< 2.0	< 1.0	< 1.0	< 1.0	< 1.0	< 1.0	< 1.0	< 1.0	< 1.0	< 1.0	< 1.0	< 1.0	< 1.0	< 1.0	< 1.0	< 1.0	< 1.0	< 1.0	< 1.0
1,2,3-Trimethylbenzene	µg/L	NS	< 5.0	< 5.0	< 5.0	NA	< 5.0	< 5.0	< 5.0	NA	NA	NA	NA	NA	NA	NA	NA	< 5.0	< 5.0	< 5.0	< 5.0	< 5.0	< 5.0	< 5.0	< 5.0	NA	NA	NA	NA	NA	NA	NA	NA	NA
1,2,4-Trichlorobenzene	µg/L	70	< 1.0	< 1.0	< 1.0	< 1.0	< 1.0	< 1.0	< 1.0	NA	NA	NA	NA	NA	NA	NA	NA	< 1.0	< 1.0	< 1.0	< 1.0	< 1.0	< 1.0	< 1.0	< 1.0	NA	NA	NA	NA	NA	NA	NA	NA	NA
1,2,4-Trimethylbenzene	µg/L	63	< 1.0	< 1.0	< 1.0	< 1.0	< 1.0	< 1.0	< 1.0	NA	NA	NA	NA	NA	NA	NA	NA	< 1.0	< 1.0	< 1.0	< 1.0	< 1.0	< 1.0	< 1.0	< 1.0	NA	NA	NA	NA	NA	NA	NA	NA	NA
1,2-Dibromo-3-chloropropane	µg/L	0.2	< 1.0	< 1.0	< 1.0	< 1.0	< 1.0	< 1.0	< 1.0 J	NA	NA	NA	NA	NA	NA	NA	NA	< 1.0	< 1.0	< 1.0	< 1.0	< 1.0	< 1.0	< 1.0	< 1.0 J	NA	NA	NA	NA	NA	NA	NA	NA	NA
1,2-Dibromoethane	µg/L	0.05	< 1.0	< 1.0	< 1.0	< 1.0	< 1.0	< 1.0	< 1.0 J	NA	NA	NA	NA	NA	NA	NA	NA	< 1.0	< 1.0	< 1.0	< 1.0	< 1.0	< 1.0	< 1.0	< 1.0 J	NA	NA	NA	NA	NA	NA	NA	NA	NA
1,2-Dichlorobenzene	µg/L	600	< 1.0	< 1.0	< 1.0	< 1.0	< 1.0	< 1.0	< 1.0	NA	NA	NA	NA	NA	NA	NA	NA	< 1.0	< 1.0	< 1.0	< 1.0	< 1.0	< 1.0	< 1.0	< 1.0	NA	NA	NA	NA	NA	NA	NA	NA	NA
1,2-Dichloroethane	µg/L	5.0	< 1.0	< 1.0	< 1.0	< 1.0	< 1.0	< 1.0	< 1.0	NA	NA	NA	NA	NA	NA	NA	NA	< 1.0	< 1.0	< 1.0	< 1.0	< 1.0	< 1.0	< 1.0	< 1.0	NA	NA	NA	NA	NA	NA	NA	NA	NA
1,2-Dichloropropane	µg/L	5.0	< 1.0	< 1.0	< 1.0	< 1.0	< 1.0	< 1.0	< 1.0	NA	NA	NA	NA	NA	NA	NA	NA	< 1.0	< 1.0	< 1.0	< 1.0	< 1.0	< 1.0	< 1.0	< 1.0	NA	NA	NA	NA	NA	NA	NA	NA	NA
1,3,5-Trimethylbenzene	µg/L	72	< 1.0	< 1.0	< 1.0	< 1.0	< 1.0	< 1.0	< 1.0	NA	NA	NA	NA	NA	NA	NA	NA	< 1.0	< 1.0	< 1.0	< 1.0	< 1.0	< 1.0	< 1.0	< 1.0	NA	NA	NA	NA	NA	NA	NA	NA	NA
1,3-Dichlorobenzene	µg/L	19	< 1.0	< 1.0	< 1.0	< 1.0	< 1.0	< 1.0	< 1.0	NA	NA	NA	NA	NA	NA	NA	NA	< 1.0	< 1.0	< 1.0	< 1.0	< 1.0	< 1.0	0.27 J	< 1.0	NA	NA	NA	NA	NA	NA	NA	NA	NA
1,4-Dichlorobenzene	µg/L	75	< 1.0	< 1.0	< 1.0	< 1.0	< 1.0	< 1.0	< 1.0	NA	NA	NA	NA	NA	NA	NA	NA	< 1.0	< 1.0	< 1.0	< 1.0	< 1.0	< 1.0	< 1.0	< 1.0	NA	NA	NA	NA	NA	NA	NA	NA	NA
2-Butanone (MEK)	µg/L	38,000	< 10	< 10	< 10	< 10	< 10	< 10	< 10 J	NA	NA	NA	NA	NA	NA	NA	NA	< 10	< 10	< 10	< 10	< 10	< 10	< 10	< 10 J	NA	NA	NA	NA	NA	NA	NA	NA	NA
2-Methylnaphthalene	µg/L	750	NA	NA	NA	NA	NA	NA	NA	NA	NA	NA	NA	NA	NA	NA	NA	NA	NA	NA	NA	NA	NA	NA	NA	NA	NA	NA	NA	NA	NA	NA	NA	NA
4-Methyl-2-Pentanone (MIBK)	µg/L	5,200	< 10	< 10	< 10	< 10	< 10	< 10	< 10 J	NA	NA	NA	NA	NA	NA	NA	NA	< 10	< 10	< 10	< 10	< 10	< 10	< 10	< 10 J	NA	NA	NA	NA	NA	NA	NA	NA	NA
Acetone	µg/L	2,100	< 10	< 10	< 10	< 10 UB	< 10	< 10	< 10 J	NA	NA	NA	NA	NA	NA	NA	NA	< 10	< 10	< 10	< 10	< 10	< 10	< 10	< 10 J	NA	NA	NA	NA	NA	NA	NA	NA	NA
Benzene	µg/L	5.0	< 1.0	< 1.0	< 1.0	< 1.0	< 1.0	< 1.0	< 1.0	NA	NA	NA	NA	NA	NA	NA	NA	< 1.0	< 1.0	< 1.0	< 1.0	< 1.0	< 1.0	< 1.0	< 1.0	NA	NA	NA	NA	NA	NA	NA	NA	NA
Bromodichloromethane	µg/L	80	< 1.0	< 1.0	< 1.0	< 1.0	< 1.0	< 1.0	< 1.0	NA	NA	NA	NA	NA	NA	NA	NA	< 1.0	< 1.0	< 1.0	< 1.0	< 1.0	< 1.0	< 1.0	< 1.0 J	NA	NA	NA	NA	NA	NA	NA	NA	NA
Bromoform	µg/L	80	< 1.0	< 1.0	< 1.0	< 1.0	< 1.0	< 1.0	< 1.0 J	NA	NA	NA	NA	NA	NA	NA	NA	< 1.0	< 1.0	< 1.0	< 1.0	< 1.0	< 1.0	< 1.0	< 1.0	NA	NA	NA	NA	NA	NA	NA	NA	NA
Bromomethane	µg/L	29	< 1.0	< 1.0	< 1.0	< 1.0	< 1.0	< 1.0	< 1.0	NA	NA	NA	NA	NA	NA	NA	NA	< 1.0	< 1.0	< 1.0	< 1.0	< 1.0	< 1.0	< 1.0	< 1.0	NA	NA	NA	NA	NA	NA	NA	NA	NA
Carbon Disulfide	µg/L	2,300	< 5.0	< 5.0	< 5.0	< 5.0	< 5.0	< 5.0	< 5.0 J	NA	NA	NA	NA	NA	NA	NA	NA	< 5.0	< 5.0	< 5.0	< 5.0	< 5.0	< 5.0	< 5.0	< 5.0 J	NA	NA	NA	NA	NA	NA	NA	NA	NA
Carbon Tetrachloride	µg/L	5.0	< 1.0	< 1.0	< 1.0	< 1.0	< 1.0	< 1.0	< 1.0	NA	NA	NA	NA	NA	NA	NA	NA	< 1.0	< 1.0	< 1.0	< 1.0	< 1.0	< 1.0	< 1.0	< 1.0	NA	NA	NA	NA	NA	NA	NA	NA	NA
Trichlorofluoromethane (CFC-11)	µg/L	7,300	< 1.0	< 1.0	< 1.0	< 1.0	< 1.0	< 1.0	< 1.0	NA	NA	NA	NA	NA	NA	NA	NA	< 1.0	< 1.0	< 1.0	< 1.0	< 1.0	< 1.0	< 1.0	< 1.0	NA	NA	NA	NA	NA	NA	NA	NA	NA
Dichlorodifluoromethane (CFC-12)	µg/L	4,800	< 1.0	< 1.0	< 1.0	< 1.0	< 1.0	< 1.0	< 1.0	NA	NA	NA	NA	NA	NA	NA	NA	< 1.0	< 1.0	< 1.0	< 1.0	< 1.0	< 1.0	< 1.0	< 1.0	NA	NA	NA	NA	NA	NA	NA	NA	NA
Chlorobenzene	µg/L	100	< 1.0	< 1.0	< 1.0	< 1.0	< 1.0	< 1.0	< 1.0	NA	NA	NA	NA	NA	NA	NA	NA	< 1.0	< 1.0	< 1.0	< 1.0	< 1.0	< 1.0	< 1.0	< 1.0	NA	NA	NA	NA	NA	NA	NA	NA	NA
Chlorodibromomethane	µg/L	80	< 1.0	< 1.0	< 1.0	< 1.0	< 1.0	< 1.0	< 1.0 J	NA	NA	NA	NA	NA	NA	NA	NA	< 1.0	< 1.0	< 1.0	< 1.0	< 1.0	< 1.0	< 1.0	< 1.0	NA	NA	NA	NA	NA	NA	NA	NA	NA
Chloroethane	µg/L	1,700	< 1.0	< 1.0	< 1.0	< 1.0	< 1.0	< 1.0	< 1.0 J	NA	NA	NA	NA	NA	NA	NA	NA	< 1.0	< 1.0	< 1.0	< 1.0	< 1.0	< 1.0	< 1.0	< 1.0 J	NA	NA	NA	NA	NA	NA	NA	NA	NA
Chloroform	µg/L	80	< 1.0	< 1.0	< 1.0	< 1.0	< 1.0	< 1.0	< 1.0	NA	NA	NA	NA	NA	NA	NA	NA	< 1.0	< 1.0	< 1.0	< 1.0	< 1.0	< 1.0	< 1.0	< 1.0	NA	NA	NA	NA	NA	NA	NA	NA	NA
Chloromethane	µg/L	1,100	< 1.0	< 1.0	< 1.0	< 1.0	< 1.0	< 1.0	< 1.0	NA	NA	NA	NA	NA	NA	NA	NA	< 1.0	< 1.0	< 1.0	< 1.0	< 1.0	< 1.0	< 1.0	< 1.0	NA	NA	NA	NA	NA	NA	NA	NA	NA
cis-1,2-Dichloroethene	µg/L	70	< 1.0	< 1.0	< 1.0	< 1.0	< 1.0	< 1.0	< 1.0	< 1.0	< 1.0	< 1.0	< 5.0	< 2.0	< 2.0	< 2.0	< 1.0	1.6	< 1.0	0.30 J	0.30 J	0.83 J	< 1.0	0.23 J	0.33 J	0.31 J	< 1.0	< 1.0	< 1.0	< 1.0	< 1.0	< 1.0	< 1.0	< 1.0
cis-1,3-Dichloropropene	µg/L	NS	< 1.0	< 1.0	< 1.0	< 1.0	< 1.0	< 1.0	< 1.0	NA	NA	NA	NA	NA	NA	NA	NA	< 1.0	< 1.0	< 1.0	< 1.0	< 1.0	< 1.0	< 1.0	< 1.0	NA	NA	NA	NA	NA	NA	NA	NA	NA
Cyclohexane	µg/L	NS	< 1.0	< 1.0	< 1.0	< 1.0	< 1.0	< 1.0	< 1.0	NA	NA	NA	NA	NA	NA	NA	NA	< 1.0	< 1.0	< 1.0	< 1.0	< 1.0	< 1.0	< 1.0	< 1.0	NA	NA	NA	NA	NA	NA	NA	NA	NA
Dichloromethane	µg/L	5.0	< 5.0	< 5.0	< 5.0	< 5.0	< 5.0	< 5.0	< 5.0	NA	NA	NA	NA	NA	NA	NA	NA	< 5.0	< 5.0	< 5.0	< 5.0	< 5.0	< 5.0	< 5.0	< 5.0	NA	NA	NA	NA	NA	NA	NA	NA	NA
Diethyl ether	µg/L	10	< 2.0	< 2.0	< 2.0	< 2.0	< 2.0	< 2.0	< 2.0 J	NA	NA	NA	NA	NA	NA	NA	NA	< 2.0	< 2.0	< 2.0	< 2.0	< 2.0	< 2.0	< 2.0	< 2.0	NA	NA	NA	NA	NA	NA	NA	NA	NA
Ethylbenzene	µg/L	74	< 1.0	< 1.0	< 1.0	< 1.0	< 1.0	< 1.0	< 1.0	NA	NA	NA	NA	NA	NA	NA	NA	< 1.0	< 1.0	< 1.0	< 1.0	< 1.0	< 1.0	< 1.0	< 1.0	NA	NA	NA	NA	NA	NA	NA	NA	NA
Isopropylbenzene	µg/L	2,300	< 1.0	< 1.0	< 1.0	< 1.0	< 1.0	< 1.0	< 1.0	NA	NA	NA	NA	NA	NA	NA	NA	< 1.0	< 1.0	< 1.0	< 1.0	< 1.0	< 1.0	< 1.0	< 1.0	NA	NA	NA	NA	NA	NA	NA	NA	NA
Methyl Acetate	µg/L	NS	< 10	< 10	< 10	< 10	< 10	< 10	< 10 J	NA	NA	NA	NA	NA	NA	NA	NA	< 10	< 10	< 10	< 10	< 10	< 10	< 10	< 10 J	NA	NA	NA	NA	NA	NA	NA	NA	NA
Methyl N-Butyl Ketone (2-Hexanone)	µg/L	2,900	< 10	< 10	< 10	< 10	< 10	< 10	< 10 J	NA	NA	NA	NA	NA	NA	NA	NA	< 10	< 10	< 10	< 10	< 10	< 10	< 10	< 10 J	NA	NA	NA	NA	NA	NA	NA	NA	NA
Methylcyclohexane	µg/L	NS	< 1.0	< 1.0	< 1.0	< 1.0	< 1.0	< 1.0	< 1.0	NA	NA	NA	NA	NA	NA	NA	NA	< 1.0	< 1.0	< 1.0	< 1.0	< 1.0	< 1.0	< 1.0	< 1.0	NA	NA	NA	NA	NA	NA	NA	NA	NA

See Notes on Last Page.

Table 2
On-Site Groundwater Analytical Results
Ford Livonia Transmission Plant
36200 Plymouth Road
Livonia, Michigan

Location:		EGLE Non-Residential Drinking Water Criteria	MW-58															MW-62																
Screen Interval (ft. bgs):			15-20															16.3-21.3																
Date:	Unit		7/28/2017	11/8/2017	2/7/2018	5/14/2018	8/13/2018	10/31/2018	3/1/2019	6/11/2019	9/25/2019	11/14/2019	2/11/2020	8/12/2020	11/6/2020	2/25/2021	5/12/2021	4/21/2017	7/31/2017	11/13/2017	2/6/2018	5/9/2018	8/6/2018	10/24/2018	2/27/2019	6/12/2019	9/27/2019	11/5/2019	2/11/2020	5/26/2020	8/6/2020	11/2/2020	2/11/2021	5/7/2021
Methyl-tert-butyl ether	µg/L	40	< 1.0	< 1.0	< 1.0	< 1.0	< 1.0	< 1.0	< 1.0 J	NA	NA	NA	NA	NA	NA	NA	NA	< 1.0	< 1.0	< 1.0	< 1.0	< 1.0	< 1.0	< 1.0	< 1.0 J	NA	NA	NA	NA	NA	NA	NA	NA	NA
Naphthalene	µg/L	1,500	NA	NA	NA	NA	NA	NA	NA	NA	NA	NA	NA	NA	NA	NA	NA	NA	NA	NA	NA	NA	NA	NA	NA	NA	NA	NA	NA	NA	NA	NA	NA	NA
Styrene (Monomer)	µg/L	100	< 1.0	< 1.0	< 1.0	< 1.0	< 1.0	< 1.0	< 1.0	NA	NA	NA	NA	NA	NA	NA	NA	< 1.0	< 1.0	< 1.0	< 1.0	< 1.0	< 1.0	< 1.0	< 1.0	NA	NA	NA	NA	NA	NA	NA	NA	NA
Tetrachloroethene	µg/L	5.0	< 1.0	< 1.0	< 1.0	< 1.0	< 1.0	< 1.0	< 1.0	< 1.0	< 1.0	< 1.0	< 5.0	< 2.0	< 2.0	< 2.0	< 1.0	< 1.0	< 1.0	< 1.0	< 1.0	< 1.0	< 1.0	< 1.0	< 1.0	< 1.0	< 1.0	< 1.0	< 1.0	< 1.0	< 1.0	< 1.0	< 1.0	< 1.0
Toluene	µg/L	790	< 1.0	< 1.0	< 1.0	< 1.0	< 1.0	< 1.0	< 1.0	NA	NA	NA	NA	NA	NA	NA	NA	< 1.0	< 1.0	< 1.0	< 1.0	< 1.0	< 1.0	< 1.0	< 1.0	NA	NA	NA	NA	NA	NA	NA	NA	NA
Total Xylenes	µg/L	280	< 2.0	< 2.0	< 2.0	< 2.0	< 2.0	< 2.0	< 2.0	NA	NA	NA	NA	NA	NA	NA	NA	< 2.0	< 2.0	< 2.0	< 2.0	< 2.0	< 2.0	< 2.0	< 2.0	NA	NA	NA	NA	NA	NA	NA	NA	NA
trans-1,2-Dichloroethene	µg/L	100	< 1.0	< 1.0	< 1.0	< 1.0	< 1.0	< 1.0	< 1.0	< 1.0	< 1.0	< 1.0	< 5.0	< 2.0	< 2.0	< 2.0	< 1.0	< 1.0	< 1.0	< 1.0	< 1.0	< 1.0	< 1.0	< 1.0	< 1.0	< 1.0	< 1.0	< 1.0	< 1.0	< 1.0	< 1.0	< 1.0	< 1.0	< 1.0
trans-1,3-Dichloropropene	µg/L	NS	< 1.0	< 1.0	< 1.0	< 1.0	< 1.0	< 1.0	< 1.0	NA	NA	NA	NA	NA	NA	NA	NA	< 1.0	< 1.0	< 1.0	< 1.0	< 1.0	< 1.0	< 1.0	< 1.0	NA	NA	NA	NA	NA	NA	NA	NA	NA
Trichloroethene	µg/L	5.0	< 1.0	< 1.0	< 1.0	< 1.0	< 1.0	< 1.0	< 1.0	< 1.0	< 1.0	< 1.0	< 5.0	< 2.0	< 2.0	< 2.0	< 1.0	< 1.0	< 1.0	< 1.0	< 1.0	< 1.0	< 1.0	< 1.0	< 1.0	< 1.0	< 1.0	< 1.0	< 1.0	< 1.0	< 1.0	< 1.0	< 1.0	< 1.0
Vinyl chloride	µg/L	2.0	< 1.0	< 1.0	< 1.0	< 1.0	< 1.0	< 1.0	< 1.0	< 1.0	< 1.0	< 1.0	< 5.0	< 2.0	< 2.0	< 2.0	< 1.0	1.3	< 1.0	1.0	1.3	1.2	0.66 J	1.0	0.73 J	0.62 J	0.65 J	1.5	1.0	1.1	0.98 J	0.77 J	0.44 J	0.41 J
Gases																																		
Ethane	µg/L	NS	NA	NA	NA	NA	NA	NA	NA	NA	NA	NA	NA	NA	NA	NA	NA	NA	NA	NA	NA	NA	NA	NA	NA	NA	NA	NA	NA	NA	NA	NA	NA	NA
Ethene	µg/L	NS	NA	NA	NA	NA	NA	NA	NA	NA	NA	NA	NA	NA	NA	NA	NA	NA	NA	NA	NA	NA	NA	NA	NA	NA	NA	NA	NA	NA	NA	NA	NA	NA
Methane	µg/L	NS	NA	NA	NA	NA	NA	NA	NA	NA	NA	NA	NA	NA	NA	NA	NA	NA	NA	NA	NA	NA	NA	NA	NA	NA	NA	NA	NA	NA	NA	NA	NA	NA
Other																																		
Carbon	mg/L	NS	NA	NA	NA	NA	NA	NA	NA	NA	NA	NA	NA	NA	NA	NA	NA	NA	NA	NA	NA	NA	NA	NA	NA	NA	NA	NA	NA	NA	NA	NA	NA	NA
Nitrate-N	mg/L	10	NA	NA	NA	NA	NA	NA	NA	NA	NA	NA	NA	NA	NA	NA	NA	NA	NA	NA	NA	NA	NA	NA	NA	NA	NA	NA	NA	NA	NA	NA	NA	NA
Sulfate	mg/L	250	NA	NA	NA	NA	NA	NA	NA	NA	NA	NA	NA	NA	NA	NA	NA	NA	NA	NA	NA	NA	NA	NA	NA	NA	NA	NA	NA	NA	NA	NA	NA	NA
Total Organic Carbon	mg/L	NS	NA	NA	NA	NA	NA	NA	NA	NA	NA	NA	NA	NA	NA	NA	NA	NA	NA	NA	NA	NA	NA	NA	NA	NA	NA	NA	NA	NA	NA	NA	NA	NA
Metals																																		
Iron, Dissolved	µg/L	300	NA	NA	NA	NA	NA	NA	NA	NA	NA	NA	NA	NA	NA	NA	NA	NA	NA	NA	NA	NA	NA	NA	NA	NA	NA	NA	NA	NA	NA	NA	NA	NA
Iron	µg/L	300	NA	NA	NA	NA	NA	NA	NA	NA	NA	NA	NA	NA	NA	NA	NA	NA	NA	NA	NA	NA	NA	NA	NA	NA	NA	NA	NA	NA	NA	NA	NA	NA
Manganese, Dissolved	µg/L	50	NA	NA	NA	NA	NA	NA	NA	NA	NA	NA	NA	NA	NA	NA	NA	NA	NA	NA	NA	NA	NA	NA	NA	NA	NA	NA	NA	NA	NA	NA	NA	NA
Manganese	µg/L	50	NA	NA	NA	NA	NA	NA	NA	NA	NA	NA	NA	NA	NA	NA	NA	NA	NA	NA	NA	NA	NA	NA	NA	NA	NA	NA	NA	NA	NA	NA	NA	NA

See Notes on Last Page.

Table 2
On-Site Groundwater Analytical Results
Ford Livonia Transmission Plant
36200 Plymouth Road
Livonia, Michigan

Location:			MW-63																		MW-64																	
Screen Interval (ft. bgs):			7-12																		15-20																	
Date:	Unit	EGLE Non-Residential Drinking Water Criteria	4/21/2017	5/25/2017	7/31/2017	11/13/2017	2/7/2018	5/9/2018	8/6/2018	10/24/2018	2/28/2019	6/12/2019	9/20/2019	11/5/2019	2/11/2020	5/26/2020	8/6/2020	11/2/2020	2/11/2021	5/5/2021	4/24/2017	7/27/2017	11/7/2017	2/9/2018	5/10/2018	8/13/2018	11/5/2018	2/28/2019	6/11/2019	9/27/2019	11/15/2019	2/3/2020	5/26/2020	8/5/2020	11/10/2020	2/17/2021	5/12/2021
Semi-volatile Organic Compounds (SVOCs)																																						
1,4-Dioxane	µg/L	350	19	NA	< 2.0 UB	< 2.0	< 2.0	< 2.0	< 2.0	< 2.0	< 2.0	< 2.0	< 2.0	< 2.0	< 2.0	< 2.0	< 2.0	< 2.0	< 2.0	< 2.0	< 2.0	0.32 J	< 2.0	< 2.0	< 2.0	< 2.0	< 2.0	< 2.0	< 2.0	< 2.0	0.50 J	< 2.0	< 2.0	< 2.0	< 2.0	< 2.0	< 2.0
Volatile Organic Compounds (VOCs)																																						
1,1,1-Trichloroethane	µg/L	200	< 1,000	< 1,000	< 100	< 10	< 1.0	< 1.0	< 1.0	< 1.0	< 1.0	NA	NA	NA	NA	NA	NA	NA	NA	NA	< 1.0	< 1.0	< 1.0	< 1.0	< 1.0	< 1.0	< 1.0	< 1.0	NA	NA	NA	NA	NA	NA	NA	NA	NA	NA
1,1,2,2-Tetrachloroethane	µg/L	35	< 1,000	< 1,000	< 100	< 10	< 1.0	< 1.0	< 1.0	< 1.0	< 1.0	NA	NA	NA	NA	NA	NA	NA	NA	NA	< 1.0	< 1.0	< 1.0	< 1.0	< 1.0	< 1.0	< 1.0	< 1.0	NA	NA	NA	NA	NA	NA	NA	NA	NA	NA
1,1,2-trichloro-1,2,2-trifluoroethane	µg/L	170,000	< 1,000	< 1,000	< 100	< 10	< 1.0	< 1.0	< 1.0	< 1.0	< 1.0	NA	NA	NA	NA	NA	NA	NA	NA	NA	< 1.0	< 1.0	< 1.0	< 1.0	< 1.0	< 1.0	< 1.0	< 1.0	NA	NA	NA	NA	NA	NA	NA	NA	NA	NA
1,1,2-Trichloroethane	µg/L	5.0	< 1,000	< 1,000	< 100	< 10	< 1.0	< 1.0	< 1.0	< 1.0	< 1.0	NA	NA	NA	NA	NA	NA	NA	NA	NA	< 1.0	< 1.0	< 1.0	< 1.0	< 1.0	< 1.0	< 1.0	< 1.0	NA	NA	NA	NA	NA	NA	NA	NA	NA	NA
1,1-Dichloroethane	µg/L	2,500	< 1,000	< 1,000	< 100	< 10	< 1.0	< 1.0	0.21 J	< 1.0	< 1.0	NA	NA	NA	NA	NA	NA	NA	NA	NA	< 1.0	< 1.0	< 1.0	< 1.0	< 1.0	< 1.0	< 1.0	< 1.0	NA	NA	NA	NA	NA	NA	NA	NA	NA	NA
1,1-Dichloroethene	µg/L	7.0	< 1,000	< 1,000	< 100	< 10	< 1.0	< 1.0	< 1.0	< 1.0	< 1.0	< 1.0	< 1.0	< 1.0	< 1.0	< 1.0	< 1.0	< 1.0	< 1.0	< 1.0	< 1.0	< 1.0	< 1.0	< 1.0	< 1.0	< 1.0	< 1.0	< 1.0	< 1.0	< 1.0	< 1.0	< 1.0	< 1.0	< 1.0	< 1.0	< 1.0	< 1.0
1,2,3-Trimethylbenzene	µg/L	NS	< 5,000	< 5,000	< 500	< 50	< 5.0	< 5.0	< 5.0	< 5.0	< 5.0	NA	NA	NA	NA	NA	NA	NA	NA	NA	< 5.0	< 5.0	< 5.0	< 5.0	< 5.0	< 5.0	< 5.0	< 5.0	NA	NA	NA	NA	NA	NA	NA	NA	NA	NA
1,2,4-Trichlorobenzene	µg/L	70	< 1,000	< 1,000	< 100	< 10	< 1.0	< 1.0	< 1.0	< 1.0	< 1.0	NA	NA	NA	NA	NA	NA	NA	NA	NA	< 1.0	< 1.0	< 1.0	< 1.0	< 1.0	< 1.0	< 1.0	< 1.0	NA	NA	NA	NA	NA	NA	NA	NA	NA	NA
1,2,4-Trimethylbenzene	µg/L	63	< 1,000	< 1,000	< 100	< 10	< 1.0	< 1.0	< 1.0	< 1.0	< 1.0	NA	NA	NA	NA	NA	NA	NA	NA	NA	< 1.0	< 1.0	< 1.0	< 1.0	< 1.0	< 1.0	< 1.0	< 1.0	NA	NA	NA	NA	NA	NA	NA	NA	NA	NA
1,2-Dibromo-3-chloropropane	µg/L	0.2	< 1,000	< 1,000	< 100	< 10	< 1.0	< 1.0	< 1.0	< 1.0	< 1.0 J	NA	NA	NA	NA	NA	NA	NA	NA	NA	< 1.0	< 1.0	< 1.0	< 1.0	< 1.0	< 1.0	< 1.0	< 1.0 J	NA	NA	NA	NA	NA	NA	NA	NA	NA	NA
1,2-Dibromoethane	µg/L	0.05	< 1,000	< 1,000	< 100	< 10	< 1.0	< 1.0	< 1.0	< 1.0	< 1.0	NA	NA	NA	NA	NA	NA	NA	NA	NA	< 1.0	< 1.0	< 1.0	< 1.0	< 1.0	< 1.0	< 1.0	< 1.0	NA	NA	NA	NA	NA	NA	NA	NA	NA	NA
1,2-Dichlorobenzene	µg/L	600	< 1,000	< 1,000	< 100	< 10	< 1.0	< 1.0	< 1.0	< 1.0	< 1.0	NA	NA	NA	NA	NA	NA	NA	NA	NA	< 1.0	< 1.0	< 1.0	< 1.0	< 1.0	< 1.0	< 1.0	< 1.0	NA	NA	NA	NA	NA	NA	NA	NA	NA	NA
1,2-Dichloroethane	µg/L	5.0	< 1,000	< 1,000	< 100	< 10	< 1.0	< 1.0	< 1.0	< 1.0	< 1.0	NA	NA	NA	NA	NA	NA	NA	NA	NA	< 1.0	< 1.0	< 1.0	< 1.0	< 1.0	< 1.0	< 1.0	< 1.0	NA	NA	NA	NA	NA	NA	NA	NA	NA	NA
1,2-Dichloropropane	µg/L	5.0	< 1,000	< 1,000	< 100	< 10	< 1.0	< 1.0	< 1.0	< 1.0	< 1.0	NA	NA	NA	NA	NA	NA	NA	NA	NA	< 1.0	< 1.0	< 1.0	< 1.0	< 1.0	< 1.0	< 1.0	< 1.0	NA	NA	NA	NA	NA	NA	NA	NA	NA	NA
1,3,5-Trimethylbenzene	µg/L	72	< 1,000	< 1,000	< 100	< 10	< 1.0	< 1.0	< 1.0	< 1.0	< 1.0	NA	NA	NA	NA	NA	NA	NA	NA	NA	< 1.0	< 1.0	< 1.0	< 1.0	< 1.0	< 1.0	< 1.0	< 1.0	NA	NA	NA	NA	NA	NA	NA	NA	NA	NA
1,3-Dichlorobenzene	µg/L	19	< 1,000	< 1,000	< 100	< 10	< 1.0	< 1.0	< 1.0	0.27 J	< 1.0	NA	NA	NA	NA	NA	NA	NA	NA	NA	< 1.0	< 1.0	< 1.0	< 1.0	< 1.0	< 1.0	< 1.0	< 1.0	NA	NA	NA	NA	NA	NA	NA	NA	NA	NA
1,4-Dichlorobenzene	µg/L	75	< 1,000	< 1,000	< 100	< 10	< 1.0	< 1.0	< 1.0	< 1.0	< 1.0	NA	NA	NA	NA	NA	NA	NA	NA	NA	< 1.0	< 1.0	< 1.0	< 1.0	< 1.0	< 1.0	< 1.0	< 1.0	NA	NA	NA	NA	NA	NA	NA	NA	NA	NA
2-Butanone (MEK)	µg/L	38,000	< 10,000	< 10,000	< 1,000	< 100	< 10	< 10	< 10	< 10	< 10	NA	NA	NA	NA	NA	NA	NA	NA	NA	< 10	< 10	< 10	< 10	< 10	< 10	< 10	< 10	NA	NA	NA	NA	NA	NA	NA	NA	NA	NA
2-Methylnaphthalene	µg/L	750	NA	NA	NA	NA	NA	NA	NA	NA	NA	NA	NA	NA	NA	NA	NA	NA	NA	NA	NA	NA	NA	NA	NA	NA	NA	NA	NA	NA	NA	NA	NA	NA	NA	NA	NA	NA
4-Methyl-2-Pentanone (MIBK)	µg/L	5,200	< 10,000	< 10,000	< 1,000	< 100	< 10	< 10	< 10	< 10	< 10	NA	NA	NA	NA	NA	NA	NA	NA	NA	< 10	< 10	< 10	< 10	< 10	< 10	< 10	< 10	NA	NA	NA	NA	NA	NA	NA	NA	NA	NA
Acetone	µg/L	2,100	< 10,000	< 10,000	< 1,000	< 100	< 10	< 10	< 10	< 10	< 10	NA	NA	NA	NA	NA	NA	NA	NA	NA	< 10	< 10	< 10	< 10	< 10	< 10	< 10	< 10	NA	NA	NA	NA	NA	NA	NA	NA	NA	NA
Benzene	µg/L	5.0	< 1,000	< 1,000	< 100	< 10	< 1.0	< 1.0	< 1.0	< 1.0	< 1.0	NA	NA	NA	NA	NA	NA	NA	NA	NA	< 1.0	< 1.0	< 1.0	< 1.0	< 1.0	< 1.0	< 1.0	< 1.0	NA	NA	NA	NA	NA	NA	NA	NA	NA	NA
Bromodichloromethane	µg/L	80	< 1,000	< 1,000	< 100	< 10	< 1.0	< 1.0	< 1.0	< 1.0	< 1.0	NA	NA	NA	NA	NA	NA	NA	NA	NA	< 1.0	< 1.0	< 1.0	< 1.0	< 1.0	< 1.0	< 1.0	< 1.0	NA	NA	NA	NA	NA	NA	NA	NA	NA	NA
Bromoform	µg/L	80	< 1,000	< 1,000	< 100	< 10	< 1.0	< 1.0	< 1.0	< 1.0	< 1.0 J	NA	NA	NA	NA	NA	NA	NA	NA	NA	< 1.0	< 1.0	< 1.0	< 1.0	< 1.0	< 1.0	< 1.0	< 1.0	NA	NA	NA	NA	NA	NA	NA	NA	NA	NA
Bromomethane	µg/L	29	< 1,000	< 1,000	< 100	< 10	< 1.0	< 1.0	< 1.0	< 1.0	< 1.0 J	NA	NA	NA	NA	NA	NA	NA	NA	NA	< 1.0	< 1.0	< 1.0	< 1.0	< 1.0	< 1.0	< 1.0	< 1.0 J	NA	NA	NA	NA	NA	NA	NA	NA	NA	NA
Carbon Disulfide	µg/L	2,300	< 5,000	< 5,000	< 500	< 50	< 5.0	< 5.0	< 5.0	< 5.0	< 5.0	NA	NA	NA	NA	NA	NA	NA	NA	NA	< 5.0	< 5.0	< 5.0	< 5.0	< 5.0	< 5.0	< 5.0	< 5.0	NA	NA	NA	NA	NA	NA	NA	NA	NA	NA
Carbon Tetrachloride	µg/L	5.0	< 1,000	< 1,000	< 100	< 10	< 1.0	< 1.0	< 1.0	< 1.0	< 1.0	NA	NA	NA	NA	NA	NA	NA	NA	NA	< 1.0	< 1.0	< 1.0	< 1.0	< 1.0	< 1.0	< 1.0	< 1.0	NA	NA	NA	NA	NA	NA	NA	NA	NA	NA
Trichlorofluoromethane (CFC-11)	µg/L	7,300	< 1,000	< 1,000	< 100	< 10	< 1.0	< 1.0	< 1.0	< 1.0	< 1.0	NA	NA	NA	NA	NA	NA	NA	NA	NA	< 1.0	< 1.0	< 1.0	< 1.0	< 1.0	< 1.0	< 1.0	< 1.0	NA	NA	NA	NA	NA	NA	NA	NA	NA	NA
Dichlorodifluoromethane (CFC-12)	µg/L	4,800	< 1,000	< 1,000	< 100	< 10	< 1.0	< 1.0	< 1.0	< 1.0	< 1.0	NA	NA	NA	NA	NA	NA	NA	NA	NA	< 1.0	< 1.0	< 1.0	< 1.0	< 1.0	< 1.0	< 1.0	< 1.0	NA	NA	NA	NA	NA	NA	NA	NA	NA	NA
Chlorobenzene	µg/L	100	< 1,000	< 1,000	< 100	< 10	< 1.0	< 1.0	< 1.0	< 1.0	< 1.0	NA	NA	NA	NA	NA	NA	NA	NA	NA	< 1.0	< 1.0	< 1.0	< 1.0	< 1.0	< 1.0	< 1.0	< 1.0	NA	NA	NA	NA	NA	NA	NA	NA	NA	NA
Chlorodibromomethane	µg/L	80	< 1,000	< 1,000	< 100	< 10	< 1.0	< 1.0	< 1.0	< 1.0	< 1.0 J	NA	NA	NA	NA	NA	NA	NA	NA	NA	< 1.0	< 1.0	< 1.0	< 1.0	< 1.0	< 1.0	< 1.0	< 1.0	NA	NA	NA	NA	NA	NA	NA	NA	NA	NA
Chloroethane	µg/L	1,700	< 1,000	< 1,000	< 100	< 10	< 1.0	< 1.0	< 1.0	< 1.0	< 1.0 J	NA	NA	NA	NA	NA	NA	NA	NA	NA	< 1.0	< 1.0	< 1.0	< 1.0	< 1.0	< 1.0	< 1.0	< 1.0 J	NA	NA	NA	NA	NA	NA	NA	NA	NA	NA
Chloroform	µg/L	80	< 1,000	< 1,000	< 100	< 10	< 1.0	< 1.0	< 1.0	< 1.0	< 1.0	NA	NA	NA	NA	NA	NA	NA	NA	NA	< 1.0	< 1.0	< 1.0	< 1.0	< 1.0	< 1.0	< 1.0	< 1.0	NA	NA	NA	NA	NA	NA	NA	NA	NA	NA
Chloromethane	µg/L	1,100	< 1,000	< 1,000	< 100	< 10	< 1.0	< 1.0	< 1.0	< 1.0	< 1.0	NA	NA	NA	NA	NA	NA	NA	NA	NA	< 1.0	< 1.0	< 1.0	< 1.0	< 1.0	< 1.0	< 1.0	< 1.0	NA	NA	NA	NA	NA	NA	NA	NA	NA	NA
cis-1,2-Dichloroethene	µg/L	70	< 1,000	< 1,000	< 100	< 10	1.7	2.5	3.3	2.2	1.8	2.9	1.4	1.3	0.73 J	0.68 J	0.92 J	0.59 J	0.48 J	0.38 J	< 1.0	0.37 J	0.31 J	0.30 J	< 1.0	0.29 J	0.32 J	0.23 J	0.25 J	< 1.0	0.29 J	0.18 J	0.20 J	< 1.0	0.32 J	0.37 J	0.28 J
cis-1,3-Dichloropropene	µg/L	NS	< 1,000	< 1,000	< 100	< 10	< 1.0	< 1.0	< 1.0	< 1.0	< 1.0	NA	NA	NA	NA	NA	NA	NA	NA	NA	< 1.0	< 1.0	< 1.0	< 1.0	< 1.0	< 1.0	< 1.0	< 1.0	NA	NA	NA	NA	NA	NA	NA	NA	NA	NA
Cyclohexane	µg/L	NS	< 1,000	< 1,000	< 100	< 10	< 1.0	< 1.0	< 1.0	< 1.0	< 1.0	NA	NA	NA	NA	NA	NA	NA	NA	NA	< 1.0	< 1.0	< 1.0	< 1.0	< 1.0	< 1.0	< 1.0	< 1.0	NA	NA	NA	NA	NA	NA	NA	NA	NA	NA
Dichloromethane	µg/L	5.0	< 5,000	< 5,000	< 500	< 50	< 5.0	< 5.0	< 5.0	< 5.0	< 5.0	NA	NA	NA	NA	NA	NA	NA	NA	NA	< 5.0	< 5.0	< 5.0	< 5.0	< 5.0	< 5.0	< 5.0	< 5.0	NA	NA	NA	NA	NA	NA	NA	NA	NA	NA
Diethyl ether	µg/L	10	< 2,000	< 2,000	< 200	< 20	< 2.0	< 2.0	< 2.0	< 2.0	< 2.0	NA	NA	NA	NA	NA	NA	NA	NA	NA	< 2.0	< 2.0	< 2.0	< 2.0	< 2.0	< 2.0	< 2.0	< 2.0	NA	NA	NA	NA	NA	NA	NA	NA	NA	NA
Ethylbenzene	µg/L	74	< 1,000	< 1,000	< 100	5.6 J	< 1.0	< 1.0	< 1.0	< 1.0	< 1.0	NA	NA	NA	NA	NA	NA	NA	NA	NA	< 1.0	< 1.0	< 1.0	< 1.0	< 1.0	< 1.0	< 1.0	< 1.0	NA	NA	NA	NA	NA	NA	NA	NA	NA	NA
Isopropylbenzene	µg/L	2,300	< 1,000	< 1,000	< 100	< 10	< 1.0	< 1.0	< 1.0	< 1.0	< 1.0	NA	NA	NA	NA	NA	NA	NA	NA	NA	< 1.0	< 1.0	< 1.0	< 1.0	< 1.0	< 1.0	< 1.0	< 1.0	NA	NA	NA	NA	NA	NA	NA	NA	NA	NA
Methyl Acetate	µg/L	NS	< 10,000	< 10,000	< 1,000	< 100	< 10	< 10	< 10	< 10	< 10	NA	NA	NA	NA	NA	NA	NA	NA	NA	< 10	< 10	< 10	< 10	< 10	< 10	< 10	< 10	NA	NA	NA	NA	NA	NA	NA	NA	NA	NA
Methyl N-Butyl Ketone (2-Hexanone)	µg/L	2,900	< 10,000	< 10,000	< 1,000	< 100	< 10	< 10	< 10	< 10	< 10	NA	NA	NA	NA	NA	NA	NA	NA	NA	< 10	< 10	< 10	< 10	< 10	< 10	< 10	< 10	NA	NA	NA	NA	NA	NA	NA	NA	NA	NA
Methylcyclohexane	µg/L	NS	< 1,000	< 1,000	< 100	< 10	< 1.0	< 1.0	< 1.0	< 1.0	< 1.0	NA	NA	NA	NA	NA	NA	NA	NA	NA	< 1.0	< 1.0	< 1.0	< 1.0	< 1.0	< 1.0	< 1.0	< 1.0	NA	NA	NA	NA	NA	NA	NA	NA	NA	NA

See Notes on Last Page.

Table 2
On-Site Groundwater Analytical Results
Ford Livonia Transmission Plant
36200 Plymouth Road
Livonia, Michigan

Location:			MW-63																		MW-64																				
Screen Interval (ft. bgs):			7-12																		15-20																				
Date:	Unit	EGLE Non-Residential Drinking Water Criteria	4/21/2017	5/25/2017	7/31/2017	11/13/2017	2/7/2018	5/9/2018	8/6/2018	10/24/2018	2/28/2019	6/12/2019	9/20/2019	11/5/2019	2/11/2020	5/26/2020	8/6/2020	11/2/2020	2/11/2021	5/5/2021	4/24/2017	7/27/2017	11/7/2017	2/9/2018	5/10/2018	8/13/2018	11/5/2018	2/28/2019	6/11/2019	9/27/2019	11/15/2019	2/3/2020	5/26/2020	8/5/2020	11/10/2020	2/17/2021	5/12/2021
Methyl-tert-butyl ether	µg/L	40	< 1,000	< 1,000	< 100	< 10	< 1.0	< 1.0	< 1.0	< 1.0	< 1.0	NA	NA	NA	NA	NA	NA	NA	NA	NA	< 1.0	< 1.0	< 1.0	< 1.0	< 1.0	< 1.0	< 1.0	< 1.0	NA	NA	NA	NA	NA	NA	NA	NA	NA	NA
Naphthalene	µg/L	1,500	NA	NA	NA	NA	NA	NA	NA	NA	NA	NA	NA	NA	NA	NA	NA	NA	NA	NA	NA	NA	NA	NA	NA	NA	NA	NA	NA	NA	NA	NA	NA	NA	NA	NA	NA	NA	NA
Styrene (Monomer)	µg/L	100	**13,000**	**13,000**	**3,900**	**320**	0.23 J	< 1.0	< 1.0	< 1.0	< 1.0	NA	NA	NA	NA	NA	NA	NA	NA	NA	< 1.0	< 1.0	< 1.0	< 1.0	< 1.0	< 1.0	< 1.0	< 1.0	NA	NA	NA	NA	NA	NA	NA	NA	NA	NA
Tetrachloroethene	µg/L	5.0	< 1,000	< 1,000	< 100	< 10	< 1.0	< 1.0	< 1.0	< 1.0	< 1.0	< 1.0	< 1.0	< 1.0	< 1.0	< 1.0	< 1.0	< 1.0	< 1.0	< 1.0	< 1.0	< 1.0	< 1.0	< 1.0	< 1.0	< 1.0	< 1.0	< 1.0	< 1.0	< 1.0	< 1.0	< 1.0	< 1.0	< 1.0	< 1.0	< 1.0	< 1.0	< 1.0
Toluene	µg/L	790	< 1,000	< 1,000	< 100	< 10	< 1.0	< 1.0	< 1.0	< 1.0	< 1.0	NA	NA	NA	NA	NA	NA	NA	NA	NA	< 1.0	< 1.0	< 1.0	< 1.0	< 1.0	< 1.0	< 1.0	< 1.0	< 1.0	NA	NA	NA	NA	NA	NA	NA	NA	NA	NA
Total Xylenes	µg/L	280	< 2,000	< 2,000	< 200	< 20	< 2.0	< 2.0	< 2.0	< 2.0	< 2.0	NA	NA	NA	NA	NA	NA	NA	NA	NA	< 2.0	< 2.0	< 2.0	< 2.0	< 2.0	< 2.0	< 2.0	< 2.0	< 2.0	NA	NA	NA	NA	NA	NA	NA	NA	NA	NA
trans-1,2-Dichloroethene	µg/L	100	< 1,000	< 1,000	< 100	< 10	< 1.0	< 1.0	0.30 J	0.29 J	< 1.0	0.42 J	< 1.0	< 1.0	< 1.0	< 1.0	< 1.0	< 1.0	< 1.0	< 1.0	< 1.0	< 1.0	< 1.0	< 1.0	< 1.0	< 1.0	< 1.0	< 1.0	< 1.0	< 1.0	< 1.0	< 1.0	< 1.0	< 1.0	< 1.0	< 1.0	< 1.0	< 1.0	< 1.0
trans-1,3-Dichloropropene	µg/L	NS	< 1,000	< 1,000	< 100	< 10	< 1.0	< 1.0	< 1.0	< 1.0	< 1.0	NA	NA	NA	NA	NA	NA	NA	NA	NA	< 1.0	< 1.0	< 1.0	< 1.0	< 1.0	< 1.0	< 1.0	< 1.0	< 1.0	NA	NA	NA	NA	NA	NA	NA	NA	NA	NA
Trichloroethene	µg/L	5.0	< 1,000	< 1,000	< 100	< 10	< 1.0	< 1.0	< 1.0	< 1.0	< 1.0	< 1.0	< 1.0	< 1.0	< 1.0	< 1.0	< 1.0	< 1.0	< 1.0	< 1.0	< 1.0	< 1.0	< 1.0	< 1.0	< 1.0	< 1.0	< 1.0	< 1.0	< 1.0	< 1.0	< 1.0	< 1.0	< 1.0	< 1.0	< 1.0	< 1.0	< 1.0	< 1.0
Vinyl chloride	µg/L	2.0	< 1,000	< 1,000	< 100	< 10	< 1.0	< 1.0	< 1.0	< 1.0	< 1.0	< 1.0	0.24 J	< 1.0	< 1.0	0.67 J	< 1.0	< 1.0	< 1.0	< 1.0	**2.4**	**4.8**	**7.0**	**6.7**	1.3	**5.9**	**3.0**	**3.4**	1.7	**9.9**	**7.3**	0.69 J	1.3	**3.4**	**4.3**	**2.6**	**2.3**
Gases																																								
Ethane	µg/L	NS	NA	NA	NA	NA	NA	NA	NA	NA	NA	NA	NA	NA	NA	NA	NA	NA	NA	NA	NA	NA	NA	NA	NA	NA	NA	NA	NA	NA	NA	NA	NA	NA	NA	NA	NA	NA	NA
Ethene	µg/L	NS	NA	NA	NA	NA	NA	NA	NA	NA	NA	NA	NA	NA	NA	NA	NA	NA	NA	NA	NA	NA	NA	NA	NA	NA	NA	NA	NA	NA	NA	NA	NA	NA	NA	NA	NA	NA	NA
Methane	µg/L	NS	NA	NA	NA	NA	NA	NA	NA	NA	NA	NA	NA	NA	NA	NA	NA	NA	NA	NA	NA	NA	NA	NA	NA	NA	NA	NA	NA	NA	NA	NA	NA	NA	NA	NA	NA	NA	NA
Other																																								
Carbon	mg/L	NS	NA	NA	NA	NA	NA	NA	NA	NA	NA	NA	NA	NA	NA	NA	NA	NA	NA	NA	NA	NA	NA	NA	NA	NA	NA	NA	NA	NA	NA	NA	NA	NA	NA	NA	NA	NA	NA
Nitrate-N	mg/L	10	NA	NA	NA	NA	NA	NA	NA	NA	NA	NA	NA	NA	NA	NA	NA	NA	NA	NA	NA	NA	NA	NA	NA	NA	NA	NA	NA	NA	NA	NA	NA	NA	NA	NA	NA	NA	NA
Sulfate	mg/L	250	NA	NA	NA	NA	NA	NA	NA	NA	NA	NA	NA	NA	NA	NA	NA	NA	NA	NA	NA	NA	NA	NA	NA	NA	NA	NA	NA	NA	NA	NA	NA	NA	NA	NA	NA	NA	NA
Total Organic Carbon	mg/L	NS	NA	NA	NA	NA	NA	NA	NA	NA	NA	NA	NA	NA	NA	NA	NA	NA	NA	NA	NA	NA	NA	NA	NA	NA	NA	NA	NA	NA	NA	NA	NA	NA	NA	NA	NA	NA	NA
Metals																																								
Iron, Dissolved	µg/L	300	NA	NA	NA	NA	NA	NA	NA	NA	NA	NA	NA	NA	NA	NA	NA	NA	NA	NA	NA	NA	NA	NA	NA	NA	NA	NA	NA	NA	NA	NA	NA	NA	NA	NA	NA	NA	NA
Iron	µg/L	300	NA	NA	NA	NA	NA	NA	NA	NA	NA	NA	NA	NA	NA	NA	NA	NA	NA	NA	NA	NA	NA	NA	NA	NA	NA	NA	NA	NA	NA	NA	NA	NA	NA	NA	NA	NA	NA
Manganese, Dissolved	µg/L	50	NA	NA	NA	NA	NA	NA	NA	NA	NA	NA	NA	NA	NA	NA	NA	NA	NA	NA	NA	NA	NA	NA	NA	NA	NA	NA	NA	NA	NA	NA	NA	NA	NA	NA	NA	NA	NA
Manganese	µg/L	50	NA	NA	NA	NA	NA	NA	NA	NA	NA	NA	NA	NA	NA	NA	NA	NA	NA	NA	NA	NA	NA	NA	NA	NA	NA	NA	NA	NA	NA	NA	NA	NA	NA	NA	NA	NA	NA

See Notes on Last Page.

Table 2
On-Site Groundwater Analytical Results
Ford Livonia Transmission Plant
36200 Plymouth Road
Livonia, Michigan

Location:			MW-65																	MW-66															
Screen Interval (ft. bgs):			16-21																	15-20															
Date:	Unit	EGLE Non-Residential Drinking Water Criteria	4/25/2017	8/2/2017	11/8/2017	2/6/2018	5/10/2018	8/8/2018	10/30/2018	2/28/2019	6/12/2019	9/18/2019	11/5/2019	2/4/2020	5/26/2020	8/3/2020	11/2/2020	2/9/2021	5/11/2021	4/25/2017	8/2/2017	11/13/2017	2/12/2018	5/10/2018	8/8/2018	11/2/2018	3/4/2019	6/10/2019	9/19/2019	11/5/2019	2/10/2020	5/26/2020	8/3/2020	11/2/2020	2/10/2021	5/7/2021
Semi-volatile Organic Compounds (SVOCs)																																			
1,4-Dioxane	µg/L	350	3.8	3.1	3.8	3.4	2.1	1.8 J	2.9	2.6	3.8	4.2	4.2	4.2	2.0	2.0	1.1 J	< 2.0	< 2.0	0.76 J	< 2.0 UB	0.49 J	1.3 J	< 2.0	< 2.0	1.1 J	1.2 J	< 2.0	< 2.0	< 2.0	< 2.0	< 2.0	1.3 J	1.9 J	0.93 J	< 2.0
Volatile Organic Compounds (VOCs)																																			
1,1,1-Trichloroethane	µg/L	200	< 2.0	< 4.0	< 2.0	< 2.0	< 2.0	< 1.0	< 2.0	< 2.5	NA	NA	NA	NA	NA	NA	NA	NA	NA	< 1.0	< 1.0	< 1.0	< 1.0	< 1.0	< 1.0	< 1.0	< 1.0	NA	NA	NA	NA	NA	NA	NA	NA	NA
1,1,2,2-Tetrachloroethane	µg/L	35	< 2.0	< 4.0	< 2.0	< 2.0	< 2.0	< 1.0	< 2.0	< 2.5	NA	NA	NA	NA	NA	NA	NA	NA	NA	< 1.0	< 1.0	< 1.0	< 1.0	< 1.0	< 1.0	< 1.0	< 1.0 J	NA	NA	NA	NA	NA	NA	NA	NA	NA
1,1,2-trichloro-1,2,2-trifluoroethane	µg/L	170,000	< 2.0	< 4.0	< 2.0	< 2.0	< 2.0	< 1.0	< 2.0	< 2.5	NA	NA	NA	NA	NA	NA	NA	NA	NA	< 1.0	< 1.0	< 1.0	< 1.0	< 1.0	< 1.0	< 1.0	< 1.0	NA	NA	NA	NA	NA	NA	NA	NA	NA
1,1,2-Trichloroethane	µg/L	5.0	< 2.0	< 4.0	< 2.0	< 2.0	< 2.0	< 1.0	< 2.0	< 2.5	NA	NA	NA	NA	NA	NA	NA	NA	NA	< 1.0	< 1.0	< 1.0	< 1.0	< 1.0	< 1.0	< 1.0	< 1.0	NA	NA	NA	NA	NA	NA	NA	NA	NA
1,1-Dichloroethane	µg/L	2,500	< 2.0	< 4.0	< 2.0	< 2.0	< 2.0	0.35 J	< 2.0	< 2.5	NA	NA	NA	NA	NA	NA	NA	NA	NA	< 1.0	< 1.0	< 1.0	< 1.0	< 1.0	< 1.0	< 1.0	< 1.0	NA	NA	NA	NA	NA	NA	NA	NA	NA
1,1-Dichloroethene	µg/L	7.0	< 2.0	< 4.0	< 2.0	< 2.0	< 2.0	< 1.0	< 2.0	< 2.5	< 1.0	< 1.0	< 1.0	< 1.0	< 1.0	< 1.0	< 1.0	< 1.0	< 1.0	< 1.0	< 1.0	< 1.0	< 1.0	< 1.0	< 1.0	< 1.0	< 1.0	< 1.0	< 1.0	< 1.0	< 1.0	< 1.0	< 1.0	< 1.0	< 1.0
1,2,3-Trimethylbenzene	µg/L	NS	< 10	< 20	< 10	< 10	< 10	< 5.0	< 10	< 13	NA	NA	NA	NA	NA	NA	NA	NA	NA	< 5.0	< 5.0	< 5.0	< 5.0	< 5.0	< 5.0	< 5.0	< 5.0	NA	NA	NA	NA	NA	NA	NA	NA	NA
1,2,4-Trichlorobenzene	µg/L	70	< 2.0	< 4.0	< 2.0	< 2.0	< 2.0	< 1.0	< 2.0	< 2.5	NA	NA	NA	NA	NA	NA	NA	NA	NA	< 1.0	< 1.0	< 1.0	< 1.0	< 1.0	< 1.0	< 1.0	< 1.0	NA	NA	NA	NA	NA	NA	NA	NA	NA
1,2,4-Trimethylbenzene	µg/L	63	< 2.0	< 4.0	< 2.0	< 2.0	< 2.0	< 1.0	< 2.0	< 2.5	NA	NA	NA	NA	NA	NA	NA	NA	NA	< 1.0	< 1.0	< 1.0	< 1.0	< 1.0	< 1.0	< 1.0	< 1.0	NA	NA	NA	NA	NA	NA	NA	NA	NA
1,2-Dibromo-3-chloropropane	µg/L	0.2	< 2.0	< 4.0	< 2.0	< 2.0	< 2.0	< 1.0	< 2.0	< 2.5 J	NA	NA	NA	NA	NA	NA	NA	NA	NA	< 1.0	< 1.0	< 1.0	< 1.0	< 1.0	< 1.0	< 1.0	< 1.0 J	NA	NA	NA	NA	NA	NA	NA	NA	NA
1,2-Dibromoethane	µg/L	0.05	< 2.0	< 4.0	< 2.0	< 2.0	< 2.0	< 1.0	< 2.0	< 2.5	NA	NA	NA	NA	NA	NA	NA	NA	NA	< 1.0	< 1.0	< 1.0	< 1.0	< 1.0	< 1.0	< 1.0	< 1.0 J	NA	NA	NA	NA	NA	NA	NA	NA	NA
1,2-Dichlorobenzene	µg/L	600	< 2.0	< 4.0	< 2.0	< 2.0	< 2.0	< 1.0	< 2.0	< 2.5	NA	NA	NA	NA	NA	NA	NA	NA	NA	< 1.0	< 1.0	< 1.0	< 1.0	< 1.0	< 1.0	< 1.0	< 1.0	NA	NA	NA	NA	NA	NA	NA	NA	NA
1,2-Dichloroethane	µg/L	5.0	< 2.0	< 4.0	< 2.0	< 2.0	< 2.0	< 1.0	< 2.0	< 2.5	NA	NA	NA	NA	NA	NA	NA	NA	NA	< 1.0	< 1.0	< 1.0	< 1.0	< 1.0	< 1.0	< 1.0	< 1.0	NA	NA	NA	NA	NA	NA	NA	NA	NA
1,2-Dichloropropane	µg/L	5.0	< 2.0	< 4.0	< 2.0	< 2.0	< 2.0	< 1.0	< 2.0	< 2.5	NA	NA	NA	NA	NA	NA	NA	NA	NA	< 1.0	< 1.0	< 1.0	< 1.0	< 1.0	< 1.0	< 1.0	< 1.0	NA	NA	NA	NA	NA	NA	NA	NA	NA
1,3,5-Trimethylbenzene	µg/L	72	< 2.0	< 4.0	< 2.0	< 2.0	< 2.0	< 1.0	< 2.0	< 2.5	NA	NA	NA	NA	NA	NA	NA	NA	NA	< 1.0	< 1.0	< 1.0	< 1.0	< 1.0	< 1.0	< 1.0	< 1.0	NA	NA	NA	NA	NA	NA	NA	NA	NA
1,3-Dichlorobenzene	µg/L	19	< 2.0	< 4.0	< 2.0	< 2.0	< 2.0	< 1.0	< 2.0	< 2.5	NA	NA	NA	NA	NA	NA	NA	NA	NA	< 1.0	< 1.0	< 1.0	< 1.0	< 1.0	< 1.0	0.24 J	< 1.0	NA	NA	NA	NA	NA	NA	NA	NA	NA
1,4-Dichlorobenzene	µg/L	75	< 2.0	< 4.0	< 2.0	< 2.0	< 2.0	< 1.0	< 2.0	< 2.5	NA	NA	NA	NA	NA	NA	NA	NA	NA	< 1.0	< 1.0	< 1.0	< 1.0	< 1.0	< 1.0	< 1.0	< 1.0	NA	NA	NA	NA	NA	NA	NA	NA	NA
2-Butanone (MEK)	µg/L	38,000	< 20	< 40	< 20	< 20	< 20	< 10	< 20	< 25	NA	NA	NA	NA	NA	NA	NA	NA	NA	< 10	< 10	< 10	< 10	< 10	< 10	< 10	< 10 J	NA	NA	NA	NA	NA	NA	NA	NA	NA
2-Methylnaphthalene	µg/L	750	NA	NA	NA	NA	NA	NA	NA	NA	NA	NA	NA	NA	NA	NA	NA	NA	NA	NA	NA	NA	NA	NA	NA	NA	NA	NA	NA	NA	NA	NA	NA	NA	NA
4-Methyl-2-Pentanone (MIBK)	µg/L	5,200	< 20	< 40	< 20	< 20	< 20	< 10	< 20	< 25	NA	NA	NA	NA	NA	NA	NA	NA	NA	< 10	< 10	< 10	< 10	< 10	< 10	< 10	< 10 J	NA	NA	NA	NA	NA	NA	NA	NA	NA
Acetone	µg/L	2,100	< 20	< 40	< 20	< 20	< 20	< 10	< 20	< 25	NA	NA	NA	NA	NA	NA	NA	NA	NA	< 10	< 10	< 10	< 10	< 10	< 10	< 10	< 10 J	NA	NA	NA	NA	NA	NA	NA	NA	NA
Benzene	µg/L	5.0	< 2.0	< 4.0	< 2.0	< 2.0	< 2.0	< 1.0	< 2.0	< 2.5	NA	NA	NA	NA	NA	NA	NA	NA	NA	< 1.0	< 1.0	< 1.0	< 1.0	< 1.0	< 1.0	< 1.0	< 1.0	NA	NA	NA	NA	NA	NA	NA	NA	NA
Bromodichloromethane	µg/L	80	< 2.0	< 4.0	< 2.0	< 2.0	< 2.0	< 1.0	< 2.0	< 2.5	NA	NA	NA	NA	NA	NA	NA	NA	NA	< 1.0	< 1.0	< 1.0	< 1.0	< 1.0	< 1.0	< 1.0	< 1.0	NA	NA	NA	NA	NA	NA	NA	NA	NA
Bromoform	µg/L	80	< 2.0	< 4.0	< 2.0	< 2.0	< 2.0	< 1.0	< 2.0	< 2.5	NA	NA	NA	NA	NA	NA	NA	NA	NA	< 1.0	< 1.0	< 1.0	< 1.0	< 1.0	< 1.0	< 1.0	< 1.0 J	NA	NA	NA	NA	NA	NA	NA	NA	NA
Bromomethane	µg/L	29	< 2.0	< 4.0	< 2.0	< 2.0	< 2.0	< 1.0	< 2.0	< 2.5 J	NA	NA	NA	NA	NA	NA	NA	NA	NA	< 1.0	< 1.0	< 1.0	< 1.0	< 1.0	< 1.0	< 1.0	< 1.0 J	NA	NA	NA	NA	NA	NA	NA	NA	NA
Carbon Disulfide	µg/L	2,300	< 10	< 20	< 10	< 10	< 10	< 5.0	< 10	< 13	NA	NA	NA	NA	NA	NA	NA	NA	NA	< 5.0	< 5.0	< 5.0	< 5.0	< 5.0	< 5.0	0.39 J	< 5.0	NA	NA	NA	NA	NA	NA	NA	NA	NA
Carbon Tetrachloride	µg/L	5.0	< 2.0	< 4.0	< 2.0	< 2.0	< 2.0	< 1.0	< 2.0	< 2.5	NA	NA	NA	NA	NA	NA	NA	NA	NA	< 1.0	< 1.0	< 1.0	< 1.0	< 1.0	< 1.0	< 1.0	< 1.0	NA	NA	NA	NA	NA	NA	NA	NA	NA
Trichlorofluoromethane (CFC-11)	µg/L	7,300	< 2.0	< 4.0	< 2.0	< 2.0	< 2.0	< 1.0	< 2.0	< 2.5	NA	NA	NA	NA	NA	NA	NA	NA	NA	< 1.0	< 1.0	< 1.0	< 1.0	< 1.0	< 1.0	< 1.0	< 1.0	NA	NA	NA	NA	NA	NA	NA	NA	NA
Dichlorodifluoromethane (CFC-12)	µg/L	4,800	< 2.0	< 4.0	< 2.0	< 2.0	< 2.0	< 1.0	< 2.0	< 2.5	NA	NA	NA	NA	NA	NA	NA	NA	NA	< 1.0	< 1.0	< 1.0	< 1.0	< 1.0	< 1.0	< 1.0	< 1.0	NA	NA	NA	NA	NA	NA	NA	NA	NA
Chlorobenzene	µg/L	100	< 2.0	< 4.0	< 2.0	< 2.0	< 2.0	< 1.0	< 2.0	< 2.5	NA	NA	NA	NA	NA	NA	NA	NA	NA	< 1.0	< 1.0	< 1.0	< 1.0	< 1.0	< 1.0	< 1.0	< 1.0	NA	NA	NA	NA	NA	NA	NA	NA	NA
Chlorodibromomethane	µg/L	80	< 2.0	< 4.0	< 2.0	< 2.0	< 2.0	< 1.0	< 2.0	< 2.5	NA	NA	NA	NA	NA	NA	NA	NA	NA	< 1.0	< 1.0	< 1.0	< 1.0	< 1.0	< 1.0	< 1.0	< 1.0 J	NA	NA	NA	NA	NA	NA	NA	NA	NA
Chloroethane	µg/L	1,700	< 2.0	< 4.0	< 2.0	< 2.0	< 2.0	< 1.0	< 2.0	< 2.5 J	NA	NA	NA	NA	NA	NA	NA	NA	NA	< 1.0	< 1.0	< 1.0	< 1.0	< 1.0	< 1.0	< 1.0	< 1.0 J	NA	NA	NA	NA	NA	NA	NA	NA	NA
Chloroform	µg/L	80	< 2.0	< 4.0	< 2.0	< 2.0	< 2.0	< 1.0	< 2.0	< 2.5	NA	NA	NA	NA	NA	NA	NA	NA	NA	< 1.0	< 1.0	< 1.0	< 1.0	< 1.0	< 1.0	< 1.0	< 1.0	NA	NA	NA	NA	NA	NA	NA	NA	NA
Chloromethane	µg/L	1,100	< 2.0	< 4.0	< 2.0	< 2.0	< 2.0	< 1.0	< 2.0	< 2.5	NA	NA	NA	NA	NA	NA	NA	NA	NA	< 1.0	< 1.0	< 1.0 J	< 1.0	< 1.0	< 1.0	< 1.0	< 1.0	NA	NA	NA	NA	NA	NA	NA	NA	NA
cis-1,2-Dichloroethene	µg/L	70	3.3	4.1	3.9	4.1	6.0	6.2	7.0	5.9	4.9	4.1	4.8	4.0	5.0	6.1	6.7	6.5	5.9	< 1.0	< 1.0	< 1.0	< 1.0	< 1.0	< 1.0	0.19 J	< 1.0	< 1.0	< 1.0	< 1.0	< 1.0	< 1.0	< 1.0	< 1.0	< 1.0	< 1.0
cis-1,3-Dichloropropene	µg/L	NS	< 2.0	< 4.0	< 2.0	< 2.0	< 2.0	< 1.0	< 2.0	< 2.5	NA	NA	NA	NA	NA	NA	NA	NA	NA	< 1.0	< 1.0	< 1.0	< 1.0	< 1.0	< 1.0	< 1.0	< 1.0	NA	NA	NA	NA	NA	NA	NA	NA	NA
Cyclohexane	µg/L	NS	< 2.0	< 4.0	< 2.0	< 2.0	< 2.0	< 1.0	< 2.0	< 2.5	NA	NA	NA	NA	NA	NA	NA	NA	NA	< 1.0	< 1.0	< 1.0	< 1.0	< 1.0	< 1.0	< 1.0	< 1.0	NA	NA	NA	NA	NA	NA	NA	NA	NA
Dichloromethane	µg/L	5.0	< 10	< 20	< 10	< 10 UB	< 10	< 5.0	< 10	< 13	NA	NA	NA	NA	NA	NA	NA	NA	NA	< 5.0	< 5.0	< 5.0	< 5.0	< 5.0	< 5.0	< 5.0	< 5.0	NA	NA	NA	NA	NA	NA	NA	NA	NA
Diethyl ether	µg/L	10	< 4.0	< 8.0	< 4.0	< 4.0	< 4.0	< 2.0	< 4.0	< 5.0	NA	NA	NA	NA	NA	NA	NA	NA	NA	< 2.0	< 2.0	< 2.0 J	< 2.0	< 2.0	< 2.0	< 2.0	< 2.0	NA	NA	NA	NA	NA	NA	NA	NA	NA
Ethylbenzene	µg/L	74	< 2.0	< 4.0	< 2.0	< 2.0	< 2.0	< 1.0	< 2.0	< 2.5	NA	NA	NA	NA	NA	NA	NA	NA	NA	< 1.0	< 1.0	< 1.0	< 1.0	< 1.0	< 1.0	< 1.0	< 1.0	NA	NA	NA	NA	NA	NA	NA	NA	NA
Isopropylbenzene	µg/L	2,300	< 2.0	< 4.0	< 2.0	< 2.0	< 2.0	< 1.0	< 2.0	< 2.5	NA	NA	NA	NA	NA	NA	NA	NA	NA	< 1.0	< 1.0	< 1.0	< 1.0	< 1.0	< 1.0	< 1.0	< 1.0	NA	NA	NA	NA	NA	NA	NA	NA	NA
Methyl Acetate	µg/L	NS	< 20	< 40	< 20	< 20	< 20	< 10	< 20	< 25	NA	NA	NA	NA	NA	NA	NA	NA	NA	< 10	< 10	< 10	< 10	< 10	< 10	< 10	< 10	NA	NA	NA	NA	NA	NA	NA	NA	NA
Methyl N-Butyl Ketone (2-Hexanone)	µg/L	2,900	< 20	< 40	< 20	< 20	< 20	< 10	< 20	< 25	NA	NA	NA	NA	NA	NA	NA	NA	NA	< 10	< 10	< 10	< 10	< 10	< 10	< 10	< 10 J	NA	NA	NA	NA	NA	NA	NA	NA	NA
Methylcyclohexane	µg/L	NS	< 2.0	< 4.0	< 2.0	< 2.0	< 2.0	< 1.0	< 2.0	< 2.5	NA	NA	NA	NA	NA	NA	NA	NA	NA	< 1.0	< 1.0	< 1.0	< 1.0	< 1.0	< 1.0	< 1.0	< 1.0	NA	NA	NA	NA	NA	NA	NA	NA	NA

See Notes on Last Page.

Table 2
On-Site Groundwater Analytical Results
Ford Livonia Transmission Plant
36200 Plymouth Road
Livonia, Michigan

Location:			MW-65																	MW-66														
Screen Interval (ft. bgs):			16-21																	15-20														
Date:	Unit	EGLE Non-Residential Drinking Water Criteria	4/25/2017	8/2/2017	11/8/2017	2/6/2018	5/10/2018	8/8/2018	10/30/2018	2/28/2019	6/12/2019	9/18/2019	11/5/2019	2/4/2020	5/26/2020	8/3/2020	11/2/2020	2/9/2021	5/11/2021	4/25/2017	8/2/2017	11/13/2017	2/12/2018	5/10/2018	8/8/2018	11/2/2018	3/4/2019	6/10/2019	9/19/2019	11/5/2019	2/10/2020	5/26/2020	8/3/2020	11/2/2020	2/10/2021	5/7/2021
Methyl-tert-butyl ether	µg/L	40	< 2.0	< 4.0	< 2.0	< 2.0	< 2.0	< 1.0	< 2.0	< 2.5	NA	NA	NA	NA	NA	NA	NA	NA	NA	< 1.0	< 1.0	< 1.0	< 1.0	< 1.0	< 1.0	< 1.0	< 1.0 J	NA	NA	NA	NA	NA	NA	NA	NA	NA
Naphthalene	µg/L	1,500	NA	NA	NA	NA	NA	NA	NA	NA	NA	NA	NA	NA	NA	NA	NA	NA	NA	NA	NA	NA	NA	NA	NA	NA	NA	NA	NA	NA	NA	NA	NA	NA	NA
Styrene (Monomer)	µg/L	100	< 2.0	< 4.0	< 2.0	< 2.0	< 2.0	< 1.0	< 2.0	< 2.5	NA	NA	NA	NA	NA	NA	NA	NA	NA	< 1.0	< 1.0	< 1.0	< 1.0	< 1.0	< 1.0	< 1.0	< 1.0	NA	NA	NA	NA	NA	NA	NA	NA	NA
Tetrachloroethene	µg/L	5.0	< 2.0	< 4.0	< 2.0	< 2.0	< 2.0	< 1.0	< 2.0	< 2.5	< 1.0	< 1.0	< 1.0	< 1.0	< 1.0	< 1.0	< 1.0	< 1.0	< 1.0	< 1.0	< 1.0	< 1.0	< 1.0	< 1.0	< 1.0	< 1.0	< 1.0	< 1.0	< 1.0	< 1.0	< 1.0	< 1.0	< 1.0	< 1.0	< 1.0	< 1.0
Toluene	µg/L	790	< 2.0	< 4.0	< 2.0	< 2.0	< 2.0	< 1.0	< 2.0	< 2.5	NA	NA	NA	NA	NA	NA	NA	NA	NA	< 1.0	< 1.0	< 1.0	< 1.0	< 1.0	< 1.0	< 1.0	< 1.0	NA	NA	NA	NA	NA	NA	NA	NA	NA
Total Xylenes	µg/L	280	< 4.0	< 8.0	< 4.0	< 4.0	< 4.0	< 2.0	< 4.0	< 5.0	NA	NA	NA	NA	NA	NA	NA	NA	NA	< 2.0	< 2.0	< 2.0	< 2.0	< 2.0	< 2.0	< 2.0	< 2.0	NA	NA	NA	NA	NA	NA	NA	NA	NA
trans-1,2-Dichloroethene	µg/L	100	< 2.0	< 4.0	< 2.0	< 2.0	< 2.0	< 1.0	< 2.0	< 2.5	< 1.0	< 1.0	< 1.0	< 1.0	< 1.0	< 1.0	< 1.0	< 1.0	< 1.0	< 1.0	< 1.0	< 1.0	< 1.0	< 1.0	< 1.0	< 1.0	< 1.0	< 1.0	< 1.0	< 1.0	< 1.0	< 1.0	< 1.0	< 1.0	< 1.0	< 1.0
trans-1,3-Dichloropropene	µg/L	NS	< 2.0	< 4.0	< 2.0	< 2.0	< 2.0	< 1.0	< 2.0	< 2.5	NA	NA	NA	NA	NA	NA	NA	NA	NA	< 1.0	< 1.0	< 1.0	< 1.0	< 1.0	< 1.0	< 1.0	< 1.0	NA	NA	NA	NA	NA	NA	NA	NA	NA
Trichloroethene	µg/L	5.0	< 2.0	< 4.0	< 2.0	< 2.0	< 2.0	< 1.0	< 2.0	< 2.5	< 1.0	< 1.0	< 1.0	< 1.0	< 1.0	< 1.0	< 1.0	< 1.0	< 1.0	< 1.0	< 1.0	< 1.0	< 1.0	< 1.0	< 1.0	< 1.0	< 1.0	< 1.0	< 1.0	< 1.0	< 1.0	< 1.0	< 1.0	< 1.0	< 1.0	< 1.0
Vinyl chloride	µg/L	2.0	**61**	**49**	**48**	**36**	**41**	**35**	**48**	**34**	**41**	**25**	**45**	**20**	**34**	**20**	**17**	**14**	**14**	**5.6**	**5.4**	**3.0**	**2.7**	**2.4**	**3.2**	1.2	**3.2**	1.5	< 1.0 UB	0.81 J	**2.4**	**3.5**	**3.5**	**2.5**	**2.9**	**6.0**
Gases																																				
Ethane	µg/L	NS	NA	NA	NA	NA	NA	NA	NA	NA	NA	NA	NA	NA	NA	NA	NA	NA	NA	NA	NA	NA	NA	NA	NA	NA	NA	NA	NA	NA	NA	NA	NA	NA	NA	NA
Ethene	µg/L	NS	NA	NA	NA	NA	NA	NA	NA	NA	NA	NA	NA	NA	NA	NA	NA	NA	NA	NA	NA	NA	NA	NA	NA	NA	NA	NA	NA	NA	NA	NA	NA	NA	NA	NA
Methane	µg/L	NS	NA	NA	NA	NA	NA	NA	NA	NA	NA	NA	NA	NA	NA	NA	NA	NA	NA	NA	NA	NA	NA	NA	NA	NA	NA	NA	NA	NA	NA	NA	NA	NA	NA	NA
Other																																				
Carbon	mg/L	NS	NA	NA	NA	NA	NA	NA	NA	NA	NA	NA	NA	NA	NA	NA	NA	NA	NA	NA	NA	NA	NA	NA	NA	NA	NA	NA	NA	NA	NA	NA	NA	NA	NA	NA
Nitrate-N	mg/L	10	NA	NA	NA	NA	NA	NA	NA	NA	NA	NA	NA	NA	NA	NA	NA	NA	NA	NA	NA	NA	NA	NA	NA	NA	NA	NA	NA	NA	NA	NA	NA	NA	NA	NA
Sulfate	mg/L	250	NA	NA	NA	NA	NA	NA	NA	NA	NA	NA	NA	NA	NA	NA	NA	NA	NA	NA	NA	NA	NA	NA	NA	NA	NA	NA	NA	NA	NA	NA	NA	NA	NA	NA
Total Organic Carbon	mg/L	NS	NA	NA	NA	NA	NA	NA	NA	NA	NA	NA	NA	NA	NA	NA	NA	NA	NA	NA	NA	NA	NA	NA	NA	NA	NA	NA	NA	NA	NA	NA	NA	NA	NA	NA
Metals																																				
Iron, Dissolved	µg/L	300	NA	NA	NA	NA	NA	NA	NA	NA	NA	NA	NA	NA	NA	NA	NA	NA	NA	NA	NA	NA	NA	NA	NA	NA	NA	NA	NA	NA	NA	NA	NA	NA	NA	NA
Iron	µg/L	300	NA	NA	NA	NA	NA	NA	NA	NA	NA	NA	NA	NA	NA	NA	NA	NA	NA	NA	NA	NA	NA	NA	NA	NA	NA	NA	NA	NA	NA	NA	NA	NA	NA	NA
Manganese, Dissolved	µg/L	50	NA	NA	NA	NA	NA	NA	NA	NA	NA	NA	NA	NA	NA	NA	NA	NA	NA	NA	NA	NA	NA	NA	NA	NA	NA	NA	NA	NA	NA	NA	NA	NA	NA	NA
Manganese	µg/L	50	NA	NA	NA	NA	NA	NA	NA	NA	NA	NA	NA	NA	NA	NA	NA	NA	NA	NA	NA	NA	NA	NA	NA	NA	NA	NA	NA	NA	NA	NA	NA	NA	NA	NA

See Notes on Last Page.

Table 2
On-Site Groundwater Analytical Results
Ford Livonia Transmission Plant
36200 Plymouth Road
Livonia, Michigan

Location:			MW-67																	MW-68														
Screen Interval (ft. bgs):		EGLE Non-Residential Drinking Water Criteria	9-14																	15-20														
Date:	Unit		4/21/2017	7/31/2017	11/14/2017	2/12/2018	5/14/2018	8/13/2018	10/25/2018	2/28/2019	6/13/2019	9/20/2019	11/6/2019	2/13/2020	5/26/2020	8/7/2020	11/2/2020	2/15/2021	5/5/2021	4/24/2017	8/1/2017	11/10/2017	2/12/2018	5/15/2018	8/9/2018	10/25/2018	2/27/2019	6/12/2019	9/25/2019	11/7/2019	2/12/2020	5/26/2020	8/10/2020	11/3/2020	2/18/2021	5/5/2021
Semi-volatile Organic Compounds (SVOCs)																																			
1,4-Dioxane	µg/L	350	1.8 J	< 2.0 UB	< 2.0	< 2.0	< 2.0	< 2.0	< 2.0	< 2.0	< 2.0	< 2.0	< 2.0	< 2.0	< 2.0	< 2.0	< 2.0	< 2.0	< 2.0	0.40 J	< 2.0 UB	0.73 J	0.54 J	< 2.0	< 2.0	< 2.0	< 2.0	< 2.0	< 2.0	0.57 J	< 2.0	< 2.0	< 2.0	< 2.0	< 2.0	< 2.0
Volatile Organic Compounds (VOCs)																																			
1,1,1-Trichloroethane	µg/L	200	2.3 J	2.0 J	2.1 J	< 3.3	0.94 J	0.80 J	1.3 J	0.78 J	NA	NA	NA	NA	NA	NA	NA	NA	NA	< 1.0	< 1.0	< 1.0	< 1.0	< 1.0	< 1.0	< 1.0	< 1.0	NA	NA	NA	NA	NA	NA	NA	NA	NA
1,1,2,2-Tetrachloroethane	µg/L	35	< 10	< 4.0	< 5.0	< 3.3	< 1.0	< 2.5	< 3.3	< 2.5	NA	NA	NA	NA	NA	NA	NA	NA	NA	< 1.0	< 1.0	< 1.0	< 1.0	< 1.0	< 1.0	< 1.0	< 1.0 J	NA	NA	NA	NA	NA	NA	NA	NA	NA
1,1,2-trichloro-1,2,2-trifluoroethane	µg/L	170,000	< 10	< 4.0	< 5.0	< 3.3	< 1.0	< 2.5	< 3.3	< 2.5	NA	NA	NA	NA	NA	NA	NA	NA	NA	< 1.0	< 1.0	< 1.0	< 1.0	< 1.0	< 1.0	< 1.0	< 1.0	NA	NA	NA	NA	NA	NA	NA	NA	NA
1,1,2-Trichloroethane	µg/L	5.0	< 10	< 4.0	< 5.0	< 3.3	< 1.0	< 2.5	< 3.3	< 2.5	NA	NA	NA	NA	NA	NA	NA	NA	NA	< 1.0	< 1.0	< 1.0	< 1.0	< 1.0	< 1.0	< 1.0	< 1.0	NA	NA	NA	NA	NA	NA	NA	NA	NA
1,1-Dichloroethane	µg/L	2,500	< 10	1.0 J	< 5.0	< 3.3	0.25 J	< 2.5	< 3.3	0.49 J	NA	NA	NA	NA	NA	NA	NA	NA	NA	1.6	1.7	3.7	2.0	1.4	1.9	2.1	1.4	NA	NA	NA	NA	NA	NA	NA	NA	NA
1,1-Dichloroethene	µg/L	7.0	< 10	< 4.0	< 5.0	< 3.3	< 1.0	< 2.5	< 3.3	< 2.5	< 3.3	< 1.0	0.34 J	< 3.3	< 3.3	< 2.5	< 2.5	< 2.5	< 2.5	< 1.0	< 1.0	0.39 J	< 1.0	< 1.0	< 1.0	< 1.0	< 1.0	< 1.0	< 1.0	< 1.0	< 1.0	< 1.0	< 2.0	< 2.0	< 2.0
1,2,3-Trimethylbenzene	µg/L	NS	< 50	< 20	< 25	< 17	NA	< 13	< 17	< 13	NA	NA	NA	NA	NA	NA	NA	NA	NA	< 5.0	< 5.0	< 5.0	< 5.0	< 5.0	< 5.0	< 5.0	< 5.0	NA	NA	NA	NA	NA	NA	NA	NA	NA
1,2,4-Trichlorobenzene	µg/L	70	< 10	< 4.0	< 5.0	< 3.3	< 1.0	< 2.5	< 3.3	< 2.5	NA	NA	NA	NA	NA	NA	NA	NA	NA	< 1.0	< 1.0	< 1.0	< 1.0	< 1.0	< 1.0	< 1.0	< 1.0	NA	NA	NA	NA	NA	NA	NA	NA	NA
1,2,4-Trimethylbenzene	µg/L	63	< 10	< 4.0	< 5.0	< 3.3	< 1.0	< 2.5	< 3.3	< 2.5	NA	NA	NA	NA	NA	NA	NA	NA	NA	< 1.0	< 1.0	< 1.0	< 1.0	< 1.0	< 1.0	< 1.0	< 1.0	NA	NA	NA	NA	NA	NA	NA	NA	NA
1,2-Dibromo-3-chloropropane	µg/L	0.2	< 10	< 4.0	< 5.0	< 3.3	< 1.0	< 2.5	< 3.3	< 2.5 J	NA	NA	NA	NA	NA	NA	NA	NA	NA	< 1.0	< 1.0	< 1.0	< 1.0	< 1.0	< 1.0	< 1.0	< 1.0 J	NA	NA	NA	NA	NA	NA	NA	NA	NA
1,2-Dibromoethane	µg/L	0.05	< 10	< 4.0	< 5.0	< 3.3	< 1.0	< 2.5	< 3.3	< 2.5	NA	NA	NA	NA	NA	NA	NA	NA	NA	< 1.0	< 1.0	< 1.0	< 1.0	< 1.0	< 1.0	< 1.0	< 1.0 J	NA	NA	NA	NA	NA	NA	NA	NA	NA
1,2-Dichlorobenzene	µg/L	600	< 10	< 4.0	< 5.0	< 3.3	< 1.0	< 2.5	< 3.3	< 2.5	NA	NA	NA	NA	NA	NA	NA	NA	NA	< 1.0	< 1.0	< 1.0	< 1.0	< 1.0	< 1.0	< 1.0	< 1.0	NA	NA	NA	NA	NA	NA	NA	NA	NA
1,2-Dichloroethane	µg/L	5.0	< 10	< 4.0	< 5.0	< 3.3	< 1.0	< 2.5	< 3.3	< 2.5	NA	NA	NA	NA	NA	NA	NA	NA	NA	< 1.0	< 1.0	< 1.0	< 1.0	< 1.0	< 1.0	< 1.0	< 1.0	NA	NA	NA	NA	NA	NA	NA	NA	NA
1,2-Dichloropropane	µg/L	5.0	< 10	< 4.0	< 5.0	< 3.3	< 1.0	< 2.5	< 3.3	< 2.5	NA	NA	NA	NA	NA	NA	NA	NA	NA	< 1.0	< 1.0	< 1.0	< 1.0	< 1.0	< 1.0	< 1.0	< 1.0	NA	NA	NA	NA	NA	NA	NA	NA	NA
1,3,5-Trimethylbenzene	µg/L	72	< 10	< 4.0	< 5.0	< 3.3	< 1.0	< 2.5	< 3.3	< 2.5	NA	NA	NA	NA	NA	NA	NA	NA	NA	< 1.0	< 1.0	< 1.0	< 1.0	< 1.0	< 1.0	< 1.0	< 1.0	NA	NA	NA	NA	NA	NA	NA	NA	NA
1,3-Dichlorobenzene	µg/L	19	< 10	< 4.0	< 5.0	< 3.3	< 1.0	< 2.5	< 3.3	< 2.5	NA	NA	NA	NA	NA	NA	NA	NA	NA	< 1.0	< 1.0	< 1.0	< 1.0	< 1.0	< 1.0	0.25 J	< 1.0	NA	NA	NA	NA	NA	NA	NA	NA	NA
1,4-Dichlorobenzene	µg/L	75	< 10	< 4.0	< 5.0	< 3.3	< 1.0	< 2.5	< 3.3	< 2.5	NA	NA	NA	NA	NA	NA	NA	NA	NA	< 1.0	< 1.0	< 1.0	< 1.0	< 1.0	< 1.0	< 1.0	< 1.0	NA	NA	NA	NA	NA	NA	NA	NA	NA
2-Butanone (MEK)	µg/L	38,000	< 100	< 40	< 50	< 33	< 10	< 25	< 33	< 25	NA	NA	NA	NA	NA	NA	NA	NA	NA	< 10	< 10	< 10	< 10	< 10	< 10	< 10	< 10 J	NA	NA	NA	NA	NA	NA	NA	NA	NA
2-Methylnaphthalene	µg/L	750	NA	NA	NA	NA	NA	NA	NA	NA	NA	NA	NA	NA	NA	NA	NA	NA	NA	NA	NA	NA	NA	NA	NA	NA	NA	NA	NA	NA	NA	NA	NA	NA	NA
4-Methyl-2-Pentanone (MIBK)	µg/L	5,200	< 100	< 40	< 50	< 33	< 10	< 25	< 33	< 25	NA	NA	NA	NA	NA	NA	NA	NA	NA	< 10	< 10	< 10	< 10	< 10	< 10	< 10	< 10 J	NA	NA	NA	NA	NA	NA	NA	NA	NA
Acetone	µg/L	2,100	< 100	< 40	< 50	< 33	< 10 UB	< 25	< 33	< 25	NA	NA	NA	NA	NA	NA	NA	NA	NA	< 10	< 10	< 10	< 10	< 10	< 10	< 10	< 10 J	NA	NA	NA	NA	NA	NA	NA	NA	NA
Benzene	µg/L	5.0	< 10	< 4.0	< 5.0	< 3.3	< 1.0	< 2.5	< 3.3	< 2.5	NA	NA	NA	NA	NA	NA	NA	NA	NA	< 1.0	< 1.0	< 1.0	< 1.0	< 1.0	< 1.0	< 1.0	< 1.0	NA	NA	NA	NA	NA	NA	NA	NA	NA
Bromodichloromethane	µg/L	80	< 10	< 4.0	< 5.0	< 3.3	< 1.0	< 2.5	< 3.3	< 2.5	NA	NA	NA	NA	NA	NA	NA	NA	NA	< 1.0	< 1.0	< 1.0	< 1.0	< 1.0	< 1.0	< 1.0	< 1.0	NA	NA	NA	NA	NA	NA	NA	NA	NA
Bromoform	µg/L	80	< 10	< 4.0	< 5.0	< 3.3	< 1.0	< 2.5	< 3.3	< 2.5	NA	NA	NA	NA	NA	NA	NA	NA	NA	< 1.0	< 1.0	< 1.0	< 1.0	< 1.0	< 1.0	< 1.0	< 1.0 J	NA	NA	NA	NA	NA	NA	NA	NA	NA
Bromomethane	µg/L	29	< 10	< 4.0	< 5.0	< 3.3	< 1.0	< 2.5	< 3.3	< 2.5 J	NA	NA	NA	NA	NA	NA	NA	NA	NA	< 1.0	< 1.0	< 1.0	< 1.0	< 1.0	< 1.0	< 1.0	< 1.0	NA	NA	NA	NA	NA	NA	NA	NA	NA
Carbon Disulfide	µg/L	2,300	< 50	< 20	< 25	< 17	< 5.0	< 13	< 17	< 13	NA	NA	NA	NA	NA	NA	NA	NA	NA	< 5.0	< 5.0	< 5.0	< 5.0	< 5.0	< 5.0	< 5.0	< 5.0 J	NA	NA	NA	NA	NA	NA	NA	NA	NA
Carbon Tetrachloride	µg/L	5.0	< 10	< 4.0	< 5.0	< 3.3	< 1.0	< 2.5	< 3.3	< 2.5	NA	NA	NA	NA	NA	NA	NA	NA	NA	< 1.0	< 1.0	< 1.0	< 1.0	< 1.0	< 1.0	< 1.0	< 1.0	NA	NA	NA	NA	NA	NA	NA	NA	NA
Trichlorofluoromethane (CFC-11)	µg/L	7,300	< 10	< 4.0	< 5.0	< 3.3	< 1.0	< 2.5	< 3.3	< 2.5	NA	NA	NA	NA	NA	NA	NA	NA	NA	< 1.0	< 1.0	< 1.0	< 1.0	< 1.0	< 1.0	< 1.0	< 1.0	NA	NA	NA	NA	NA	NA	NA	NA	NA
Dichlorodifluoromethane (CFC-12)	µg/L	4,800	< 10	< 4.0	< 5.0	< 3.3	< 1.0	< 2.5	< 3.3	< 2.5	NA	NA	NA	NA	NA	NA	NA	NA	NA	< 1.0	< 1.0	< 1.0	< 1.0	< 1.0	< 1.0	< 1.0	< 1.0	NA	NA	NA	NA	NA	NA	NA	NA	NA
Chlorobenzene	µg/L	100	< 10	< 4.0	< 5.0	< 3.3	< 1.0	< 2.5	< 3.3	< 2.5	NA	NA	NA	NA	NA	NA	NA	NA	NA	< 1.0	< 1.0	< 1.0	< 1.0	< 1.0	< 1.0	< 1.0	< 1.0	NA	NA	NA	NA	NA	NA	NA	NA	NA
Chlorodibromomethane	µg/L	80	< 10	< 4.0	< 5.0	< 3.3	< 1.0	< 2.5	< 3.3	< 2.5	NA	NA	NA	NA	NA	NA	NA	NA	NA	< 1.0	< 1.0	< 1.0	< 1.0	< 1.0	< 1.0	< 1.0	< 1.0	NA	NA	NA	NA	NA	NA	NA	NA	NA
Chloroethane	µg/L	1,700	< 10	< 4.0	< 5.0	< 3.3	< 1.0	< 2.5	< 3.3	< 2.5 J	NA	NA	NA	NA	NA	NA	NA	NA	NA	< 1.0	< 1.0	< 1.0	< 1.0	< 1.0	< 1.0	< 1.0	< 1.0 J	NA	NA	NA	NA	NA	NA	NA	NA	NA
Chloroform	µg/L	80	< 10	< 4.0	< 5.0	< 3.3	< 1.0	< 2.5	< 3.3	< 2.5	NA	NA	NA	NA	NA	NA	NA	NA	NA	< 1.0	< 1.0	< 1.0	< 1.0	< 1.0	< 1.0	< 1.0	< 1.0	NA	NA	NA	NA	NA	NA	NA	NA	NA
Chloromethane	µg/L	1,100	< 10	< 4.0	< 5.0	< 3.3	< 1.0	< 2.5	< 3.3	< 2.5	NA	NA	NA	NA	NA	NA	NA	NA	NA	< 1.0	< 1.0	< 1.0	< 1.0	< 1.0	< 1.0	< 1.0	< 1.0	NA	NA	NA	NA	NA	NA	NA	NA	NA
cis-1,2-Dichloroethene	µg/L	70	47	36	15	9.6	5.7	4.5	5.6	5.6	< 3.3	8.9	9.7	4.8	5.5	7.7	8.5	5.6	5.8	20	18	13	13	10	13	17	31	31	32	40	34	29	38	38	34	37
cis-1,3-Dichloropropene	µg/L	NS	< 10	< 4.0	< 5.0	< 3.3	< 1.0	< 2.5	< 3.3	< 2.5	NA	NA	NA	NA	NA	NA	NA	NA	NA	< 1.0	< 1.0	< 1.0	< 1.0	< 1.0	< 1.0	< 1.0	< 1.0	NA	NA	NA	NA	NA	NA	NA	NA	NA
Cyclohexane	µg/L	NS	< 10	< 4.0	< 5.0	< 3.3	< 1.0	< 2.5	< 3.3	< 2.5	NA	NA	NA	NA	NA	NA	NA	NA	NA	< 1.0	< 1.0	< 1.0	< 1.0	< 1.0	< 1.0	< 1.0	< 1.0	NA	NA	NA	NA	NA	NA	NA	NA	NA
Dichloromethane	µg/L	5.0	< 50	< 20	< 25	1.8 J	< 5.0	< 13	< 17	< 13	NA	NA	NA	NA	NA	NA	NA	NA	NA	< 5.0	< 5.0	< 5.0	< 5.0	< 5.0	< 5.0	< 5.0	< 5.0	NA	NA	NA	NA	NA	NA	NA	NA	NA
Diethyl ether	µg/L	10	< 20	< 8.0	< 10	< 6.7	< 2.0	< 5.0	< 6.7	< 5.0	NA	NA	NA	NA	NA	NA	NA	NA	NA	< 2.0	< 2.0	< 2.0	< 2.0	< 2.0	< 2.0	< 2.0	< 2.0	NA	NA	NA	NA	NA	NA	NA	NA	NA
Ethylbenzene	µg/L	74	< 10	< 4.0	< 5.0	< 3.3	< 1.0	< 2.5	< 3.3	< 2.5	NA	NA	NA	NA	NA	NA	NA	NA	NA	< 1.0	< 1.0	< 1.0	< 1.0	< 1.0	< 1.0	< 1.0	< 1.0	NA	NA	NA	NA	NA	NA	NA	NA	NA
Isopropylbenzene	µg/L	2,300	< 10	< 4.0	< 5.0	< 3.3	< 1.0	< 2.5	< 3.3	< 2.5	NA	NA	NA	NA	NA	NA	NA	NA	NA	< 1.0	< 1.0	< 1.0	< 1.0	< 1.0	< 1.0	< 1.0	< 1.0	NA	NA	NA	NA	NA	NA	NA	NA	NA
Methyl Acetate	µg/L	NS	< 100	< 40	< 50	< 33	< 10	< 25	< 33	< 25	NA	NA	NA	NA	NA	NA	NA	NA	NA	< 10	< 10	< 10	< 10	< 10	< 10	< 10	< 10 J	NA	NA	NA	NA	NA	NA	NA	NA	NA
Methyl N-Butyl Ketone (2-Hexanone)	µg/L	2,900	< 100	< 40	< 50	< 33	< 10	< 25	< 33	< 25	NA	NA	NA	NA	NA	NA	NA	NA	NA	< 10	< 10	< 10	< 10	< 10	< 10	< 10	< 10 J	NA	NA	NA	NA	NA	NA	NA	NA	NA
Methylcyclohexane	µg/L	NS	< 10	< 4.0	< 5.0	< 3.3	< 1.0	< 2.5	< 3.3	< 2.5	NA	NA	NA	NA	NA	NA	NA	NA	NA	< 1.0	< 1.0	< 1.0	< 1.0	< 1.0	< 1.0	< 1.0	< 1.0	NA	NA	NA	NA	NA	NA	NA	NA	NA

See Notes on Last Page.

Table 2
On-Site Groundwater Analytical Results
Ford Livonia Transmission Plant
36200 Plymouth Road
Livonia, Michigan

Location:		EGLE Non-Residential Drinking Water Criteria	MW-67																	MW-68																
Screen Interval (ft. bgs):			9-14																	15-20																
Date:	Unit		4/21/2017	7/31/2017	11/14/2017	2/12/2018	5/14/2018	8/13/2018	10/25/2018	2/28/2019	6/13/2019	9/20/2019	11/6/2019	2/13/2020	5/26/2020	8/7/2020	11/2/2020	2/15/2021	5/5/2021	4/24/2017	8/1/2017	11/10/2017	2/12/2018	5/15/2018	8/9/2018	10/25/2018	2/27/2019	6/12/2019	9/25/2019	11/7/2019	2/12/2020	5/26/2020	8/10/2020	11/3/2020	2/18/2021	5/5/2021
Methyl-tert-butyl ether	µg/L	40	< 10	< 4.0	< 5.0	< 3.3	< 1.0	< 2.5	< 3.3	< 2.5	NA	NA	NA	NA	NA	NA	NA	NA	NA	< 1.0	< 1.0	< 1.0	< 1.0	< 1.0 J	< 1.0	< 1.0	< 1.0 J	NA	NA	NA	NA	NA	NA	NA	NA	NA
Naphthalene	µg/L	1,500	NA	NA	NA	NA	NA	NA	NA	NA	NA	NA	NA	NA	NA	NA	NA	NA	NA	NA	NA	NA	NA	NA	NA	NA	NA	NA	NA	NA	NA	NA	NA	NA	NA	NA
Styrene (Monomer)	µg/L	100	< 10	< 4.0	< 5.0	< 3.3	< 1.0	< 2.5	< 3.3	< 2.5	NA	NA	NA	NA	NA	NA	NA	NA	NA	< 1.0	< 1.0	< 1.0	< 1.0	< 1.0	< 1.0	< 1.0	< 1.0	NA	NA	NA	NA	NA	NA	NA	NA	NA
Tetrachloroethene	µg/L	5.0	< 10	< 4.0	< 5.0	< 3.3	< 1.0	< 2.5	< 3.3	< 2.5	< 3.3	< 1.0	< 1.0	< 3.3	< 3.3	< 2.5	< 2.5	< 2.5	< 2.5	< 1.0	< 1.0	< 1.0	< 1.0	< 1.0	< 1.0	< 1.0	< 1.0	< 1.0	< 1.0	< 1.0	< 1.0	< 1.0	< 1.0	< 2.0	< 2.0	< 2.0
Toluene	µg/L	790	< 10	< 4.0	< 5.0	< 3.3	< 1.0	< 2.5	< 3.3	< 2.5	NA	NA	NA	NA	NA	NA	NA	NA	NA	< 1.0	< 1.0	< 1.0	< 1.0	< 1.0	< 1.0	< 1.0	< 1.0	NA	NA	NA	NA	NA	NA	NA	NA	NA
Total Xylenes	µg/L	280	< 20	< 8.0	< 10	< 6.7	< 2.0	< 5.0	< 6.7	< 5.0	NA	NA	NA	NA	NA	NA	NA	NA	NA	< 2.0	< 2.0	< 2.0	< 2.0	< 2.0	< 2.0	< 2.0	< 2.0	NA	NA	NA	NA	NA	NA	NA	NA	NA
trans-1,2-Dichloroethene	µg/L	100	< 10	2.4 J	1.7 J	1.1 J	0.75 J	0.78 J	0.88 J	1.4 J	< 3.3	1.7	1.7	0.79 J	< 3.3	1.2 J	1.2 J	0.79 J	1.1 J	1.9	1.9	1.5	1.8	1.4	1.7	2.1	3.6	4.0	4.2	5.3	4.0	3.9	4.9	4.5	4.5	4.9
trans-1,3-Dichloropropene	µg/L	NS	< 10	< 4.0	< 5.0	< 3.3	< 1.0	< 2.5	< 3.3	< 2.5	NA	NA	NA	NA	NA	NA	NA	NA	NA	< 1.0	< 1.0	< 1.0	< 1.0	< 1.0	< 1.0	< 1.0	< 1.0	NA	NA	NA	NA	NA	NA	NA	NA	NA
Trichloroethene	µg/L	5.0	**94**	**91**	**110**	**83**	**57**	**60**	**69**	**41**	< 3.3	**70**	**70**	**45**	**49**	**64**	**67**	**44**	**52**	< 1.0	< 1.0	< 1.0	< 1.0	< 1.0	< 1.0	< 1.0	< 1.0 UB	0.26 J	< 1.0 UB	0.50 J	0.52 J	< 1.0	< 1.0	< 2.0	< 2.0	< 2.0
Vinyl chloride	µg/L	2.0	**14**	< 4.0	< 5.0	< 3.3	1.3	< 2.5	< 3.3	1.7 J	< 3.3	0.72 J	0.91 J	< 3.3	< 3.3	< 2.5	< 2.5	< 2.5	0.99 J	**12**	**2.1**	**18**	**2.5**	**2.1**	**2.2**	**2.1**	**17**	**19**	**6.8**	**17**	**10**	**11**	**5.0**	**5.3**	**3.0**	**2.7**
Gases																																				
Ethane	µg/L	NS	NA	NA	NA	NA	NA	NA	NA	NA	NA	NA	NA	NA	NA	NA	NA	NA	NA	NA	NA	NA	NA	NA	NA	NA	NA	NA	NA	NA	NA	NA	NA	NA	NA	NA
Ethene	µg/L	NS	NA	NA	NA	NA	NA	NA	NA	NA	NA	NA	NA	NA	NA	NA	NA	NA	NA	NA	NA	NA	NA	NA	NA	NA	NA	NA	NA	NA	NA	NA	NA	NA	NA	NA
Methane	µg/L	NS	NA	NA	NA	NA	NA	NA	NA	NA	NA	NA	NA	NA	NA	NA	NA	NA	NA	NA	NA	NA	NA	NA	NA	NA	NA	NA	NA	NA	NA	NA	NA	NA	NA	NA
Other																																				
Carbon	mg/L	NS	NA	NA	NA	NA	NA	NA	NA	NA	NA	NA	NA	NA	NA	NA	NA	NA	NA	NA	NA	NA	NA	NA	NA	NA	NA	NA	NA	NA	NA	NA	NA	NA	NA	NA
Nitrate-N	mg/L	10	NA	NA	NA	NA	NA	NA	NA	NA	NA	NA	NA	NA	NA	NA	NA	NA	NA	NA	NA	NA	NA	NA	NA	NA	NA	NA	NA	NA	NA	NA	NA	NA	NA	NA
Sulfate	mg/L	250	NA	NA	NA	NA	NA	NA	NA	NA	NA	NA	NA	NA	NA	NA	NA	NA	NA	NA	NA	NA	NA	NA	NA	NA	NA	NA	NA	NA	NA	NA	NA	NA	NA	NA
Total Organic Carbon	mg/L	NS	NA	NA	NA	NA	NA	NA	NA	NA	NA	NA	NA	NA	NA	NA	NA	NA	NA	NA	NA	NA	NA	NA	NA	NA	NA	NA	NA	NA	NA	NA	NA	NA	NA	NA
Metals																																				
Iron, Dissolved	µg/L	300	NA	NA	NA	NA	NA	NA	NA	NA	NA	NA	NA	NA	NA	NA	NA	NA	NA	NA	NA	NA	NA	NA	NA	NA	NA	NA	NA	NA	NA	NA	NA	NA	NA	NA
Iron	µg/L	300	NA	NA	NA	NA	NA	NA	NA	NA	NA	NA	NA	NA	NA	NA	NA	NA	NA	NA	NA	NA	NA	NA	NA	NA	NA	NA	NA	NA	NA	NA	NA	NA	NA	NA
Manganese, Dissolved	µg/L	50	NA	NA	NA	NA	NA	NA	NA	NA	NA	NA	NA	NA	NA	NA	NA	NA	NA	NA	NA	NA	NA	NA	NA	NA	NA	NA	NA	NA	NA	NA	NA	NA	NA	NA
Manganese	µg/L	50	NA	NA	NA	NA	NA	NA	NA	NA	NA	NA	NA	NA	NA	NA	NA	NA	NA	NA	NA	NA	NA	NA	NA	NA	NA	NA	NA	NA	NA	NA	NA	NA	NA	NA

See Notes on Last Page.

Table 2
On-Site Groundwater Analytical Results
Ford Livonia Transmission Plant
36200 Plymouth Road
Livonia, Michigan

Location:			MW-69																MW-70																
Screen Interval (ft. bgs):		EGLE Non-Residential Drinking Water Criteria	15-20																15-20																
Date:	Unit		4/25/2017	11/10/2017	2/14/2018	5/10/2018	8/13/2018	11/6/2018	2/28/2019	6/12/2019	9/23/2019	11/21/2019	2/3/2020	5/26/2020	8/5/2020	11/10/2020	2/12/2021	5/12/2021	4/24/2017	8/1/2017	11/13/2017	2/12/2018	5/14/2018	8/9/2018	11/2/2018	2/26/2019	6/11/2019	9/26/2019	11/7/2019	2/7/2020	5/21/2020	8/10/2020	11/4/2020	2/12/2021	5/11/2021
Semi-volatile Organic Compounds (SVOCs)																																			
1,4-Dioxane	µg/L	350	12	35	23	7.3	7.1	12	5.0	6.7	5.3	4.1	5.0	4.1	4.9	5.9	4.4	4.7	0.76 J	< 2.0 UB	1.1 J	0.91 J	3.0	1.6 J	2.2	6.5	3.9	4.2	5.2	4.5	3.9	2.8	4.5	3.4	2.7
Volatile Organic Compounds (VOCs)																																			
1,1,1-Trichloroethane	µg/L	200	< 1.0	< 1.0	< 1.0	< 1.0	< 1.0	< 1.0	< 1.0	NA	NA	NA	NA	NA	NA	NA	NA	NA	< 6.7	< 10	< 10	< 13	< 3.3	< 13	< 4.0	< 10	NA	NA	NA	NA	NA	NA	NA	NA	NA
1,1,2,2-Tetrachloroethane	µg/L	35	< 1.0	< 1.0	< 1.0	< 1.0	< 1.0	< 1.0	< 1.0	NA	NA	NA	NA	NA	NA	NA	NA	NA	< 6.7	< 10	< 10	< 13	< 3.3	< 13	< 4.0	< 10 J	NA	NA	NA	NA	NA	NA	NA	NA	NA
1,1,2-trichloro-1,2,2-trifluoroethane	µg/L	170,000	< 1.0	< 1.0	< 1.0	< 1.0	< 1.0	< 1.0	< 1.0	NA	NA	NA	NA	NA	NA	NA	NA	NA	< 6.7	< 10	< 10	< 13	< 3.3	< 13	< 4.0	< 10	NA	NA	NA	NA	NA	NA	NA	NA	NA
1,1,2-Trichloroethane	µg/L	5.0	< 1.0	< 1.0	< 1.0	< 1.0	< 1.0	< 1.0	< 1.0	NA	NA	NA	NA	NA	NA	NA	NA	NA	< 6.7	< 10	< 10	< 13	< 3.3	< 13	< 4.0	< 10	NA	NA	NA	NA	NA	NA	NA	NA	NA
1,1-Dichloroethane	µg/L	2,500	< 1.0	< 1.0	< 1.0	< 1.0	< 1.0	< 1.0	< 1.0	NA	NA	NA	NA	NA	NA	NA	NA	NA	2.4 J	3.3 J	3.4 J	< 13	2.2 J	< 13	2.5 J	2.3 J	NA	NA	NA	NA	NA	NA	NA	NA	NA
1,1-Dichloroethene	µg/L	7.0	< 1.0	< 1.0	< 1.0	< 1.0	< 1.0	< 1.0	< 1.0	< 1.0	< 1.0	< 1.0	< 1.0	< 1.0	< 1.0	< 1.0	< 1.0	< 1.0	< 6.7	< 10	< 10	< 13	2.1 J	< 13	1.3 J	< 10	< 10	< 5.0	1.5	< 13	< 10	< 10	< 6.3	< 25	< 8.3
1,2,3-Trimethylbenzene	µg/L	NS	< 5.0	< 5.0	< 5.0	< 5.0	< 5.0	< 5.0	< 5.0	NA	NA	NA	NA	NA	NA	NA	NA	NA	< 33	< 50	< 50	< 67	NA	< 63	< 20	< 50	NA	NA	NA	NA	NA	NA	NA	NA	NA
1,2,4-Trichlorobenzene	µg/L	70	< 1.0	< 1.0	< 1.0	< 1.0	< 1.0	< 1.0	< 1.0	NA	NA	NA	NA	NA	NA	NA	NA	NA	< 6.7	< 10	< 10	< 13	< 3.3 UB	< 13	< 4.0	< 10	NA	NA	NA	NA	NA	NA	NA	NA	NA
1,2,4-Trimethylbenzene	µg/L	63	< 1.0	< 1.0	< 1.0	< 1.0	< 1.0	< 1.0	< 1.0	NA	NA	NA	NA	NA	NA	NA	NA	NA	< 6.7	< 10	< 10	< 13	< 3.3	< 13	< 4.0	< 10	NA	NA	NA	NA	NA	NA	NA	NA	NA
1,2-Dibromo-3-chloropropane	µg/L	0.2	< 1.0	< 1.0	< 1.0	< 1.0	< 1.0	< 1.0	< 1.0 J	NA	NA	NA	NA	NA	NA	NA	NA	NA	< 6.7	< 10	< 10	< 13	< 3.3	< 13	< 4.0	< 10 J	NA	NA	NA	NA	NA	NA	NA	NA	NA
1,2-Dibromoethane	µg/L	0.05	< 1.0	< 1.0	< 1.0	< 1.0	< 1.0	< 1.0	< 1.0	NA	NA	NA	NA	NA	NA	NA	NA	NA	< 6.7	< 10	< 10	< 13	< 3.3	< 13	< 4.0	< 10	NA	NA	NA	NA	NA	NA	NA	NA	NA
1,2-Dichlorobenzene	µg/L	600	< 1.0	< 1.0	< 1.0	< 1.0	< 1.0	< 1.0	< 1.0	NA	NA	NA	NA	NA	NA	NA	NA	NA	< 6.7	< 10	< 10	< 13	< 3.3	< 13	< 4.0	< 10	NA	NA	NA	NA	NA	NA	NA	NA	NA
1,2-Dichloroethane	µg/L	5.0	< 1.0	< 1.0	< 1.0	< 1.0	< 1.0	< 1.0	< 1.0	NA	NA	NA	NA	NA	NA	NA	NA	NA	< 6.7	< 10	< 10	< 13	< 3.3	< 13	< 4.0	< 10	NA	NA	NA	NA	NA	NA	NA	NA	NA
1,2-Dichloropropane	µg/L	5.0	< 1.0	< 1.0	< 1.0	< 1.0	< 1.0	< 1.0	< 1.0	NA	NA	NA	NA	NA	NA	NA	NA	NA	< 6.7	< 10	< 10	< 13	< 3.3	< 13	< 4.0	< 10	NA	NA	NA	NA	NA	NA	NA	NA	NA
1,3,5-Trimethylbenzene	µg/L	72	< 1.0	< 1.0	< 1.0	< 1.0	< 1.0	< 1.0	< 1.0	NA	NA	NA	NA	NA	NA	NA	NA	NA	< 6.7	< 10	< 10	< 13	< 3.3	< 13	< 4.0	< 10	NA	NA	NA	NA	NA	NA	NA	NA	NA
1,3-Dichlorobenzene	µg/L	19	< 1.0	< 1.0	< 1.0	< 1.0	< 1.0	< 1.0	< 1.0	NA	NA	NA	NA	NA	NA	NA	NA	NA	< 6.7	< 10	< 10	< 13	< 3.3	< 13	< 4.0	< 10	NA	NA	NA	NA	NA	NA	NA	NA	NA
1,4-Dichlorobenzene	µg/L	75	< 1.0	< 1.0	< 1.0	< 1.0	< 1.0	< 1.0	< 1.0	NA	NA	NA	NA	NA	NA	NA	NA	NA	< 6.7	< 10	< 10	< 13	< 3.3 UB	< 13	< 4.0	< 10	NA	NA	NA	NA	NA	NA	NA	NA	NA
2-Butanone (MEK)	µg/L	38,000	< 10	< 10	< 10	< 10	< 10	< 10	< 10	NA	NA	NA	NA	NA	NA	NA	NA	NA	< 67	< 100	< 100	< 130	< 33	< 130	< 40	< 100 J	NA	NA	NA	NA	NA	NA	NA	NA	NA
2-Methylnaphthalene	µg/L	750	NA	NA	NA	NA	NA	NA	NA	NA	NA	NA	NA	NA	NA	NA	NA	NA	NA	NA	NA	NA	NA	NA	NA	NA	NA	NA	NA	NA	NA	NA	NA	NA	NA
4-Methyl-2-Pentanone (MIBK)	µg/L	5,200	< 10	< 10	< 10	< 10	< 10	< 10	< 10	NA	NA	NA	NA	NA	NA	NA	NA	NA	< 67	< 100	< 100	< 130	< 33	< 130	< 40	< 100 J	NA	NA	NA	NA	NA	NA	NA	NA	NA
Acetone	µg/L	2,100	4.4 J	< 10	< 10	< 10	< 10	< 10	< 10	NA	NA	NA	NA	NA	NA	NA	NA	NA	< 67	< 100	< 100	< 130	< 33 UB	< 130	< 40	< 100	NA	NA	NA	NA	NA	NA	NA	NA	NA
Benzene	µg/L	5.0	< 1.0	< 1.0	< 1.0	< 1.0	< 1.0	< 1.0	< 1.0	NA	NA	NA	NA	NA	NA	NA	NA	NA	< 6.7	< 10	< 10	< 13	< 3.3	< 13	< 4.0	< 10	NA	NA	NA	NA	NA	NA	NA	NA	NA
Bromodichloromethane	µg/L	80	< 1.0	< 1.0	< 1.0	< 1.0	< 1.0	< 1.0	< 1.0	NA	NA	NA	NA	NA	NA	NA	NA	NA	< 6.7	< 10	< 10	< 13	< 3.3	< 13	< 4.0	< 10	NA	NA	NA	NA	NA	NA	NA	NA	NA
Bromoform	µg/L	80	< 1.0	< 1.0	< 1.0	< 1.0	< 1.0	< 1.0	< 1.0 J	NA	NA	NA	NA	NA	NA	NA	NA	NA	< 6.7	< 10	< 10	< 13	< 3.3	< 13	< 4.0	< 10 J	NA	NA	NA	NA	NA	NA	NA	NA	NA
Bromomethane	µg/L	29	< 1.0	< 1.0	< 1.0	< 1.0	< 1.0	< 1.0	< 1.0 J	NA	NA	NA	NA	NA	NA	NA	NA	NA	< 6.7	< 10	< 10	< 13	< 3.3	< 13	< 4.0	< 10	NA	NA	NA	NA	NA	NA	NA	NA	NA
Carbon Disulfide	µg/L	2,300	< 5.0	< 5.0	< 5.0	< 5.0	< 5.0	< 5.0	< 5.0	NA	NA	NA	NA	NA	NA	NA	NA	NA	< 33	< 50	< 50	< 67	< 17	< 63	< 20	< 50	NA	NA	NA	NA	NA	NA	NA	NA	NA
Carbon Tetrachloride	µg/L	5.0	< 1.0	< 1.0	< 1.0	< 1.0	< 1.0	< 1.0	< 1.0	NA	NA	NA	NA	NA	NA	NA	NA	NA	< 6.7	< 10	< 10	< 13	< 3.3	< 13	< 4.0	< 10	NA	NA	NA	NA	NA	NA	NA	NA	NA
Trichlorofluoromethane (CFC-11)	µg/L	7,300	< 1.0	< 1.0	< 1.0	< 1.0	< 1.0	< 1.0	< 1.0 J	NA	NA	NA	NA	NA	NA	NA	NA	NA	< 6.7	< 10	< 10	< 13	< 3.3	< 13	< 4.0	< 10	NA	NA	NA	NA	NA	NA	NA	NA	NA
Dichlorodifluoromethane (CFC-12)	µg/L	4,800	< 1.0	< 1.0	< 1.0	< 1.0	< 1.0	< 1.0	< 1.0	NA	NA	NA	NA	NA	NA	NA	NA	NA	< 6.7	< 10	< 10	< 13	< 3.3	< 13	< 4.0	< 10	NA	NA	NA	NA	NA	NA	NA	NA	NA
Chlorobenzene	µg/L	100	< 1.0	< 1.0	< 1.0	< 1.0	< 1.0	< 1.0	< 1.0	NA	NA	NA	NA	NA	NA	NA	NA	NA	< 6.7	< 10	< 10	< 13	< 3.3	< 13	< 4.0	< 10	NA	NA	NA	NA	NA	NA	NA	NA	NA
Chlorodibromomethane	µg/L	80	< 1.0	< 1.0	< 1.0	< 1.0	< 1.0	< 1.0	< 1.0	NA	NA	NA	NA	NA	NA	NA	NA	NA	< 6.7	< 10	< 10	< 13	< 3.3	< 13	< 4.0	< 10	NA	NA	NA	NA	NA	NA	NA	NA	NA
Chloroethane	µg/L	1,700	< 1.0	< 1.0	< 1.0	< 1.0	< 1.0	< 1.0	< 1.0 J	NA	NA	NA	NA	NA	NA	NA	NA	NA	< 6.7	< 10	< 10	< 13	< 3.3	< 13	< 4.0	< 10	NA	NA	NA	NA	NA	NA	NA	NA	NA
Chloroform	µg/L	80	< 1.0	< 1.0	< 1.0	< 1.0	< 1.0	< 1.0	< 1.0	NA	NA	NA	NA	NA	NA	NA	NA	NA	< 6.7	< 10	< 10	< 13	< 3.3	< 13	< 4.0	< 10	NA	NA	NA	NA	NA	NA	NA	NA	NA
Chloromethane	µg/L	1,100	< 1.0	< 1.0	< 1.0	< 1.0	< 1.0	< 1.0	< 1.0	NA	NA	NA	NA	NA	NA	NA	NA	NA	< 6.7	< 10	< 10	< 13	< 3.3	< 13	< 4.0	< 10	NA	NA	NA	NA	NA	NA	NA	NA	NA
cis-1,2-Dichloroethene	µg/L	70	< 1.0	< 1.0	< 1.0	< 1.0	< 1.0	< 1.0	0.19 J	0.23 J	0.22 J	0.30 J	0.22 J	0.28 J	< 1.0	0.26 J	0.31 J	0.28 J	**190**	**200**	**200**	**230**	**260**	**200**	**250**	**290**	**150**	**220**	**300**	**260**	**230**	**240**	**270**	**230**	**280**
cis-1,3-Dichloropropene	µg/L	NS	< 1.0	< 1.0	< 1.0	< 1.0	< 1.0	< 1.0	< 1.0	NA	NA	NA	NA	NA	NA	NA	NA	NA	< 6.7	< 10	< 10	< 13	< 3.3	< 13	< 4.0	< 10	NA	NA	NA	NA	NA	NA	NA	NA	NA
Cyclohexane	µg/L	NS	< 1.0	< 1.0	< 1.0	< 1.0	< 1.0	< 1.0	< 1.0	NA	NA	NA	NA	NA	NA	NA	NA	NA	< 6.7	< 10	< 10	< 13	< 3.3	< 13	< 4.0	< 10	NA	NA	NA	NA	NA	NA	NA	NA	NA
Dichloromethane	µg/L	5.0	< 5.0	< 5.0	< 5.0	< 5.0	< 5.0	< 5.0	< 5.0	NA	NA	NA	NA	NA	NA	NA	NA	NA	**8.9 J**	< 50	< 50	< 67	< 17	< 63	< 20	< 50	NA	NA	NA	NA	NA	NA	NA	NA	NA
Diethyl ether	µg/L	10	< 2.0	< 2.0	< 2.0	< 2.0	< 2.0	< 2.0	< 2.0	NA	NA	NA	NA	NA	NA	NA	NA	NA	< 13	< 20	< 20	< 27	< 6.7	< 25	< 8.0 UB	< 20	NA	NA	NA	NA	NA	NA	NA	NA	NA
Ethylbenzene	µg/L	74	< 1.0	< 1.0	< 1.0	< 1.0	< 1.0	< 1.0	< 1.0	NA	NA	NA	NA	NA	NA	NA	NA	NA	< 6.7	< 10	< 10	< 13	< 3.3	< 13	< 4.0	< 10	NA	NA	NA	NA	NA	NA	NA	NA	NA
Isopropylbenzene	µg/L	2,300	< 1.0	< 1.0	< 1.0	< 1.0	< 1.0	< 1.0	< 1.0	NA	NA	NA	NA	NA	NA	NA	NA	NA	< 6.7	< 10	< 10	< 13	< 3.3	< 13	< 4.0	< 10	NA	NA	NA	NA	NA	NA	NA	NA	NA
Methyl Acetate	µg/L	NS	< 10	< 10	< 10	< 10	< 10	< 10	< 10	NA	NA	NA	NA	NA	NA	NA	NA	NA	< 67	< 100	< 100	< 130	< 33	< 130	< 40	< 100 J	NA	NA	NA	NA	NA	NA	NA	NA	NA
Methyl N-Butyl Ketone (2-Hexanone)	µg/L	2,900	< 10	< 10	< 10	< 10	< 10	< 10	< 10	NA	NA	NA	NA	NA	NA	NA	NA	NA	< 67	< 100	< 100	< 130	< 33	< 130	< 40	< 100 J	NA	NA	NA	NA	NA	NA	NA	NA	NA
Methylcyclohexane	µg/L	NS	< 1.0	< 1.0	< 1.0	< 1.0	< 1.0	< 1.0	< 1.0	NA	NA	NA	NA	NA	NA	NA	NA	NA	< 6.7	< 10	< 10	< 13	< 3.3	< 13	< 4.0	< 10	NA	NA	NA	NA	NA	NA	NA	NA	NA

See Notes on Last Page.

Table 2
On-Site Groundwater Analytical Results
Ford Livonia Transmission Plant
36200 Plymouth Road
Livonia, Michigan

Location:		EGLE Non-Residential Drinking Water Criteria	MW-69																MW-70															
Screen Interval (ft. bgs):			15-20																15-20															
Date:	Unit		4/25/2017	11/10/2017	2/14/2018	5/10/2018	8/13/2018	11/6/2018	2/28/2019	6/12/2019	9/23/2019	11/21/2019	2/3/2020	5/26/2020	8/5/2020	11/10/2020	2/12/2021	5/12/2021	4/24/2017	8/1/2017	11/13/2017	2/12/2018	5/14/2018	8/9/2018	11/2/2018	2/26/2019	6/11/2019	9/26/2019	11/7/2019	2/7/2020	5/21/2020	8/10/2020	11/4/2020	2/12/2021	5/11/2021
Methyl-tert-butyl ether	µg/L	40	< 1.0	< 1.0	< 1.0	< 1.0	< 1.0	< 1.0	< 1.0 J	NA	NA	NA	NA	NA	NA	NA	NA	NA	< 6.7	< 10	< 10	< 13	< 3.3	< 13	< 4.0	< 10 J	NA	NA	NA	NA	NA	NA	NA	NA	NA
Naphthalene	µg/L	1,500	NA	NA	NA	NA	NA	NA	NA	NA	NA	NA	NA	NA	NA	NA	NA	NA	NA	NA	NA	NA	NA	NA	NA	NA	NA	NA	NA	NA	NA	NA	NA	NA	NA
Styrene (Monomer)	µg/L	100	< 1.0	< 1.0	< 1.0	< 1.0	< 1.0	< 1.0	< 1.0	NA	NA	NA	NA	NA	NA	NA	NA	NA	< 6.7	< 10	< 10	< 13	< 3.3	< 13	< 4.0	< 10	NA	NA	NA	NA	NA	NA	NA	NA	NA
Tetrachloroethene	µg/L	5.0	< 1.0	< 1.0	< 1.0	< 1.0	< 1.0	< 1.0	< 1.0	< 1.0	< 1.0	< 1.0	< 1.0	< 1.0	< 1.0	< 1.0	< 1.0	< 1.0	< 6.7	< 10	< 10	< 13	< 3.3	< 13	< 4.0	< 10	< 10	< 5.0	< 1.0	< 13	< 10	< 10	< 6.3	< 25	< 8.3
Toluene	µg/L	790	< 1.0	< 1.0	< 1.0	< 1.0	< 1.0	< 1.0	< 1.0	NA	NA	NA	NA	NA	NA	NA	NA	NA	< 6.7	< 10	< 10	< 13	< 3.3	< 13	< 4.0	< 10	NA	NA	NA	NA	NA	NA	NA	NA	NA
Total Xylenes	µg/L	280	< 2.0	< 2.0	< 2.0	< 2.0	< 2.0	< 2.0	< 2.0	NA	NA	NA	NA	NA	NA	NA	NA	NA	< 13	< 20	< 20	< 27	< 6.7	< 25	< 8.0	< 20	NA	NA	NA	NA	NA	NA	NA	NA	NA
trans-1,2-Dichloroethene	µg/L	100	< 1.0	< 1.0	< 1.0	< 1.0	< 1.0	< 1.0	< 1.0	< 1.0	< 1.0	< 1.0	< 1.0	< 1.0	< 1.0	< 1.0	< 1.0	< 1.0	3.8 J	4.2 J	5.1 J	4.4 J	3.0 J	3.3 J	4.4	3.8 J	2.4 J	2.1 J	3.2	< 13	< 10	< 10	1.8 J	< 25	< 8.3
trans-1,3-Dichloropropene	µg/L	NS	< 1.0	< 1.0	< 1.0	< 1.0	< 1.0	< 1.0	< 1.0	NA	NA	NA	NA	NA	NA	NA	NA	NA	< 6.7	< 10	< 10	< 13	< 3.3	< 13	< 4.0	< 10	NA	NA	NA	NA	NA	NA	NA	NA	NA
Trichloroethene	µg/L	5.0	< 1.0	< 1.0	< 1.0	< 1.0	< 1.0	< 1.0	< 1.0 J	< 1.0	< 1.0	< 1.0	< 1.0	< 1.0	< 1.0	< 1.0	< 1.0	< 1.0	< 6.7	< 10	< 10	< 13	< 3.3	< 13	< 4.0	< 10	< 10	< 5.0	< 1.0	< 13	< 10	< 10	1.2 J	< 25	< 8.3
Vinyl chloride	µg/L	2.0	**2.8**	< 1.0	< 1.0	**3.3**	**2.7**	1.4	**4.1**	**3.6**	**3.5**	**4.2**	**3.5**	**5.0**	**3.2**	**3.8**	**3.3**	**3.5**	**120**	**100**	**140**	**160**	**210**	**190**	**210**	**350**	**230**	**340**	**440**	**370**	**400**	**330**	**550**	**470**	**560**
Gases																																			
Ethane	µg/L	NS	NA	NA	NA	NA	NA	NA	NA	NA	NA	NA	NA	NA	NA	NA	NA	NA	NA	NA	NA	NA	NA	NA	NA	NA	NA	NA	NA	NA	NA	NA	NA	NA	NA
Ethene	µg/L	NS	NA	NA	NA	NA	NA	NA	NA	NA	NA	NA	NA	NA	NA	NA	NA	NA	NA	NA	NA	NA	NA	NA	NA	NA	NA	NA	NA	NA	NA	NA	NA	NA	NA
Methane	µg/L	NS	NA	NA	NA	NA	NA	NA	NA	NA	NA	NA	NA	NA	NA	NA	NA	NA	NA	NA	NA	NA	NA	NA	NA	NA	NA	NA	NA	NA	NA	NA	NA	NA	NA
Other																																			
Carbon	mg/L	NS	NA	NA	NA	NA	NA	NA	NA	NA	NA	NA	NA	NA	NA	NA	NA	NA	NA	NA	NA	NA	NA	NA	NA	NA	NA	NA	NA	NA	NA	NA	NA	NA	NA
Nitrate-N	mg/L	10	NA	NA	NA	NA	NA	NA	NA	NA	NA	NA	NA	NA	NA	NA	NA	NA	NA	NA	NA	NA	NA	NA	NA	NA	NA	NA	NA	NA	NA	NA	NA	NA	NA
Sulfate	mg/L	250	NA	NA	NA	NA	NA	NA	NA	NA	NA	NA	NA	NA	NA	NA	NA	NA	NA	NA	NA	NA	NA	NA	NA	NA	NA	NA	NA	NA	NA	NA	NA	NA	NA
Total Organic Carbon	mg/L	NS	NA	NA	NA	NA	NA	NA	NA	NA	NA	NA	NA	NA	NA	NA	NA	NA	NA	NA	NA	NA	NA	NA	NA	NA	NA	NA	NA	NA	NA	NA	NA	NA	NA
Metals																																			
Iron, Dissolved	µg/L	300	NA	NA	NA	NA	NA	NA	NA	NA	NA	NA	NA	NA	NA	NA	NA	NA	NA	NA	NA	NA	NA	NA	NA	NA	NA	NA	NA	NA	NA	NA	NA	NA	NA
Iron	µg/L	300	NA	NA	NA	NA	NA	NA	NA	NA	NA	NA	NA	NA	NA	NA	NA	NA	NA	NA	NA	NA	NA	NA	NA	NA	NA	NA	NA	NA	NA	NA	NA	NA	NA
Manganese, Dissolved	µg/L	50	NA	NA	NA	NA	NA	NA	NA	NA	NA	NA	NA	NA	NA	NA	NA	NA	NA	NA	NA	NA	NA	NA	NA	NA	NA	NA	NA	NA	NA	NA	NA	NA	NA
Manganese	µg/L	50	NA	NA	NA	NA	NA	NA	NA	NA	NA	NA	NA	NA	NA	NA	NA	NA	NA	NA	NA	NA	NA	NA	NA	NA	NA	NA	NA	NA	NA	NA	NA	NA	NA

See Notes on Last Page.

Table 2
On-Site Groundwater Analytical Results
Ford Livonia Transmission Plant
36200 Plymouth Road
Livonia, Michigan

Location:			MW-71																	MW-113									MW-114				
Screen Interval (ft. bgs):			15-20																	5-10									5-10				
Date:	Unit	EGLE Non-Residential Drinking Water Criteria	4/24/2017	8/1/2017	11/13/2017	2/12/2018	5/8/2018	8/9/2018	11/6/2018	2/27/2019	6/11/2019	9/27/2019	11/7/2019	2/12/2020	5/22/2020	8/7/2020	11/4/2020	2/12/2021	5/11/2021	4/23/2019	6/12/2019	9/25/2019	11/15/2019	2/18/2020	8/18/2020	11/12/2020	2/9/2021	5/21/2021	4/23/2019	6/13/2019	9/25/2019	11/15/2019	2/18/2020
Semi-volatile Organic Compounds (SVOCs)																																	
1,4-Dioxane	µg/L	350	4.3	1.4 J	0.72 J	0.57 J	0.38 J	0.95 J	1.1 J	< 2.0	1.6 J	1.3 J	1.3 J	< 2.0	0.98 J	1.0 J	1.1 J	< 2.0	< 4.0	< 2.0	< 2.0	< 2.0	< 2.0	< 2.0	< 2.0	< 2.0	< 2.0	< 2.0	< 2.0	< 2.0	< 2.0	< 2.0	< 2.0
Volatile Organic Compounds (VOCs)																																	
1,1,1-Trichloroethane	µg/L	200	< 1.0	< 1.0	< 1.0	< 1.0	< 1.0	< 1.0	< 1.0	< 1.0	NA	NA	NA	NA	NA	NA	NA	NA	NA	NA	NA	NA	NA	NA	NA	NA	NA	NA	NA	NA	NA	NA	NA
1,1,2,2-Tetrachloroethane	µg/L	35	< 1.0	< 1.0	< 1.0	< 1.0	< 1.0	< 1.0	< 1.0	< 1.0	NA	NA	NA	NA	NA	NA	NA	NA	NA	NA	NA	NA	NA	NA	NA	NA	NA	NA	NA	NA	NA	NA	NA
1,1,2-trichloro-1,2,2-trifluoroethane	µg/L	170,000	< 1.0	< 1.0	< 1.0	< 1.0	< 1.0	< 1.0	< 1.0	< 1.0 J	NA	NA	NA	NA	NA	NA	NA	NA	NA	NA	NA	NA	NA	NA	NA	NA	NA	NA	NA	NA	NA	NA	NA
1,1,2-Trichloroethane	µg/L	5.0	< 1.0	< 1.0	< 1.0	< 1.0	< 1.0	< 1.0	< 1.0	< 1.0	NA	NA	NA	NA	NA	NA	NA	NA	NA	NA	NA	NA	NA	NA	NA	NA	NA	NA	NA	NA	NA	NA	NA
1,1-Dichloroethane	µg/L	2,500	< 1.0	< 1.0	< 1.0	< 1.0	< 1.0	< 1.0	< 1.0	< 1.0	NA	NA	NA	NA	NA	NA	NA	NA	NA	NA	NA	NA	NA	NA	NA	NA	NA	NA	NA	NA	NA	NA	NA
1,1-Dichloroethene	µg/L	7.0	< 1.0	< 1.0	< 1.0	< 1.0	< 1.0	< 1.0	< 1.0	< 1.0	< 1.0	< 1.0	< 1.0	< 1.0	< 1.0	< 1.0	< 1.0	< 1.0	< 1.0	< 1.0	< 1.0	< 1.0	< 1.0	< 1.0	< 1.0	< 1.0	< 1.0	< 1.0	< 1.0	< 1.0	< 1.0	< 1.0	< 1.0
1,2,3-Trimethylbenzene	µg/L	NS	< 5.0	< 5.0	< 5.0	< 5.0	< 5.0	< 5.0	< 5.0	< 5.0	NA	NA	NA	NA	NA	NA	NA	NA	NA	NA	NA	NA	NA	NA	NA	NA	NA	NA	NA	NA	NA	NA	NA
1,2,4-Trichlorobenzene	µg/L	70	< 1.0	< 1.0	< 1.0	< 1.0	< 1.0	< 1.0	< 1.0	< 1.0	NA	NA	NA	NA	NA	NA	NA	NA	NA	NA	NA	NA	NA	NA	NA	NA	NA	NA	NA	NA	NA	NA	NA
1,2,4-Trimethylbenzene	µg/L	63	< 1.0	< 1.0	< 1.0	< 1.0	< 1.0	< 1.0	< 1.0	< 1.0	NA	NA	NA	NA	NA	NA	NA	NA	NA	NA	NA	NA	NA	NA	NA	NA	NA	NA	NA	NA	NA	NA	NA
1,2-Dibromo-3-chloropropane	µg/L	0.2	< 1.0	< 1.0	< 1.0	< 1.0	< 1.0	< 1.0	< 1.0	< 1.0	NA	NA	NA	NA	NA	NA	NA	NA	NA	NA	NA	NA	NA	NA	NA	NA	NA	NA	NA	NA	NA	NA	NA
1,2-Dibromoethane	µg/L	0.05	< 1.0	< 1.0	< 1.0	< 1.0	< 1.0	< 1.0	< 1.0	< 1.0	NA	NA	NA	NA	NA	NA	NA	NA	NA	NA	NA	NA	NA	NA	NA	NA	NA	NA	NA	NA	NA	NA	NA
1,2-Dichlorobenzene	µg/L	600	< 1.0	< 1.0	< 1.0	< 1.0	< 1.0	< 1.0	< 1.0	< 1.0	NA	NA	NA	NA	NA	NA	NA	NA	NA	NA	NA	NA	NA	NA	NA	NA	NA	NA	NA	NA	NA	NA	NA
1,2-Dichloroethane	µg/L	5.0	< 1.0	< 1.0	< 1.0	< 1.0	< 1.0	< 1.0	< 1.0	< 1.0	NA	NA	NA	NA	NA	NA	NA	NA	NA	NA	NA	NA	NA	NA	NA	NA	NA	NA	NA	NA	NA	NA	NA
1,2-Dichloropropane	µg/L	5.0	< 1.0	< 1.0	< 1.0	< 1.0	< 1.0	< 1.0	< 1.0	< 1.0	NA	NA	NA	NA	NA	NA	NA	NA	NA	NA	NA	NA	NA	NA	NA	NA	NA	NA	NA	NA	NA	NA	NA
1,3,5-Trimethylbenzene	µg/L	72	< 1.0	< 1.0	< 1.0	< 1.0	< 1.0	< 1.0	< 1.0	< 1.0	NA	NA	NA	NA	NA	NA	NA	NA	NA	NA	NA	NA	NA	NA	NA	NA	NA	NA	NA	NA	NA	NA	NA
1,3-Dichlorobenzene	µg/L	19	< 1.0	< 1.0	< 1.0	< 1.0	< 1.0	< 1.0	0.16 J	< 1.0	NA	NA	NA	NA	NA	NA	NA	NA	NA	NA	NA	NA	NA	NA	NA	NA	NA	NA	NA	NA	NA	NA	NA
1,4-Dichlorobenzene	µg/L	75	< 1.0	< 1.0	< 1.0	< 1.0	< 1.0	< 1.0	< 1.0	< 1.0	NA	NA	NA	NA	NA	NA	NA	NA	NA	NA	NA	NA	NA	NA	NA	NA	NA	NA	NA	NA	NA	NA	NA
2-Butanone (MEK)	µg/L	38,000	< 10	< 10	< 10	< 10	< 10	< 10	< 10	< 10	NA	NA	NA	NA	NA	NA	NA	NA	NA	NA	NA	NA	NA	NA	NA	NA	NA	NA	NA	NA	NA	NA	NA
2-Methylnaphthalene	µg/L	750	NA	NA	NA	NA	NA	NA	NA	NA	NA	NA	NA	NA	NA	NA	NA	NA	NA	NA	NA	NA	NA	NA	NA	NA	NA	NA	NA	NA	NA	NA	NA
4-Methyl-2-Pentanone (MIBK)	µg/L	5,200	< 10	< 10	< 10	< 10	< 10	< 10	< 10	< 10	NA	NA	NA	NA	NA	NA	NA	NA	NA	NA	NA	NA	NA	NA	NA	NA	NA	NA	NA	NA	NA	NA	NA
Acetone	µg/L	2,100	< 10	< 10	< 10	< 10	< 10	< 10	< 10	< 10	NA	NA	NA	NA	NA	NA	NA	NA	NA	NA	NA	NA	NA	NA	NA	NA	NA	NA	NA	NA	NA	NA	NA
Benzene	µg/L	5.0	< 1.0	< 1.0	< 1.0	< 1.0	< 1.0	< 1.0	< 1.0	< 1.0	NA	NA	NA	NA	NA	NA	NA	NA	NA	NA	NA	NA	NA	NA	NA	NA	NA	NA	NA	NA	NA	NA	NA
Bromodichloromethane	µg/L	80	< 1.0	< 1.0	< 1.0	< 1.0	< 1.0	< 1.0	< 1.0	< 1.0	NA	NA	NA	NA	NA	NA	NA	NA	NA	NA	NA	NA	NA	NA	NA	NA	NA	NA	NA	NA	NA	NA	NA
Bromoform	µg/L	80	< 1.0	< 1.0	< 1.0	< 1.0	< 1.0	< 1.0	< 1.0	< 1.0 J	NA	NA	NA	NA	NA	NA	NA	NA	NA	NA	NA	NA	NA	NA	NA	NA	NA	NA	NA	NA	NA	NA	NA
Bromomethane	µg/L	29	< 1.0	< 1.0	< 1.0	< 1.0	< 1.0	< 1.0	< 1.0	< 1.0	NA	NA	NA	NA	NA	NA	NA	NA	NA	NA	NA	NA	NA	NA	NA	NA	NA	NA	NA	NA	NA	NA	NA
Carbon Disulfide	µg/L	2,300	< 5.0	< 5.0	< 5.0	< 5.0	< 5.0	< 5.0	< 5.0	< 5.0	NA	NA	NA	NA	NA	NA	NA	NA	NA	NA	NA	NA	NA	NA	NA	NA	NA	NA	NA	NA	NA	NA	NA
Carbon Tetrachloride	µg/L	5.0	< 1.0	< 1.0	< 1.0	< 1.0	< 1.0	< 1.0	< 1.0	< 1.0 J	NA	NA	NA	NA	NA	NA	NA	NA	NA	NA	NA	NA	NA	NA	NA	NA	NA	NA	NA	NA	NA	NA	NA
Trichlorofluoromethane (CFC-11)	µg/L	7,300	< 1.0	< 1.0	< 1.0	< 1.0	< 1.0	< 1.0	< 1.0	< 1.0	NA	NA	NA	NA	NA	NA	NA	NA	NA	NA	NA	NA	NA	NA	NA	NA	NA	NA	NA	NA	NA	NA	NA
Dichlorodifluoromethane (CFC-12)	µg/L	4,800	< 1.0	< 1.0	< 1.0	< 1.0	< 1.0	< 1.0	< 1.0	< 1.0	NA	NA	NA	NA	NA	NA	NA	NA	NA	NA	NA	NA	NA	NA	NA	NA	NA	NA	NA	NA	NA	NA	NA
Chlorobenzene	µg/L	100	< 1.0	< 1.0	< 1.0	< 1.0	< 1.0	< 1.0	< 1.0	< 1.0	NA	NA	NA	NA	NA	NA	NA	NA	NA	NA	NA	NA	NA	NA	NA	NA	NA	NA	NA	NA	NA	NA	NA
Chlorodibromomethane	µg/L	80	< 1.0	< 1.0	< 1.0	< 1.0	< 1.0	< 1.0	< 1.0	< 1.0	NA	NA	NA	NA	NA	NA	NA	NA	NA	NA	NA	NA	NA	NA	NA	NA	NA	NA	NA	NA	NA	NA	NA
Chloroethane	µg/L	1,700	< 1.0	< 1.0	< 1.0	< 1.0	< 1.0	< 1.0	< 1.0	< 1.0	NA	NA	NA	NA	NA	NA	NA	NA	NA	NA	NA	NA	NA	NA	NA	NA	NA	NA	NA	NA	NA	NA	NA
Chloroform	µg/L	80	< 1.0	< 1.0	< 1.0	< 1.0	< 1.0	< 1.0	< 1.0	< 1.0	NA	NA	NA	NA	NA	NA	NA	NA	NA	NA	NA	NA	NA	NA	NA	NA	NA	NA	NA	NA	NA	NA	NA
Chloromethane	µg/L	1,100	< 1.0	< 1.0	< 1.0	< 1.0	< 1.0	< 1.0	< 1.0	< 1.0	NA	NA	NA	NA	NA	NA	NA	NA	NA	NA	NA	NA	NA	NA	NA	NA	NA	NA	NA	NA	NA	NA	NA
cis-1,2-Dichloroethene	µg/L	70	< 1.0	< 1.0	0.39 J	0.37 J	0.40 J	0.34 J	0.36 J	0.30 J	0.42 J	0.41 J	0.61 J	0.46 J	0.45 J	< 1.0	0.71 J	0.59 J	0.72 J	< 1.0	< 1.0	< 1.0	< 1.0	< 1.0	< 1.0	< 1.0	< 1.0	< 1.0	< 1.0	< 1.0	< 1.0	< 1.0	< 1.0	< 1.0
cis-1,3-Dichloropropene	µg/L	NS	< 1.0	< 1.0	< 1.0	< 1.0	< 1.0	< 1.0	< 1.0	< 1.0	NA	NA	NA	NA	NA	NA	NA	NA	NA	NA	NA	NA	NA	NA	NA	NA	NA	NA	NA	NA	NA	NA	NA
Cyclohexane	µg/L	NS	< 1.0	< 1.0	< 1.0	< 1.0	< 1.0	< 1.0	< 1.0	< 1.0	NA	NA	NA	NA	NA	NA	NA	NA	NA	NA	NA	NA	NA	NA	NA	NA	NA	NA	NA	NA	NA	NA	NA
Dichloromethane	µg/L	5.0	< 5.0	< 5.0	< 5.0	< 5.0	< 5.0	< 5.0	< 5.0	< 5.0	NA	NA	NA	NA	NA	NA	NA	NA	NA	NA	NA	NA	NA	NA	NA	NA	NA	NA	NA	NA	NA	NA	NA
Diethyl ether	µg/L	10	< 2.0	< 2.0	< 2.0	< 2.0	< 2.0	< 2.0	< 2.0	< 2.0	NA	NA	NA	NA	NA	NA	NA	NA	NA	NA	NA	NA	NA	NA	NA	NA	NA	NA	NA	NA	NA	NA	NA
Ethylbenzene	µg/L	74	< 1.0	< 1.0	< 1.0	< 1.0	< 1.0	< 1.0	< 1.0	< 1.0	NA	NA	NA	NA	NA	NA	NA	NA	NA	NA	NA	NA	NA	NA	NA	NA	NA	NA	NA	NA	NA	NA	NA
Isopropylbenzene	µg/L	2,300	< 1.0	< 1.0	< 1.0	< 1.0	< 1.0	< 1.0	< 1.0	< 1.0	NA	NA	NA	NA	NA	NA	NA	NA	NA	NA	NA	NA	NA	NA	NA	NA	NA	NA	NA	NA	NA	NA	NA
Methyl Acetate	µg/L	NS	< 10	< 10	< 10	< 10	< 10	< 10	< 10	< 10	NA	NA	NA	NA	NA	NA	NA	NA	NA	NA	NA	NA	NA	NA	NA	NA	NA	NA	NA	NA	NA	NA	NA
Methyl N-Butyl Ketone (2-Hexanone)	µg/L	2,900	< 10	< 10	< 10	< 10	< 10	< 10	< 10	< 10	NA	NA	NA	NA	NA	NA	NA	NA	NA	NA	NA	NA	NA	NA	NA	NA	NA	NA	NA	NA	NA	NA	NA
Methylcyclohexane	µg/L	NS	< 1.0	< 1.0	< 1.0	< 1.0	< 1.0	< 1.0	< 1.0	< 1.0	NA	NA	NA	NA	NA	NA	NA	NA	NA	NA	NA	NA	NA	NA	NA	NA	NA	NA	NA	NA	NA	NA	NA

See Notes on Last Page.

Table 2
On-Site Groundwater Analytical Results
Ford Livonia Transmission Plant
36200 Plymouth Road
Livonia, Michigan

Location:			MW-71																	MW-113									MW-114				
Screen Interval (ft. bgs):			15-20																	5-10									5-10				
Date:	Unit	EGLE Non-Residential Drinking Water Criteria	4/24/2017	8/1/2017	11/13/2017	2/12/2018	5/8/2018	8/9/2018	11/6/2018	2/27/2019	6/11/2019	9/27/2019	11/7/2019	2/12/2020	5/22/2020	8/7/2020	11/4/2020	2/12/2021	5/11/2021	4/23/2019	6/12/2019	9/25/2019	11/15/2019	2/18/2020	8/18/2020	11/12/2020	2/9/2021	5/21/2021	4/23/2019	6/13/2019	9/25/2019	11/15/2019	2/18/2020
Methyl-tert-butyl ether	µg/L	40	< 1.0	< 1.0	< 1.0	< 1.0	< 1.0	< 1.0	< 1.0	< 1.0	NA	NA	NA	NA	NA	NA	NA	NA	NA	NA	NA	NA	NA	NA	NA	NA	NA	NA	NA	NA	NA	NA	NA
Naphthalene	µg/L	1,500	NA	NA	NA	NA	NA	NA	NA	NA	NA	NA	NA	NA	NA	NA	NA	NA	NA	NA	NA	NA	NA	NA	NA	NA	NA	NA	NA	NA	NA	NA	NA
Styrene (Monomer)	µg/L	100	< 1.0	< 1.0	< 1.0	< 1.0	< 1.0	< 1.0	< 1.0	< 1.0	NA	NA	NA	NA	NA	NA	NA	NA	NA	NA	NA	NA	NA	NA	NA	NA	NA	NA	NA	NA	NA	NA	NA
Tetrachloroethene	µg/L	5.0	< 1.0	< 1.0	< 1.0	< 1.0	< 1.0	< 1.0	< 1.0	< 1.0 J	< 1.0	< 1.0	< 1.0	< 1.0	< 1.0	< 1.0	< 1.0	< 1.0	< 1.0	< 1.0	< 1.0	< 1.0	< 1.0	< 1.0	< 1.0	< 1.0	< 1.0	< 1.0	< 1.0	< 1.0	< 1.0	< 1.0	< 1.0
Toluene	µg/L	790	< 1.0	< 1.0	< 1.0	< 1.0	< 1.0	< 1.0	< 1.0	< 1.0	NA	NA	NA	NA	NA	NA	NA	NA	NA	NA	NA	NA	NA	NA	NA	NA	NA	NA	NA	NA	NA	NA	NA
Total Xylenes	µg/L	280	< 2.0	< 2.0	< 2.0	< 2.0	< 2.0	< 2.0	< 2.0	< 2.0	NA	NA	NA	NA	NA	NA	NA	NA	NA	NA	NA	NA	NA	NA	NA	NA	NA	NA	NA	NA	NA	NA	NA
trans-1,2-Dichloroethene	µg/L	100	< 1.0	< 1.0	< 1.0	< 1.0	< 1.0	< 1.0	< 1.0	< 1.0	< 1.0	< 1.0	< 1.0	< 1.0	< 1.0	< 1.0	< 1.0	< 1.0	< 1.0	< 1.0	< 1.0	< 1.0	< 1.0 J	< 1.0	< 1.0	< 1.0	< 1.0	< 1.0	< 1.0	< 1.0	< 1.0	< 1.0 J	< 1.0
trans-1,3-Dichloropropene	µg/L	NS	< 1.0	< 1.0	< 1.0	< 1.0	< 1.0	< 1.0	< 1.0	< 1.0	NA	NA	NA	NA	NA	NA	NA	NA	NA	NA	NA	NA	NA	NA	NA	NA	NA	NA	NA	NA	NA	NA	NA
Trichloroethene	µg/L	5.0	< 1.0	< 1.0	< 1.0	< 1.0	< 1.0	< 1.0	< 1.0	< 1.0 J	< 1.0	< 1.0	< 1.0	< 1.0	< 1.0	< 1.0	< 1.0	< 1.0	< 1.0	< 1.0	< 1.0	< 1.0	< 1.0	< 1.0	< 1.0	< 1.0	< 1.0	< 1.0	< 1.0	< 1.0	< 1.0	< 1.0	< 1.0
Vinyl chloride	µg/L	2.0	< 1.0	0.68 J	0.83 J	0.59 J	0.59 J	< 1.0	0.31 J	0.40 J	0.77 J	0.41 J	0.83 J	0.29 J	0.32 J	< 1.0	0.32 J	< 1.0	0.29 J	< 1.0	< 1.0	< 1.0	< 1.0	< 1.0	< 1.0	< 1.0	< 1.0	< 1.0	< 1.0	< 1.0	< 1.0	< 1.0	< 1.0
Gases																																	
Ethane	µg/L	NS	NA	NA	NA	NA	NA	NA	NA	NA	NA	NA	NA	NA	NA	NA	NA	NA	NA	NA	NA	NA	NA	NA	NA	NA	NA	NA	NA	NA	NA	NA	NA
Ethene	µg/L	NS	NA	NA	NA	NA	NA	NA	NA	NA	NA	NA	NA	NA	NA	NA	NA	NA	NA	NA	NA	NA	NA	NA	NA	NA	NA	NA	NA	NA	NA	NA	NA
Methane	µg/L	NS	NA	NA	NA	NA	NA	NA	NA	NA	NA	NA	NA	NA	NA	NA	NA	NA	NA	NA	NA	NA	NA	NA	NA	NA	NA	NA	NA	NA	NA	NA	NA
Other																																	
Carbon	mg/L	NS	NA	NA	NA	NA	NA	NA	NA	NA	NA	NA	NA	NA	NA	NA	NA	NA	NA	NA	NA	NA	NA	NA	NA	NA	NA	NA	NA	NA	NA	NA	NA
Nitrate-N	mg/L	10	NA	NA	NA	NA	NA	NA	NA	NA	NA	NA	NA	NA	NA	NA	NA	NA	NA	NA	NA	NA	NA	NA	NA	NA	NA	NA	NA	NA	NA	NA	NA
Sulfate	mg/L	250	NA	NA	NA	NA	NA	NA	NA	NA	NA	NA	NA	NA	NA	NA	NA	NA	NA	NA	NA	NA	NA	NA	NA	NA	NA	NA	NA	NA	NA	NA	NA
Total Organic Carbon	mg/L	NS	NA	NA	NA	NA	NA	NA	NA	NA	NA	NA	NA	NA	NA	NA	NA	NA	NA	NA	NA	NA	NA	NA	NA	NA	NA	NA	NA	NA	NA	NA	NA
Metals																																	
Iron, Dissolved	µg/L	300	NA	NA	NA	NA	NA	NA	NA	NA	NA	NA	NA	NA	NA	NA	NA	NA	NA	NA	NA	NA	NA	NA	NA	NA	NA	NA	NA	NA	NA	NA	NA
Iron	µg/L	300	NA	NA	NA	NA	NA	NA	NA	NA	NA	NA	NA	NA	NA	NA	NA	NA	NA	NA	NA	NA	NA	NA	NA	NA	NA	NA	NA	NA	NA	NA	NA
Manganese, Dissolved	µg/L	50	NA	NA	NA	NA	NA	NA	NA	NA	NA	NA	NA	NA	NA	NA	NA	NA	NA	NA	NA	NA	NA	NA	NA	NA	NA	NA	NA	NA	NA	NA	NA
Manganese	µg/L	50	NA	NA	NA	NA	NA	NA	NA	NA	NA	NA	NA	NA	NA	NA	NA	NA	NA	NA	NA	NA	NA	NA	NA	NA	NA	NA	NA	NA	NA	NA	NA

See Notes on Last Page.

Table 2
On-Site Groundwater Analytical Results
Ford Livonia Transmission Plant
36200 Plymouth Road
Livonia, Michigan

Location:			MW-120									MW-122							MW-124									MW-194						MW-194S					
Screen Interval (ft. bgs):			7-12									16-21							5-10									12-17						2-7					
Date:	Unit	EGLE Non-Residential Drinking Water Criteria	4/23/2019	6/15/2019	9/28/2019	11/23/2019	2/8/2020	8/22/2020	11/14/2020	2/13/2021	5/15/2021	9/25/2019	11/20/2019	2/13/2020	8/12/2020	11/5/2020	2/24/2021	5/21/2021	4/23/2019	6/13/2019	9/30/2019	11/15/2019	2/20/2020	8/27/2020	11/17/2020	2/11/2021	5/21/2021	11/20/2019	2/10/2020	8/12/2020	11/13/2020	2/17/2021	5/17/2021	11/20/2019	2/10/2020	8/13/2020	11/13/2020	2/17/2021	5/17/2021
Semi-volatile Organic Compounds (SVOCs)																																						
1,4-Dioxane	µg/L	350	< 2.0	< 2.0	< 2.0	< 2.0	< 2.0	< 2.0	< 2.0	< 2.0	< 2.0	1.9 J	0.93 J	1.3 J	< 2.0	1.1 J	< 2.0	< 2.0	< 2.0	< 2.0	< 2.0	< 2.0	< 2.0	< 2.0	< 2.0	< 2.0	< 2.0	1.5 J	1.7 J	2.3	2.1	1.6 J	1.3 J	< 2.0	< 2.0	< 2.0	1.8 J	< 2.0	< 2.0
Volatile Organic Compounds (VOCs)																																						
1,1,1-Trichloroethane	µg/L	200	NA	NA	NA	NA	NA	NA	NA	NA	NA	NA	NA	NA	NA	NA	NA	NA	NA	NA	NA	NA	NA	NA	NA	NA	NA	NA	NA	NA	NA	NA	NA	NA	NA	NA	NA	NA
1,1,2,2-Tetrachloroethane	µg/L	35	NA	NA	NA	NA	NA	NA	NA	NA	NA	NA	NA	NA	NA	NA	NA	NA	NA	NA	NA	NA	NA	NA	NA	NA	NA	NA	NA	NA	NA	NA	NA	NA	NA	NA	NA	NA
1,1,2-trichloro-1,2,2-trifluoroethane	µg/L	170,000	NA	NA	NA	NA	NA	NA	NA	NA	NA	NA	NA	NA	NA	NA	NA	NA	NA	NA	NA	NA	NA	NA	NA	NA	NA	NA	NA	NA	NA	NA	NA	NA	NA	NA	NA	NA
1,1,2-Trichloroethane	µg/L	5.0	NA	NA	NA	NA	NA	NA	NA	NA	NA	NA	NA	NA	NA	NA	NA	NA	NA	NA	NA	NA	NA	NA	NA	NA	NA	NA	NA	NA	NA	NA	NA	NA	NA	NA	NA	NA
1,1-Dichloroethane	µg/L	2,500	NA	NA	NA	NA	NA	NA	NA	NA	NA	NA	NA	NA	NA	NA	NA	NA	NA	NA	NA	NA	NA	NA	NA	NA	NA	NA	NA	NA	NA	NA	NA	NA	NA	NA	NA	NA
1,1-Dichloroethene	µg/L	7.0	< 1.0	< 1.0	< 1.0	< 1.0	< 1.0	< 1.0	< 1.0	< 1.0	0.21 J	< 1.0	< 1.0	< 1.0	< 1.0	< 1.0	< 1.0	< 1.0	< 1.0	< 1.0	< 1.0	< 1.0	< 1.0	< 1.0	< 1.0	< 1.0	< 1.0	< 1.0	< 1.0	< 1.0	< 1.0	< 1.0	< 1.0	< 1.0	< 1.0	< 1.0	< 1.0	< 1.0
1,2,3-Trimethylbenzene	µg/L	NS	NA	NA	NA	NA	NA	NA	NA	NA	NA	NA	NA	NA	NA	NA	NA	NA	NA	NA	NA	NA	NA	NA	NA	NA	NA	NA	NA	NA	NA	NA	NA	NA	NA	NA	NA	NA
1,2,4-Trichlorobenzene	µg/L	70	NA	NA	NA	NA	NA	NA	NA	NA	NA	NA	NA	NA	NA	NA	NA	NA	NA	NA	NA	NA	NA	NA	NA	NA	NA	NA	NA	NA	NA	NA	NA	NA	NA	NA	NA	NA
1,2,4-Trimethylbenzene	µg/L	63	NA	NA	NA	NA	NA	NA	NA	NA	NA	NA	NA	NA	NA	NA	NA	NA	NA	NA	NA	NA	NA	NA	NA	NA	NA	NA	NA	NA	NA	NA	NA	NA	NA	NA	NA	NA
1,2-Dibromo-3-chloropropane	µg/L	0.2	NA	NA	NA	NA	NA	NA	NA	NA	NA	NA	NA	NA	NA	NA	NA	NA	NA	NA	NA	NA	NA	NA	NA	NA	NA	NA	NA	NA	NA	NA	NA	NA	NA	NA	NA	NA
1,2-Dibromoethane	µg/L	0.05	NA	NA	NA	NA	NA	NA	NA	NA	NA	NA	NA	NA	NA	NA	NA	NA	NA	NA	NA	NA	NA	NA	NA	NA	NA	NA	NA	NA	NA	NA	NA	NA	NA	NA	NA	NA
1,2-Dichlorobenzene	µg/L	600	NA	NA	NA	NA	NA	NA	NA	NA	NA	NA	NA	NA	NA	NA	NA	NA	NA	NA	NA	NA	NA	NA	NA	NA	NA	NA	NA	NA	NA	NA	NA	NA	NA	NA	NA	NA
1,2-Dichloroethane	µg/L	5.0	NA	NA	NA	NA	NA	NA	NA	NA	NA	NA	NA	NA	NA	NA	NA	NA	NA	NA	NA	NA	NA	NA	NA	NA	NA	NA	NA	NA	NA	NA	NA	NA	NA	NA	NA	NA
1,2-Dichloropropane	µg/L	5.0	NA	NA	NA	NA	NA	NA	NA	NA	NA	NA	NA	NA	NA	NA	NA	NA	NA	NA	NA	NA	NA	NA	NA	NA	NA	NA	NA	NA	NA	NA	NA	NA	NA	NA	NA	NA
1,3,5-Trimethylbenzene	µg/L	72	NA	NA	NA	NA	NA	NA	NA	NA	NA	NA	NA	NA	NA	NA	NA	NA	NA	NA	NA	NA	NA	NA	NA	NA	NA	NA	NA	NA	NA	NA	NA	NA	NA	NA	NA	NA
1,3-Dichlorobenzene	µg/L	19	NA	NA	NA	NA	NA	NA	NA	NA	NA	NA	NA	NA	NA	NA	NA	NA	NA	NA	NA	NA	NA	NA	NA	NA	NA	NA	NA	NA	NA	NA	NA	NA	NA	NA	NA	NA
1,4-Dichlorobenzene	µg/L	75	NA	NA	NA	NA	NA	NA	NA	NA	NA	NA	NA	NA	NA	NA	NA	NA	NA	NA	NA	NA	NA	NA	NA	NA	NA	NA	NA	NA	NA	NA	NA	NA	NA	NA	NA	NA
2-Butanone (MEK)	µg/L	38,000	NA	NA	NA	NA	NA	NA	NA	NA	NA	NA	NA	NA	NA	NA	NA	NA	NA	NA	NA	NA	NA	NA	NA	NA	NA	NA	NA	NA	NA	NA	NA	NA	NA	NA	NA	NA
2-Methylnaphthalene	µg/L	750	NA	NA	NA	NA	NA	NA	NA	NA	NA	NA	NA	NA	NA	NA	NA	NA	NA	NA	NA	NA	NA	NA	NA	NA	NA	NA	NA	NA	< 5.0	NA	NA	NA	NA	< 5.0	NA	NA
4-Methyl-2-Pentanone (MIBK)	µg/L	5,200	NA	NA	NA	NA	NA	NA	NA	NA	NA	NA	NA	NA	NA	NA	NA	NA	NA	NA	NA	NA	NA	NA	NA	NA	NA	NA	NA	NA	NA	NA	NA	NA	NA	NA	NA	NA
Acetone	µg/L	2,100	NA	NA	NA	NA	NA	NA	NA	NA	NA	NA	NA	NA	NA	NA	NA	NA	NA	NA	NA	NA	NA	NA	NA	NA	NA	NA	NA	NA	NA	NA	NA	NA	NA	NA	NA	NA
Benzene	µg/L	5.0	NA	NA	NA	NA	NA	NA	NA	NA	NA	NA	NA	NA	NA	NA	NA	NA	NA	NA	NA	NA	NA	NA	NA	NA	NA	NA	NA	NA	NA	NA	NA	NA	NA	NA	NA	NA
Bromodichloromethane	µg/L	80	NA	NA	NA	NA	NA	NA	NA	NA	NA	NA	NA	NA	NA	NA	NA	NA	NA	NA	NA	NA	NA	NA	NA	NA	NA	NA	NA	NA	NA	NA	NA	NA	NA	NA	NA	NA
Bromoform	µg/L	80	NA	NA	NA	NA	NA	NA	NA	NA	NA	NA	NA	NA	NA	NA	NA	NA	NA	NA	NA	NA	NA	NA	NA	NA	NA	NA	NA	NA	NA	NA	NA	NA	NA	NA	NA	NA
Bromomethane	µg/L	29	NA	NA	NA	NA	NA	NA	NA	NA	NA	NA	NA	NA	NA	NA	NA	NA	NA	NA	NA	NA	NA	NA	NA	NA	NA	NA	NA	NA	NA	NA	NA	NA	NA	NA	NA	NA
Carbon Disulfide	µg/L	2,300	NA	NA	NA	NA	NA	NA	NA	NA	NA	NA	NA	NA	NA	NA	NA	NA	NA	NA	NA	NA	NA	NA	NA	NA	NA	NA	NA	NA	NA	NA	NA	NA	NA	NA	NA	NA
Carbon Tetrachloride	µg/L	5.0	NA	NA	NA	NA	NA	NA	NA	NA	NA	NA	NA	NA	NA	NA	NA	NA	NA	NA	NA	NA	NA	NA	NA	NA	NA	NA	NA	NA	NA	NA	NA	NA	NA	NA	NA	NA
Trichlorofluoromethane (CFC-11)	µg/L	7,300	NA	NA	NA	NA	NA	NA	NA	NA	NA	NA	NA	NA	NA	NA	NA	NA	NA	NA	NA	NA	NA	NA	NA	NA	NA	NA	NA	NA	NA	NA	NA	NA	NA	NA	NA	NA
Dichlorodifluoromethane (CFC-12)	µg/L	4,800	NA	NA	NA	NA	NA	NA	NA	NA	NA	NA	NA	NA	NA	NA	NA	NA	NA	NA	NA	NA	NA	NA	NA	NA	NA	NA	NA	NA	NA	NA	NA	NA	NA	NA	NA	NA
Chlorobenzene	µg/L	100	NA	NA	NA	NA	NA	NA	NA	NA	NA	NA	NA	NA	NA	NA	NA	NA	NA	NA	NA	NA	NA	NA	NA	NA	NA	NA	NA	NA	NA	NA	NA	NA	NA	NA	NA	NA
Chlorodibromomethane	µg/L	80	NA	NA	NA	NA	NA	NA	NA	NA	NA	NA	NA	NA	NA	NA	NA	NA	NA	NA	NA	NA	NA	NA	NA	NA	NA	NA	NA	NA	NA	NA	NA	NA	NA	NA	NA	NA
Chloroethane	µg/L	1,700	NA	NA	NA	NA	NA	NA	NA	NA	NA	NA	NA	NA	NA	NA	NA	NA	NA	NA	NA	NA	NA	NA	NA	NA	NA	NA	NA	NA	NA	NA	NA	NA	NA	NA	NA	NA
Chloroform	µg/L	80	NA	NA	NA	NA	NA	NA	NA	NA	NA	NA	NA	NA	NA	NA	NA	NA	NA	NA	NA	NA	NA	NA	NA	NA	NA	NA	NA	NA	NA	NA	NA	NA	NA	NA	NA	NA
Chloromethane	µg/L	1,100	NA	NA	NA	NA	NA	NA	NA	NA	NA	NA	NA	NA	NA	NA	NA	NA	NA	NA	NA	NA	NA	NA	NA	NA	NA	NA	NA	NA	NA	NA	NA	NA	NA	NA	NA	NA
cis-1,2-Dichloroethene	µg/L	70	< 1.0	< 1.0	< 1.0	< 1.0	< 1.0	< 1.0	< 1.0	< 1.0	< 1.0	< 1.0	< 1.0	< 1.0	< 1.0	< 1.0	< 1.0	< 1.0	1.7	1.8	2.1	2.3	1.8	2.4	2.6	1.9	2.2	< 1.0	< 1.0	< 1.0	< 1.0	< 1.0	< 1.0	< 1.0	< 1.0	< 1.0	< 1.0	< 1.0
cis-1,3-Dichloropropene	µg/L	NS	NA	NA	NA	NA	NA	NA	NA	NA	NA	NA	NA	NA	NA	NA	NA	NA	NA	NA	NA	NA	NA	NA	NA	NA	NA	NA	NA	NA	NA	NA	NA	NA	NA	NA	NA	NA
Cyclohexane	µg/L	NS	NA	NA	NA	NA	NA	NA	NA	NA	NA	NA	NA	NA	NA	NA	NA	NA	NA	NA	NA	NA	NA	NA	NA	NA	NA	NA	NA	NA	NA	NA	NA	NA	NA	NA	NA	NA
Dichloromethane	µg/L	5.0	NA	NA	NA	NA	NA	NA	NA	NA	NA	NA	NA	NA	NA	NA	NA	NA	NA	NA	NA	NA	NA	NA	NA	NA	NA	NA	NA	NA	NA	NA	NA	NA	NA	NA	NA	NA
Diethyl ether	µg/L	10	NA	NA	NA	NA	NA	NA	NA	NA	NA	NA	NA	NA	NA	NA	NA	NA	NA	NA	NA	NA	NA	NA	NA	NA	NA	NA	NA	NA	NA	NA	NA	NA	NA	NA	NA	NA
Ethylbenzene	µg/L	74	NA	NA	NA	NA	NA	NA	NA	NA	NA	NA	NA	NA	NA	NA	NA	NA	NA	NA	NA	NA	NA	NA	NA	NA	NA	NA	NA	NA	NA	NA	NA	NA	NA	NA	NA	NA
Isopropylbenzene	µg/L	2,300	NA	NA	NA	NA	NA	NA	NA	NA	NA	NA	NA	NA	NA	NA	NA	NA	NA	NA	NA	NA	NA	NA	NA	NA	NA	NA	NA	NA	NA	NA	NA	NA	NA	NA	NA	NA
Methyl Acetate	µg/L	NS	NA	NA	NA	NA	NA	NA	NA	NA	NA	NA	NA	NA	NA	NA	NA	NA	NA	NA	NA	NA	NA	NA	NA	NA	NA	NA	NA	NA	NA	NA	NA	NA	NA	NA	NA	NA
Methyl N-Butyl Ketone (2-Hexanone)	µg/L	2,900	NA	NA	NA	NA	NA	NA	NA	NA	NA	NA	NA	NA	NA	NA	NA	NA	NA	NA	NA	NA	NA	NA	NA	NA	NA	NA	NA	NA	NA	NA	NA	NA	NA	NA	NA	NA
Methylcyclohexane	µg/L	NS	NA	NA	NA	NA	NA	NA	NA	NA	NA	NA	NA	NA	NA	NA	NA	NA	NA	NA	NA	NA	NA	NA	NA	NA	NA	NA	NA	NA	NA	NA	NA	NA	NA	NA	NA	NA

See Notes on Last Page.

Table 2
On-Site Groundwater Analytical Results
Ford Livonia Transmission Plant
36200 Plymouth Road
Livonia, Michigan

Location:		EGLE Non-Residential Drinking Water Criteria	MW-120									MW-122							MW-124									MW-194						MW-194S					
Screen Interval (ft. bgs):			7-12									16-21							5-10									12-17						2-7					
Date:	Unit		4/23/2019	6/15/2019	9/28/2019	11/23/2019	2/8/2020	8/22/2020	11/14/2020	2/13/2021	5/15/2021	9/25/2019	11/20/2019	2/13/2020	8/12/2020	11/5/2020	2/24/2021	5/21/2021	4/23/2019	6/13/2019	9/30/2019	11/15/2019	2/20/2020	8/27/2020	11/17/2020	2/11/2021	5/21/2021	11/20/2019	2/10/2020	8/12/2020	11/13/2020	2/17/2021	5/17/2021	11/20/2019	2/10/2020	8/13/2020	11/13/2020	2/17/2021	5/17/2021
Methyl-tert-butyl ether	µg/L	40	NA	NA	NA	NA	NA	NA	NA	NA	NA	NA	NA	NA	NA	NA	NA	NA	NA	NA	NA	NA	NA	NA	NA	NA	NA	NA	NA	NA	NA	NA	NA	NA	NA	NA	NA	NA
Naphthalene	µg/L	1,500	NA	NA	NA	NA	NA	NA	NA	NA	NA	NA	NA	NA	NA	NA	NA	NA	NA	NA	NA	NA	NA	NA	NA	NA	NA	NA	NA	NA	< 1.0	NA	NA	NA	NA	NA	< 1.0	NA	NA
Styrene (Monomer)	µg/L	100	NA	NA	NA	NA	NA	NA	NA	NA	NA	NA	NA	NA	NA	NA	NA	NA	NA	NA	NA	NA	NA	NA	NA	NA	NA	NA	NA	NA	NA	NA	NA	NA	NA	NA	NA	NA	NA
Tetrachloroethene	µg/L	5.0	< 1.0	< 1.0	< 1.0	< 1.0	< 1.0	< 1.0	< 1.0	< 1.0	< 1.0	< 1.0	< 1.0	< 1.0	< 1.0	< 1.0	< 1.0	< 1.0	< 1.0	< 1.0	< 1.0	< 1.0	< 1.0	< 1.0	< 1.0	< 1.0	< 1.0	< 1.0	< 1.0	< 1.0	< 1.0	< 1.0	< 1.0	< 1.0	< 1.0	< 1.0	< 1.0	< 1.0	< 1.0
Toluene	µg/L	790	NA	NA	NA	NA	NA	NA	NA	NA	NA	NA	NA	NA	NA	NA	NA	NA	NA	NA	NA	NA	NA	NA	NA	NA	NA	NA	NA	NA	NA	NA	NA	NA	NA	NA	NA	NA	NA
Total Xylenes	µg/L	280	NA	NA	NA	NA	NA	NA	NA	NA	NA	NA	NA	NA	NA	NA	NA	NA	NA	NA	NA	NA	NA	NA	NA	NA	NA	NA	NA	NA	NA	NA	NA	NA	NA	NA	NA	NA	NA
trans-1,2-Dichloroethene	µg/L	100	< 1.0	< 1.0	< 1.0	< 1.0	< 1.0	< 1.0	< 1.0	< 1.0	< 1.0	< 1.0	< 1.0	< 1.0	< 1.0	< 1.0	< 1.0	< 1.0	0.19 J	0.26 J	0.24 J	0.27 J	0.20 J	0.30 J	0.27 J	0.25 J	0.24 J	< 1.0	< 1.0	< 1.0	< 1.0	< 1.0	< 1.0	< 1.0	< 1.0	< 1.0	< 1.0	< 1.0	< 1.0	< 1.0
trans-1,3-Dichloropropene	µg/L	NS	NA	NA	NA	NA	NA	NA	NA	NA	NA	NA	NA	NA	NA	NA	NA	NA	NA	NA	NA	NA	NA	NA	NA	NA	NA	NA	NA	NA	NA	NA	NA	NA	NA	NA	NA	NA	NA
Trichloroethene	µg/L	5.0	3.7	4.3	**5.9**	4.8	2.8	4.5	4.2	3.6	3.3	< 1.0	< 1.0	< 1.0	< 1.0	< 1.0	< 1.0	< 1.0	< 1.0	< 1.0	< 1.0	< 1.0	< 1.0	< 1.0	< 1.0	< 1.0	< 1.0	< 1.0	< 1.0	< 1.0	< 1.0	< 1.0	< 1.0	< 1.0	< 1.0	< 1.0	< 1.0	< 1.0	< 1.0
Vinyl chloride	µg/L	2.0	< 1.0	< 1.0	< 1.0	< 1.0	< 1.0	< 1.0	< 1.0	< 1.0	< 1.0	**2.4**	**2.6**	**2.1**	1.4	**2.6**	2.0	**2.2**	0.32 J	0.40 J	< 1.0	0.19 J	0.27 J	0.41 J	0.29 J	0.27 J	0.28 J	< 1.0	< 1.0	< 1.0	< 1.0	< 1.0	< 1.0	< 1.0	< 1.0	< 1.0	< 1.0	< 1.0	< 1.0	< 1.0
Gases																																								
Ethane	µg/L	NS	NA	NA	NA	NA	NA	NA	NA	NA	NA	NA	NA	NA	NA	NA	NA	NA	NA	NA	NA	NA	NA	NA	NA	NA	NA	NA	NA	NA	NA	NA	NA	NA	NA	NA	NA	NA	NA
Ethene	µg/L	NS	NA	NA	NA	NA	NA	NA	NA	NA	NA	NA	NA	NA	NA	NA	NA	NA	NA	NA	NA	NA	NA	NA	NA	NA	NA	NA	NA	NA	NA	NA	NA	NA	NA	NA	NA	NA	NA
Methane	µg/L	NS	NA	NA	NA	NA	NA	NA	NA	NA	NA	NA	NA	NA	NA	NA	NA	NA	NA	NA	NA	NA	NA	NA	NA	NA	NA	NA	NA	NA	NA	NA	NA	NA	NA	NA	NA	NA	NA
Other																																							
Carbon	mg/L	NS	NA	NA	NA	NA	NA	NA	NA	NA	NA	NA	NA	NA	NA	NA	NA	NA	NA	NA	NA	NA	NA	NA	NA	NA	NA	NA	NA	NA	NA	NA	NA	NA	NA	NA	NA	NA	NA
Nitrate-N	mg/L	10	NA	NA	NA	NA	NA	NA	NA	NA	NA	NA	NA	NA	NA	NA	NA	NA	NA	NA	NA	NA	NA	NA	NA	NA	NA	NA	NA	NA	NA	NA	NA	NA	NA	NA	NA	NA	NA
Sulfate	mg/L	250	NA	NA	NA	NA	NA	NA	NA	NA	NA	NA	NA	NA	NA	NA	NA	NA	NA	NA	NA	NA	NA	NA	NA	NA	NA	NA	NA	NA	NA	NA	NA	NA	NA	NA	NA	NA	NA
Total Organic Carbon	mg/L	NS	NA	NA	NA	NA	NA	NA	NA	NA	NA	NA	NA	NA	NA	NA	NA	NA	NA	NA	NA	NA	NA	NA	NA	NA	NA	NA	NA	NA	NA	NA	NA	NA	NA	NA	NA	NA	NA
Metals																																							
Iron, Dissolved	µg/L	300	NA	NA	NA	NA	NA	NA	NA	NA	NA	NA	NA	NA	NA	NA	NA	NA	NA	NA	NA	NA	NA	NA	NA	NA	NA	NA	NA	NA	NA	NA	NA	NA	NA	NA	NA	NA	NA
Iron	µg/L	300	NA	NA	NA	NA	NA	NA	NA	NA	NA	NA	NA	NA	NA	NA	NA	NA	NA	NA	NA	NA	NA	NA	NA	NA	NA	NA	NA	NA	NA	NA	NA	NA	NA	NA	NA	NA	NA
Manganese, Dissolved	µg/L	50	NA	NA	NA	NA	NA	NA	NA	NA	NA	NA	NA	NA	NA	NA	NA	NA	NA	NA	NA	NA	NA	NA	NA	NA	NA	NA	NA	NA	NA	NA	NA	NA	NA	NA	NA	NA	NA
Manganese	µg/L	50	NA	NA	NA	NA	NA	NA	NA	NA	NA	NA	NA	NA	NA	NA	NA	NA	NA	NA	NA	NA	NA	NA	NA	NA	NA	NA	NA	NA	NA	NA	NA	NA	NA	NA	NA	NA	NA

See Notes on Last Page.

Table 2
On-Site Groundwater Analytical Results
Ford Livonia Transmission Plant
36200 Plymouth Road
Livonia, Michigan

Location:			MW-195S						MW-196						MW-196S						MW-197S						MW-198						MW-198S					
Screen Interval (ft. bgs):			2-7						12-17						2-7						3-8						12-17						2.5-7.5					
Date:	Unit	EGLE Non-Residential Drinking Water Criteria	11/20/2019	2/10/2020	8/13/2020	11/16/2020	2/18/2021	5/18/2021	11/20/2019	2/11/2020	8/13/2020	11/16/2020	2/17/2021	5/17/2021	11/20/2019	2/11/2020	8/14/2020	11/16/2020	2/17/2021	5/17/2021	11/25/2019	2/11/2020	8/19/2020	11/18/2020	3/1/2021	5/11/2021	11/25/2019	2/12/2020	8/19/2020	11/17/2020	2/19/2021	5/11/2021	11/20/2019	2/12/2020	8/19/2020	11/17/2020	2/18/2021	5/11/2021
Semi-volatile Organic Compounds (SVOCs)																																					
1,4-Dioxane	µg/L	350	< 2.0	< 2.0	< 2.0	< 2.0	< 2.0	< 2.0	< 2.0	< 2.0	< 2.0	< 2.0	< 2.0	< 2.0	< 2.0	< 2.0	< 2.0	< 2.0	< 2.0	< 2.0	< 2.0	< 2.0	< 2.0	< 2.0	< 2.0	< 2.0	< 2.0	< 2.0	< 2.0	< 2.0	< 2.0	< 2.0	< 2.0	< 2.0	< 2.0	< 2.0	< 2.0
Volatile Organic Compounds (VOCs)																																					
1,1,1-Trichloroethane	µg/L	200	NA	NA	NA	NA	NA	NA	NA	NA	NA	NA	NA	NA	NA	NA	NA	NA	NA	NA	NA	NA	NA	NA	NA	NA	NA	NA	NA	NA	NA	NA	NA	NA	NA	NA	NA
1,1,2,2-Tetrachloroethane	µg/L	35	NA	NA	NA	NA	NA	NA	NA	NA	NA	NA	NA	NA	NA	NA	NA	NA	NA	NA	NA	NA	NA	NA	NA	NA	NA	NA	NA	NA	NA	NA	NA	NA	NA	NA	NA
1,1,2-trichloro-1,2,2-trifluoroethane	µg/L	170,000	NA	NA	NA	NA	NA	NA	NA	NA	NA	NA	NA	NA	NA	NA	NA	NA	NA	NA	NA	NA	NA	NA	NA	NA	NA	NA	NA	NA	NA	NA	NA	NA	NA	NA	NA
1,1,2-Trichloroethane	µg/L	5.0	NA	NA	NA	NA	NA	NA	NA	NA	NA	NA	NA	NA	NA	NA	NA	NA	NA	NA	NA	NA	NA	NA	NA	NA	NA	NA	NA	NA	NA	NA	NA	NA	NA	NA	NA
1,1-Dichloroethane	µg/L	2,500	NA	NA	NA	NA	NA	NA	NA	NA	NA	NA	NA	NA	NA	NA	NA	NA	NA	NA	NA	NA	NA	NA	NA	NA	NA	NA	NA	NA	NA	NA	NA	NA	NA	NA	NA
1,1-Dichloroethene	µg/L	7.0	< 10	< 100	< 100	< 100	< 100	< 50	0.73 J	< 25	< 25	< 25	< 25	< 13	< 1.0	< 1.0	< 4.0	< 4.0	< 4.0	< 2.0	< 1.0	0.23 J	< 5.0	< 5.0 J	< 5.0	< 5.0	< 1.0	< 1.0	< 1.0	< 1.0	< 1.0	< 1.0	< 1.0	< 1.0	< 1.0	< 1.0	< 1.0	< 1.0
1,2,3-Trimethylbenzene	µg/L	NS	NA	NA	NA	NA	NA	NA	NA	NA	NA	NA	NA	NA	NA	NA	NA	NA	NA	NA	NA	NA	NA	NA	NA	NA	NA	NA	NA	NA	NA	NA	NA	NA	NA	NA	NA
1,2,4-Trichlorobenzene	µg/L	70	NA	NA	NA	NA	NA	NA	NA	NA	NA	NA	NA	NA	NA	NA	NA	NA	NA	NA	NA	NA	NA	NA	NA	NA	NA	NA	NA	NA	NA	NA	NA	NA	NA	NA	NA
1,2,4-Trimethylbenzene	µg/L	63	NA	NA	NA	NA	NA	NA	NA	NA	NA	NA	NA	NA	NA	NA	NA	NA	NA	NA	NA	NA	NA	NA	NA	NA	NA	NA	NA	NA	NA	NA	NA	NA	NA	NA	NA
1,2-Dibromo-3-chloropropane	µg/L	0.2	NA	NA	NA	NA	NA	NA	NA	NA	NA	NA	NA	NA	NA	NA	NA	NA	NA	NA	NA	NA	NA	NA	NA	NA	NA	NA	NA	NA	NA	NA	NA	NA	NA	NA	NA
1,2-Dibromoethane	µg/L	0.05	NA	NA	NA	NA	NA	NA	NA	NA	NA	NA	NA	NA	NA	NA	NA	NA	NA	NA	NA	NA	NA	NA	NA	NA	NA	NA	NA	NA	NA	NA	NA	NA	NA	NA	NA
1,2-Dichlorobenzene	µg/L	600	NA	NA	NA	NA	NA	NA	NA	NA	NA	NA	NA	NA	NA	NA	NA	NA	NA	NA	NA	NA	NA	NA	NA	NA	NA	NA	NA	NA	NA	NA	NA	NA	NA	NA	NA
1,2-Dichloroethane	µg/L	5.0	NA	NA	NA	NA	NA	NA	NA	NA	NA	NA	NA	NA	NA	NA	NA	NA	NA	NA	NA	NA	NA	NA	NA	NA	NA	NA	NA	NA	NA	NA	NA	NA	NA	NA	NA
1,2-Dichloropropane	µg/L	5.0	NA	NA	NA	NA	NA	NA	NA	NA	NA	NA	NA	NA	NA	NA	NA	NA	NA	NA	NA	NA	NA	NA	NA	NA	NA	NA	NA	NA	NA	NA	NA	NA	NA	NA	NA
1,3,5-Trimethylbenzene	µg/L	72	NA	NA	NA	NA	NA	NA	NA	NA	NA	NA	NA	NA	NA	NA	NA	NA	NA	NA	NA	NA	NA	NA	NA	NA	NA	NA	NA	NA	NA	NA	NA	NA	NA	NA	NA
1,3-Dichlorobenzene	µg/L	19	NA	NA	NA	NA	NA	NA	NA	NA	NA	NA	NA	NA	NA	NA	NA	NA	NA	NA	NA	NA	NA	NA	NA	NA	NA	NA	NA	NA	NA	NA	NA	NA	NA	NA	NA
1,4-Dichlorobenzene	µg/L	75	NA	NA	NA	NA	NA	NA	NA	NA	NA	NA	NA	NA	NA	NA	NA	NA	NA	NA	NA	NA	NA	NA	NA	NA	NA	NA	NA	NA	NA	NA	NA	NA	NA	NA	NA
2-Butanone (MEK)	µg/L	38,000	NA	NA	NA	NA	NA	NA	NA	NA	NA	NA	NA	NA	NA	NA	NA	NA	NA	NA	NA	NA	NA	NA	NA	NA	NA	NA	NA	NA	NA	NA	NA	NA	NA	NA	NA
2-Methylnaphthalene	µg/L	750	NA	NA	NA	NA	NA	NA	NA	NA	NA	NA	NA	NA	NA	NA	NA	NA	NA	NA	NA	NA	NA	NA	NA	NA	NA	NA	NA	NA	NA	NA	NA	NA	NA	NA	NA
4-Methyl-2-Pentanone (MIBK)	µg/L	5,200	NA	NA	NA	NA	NA	NA	NA	NA	NA	NA	NA	NA	NA	NA	NA	NA	NA	NA	NA	NA	NA	NA	NA	NA	NA	NA	NA	NA	NA	NA	NA	NA	NA	NA	NA
Acetone	µg/L	2,100	NA	NA	NA	NA	NA	NA	NA	NA	NA	NA	NA	NA	NA	NA	NA	NA	NA	NA	NA	NA	NA	NA	NA	NA	NA	NA	NA	NA	NA	NA	NA	NA	NA	NA	NA
Benzene	µg/L	5.0	NA	NA	NA	NA	NA	NA	NA	NA	NA	NA	NA	NA	NA	NA	NA	NA	NA	NA	NA	NA	NA	NA	NA	NA	NA	NA	NA	NA	NA	NA	NA	NA	NA	NA	NA
Bromodichloromethane	µg/L	80	NA	NA	NA	NA	NA	NA	NA	NA	NA	NA	NA	NA	NA	NA	NA	NA	NA	NA	NA	NA	NA	NA	NA	NA	NA	NA	NA	NA	NA	NA	NA	NA	NA	NA	NA
Bromoform	µg/L	80	NA	NA	NA	NA	NA	NA	NA	NA	NA	NA	NA	NA	NA	NA	NA	NA	NA	NA	NA	NA	NA	NA	NA	NA	NA	NA	NA	NA	NA	NA	NA	NA	NA	NA	NA
Bromomethane	µg/L	29	NA	NA	NA	NA	NA	NA	NA	NA	NA	NA	NA	NA	NA	NA	NA	NA	NA	NA	NA	NA	NA	NA	NA	NA	NA	NA	NA	NA	NA	NA	NA	NA	NA	NA	NA
Carbon Disulfide	µg/L	2,300	NA	NA	NA	NA	NA	NA	NA	NA	NA	NA	NA	NA	NA	NA	NA	NA	NA	NA	NA	NA	NA	NA	NA	NA	NA	NA	NA	NA	NA	NA	NA	NA	NA	NA	NA
Carbon Tetrachloride	µg/L	5.0	NA	NA	NA	NA	NA	NA	NA	NA	NA	NA	NA	NA	NA	NA	NA	NA	NA	NA	NA	NA	NA	NA	NA	NA	NA	NA	NA	NA	NA	NA	NA	NA	NA	NA	NA
Trichlorofluoromethane (CFC-11)	µg/L	7,300	NA	NA	NA	NA	NA	NA	NA	NA	NA	NA	NA	NA	NA	NA	NA	NA	NA	NA	NA	NA	NA	NA	NA	NA	NA	NA	NA	NA	NA	NA	NA	NA	NA	NA	NA
Dichlorodifluoromethane (CFC-12)	µg/L	4,800	NA	NA	NA	NA	NA	NA	NA	NA	NA	NA	NA	NA	NA	NA	NA	NA	NA	NA	NA	NA	NA	NA	NA	NA	NA	NA	NA	NA	NA	NA	NA	NA	NA	NA	NA
Chlorobenzene	µg/L	100	NA	NA	NA	NA	NA	NA	NA	NA	NA	NA	NA	NA	NA	NA	NA	NA	NA	NA	NA	NA	NA	NA	NA	NA	NA	NA	NA	NA	NA	NA	NA	NA	NA	NA	NA
Chlorodibromomethane	µg/L	80	NA	NA	NA	NA	NA	NA	NA	NA	NA	NA	NA	NA	NA	NA	NA	NA	NA	NA	NA	NA	NA	NA	NA	NA	NA	NA	NA	NA	NA	NA	NA	NA	NA	NA	NA
Chloroethane	µg/L	1,700	NA	NA	NA	NA	NA	NA	NA	NA	NA	NA	NA	NA	NA	NA	NA	NA	NA	NA	NA	NA	NA	NA	NA	NA	NA	NA	NA	NA	NA	NA	NA	NA	NA	NA	NA
Chloroform	µg/L	80	NA	NA	NA	NA	NA	NA	NA	NA	NA	NA	NA	NA	NA	NA	NA	NA	NA	NA	NA	NA	NA	NA	NA	NA	NA	NA	NA	NA	NA	NA	NA	NA	NA	NA	NA
Chloromethane	µg/L	1,100	NA	NA	NA	NA	NA	NA	NA	NA	NA	NA	NA	NA	NA	NA	NA	NA	NA	NA	NA	NA	NA	NA	NA	NA	NA	NA	NA	NA	NA	NA	NA	NA	NA	NA	NA
cis-1,2-Dichloroethene	µg/L	70	**120**	**82 J**	**110**	< 180	**120**	**120**	**210**	**250**	**320**	**310**	**350**	**330**	68	51	**72**	**85**	64	67	10	14	28	31	17	21	< 1.0	< 1.0	< 1.0	< 1.0	< 1.0	< 1.0	< 1.0	< 1.0	< 1.0	< 1.0	< 1.0
cis-1,3-Dichloropropene	µg/L	NS	NA	NA	NA	NA	NA	NA	NA	NA	NA	NA	NA	NA	NA	NA	NA	NA	NA	NA	NA	NA	NA	NA	NA	NA	NA	NA	NA	NA	NA	NA	NA	NA	NA	NA	NA
Cyclohexane	µg/L	NS	NA	NA	NA	NA	NA	NA	NA	NA	NA	NA	NA	NA	NA	NA	NA	NA	NA	NA	NA	NA	NA	NA	NA	NA	NA	NA	NA	NA	NA	NA	NA	NA	NA	NA	NA
Dichloromethane	µg/L	5.0	NA	NA	NA	NA	NA	NA	NA	NA	NA	NA	NA	NA	NA	NA	NA	NA	NA	NA	NA	NA	NA	NA	NA	NA	NA	NA	NA	NA	NA	NA	NA	NA	NA	NA	NA
Diethyl ether	µg/L	10	NA	NA	NA	NA	NA	NA	NA	NA	NA	NA	NA	NA	NA	NA	NA	NA	NA	NA	NA	NA	NA	NA	NA	NA	NA	NA	NA	NA	NA	NA	NA	NA	NA	NA	NA
Ethylbenzene	µg/L	74	NA	NA	NA	NA	NA	NA	NA	NA	NA	NA	NA	NA	NA	NA	NA	NA	NA	NA	NA	NA	NA	NA	NA	NA	NA	NA	NA	NA	NA	NA	NA	NA	NA	NA	NA
Isopropylbenzene	µg/L	2,300	NA	NA	NA	NA	NA	NA	NA	NA	NA	NA	NA	NA	NA	NA	NA	NA	NA	NA	NA	NA	NA	NA	NA	NA	NA	NA	NA	NA	NA	NA	NA	NA	NA	NA	NA
Methyl Acetate	µg/L	NS	NA	NA	NA	NA	NA	NA	NA	NA	NA	NA	NA	NA	NA	NA	NA	NA	NA	NA	NA	NA	NA	NA	NA	NA	NA	NA	NA	NA	NA	NA	NA	NA	NA	NA	NA
Methyl N-Butyl Ketone (2-Hexanone)	µg/L	2,900	NA	NA	NA	NA	NA	NA	NA	NA	NA	NA	NA	NA	NA	NA	NA	NA	NA	NA	NA	NA	NA	NA	NA	NA	NA	NA	NA	NA	NA	NA	NA	NA	NA	NA	NA
Methylcyclohexane	µg/L	NS	NA	NA	NA	NA	NA	NA	NA	NA	NA	NA	NA	NA	NA	NA	NA	NA	NA	NA	NA	NA	NA	NA	NA	NA	NA	NA	NA	NA	NA	NA	NA	NA	NA	NA	NA

See Notes on Last Page.

Table 2
On-Site Groundwater Analytical Results
Ford Livonia Transmission Plant
36200 Plymouth Road
Livonia, Michigan

Location:		EGLE Non-Residential Drinking Water Criteria	MW-195S						MW-196						MW-196S						MW-197S						MW-198						MW-198S					
Screen Interval (ft. bgs):			2-7						12-17						2-7						3-8						12-17						2.5-7.5					
Date:	Unit		11/20/2019	2/10/2020	8/13/2020	11/16/2020	2/18/2021	5/18/2021	11/20/2019	2/11/2020	8/13/2020	11/16/2020	2/17/2021	5/17/2021	11/20/2019	2/11/2020	8/14/2020	11/16/2020	2/17/2021	5/17/2021	11/25/2019	2/11/2020	8/19/2020	11/18/2020	3/1/2021	5/11/2021	11/25/2019	2/12/2020	8/19/2020	11/17/2020	2/19/2021	5/11/2021	11/20/2019	2/12/2020	8/19/2020	11/17/2020	2/18/2021	5/11/2021
Methyl-tert-butyl ether	µg/L	40	NA	NA	NA	NA	NA	NA	NA	NA	NA	NA	NA	NA	NA	NA	NA	NA	NA	NA	NA	NA	NA	NA	NA	NA	NA	NA	NA	NA	NA	NA	NA	NA	NA	NA	NA	NA
Naphthalene	µg/L	1,500	NA	NA	NA	NA	NA	NA	NA	NA	NA	NA	NA	NA	NA	NA	NA	NA	NA	NA	NA	NA	NA	NA	NA	NA	NA	NA	NA	NA	NA	NA	NA	NA	NA	NA	NA	NA
Styrene (Monomer)	µg/L	100	NA	NA	NA	NA	NA	NA	NA	NA	NA	NA	NA	NA	NA	NA	NA	NA	NA	NA	NA	NA	NA	NA	NA	NA	NA	NA	NA	NA	NA	NA	NA	NA	NA	NA	NA	NA
Tetrachloroethene	µg/L	5.0	< 10	< 100	< 100	< 100	< 100	< 50	< 2.0	< 25	< 25	< 25	< 25	< 13	< 1.0	< 1.0	< 4.0	< 4.0	< 4.0	< 2.0	< 1.0	< 1.0	< 5.0	< 5.0	< 5.0	< 5.0	< 1.0	< 1.0	< 1.0	< 1.0	< 1.0	< 1.0	< 1.0	< 1.0	< 1.0	< 1.0	< 1.0	< 1.0
Toluene	µg/L	790	NA	NA	NA	NA	NA	NA	NA	NA	NA	NA	NA	NA	NA	NA	NA	NA	NA	NA	NA	NA	NA	NA	NA	NA	NA	NA	NA	NA	NA	NA	NA	NA	NA	NA	NA	NA
Total Xylenes	µg/L	280	NA	NA	NA	NA	NA	NA	NA	NA	NA	NA	NA	NA	NA	NA	NA	NA	NA	NA	NA	NA	NA	NA	NA	NA	NA	NA	NA	NA	NA	NA	NA	NA	NA	NA	NA	NA
trans-1,2-Dichloroethene	µg/L	100	**150**	100	**170**	**140**	**160**	**170**	55	65	94	94	**120**	**92**	1.7	1.3	2.1 J	1.9 J	1.3 J	1.8 J	0.43 J	0.89 J	< 5.0	1.6 J	0.97 J	1.1 J	< 1.0	< 1.0	< 1.0	< 1.0	< 1.0	< 1.0	< 1.0	< 1.0	< 1.0	< 1.0	< 1.0	< 1.0
trans-1,3-Dichloropropene	µg/L	NS	NA	NA	NA	NA	NA	NA	NA	NA	NA	NA	NA	NA	NA	NA	NA	NA	NA	NA	NA	NA	NA	NA	NA	NA	NA	NA	NA	NA	NA	NA	NA	NA	NA	NA	NA	NA
Trichloroethene	µg/L	5.0	**3,400**	**2,300**	**3,900**	**2,400**	**3,500**	**3,200**	**490**	**520**	**490**	**610**	**470**	**400**	**78**	**39**	**170**	**34**	**88**	**90**	**14**	**31**	**92**	**93**	**58**	**66**	< 1.0	< 1.0	< 1.0	< 1.0	< 1.0	< 1.0	0.43 J	0.27 J	0.69 J	0.67 J	0.46 J	0.33 J
Vinyl chloride	µg/L	2.0	**16**	< 100	< 100	< 100	< 100	13 J	< 2.0	< 25	< 25	< 25	< 25	< 13	< 1.0	< 1.0	< 4.0	< 4.0	< 4.0	< 2.0	**2.1**	**2.2**	< 5.0	**2.5 J**	1.6 J	**3.6 J**	< 1.0	< 1.0	< 1.0	< 1.0	< 1.0	< 1.0	< 1.0	< 1.0	< 1.0	< 1.0	< 1.0	< 1.0
Gases																																						
Ethane	µg/L	NS	NA	NA	NA	NA	NA	NA	NA	NA	NA	NA	NA	NA	NA	NA	NA	NA	NA	NA	NA	NA	NA	NA	NA	NA	NA	NA	NA	NA	NA	NA	NA	NA	NA	NA	NA	NA
Ethene	µg/L	NS	NA	NA	NA	NA	NA	NA	NA	NA	NA	NA	NA	NA	NA	NA	NA	NA	NA	NA	NA	NA	NA	NA	NA	NA	NA	NA	NA	NA	NA	NA	NA	NA	NA	NA	NA	NA
Methane	µg/L	NS	NA	NA	NA	NA	NA	NA	NA	NA	NA	NA	NA	NA	NA	NA	NA	NA	NA	NA	NA	NA	NA	NA	NA	NA	NA	NA	NA	NA	NA	NA	NA	NA	NA	NA	NA	NA
Other																																						
Carbon	mg/L	NS	NA	NA	NA	NA	NA	NA	NA	NA	NA	NA	NA	NA	NA	NA	NA	NA	NA	NA	NA	NA	NA	NA	NA	NA	NA	NA	NA	NA	NA	NA	NA	NA	NA	NA	NA	NA
Nitrate-N	mg/L	10	NA	NA	NA	NA	NA	NA	NA	NA	NA	NA	NA	NA	NA	NA	NA	NA	NA	NA	NA	NA	NA	NA	NA	NA	NA	NA	NA	NA	NA	NA	NA	NA	NA	NA	NA	NA
Sulfate	mg/L	250	NA	NA	NA	NA	NA	NA	NA	NA	NA	NA	NA	NA	NA	NA	NA	NA	NA	NA	NA	NA	NA	NA	NA	NA	NA	NA	NA	NA	NA	NA	NA	NA	NA	NA	NA	NA
Total Organic Carbon	mg/L	NS	NA	NA	NA	NA	NA	NA	NA	NA	NA	NA	NA	NA	NA	NA	NA	NA	NA	NA	NA	NA	NA	NA	NA	NA	NA	NA	NA	NA	NA	NA	NA	NA	NA	NA	NA	NA
Metals																																						
Iron, Dissolved	µg/L	300	NA	NA	NA	NA	NA	NA	NA	NA	NA	NA	NA	NA	NA	NA	NA	NA	NA	NA	NA	NA	NA	NA	NA	NA	NA	NA	NA	NA	NA	NA	NA	NA	NA	NA	NA	NA
Iron	µg/L	300	NA	NA	NA	NA	NA	NA	NA	NA	NA	NA	NA	NA	NA	NA	NA	NA	NA	NA	NA	NA	NA	NA	NA	NA	NA	NA	NA	NA	NA	NA	NA	NA	NA	NA	NA	NA
Manganese, Dissolved	µg/L	50	NA	NA	NA	NA	NA	NA	NA	NA	NA	NA	NA	NA	NA	NA	NA	NA	NA	NA	NA	NA	NA	NA	NA	NA	NA	NA	NA	NA	NA	NA	NA	NA	NA	NA	NA	NA
Manganese	µg/L	50	NA	NA	NA	NA	NA	NA	NA	NA	NA	NA	NA	NA	NA	NA	NA	NA	NA	NA	NA	NA	NA	NA	NA	NA	NA	NA	NA	NA	NA	NA	NA	NA	NA	NA	NA	NA

See Notes on Last Page.

Table 2
On-Site Groundwater Analytical Results
Ford Livonia Transmission Plant
36200 Plymouth Road
Livonia, Michigan

Location:		EGLE Non-Residential Drinking Water Criteria	MW-199S						MW-200						MW-200S							MW-201						MW-201S						MW-208S					
Screen Interval (ft. bgs):			2-7						15-20						5-10							17-22						3.5-8.5						9-14					
Date:	Unit		11/25/2019	2/12/2020	8/19/2020	11/18/2020	3/1/2021	5/21/2021	11/21/2019	2/12/2020	8/24/2020	11/19/2020	2/26/2021	5/10/2021	11/21/2019	2/12/2020	8/18/2020*	8/24/2020	11/19/2020	2/26/2021	5/10/2021	11/19/2019	2/13/2020	8/20/2020	11/19/2020	2/25/2021	5/17/2021	11/19/2019	2/10/2020	8/20/2020	11/19/2020	2/25/2021	5/17/2021	2/8/2020	5/30/2020	8/15/2020	11/14/2020	2/13/2021	5/15/2021
Semi-volatile Organic Compounds (SVOCs)																																						
1,4-Dioxane	µg/L	350	2.6	2.9	3.7	1.6 J	< 2.0	< 4.0	< 2.0	< 2.0	< 2.0	< 2.0	< 2.0	< 2.0	< 2.0	< 2.0	< 2.0	< 2.0	< 2.0	< 2.0	< 2.0	< 2.0	< 2.0	< 2.0	< 2.0	< 2.0	< 2.0	< 2.0	< 2.0	< 2.0	< 2.0	< 2.0	< 2.0	< 2.0	< 2.0	< 2.0	< 2.0	< 2.0
Volatile Organic Compounds (VOCs)																																						
1,1,1-Trichloroethane	µg/L	200	NA	NA	NA	NA	NA	NA	NA	NA	NA	NA	NA	NA	NA	NA	NA	NA	NA	NA	NA	NA	NA	NA	NA	NA	NA	NA	NA	NA	NA	NA	NA	NA	NA	NA	NA	NA
1,1,2,2-Tetrachloroethane	µg/L	35	NA	NA	NA	NA	NA	NA	NA	NA	NA	NA	NA	NA	NA	NA	NA	NA	NA	NA	NA	NA	NA	NA	NA	NA	NA	NA	NA	NA	NA	NA	NA	NA	NA	NA	NA	NA
1,1,2-trichloro-1,2,2-trifluoroethane	µg/L	170,000	NA	NA	NA	NA	NA	NA	NA	NA	NA	NA	NA	NA	NA	NA	NA	NA	NA	NA	NA	NA	NA	NA	NA	NA	NA	NA	NA	NA	NA	NA	NA	NA	NA	NA	NA	NA
1,1,2-Trichloroethane	µg/L	5.0	NA	NA	NA	NA	NA	NA	NA	NA	NA	NA	NA	NA	NA	NA	NA	NA	NA	NA	NA	NA	NA	NA	NA	NA	NA	NA	NA	NA	NA	NA	NA	NA	NA	NA	NA	NA
1,1-Dichloroethane	µg/L	2,500	NA	NA	NA	NA	NA	NA	NA	NA	NA	NA	NA	NA	NA	NA	NA	NA	NA	NA	NA	NA	NA	NA	NA	NA	NA	NA	NA	NA	NA	NA	NA	NA	NA	NA	NA	NA
1,1-Dichloroethene	µg/L	7.0	< 1.0	< 1.0	< 1.0	< 1.0 J	< 1.0	< 1.0	< 1.0	< 1.0	< 1.0	< 1.0	< 1.0	< 1.0	< 1.0	< 1.0	< 1.0	< 1.0	< 1.0	< 1.0	< 1.0	< 1.0	< 1.0	< 1.0	< 1.0	< 1.0	< 1.0	< 1.0	< 5.0	< 1.0	< 1.0	< 5.0	< 5.0	< 1.0	< 1.0	< 1.0	< 1.0	< 1.0	< 1.0
1,2,3-Trimethylbenzene	µg/L	NS	NA	NA	NA	NA	NA	NA	NA	NA	NA	NA	NA	NA	NA	NA	NA	NA	NA	NA	NA	NA	NA	NA	NA	NA	NA	NA	NA	NA	NA	NA	NA	NA	NA	NA	NA	NA
1,2,4-Trichlorobenzene	µg/L	70	NA	NA	NA	NA	NA	NA	NA	NA	NA	NA	NA	NA	NA	NA	NA	NA	NA	NA	NA	NA	NA	NA	NA	NA	NA	NA	NA	NA	NA	NA	NA	NA	NA	NA	NA	NA
1,2,4-Trimethylbenzene	µg/L	63	NA	NA	NA	NA	NA	NA	NA	NA	NA	NA	NA	NA	NA	NA	NA	NA	NA	NA	NA	NA	NA	NA	NA	NA	NA	NA	NA	NA	NA	NA	NA	NA	NA	NA	NA	NA
1,2-Dibromo-3-chloropropane	µg/L	0.2	NA	NA	NA	NA	NA	NA	NA	NA	NA	NA	NA	NA	NA	NA	NA	NA	NA	NA	NA	NA	NA	NA	NA	NA	NA	NA	NA	NA	NA	NA	NA	NA	NA	NA	NA	NA
1,2-Dibromoethane	µg/L	0.05	NA	NA	NA	NA	NA	NA	NA	NA	NA	NA	NA	NA	NA	NA	NA	NA	NA	NA	NA	NA	NA	NA	NA	NA	NA	NA	NA	NA	NA	NA	NA	NA	NA	NA	NA	NA
1,2-Dichlorobenzene	µg/L	600	NA	NA	NA	NA	NA	NA	NA	NA	NA	NA	NA	NA	NA	NA	NA	NA	NA	NA	NA	NA	NA	NA	NA	NA	NA	NA	NA	NA	NA	NA	NA	NA	NA	NA	NA	NA
1,2-Dichloroethane	µg/L	5.0	NA	NA	NA	NA	NA	NA	NA	NA	NA	NA	NA	NA	NA	NA	NA	NA	NA	NA	NA	NA	NA	NA	NA	NA	NA	NA	NA	NA	NA	NA	NA	NA	NA	NA	NA	NA
1,2-Dichloropropane	µg/L	5.0	NA	NA	NA	NA	NA	NA	NA	NA	NA	NA	NA	NA	NA	NA	NA	NA	NA	NA	NA	NA	NA	NA	NA	NA	NA	NA	NA	NA	NA	NA	NA	NA	NA	NA	NA	NA
1,3,5-Trimethylbenzene	µg/L	72	NA	NA	NA	NA	NA	NA	NA	NA	NA	NA	NA	NA	NA	NA	NA	NA	NA	NA	NA	NA	NA	NA	NA	NA	NA	NA	NA	NA	NA	NA	NA	NA	NA	NA	NA	NA
1,3-Dichlorobenzene	µg/L	19	NA	NA	NA	NA	NA	NA	NA	NA	NA	NA	NA	NA	NA	NA	NA	NA	NA	NA	NA	NA	NA	NA	NA	NA	NA	NA	NA	NA	NA	NA	NA	NA	NA	NA	NA	NA
1,4-Dichlorobenzene	µg/L	75	NA	NA	NA	NA	NA	NA	NA	NA	NA	NA	NA	NA	NA	NA	NA	NA	NA	NA	NA	NA	NA	NA	NA	NA	NA	NA	NA	NA	NA	NA	NA	NA	NA	NA	NA	NA
2-Butanone (MEK)	µg/L	38,000	NA	NA	NA	NA	NA	NA	NA	NA	NA	NA	NA	NA	NA	NA	NA	NA	NA	NA	NA	NA	NA	NA	NA	NA	NA	NA	NA	NA	NA	NA	NA	NA	NA	NA	NA	NA
2-Methylnaphthalene	µg/L	750	NA	NA	NA	NA	NA	NA	NA	NA	NA	NA	NA	NA	NA	NA	NA	NA	NA	NA	NA	NA	NA	NA	NA	NA	NA	NA	NA	NA	NA	NA	NA	NA	NA	NA	NA	NA
4-Methyl-2-Pentanone (MIBK)	µg/L	5,200	NA	NA	NA	NA	NA	NA	NA	NA	NA	NA	NA	NA	NA	NA	NA	NA	NA	NA	NA	NA	NA	NA	NA	NA	NA	NA	NA	NA	NA	NA	NA	NA	NA	NA	NA	NA
Acetone	µg/L	2,100	NA	NA	NA	NA	NA	NA	NA	NA	NA	NA	NA	NA	NA	NA	NA	NA	NA	NA	NA	NA	NA	NA	NA	NA	NA	NA	NA	NA	NA	NA	NA	NA	NA	NA	NA	NA
Benzene	µg/L	5.0	NA	NA	NA	NA	NA	NA	NA	NA	NA	NA	NA	NA	NA	NA	NA	NA	NA	NA	NA	NA	NA	NA	NA	NA	NA	NA	NA	NA	NA	NA	NA	NA	NA	NA	NA	NA
Bromodichloromethane	µg/L	80	NA	NA	NA	NA	NA	NA	NA	NA	NA	NA	NA	NA	NA	NA	NA	NA	NA	NA	NA	NA	NA	NA	NA	NA	NA	NA	NA	NA	NA	NA	NA	NA	NA	NA	NA	NA
Bromoform	µg/L	80	NA	NA	NA	NA	NA	NA	NA	NA	NA	NA	NA	NA	NA	NA	NA	NA	NA	NA	NA	NA	NA	NA	NA	NA	NA	NA	NA	NA	NA	NA	NA	NA	NA	NA	NA	NA
Bromomethane	µg/L	29	NA	NA	NA	NA	NA	NA	NA	NA	NA	NA	NA	NA	NA	NA	NA	NA	NA	NA	NA	NA	NA	NA	NA	NA	NA	NA	NA	NA	NA	NA	NA	NA	NA	NA	NA	NA
Carbon Disulfide	µg/L	2,300	NA	NA	NA	NA	NA	NA	NA	NA	NA	NA	NA	NA	NA	NA	NA	NA	NA	NA	NA	NA	NA	NA	NA	NA	NA	NA	NA	NA	NA	NA	NA	NA	NA	NA	NA	NA
Carbon Tetrachloride	µg/L	5.0	NA	NA	NA	NA	NA	NA	NA	NA	NA	NA	NA	NA	NA	NA	NA	NA	NA	NA	NA	NA	NA	NA	NA	NA	NA	NA	NA	NA	NA	NA	NA	NA	NA	NA	NA	NA
Trichlorofluoromethane (CFC-11)	µg/L	7,300	NA	NA	NA	NA	NA	NA	NA	NA	NA	NA	NA	NA	NA	NA	NA	NA	NA	NA	NA	NA	NA	NA	NA	NA	NA	NA	NA	NA	NA	NA	NA	NA	NA	NA	NA	NA
Dichlorodifluoromethane (CFC-12)	µg/L	4,800	NA	NA	NA	NA	NA	NA	NA	NA	NA	NA	NA	NA	NA	NA	NA	NA	NA	NA	NA	NA	NA	NA	NA	NA	NA	NA	NA	NA	NA	NA	NA	NA	NA	NA	NA	NA
Chlorobenzene	µg/L	100	NA	NA	NA	NA	NA	NA	NA	NA	NA	NA	NA	NA	NA	NA	NA	NA	NA	NA	NA	NA	NA	NA	NA	NA	NA	NA	NA	NA	NA	NA	NA	NA	NA	NA	NA	NA
Chlorodibromomethane	µg/L	80	NA	NA	NA	NA	NA	NA	NA	NA	NA	NA	NA	NA	NA	NA	NA	NA	NA	NA	NA	NA	NA	NA	NA	NA	NA	NA	NA	NA	NA	NA	NA	NA	NA	NA	NA	NA
Chloroethane	µg/L	1,700	NA	NA	NA	NA	NA	NA	NA	NA	NA	NA	NA	NA	NA	NA	NA	NA	NA	NA	NA	NA	NA	NA	NA	NA	NA	NA	NA	NA	NA	NA	NA	NA	NA	NA	NA	NA
Chloroform	µg/L	80	NA	NA	NA	NA	NA	NA	NA	NA	NA	NA	NA	NA	NA	NA	NA	NA	NA	NA	NA	NA	NA	NA	NA	NA	NA	NA	NA	NA	NA	NA	NA	NA	NA	NA	NA	NA
Chloromethane	µg/L	1,100	NA	NA	NA	NA	NA	NA	NA	NA	NA	NA	NA	NA	NA	NA	NA	NA	NA	NA	NA	NA	NA	NA	NA	NA	NA	NA	NA	NA	NA	NA	NA	NA	NA	NA	NA	NA
cis-1,2-Dichloroethene	µg/L	70	< 1.0	< 1.0	< 1.0	0.19 J	< 1.0	0.19 J	< 1.0	< 1.0	< 1.0	< 1.0	< 1.0	< 1.0	< 1.0	< 1.0	< 1.0	< 1.0	< 1.0	< 1.0	< 1.0	< 1.0	< 1.0	< 1.0	0.19 J	< 1.0	< 1.0	< 1.0	< 5.0	< 1.0	< 1.0	< 5.0	< 5.0	< 1.0	< 1.0	< 1.0	< 1.0	< 1.0	< 1.0
cis-1,3-Dichloropropene	µg/L	NS	NA	NA	NA	NA	NA	NA	NA	NA	NA	NA	NA	NA	NA	NA	NA	NA	NA	NA	NA	NA	NA	NA	NA	NA	NA	NA	NA	NA	NA	NA	NA	NA	NA	NA	NA	NA
Cyclohexane	µg/L	NS	NA	NA	NA	NA	NA	NA	NA	NA	NA	NA	NA	NA	NA	NA	NA	NA	NA	NA	NA	NA	NA	NA	NA	NA	NA	NA	NA	NA	NA	NA	NA	NA	NA	NA	NA	NA
Dichloromethane	µg/L	5.0	NA	NA	NA	NA	NA	NA	NA	NA	NA	NA	NA	NA	NA	NA	NA	NA	NA	NA	NA	NA	NA	NA	NA	NA	NA	NA	NA	NA	NA	NA	NA	NA	NA	NA	NA	NA
Diethyl ether	µg/L	10	NA	NA	NA	NA	NA	NA	NA	NA	NA	NA	NA	NA	NA	NA	NA	NA	NA	NA	NA	NA	NA	NA	NA	NA	NA	NA	NA	NA	NA	NA	NA	NA	NA	NA	NA	NA
Ethylbenzene	µg/L	74	NA	NA	NA	NA	NA	NA	NA	NA	NA	NA	NA	NA	NA	NA	NA	NA	NA	NA	NA	NA	NA	NA	NA	NA	NA	NA	NA	NA	NA	NA	NA	NA	NA	NA	NA	NA
Isopropylbenzene	µg/L	2,300	NA	NA	NA	NA	NA	NA	NA	NA	NA	NA	NA	NA	NA	NA	NA	NA	NA	NA	NA	NA	NA	NA	NA	NA	NA	NA	NA	NA	NA	NA	NA	NA	NA	NA	NA	NA
Methyl Acetate	µg/L	NS	NA	NA	NA	NA	NA	NA	NA	NA	NA	NA	NA	NA	NA	NA	NA	NA	NA	NA	NA	NA	NA	NA	NA	NA	NA	NA	NA	NA	NA	NA	NA	NA	NA	NA	NA	NA
Methyl N-Butyl Ketone (2-Hexanone)	µg/L	2,900	NA	NA	NA	NA	NA	NA	NA	NA	NA	NA	NA	NA	NA	NA	NA	NA	NA	NA	NA	NA	NA	NA	NA	NA	NA	NA	NA	NA	NA	NA	NA	NA	NA	NA	NA	NA
Methylcyclohexane	µg/L	NS	NA	NA	NA	NA	NA	NA	NA	NA	NA	NA	NA	NA	NA	NA	NA	NA	NA	NA	NA	NA	NA	NA	NA	NA	NA	NA	NA	NA	NA	NA	NA	NA	NA	NA	NA	NA

See Notes on Last Page.

Table 2
On-Site Groundwater Analytical Results
Ford Livonia Transmission Plant
36200 Plymouth Road
Livonia, Michigan

ARCADIS

Location:		EGLE Non-Residential Drinking Water Criteria	MW-199S						MW-200						MW-200S							MW-201						MW-201S						MW-208S					
Screen Interval (ft. bgs):			2-7						15-20						5-10							17-22						3.5-8.5						9-14					
Date:	Unit		11/25/2019	2/12/2020	8/19/2020	11/18/2020	3/1/2021	5/21/2021	11/21/2019	2/12/2020	8/24/2020	11/19/2020	2/26/2021	5/10/2021	11/21/2019	2/12/2020	8/18/2020*	8/24/2020	11/19/2020	2/26/2021	5/10/2021	11/19/2019	2/13/2020	8/20/2020	11/19/2020	2/25/2021	5/17/2021	11/19/2019	2/10/2020	8/20/2020	11/19/2020	2/25/2021	5/17/2021	2/8/2020	5/30/2020	8/15/2020	11/14/2020	2/13/2021	5/15/2021
Methyl-tert-butyl ether	µg/L	40	NA	NA	NA	NA	NA	NA	NA	NA	NA	NA	NA	NA	NA	NA	NA	NA	NA	NA	NA	NA	NA	NA	NA	NA	NA	NA	NA	NA	NA	NA	NA	NA	NA	NA	NA	NA
Naphthalene	µg/L	1,500	NA	NA	NA	NA	NA	NA	NA	NA	NA	NA	NA	NA	NA	NA	NA	NA	NA	NA	NA	NA	NA	NA	NA	NA	NA	NA	NA	NA	NA	NA	NA	NA	NA	NA	NA	NA
Styrene (Monomer)	µg/L	100	NA	NA	NA	NA	NA	NA	NA	NA	NA	NA	NA	NA	NA	NA	NA	NA	NA	NA	NA	NA	NA	NA	NA	NA	NA	NA	NA	NA	NA	NA	NA	NA	NA	NA	NA	NA
Tetrachloroethene	µg/L	5.0	< 1.0	< 1.0	< 1.0	< 1.0	< 1.0	< 1.0	< 1.0	< 1.0	< 1.0	< 1.0	< 1.0	< 1.0	< 1.0	< 1.0	< 1.0	< 1.0	< 1.0	< 1.0	< 1.0	< 1.0	< 1.0	< 1.0	< 1.0	< 1.0	< 1.0	< 1.0	< 5.0	< 1.0	< 1.0	< 5.0	< 5.0	< 1.0	< 1.0	< 1.0	< 1.0	< 1.0	< 1.0
Toluene	µg/L	790	NA	NA	NA	NA	NA	NA	NA	NA	NA	NA	NA	NA	NA	NA	NA	NA	NA	NA	NA	NA	NA	NA	NA	NA	NA	NA	NA	NA	NA	NA	NA	NA	NA	NA	NA	NA	NA
Total Xylenes	µg/L	280	NA	NA	NA	NA	NA	NA	NA	NA	NA	NA	NA	NA	NA	NA	NA	NA	NA	NA	NA	NA	NA	NA	NA	NA	NA	NA	NA	NA	NA	NA	NA	NA	NA	NA	NA	NA	NA
trans-1,2-Dichloroethene	µg/L	100	< 1.0	< 1.0	< 1.0	< 1.0	< 1.0	< 1.0	< 1.0	< 1.0	< 1.0	< 1.0	< 1.0	< 1.0	< 1.0	< 1.0	< 1.0	< 1.0	< 1.0	< 1.0	< 1.0	< 1.0	< 1.0	< 1.0	< 1.0	< 1.0	< 1.0	< 1.0	< 5.0	< 1.0	0.19 J	< 5.0	< 5.0	< 1.0	< 1.0	< 1.0	< 1.0	< 1.0	< 1.0
trans-1,3-Dichloropropene	µg/L	NS	NA	NA	NA	NA	NA	NA	NA	NA	NA	NA	NA	NA	NA	NA	NA	NA	NA	NA	NA	NA	NA	NA	NA	NA	NA	NA	NA	NA	NA	NA	NA	NA	NA	NA	NA	NA	NA
Trichloroethene	µg/L	5.0	< 1.0	< 1.0	< 1.0	< 1.0	< 1.0	< 1.0	< 1.0	< 1.0	< 1.0	< 1.0	< 1.0	< 1.0	< 1.0	< 1.0	< 1.0	< 1.0	< 1.0	< 1.0	< 1.0	< 1.0	< 1.0	< 1.0	< 1.0	< 1.0	< 1.0	< 1.0	< 5.0	< 1.0	0.18 J	< 5.0	< 5.0	< 1.0	< 1.0	< 1.0	< 1.0	< 1.0	< 1.0
Vinyl chloride	µg/L	2.0	0.33 J	0.32 J	< 1.0	0.23 J	0.43 J	0.41 J	< 1.0	< 1.0	< 1.0	< 1.0	< 1.0	< 1.0	< 1.0	< 1.0	< 1.0	< 1.0	< 1.0	< 1.0	< 1.0	< 1.0	< 1.0	< 1.0	< 1.0	< 1.0	< 1.0	< 1.0	< 5.0	< 1.0	< 1.0	< 5.0	< 5.0	< 1.0	< 1.0	< 1.0	< 1.0	< 1.0	< 1.0
Gases																																							
Ethane	µg/L	NS	NA	NA	NA	NA	NA	NA	NA	NA	NA	NA	NA	NA	NA	NA	NA	NA	NA	NA	NA	NA	NA	NA	NA	NA	NA	NA	NA	NA	NA	NA	NA	NA	NA	NA	NA	NA	NA
Ethene	µg/L	NS	NA	NA	NA	NA	NA	NA	NA	NA	NA	NA	NA	NA	NA	NA	NA	NA	NA	NA	NA	NA	NA	NA	NA	NA	NA	NA	NA	NA	NA	NA	NA	NA	NA	NA	NA	NA	NA
Methane	µg/L	NS	NA	NA	NA	NA	NA	NA	NA	NA	NA	NA	NA	NA	NA	NA	NA	NA	NA	NA	NA	NA	NA	NA	NA	NA	NA	NA	NA	NA	NA	NA	NA	NA	NA	NA	NA	NA	NA
Other																																							
Carbon	mg/L	NS	NA	NA	NA	NA	NA	NA	NA	NA	NA	NA	NA	NA	NA	NA	NA	NA	NA	NA	NA	NA	NA	NA	NA	NA	NA	NA	NA	NA	NA	NA	NA	NA	NA	NA	NA	NA	NA
Nitrate-N	mg/L	10	NA	NA	NA	NA	NA	NA	NA	NA	NA	NA	NA	NA	NA	NA	NA	NA	NA	NA	NA	NA	NA	NA	NA	NA	NA	NA	NA	NA	NA	NA	NA	NA	NA	NA	NA	NA	NA
Sulfate	mg/L	250	NA	NA	NA	NA	NA	NA	NA	NA	NA	NA	NA	NA	NA	NA	NA	NA	NA	NA	NA	NA	NA	NA	NA	NA	NA	NA	NA	NA	NA	NA	NA	NA	NA	NA	NA	NA	NA
Total Organic Carbon	mg/L	NS	NA	NA	NA	NA	NA	NA	NA	NA	NA	NA	NA	NA	NA	NA	NA	NA	NA	NA	NA	NA	NA	NA	NA	NA	NA	NA	NA	NA	NA	NA	NA	NA	NA	NA	NA	NA	NA
Metals																																							
Iron, Dissolved	µg/L	300	NA	NA	NA	NA	NA	NA	NA	NA	NA	NA	NA	NA	NA	NA	NA	NA	NA	NA	NA	NA	NA	NA	NA	NA	NA	NA	NA	NA	NA	NA	NA	NA	NA	NA	NA	NA	NA
Iron	µg/L	300	NA	NA	NA	NA	NA	NA	NA	NA	NA	NA	NA	NA	NA	NA	NA	NA	NA	NA	NA	NA	NA	NA	NA	NA	NA	NA	NA	NA	NA	NA	NA	NA	NA	NA	NA	NA	NA
Manganese, Dissolved	µg/L	50	NA	NA	NA	NA	NA	NA	NA	NA	NA	NA	NA	NA	NA	NA	NA	NA	NA	NA	NA	NA	NA	NA	NA	NA	NA	NA	NA	NA	NA	NA	NA	NA	NA	NA	NA	NA	NA
Manganese	µg/L	50	NA	NA	NA	NA	NA	NA	NA	NA	NA	NA	NA	NA	NA	NA	NA	NA	NA	NA	NA	NA	NA	NA	NA	NA	NA	NA	NA	NA	NA	NA	NA	NA	NA	NA	NA	NA	NA

See Notes on Last Page.

Table 2
On-Site Groundwater Analytical Results
Ford Livonia Transmission Plant
36200 Plymouth Road
Livonia, Michigan

Location:			MW-209S						MW-210S						MW-211S						MW-212S						MW-213S					
Screen Interval (ft. bgs):			8-13						8-13						7-12						6.5-11.5						6-11					
Date:	Unit	EGLE Non-Residential Drinking Water Criteria	2/8/2020	5/30/2020	8/15/2020	11/14/2020	2/13/2021	5/15/2021	2/8/2020	5/30/2020	8/15/2020	11/14/2020	2/13/2021	5/15/2021	2/8/2020	5/30/2020	8/15/2020	11/14/2020	2/13/2021	5/15/2021	2/8/2020	5/30/2020	8/15/2020	11/14/2020	2/13/2021	5/15/2021	2/8/2020	5/30/2020	8/15/2020	11/14/2020	2/13/2021	5/15/2021
Semi-volatile Organic Compounds (SVOCs)																																
1,4-Dioxane	µg/L	350	< 2.0	< 2.0	< 2.0	< 2.0	< 2.0	< 2.0	< 2.0	< 2.0	1.2 J	0.97 J	< 2.0	< 2.0	< 2.0	< 2.0	< 2.0	< 2.0	< 2.0	< 2.0	< 2.0	< 2.0	< 2.0	< 2.0	< 2.0	< 2.0	< 2.0	< 2.0	< 2.0	< 2.0	< 2.0	< 2.0
Volatile Organic Compounds (VOCs)																																
1,1,1-Trichloroethane	µg/L	200	NA	NA	NA	NA	NA	NA	NA	NA	NA	NA	NA	NA	NA	NA	NA	NA	NA	NA	NA	NA	NA	NA	NA	NA	NA	NA	NA	NA	NA	NA
1,1,2,2-Tetrachloroethane	µg/L	35	NA	NA	NA	NA	NA	NA	NA	NA	NA	NA	NA	NA	NA	NA	NA	NA	NA	NA	NA	NA	NA	NA	NA	NA	NA	NA	NA	NA	NA	NA
1,1,2-trichloro-1,2,2-trifluoroethane	µg/L	170,000	NA	NA	NA	NA	NA	NA	NA	NA	NA	NA	NA	NA	NA	NA	NA	NA	NA	NA	NA	NA	NA	NA	NA	NA	NA	NA	NA	NA	NA	NA
1,1,2-Trichloroethane	µg/L	5.0	NA	NA	NA	NA	NA	NA	NA	NA	NA	NA	NA	NA	NA	NA	NA	NA	NA	NA	NA	NA	NA	NA	NA	NA	NA	NA	NA	NA	NA	NA
1,1-Dichloroethane	µg/L	2,500	NA	NA	NA	NA	NA	NA	NA	NA	NA	NA	NA	NA	NA	NA	NA	NA	NA	NA	NA	NA	NA	NA	NA	NA	NA	NA	NA	NA	NA	NA
1,1-Dichloroethene	µg/L	7.0	< 1.0	< 1.0	< 1.0	< 1.0	< 1.0	< 1.0	< 1.0	< 1.0	< 1.0	< 1.0	< 1.0	< 1.0	< 1.0	< 1.0	< 1.0	< 1.0	< 1.0	< 1.0	< 1.0	< 1.0	< 1.0	< 1.0	< 1.0	< 1.0	< 1.0	< 1.0	< 1.0	< 1.0	< 1.0	< 1.0
1,2,3-Trimethylbenzene	µg/L	NS	NA	NA	NA	NA	NA	NA	NA	NA	NA	NA	NA	NA	NA	NA	NA	NA	NA	NA	NA	NA	NA	NA	NA	NA	NA	NA	NA	NA	NA	NA
1,2,4-Trichlorobenzene	µg/L	70	NA	NA	NA	NA	NA	NA	NA	NA	NA	NA	NA	NA	NA	NA	NA	NA	NA	NA	NA	NA	NA	NA	NA	NA	NA	NA	NA	NA	NA	NA
1,2,4-Trimethylbenzene	µg/L	63	NA	NA	NA	NA	NA	NA	NA	NA	NA	NA	NA	NA	NA	NA	NA	NA	NA	NA	NA	NA	NA	NA	NA	NA	NA	NA	NA	NA	NA	NA
1,2-Dibromo-3-chloropropane	µg/L	0.2	NA	NA	NA	NA	NA	NA	NA	NA	NA	NA	NA	NA	NA	NA	NA	NA	NA	NA	NA	NA	NA	NA	NA	NA	NA	NA	NA	NA	NA	NA
1,2-Dibromoethane	µg/L	0.05	NA	NA	NA	NA	NA	NA	NA	NA	NA	NA	NA	NA	NA	NA	NA	NA	NA	NA	NA	NA	NA	NA	NA	NA	NA	NA	NA	NA	NA	NA
1,2-Dichlorobenzene	µg/L	600	NA	NA	NA	NA	NA	NA	NA	NA	NA	NA	NA	NA	NA	NA	NA	NA	NA	NA	NA	NA	NA	NA	NA	NA	NA	NA	NA	NA	NA	NA
1,2-Dichloroethane	µg/L	5.0	NA	NA	NA	NA	NA	NA	NA	NA	NA	NA	NA	NA	NA	NA	NA	NA	NA	NA	NA	NA	NA	NA	NA	NA	NA	NA	NA	NA	NA	NA
1,2-Dichloropropane	µg/L	5.0	NA	NA	NA	NA	NA	NA	NA	NA	NA	NA	NA	NA	NA	NA	NA	NA	NA	NA	NA	NA	NA	NA	NA	NA	NA	NA	NA	NA	NA	NA
1,3,5-Trimethylbenzene	µg/L	72	NA	NA	NA	NA	NA	NA	NA	NA	NA	NA	NA	NA	NA	NA	NA	NA	NA	NA	NA	NA	NA	NA	NA	NA	NA	NA	NA	NA	NA	NA
1,3-Dichlorobenzene	µg/L	19	NA	NA	NA	NA	NA	NA	NA	NA	NA	NA	NA	NA	NA	NA	NA	NA	NA	NA	NA	NA	NA	NA	NA	NA	NA	NA	NA	NA	NA	NA
1,4-Dichlorobenzene	µg/L	75	NA	NA	NA	NA	NA	NA	NA	NA	NA	NA	NA	NA	NA	NA	NA	NA	NA	NA	NA	NA	NA	NA	NA	NA	NA	NA	NA	NA	NA	NA
2-Butanone (MEK)	µg/L	38,000	NA	NA	NA	NA	NA	NA	NA	NA	NA	NA	NA	NA	NA	NA	NA	NA	NA	NA	NA	NA	NA	NA	NA	NA	NA	NA	NA	NA	NA	NA
2-Methylnaphthalene	µg/L	750	NA	NA	NA	NA	NA	NA	NA	NA	NA	NA	NA	NA	NA	NA	NA	NA	NA	NA	NA	NA	NA	NA	NA	NA	NA	NA	NA	NA	NA	NA
4-Methyl-2-Pentanone (MIBK)	µg/L	5,200	NA	NA	NA	NA	NA	NA	NA	NA	NA	NA	NA	NA	NA	NA	NA	NA	NA	NA	NA	NA	NA	NA	NA	NA	NA	NA	NA	NA	NA	NA
Acetone	µg/L	2,100	NA	NA	NA	NA	NA	NA	NA	NA	NA	NA	NA	NA	NA	NA	NA	NA	NA	NA	NA	NA	NA	NA	NA	NA	NA	NA	NA	NA	NA	NA
Benzene	µg/L	5.0	NA	NA	NA	NA	NA	NA	NA	NA	NA	NA	NA	NA	NA	NA	NA	NA	NA	NA	NA	NA	NA	NA	NA	NA	NA	NA	NA	NA	NA	NA
Bromodichloromethane	µg/L	80	NA	NA	NA	NA	NA	NA	NA	NA	NA	NA	NA	NA	NA	NA	NA	NA	NA	NA	NA	NA	NA	NA	NA	NA	NA	NA	NA	NA	NA	NA
Bromoform	µg/L	80	NA	NA	NA	NA	NA	NA	NA	NA	NA	NA	NA	NA	NA	NA	NA	NA	NA	NA	NA	NA	NA	NA	NA	NA	NA	NA	NA	NA	NA	NA
Bromomethane	µg/L	29	NA	NA	NA	NA	NA	NA	NA	NA	NA	NA	NA	NA	NA	NA	NA	NA	NA	NA	NA	NA	NA	NA	NA	NA	NA	NA	NA	NA	NA	NA
Carbon Disulfide	µg/L	2,300	NA	NA	NA	NA	NA	NA	NA	NA	NA	NA	NA	NA	NA	NA	NA	NA	NA	NA	NA	NA	NA	NA	NA	NA	NA	NA	NA	NA	NA	NA
Carbon Tetrachloride	µg/L	5.0	NA	NA	NA	NA	NA	NA	NA	NA	NA	NA	NA	NA	NA	NA	NA	NA	NA	NA	NA	NA	NA	NA	NA	NA	NA	NA	NA	NA	NA	NA
Trichlorofluoromethane (CFC-11)	µg/L	7,300	NA	NA	NA	NA	NA	NA	NA	NA	NA	NA	NA	NA	NA	NA	NA	NA	NA	NA	NA	NA	NA	NA	NA	NA	NA	NA	NA	NA	NA	NA
Dichlorodifluoromethane (CFC-12)	µg/L	4,800	NA	NA	NA	NA	NA	NA	NA	NA	NA	NA	NA	NA	NA	NA	NA	NA	NA	NA	NA	NA	NA	NA	NA	NA	NA	NA	NA	NA	NA	NA
Chlorobenzene	µg/L	100	NA	NA	NA	NA	NA	NA	NA	NA	NA	NA	NA	NA	NA	NA	NA	NA	NA	NA	NA	NA	NA	NA	NA	NA	NA	NA	NA	NA	NA	NA
Chlorodibromomethane	µg/L	80	NA	NA	NA	NA	NA	NA	NA	NA	NA	NA	NA	NA	NA	NA	NA	NA	NA	NA	NA	NA	NA	NA	NA	NA	NA	NA	NA	NA	NA	NA
Chloroethane	µg/L	1,700	NA	NA	NA	NA	NA	NA	NA	NA	NA	NA	NA	NA	NA	NA	NA	NA	NA	NA	NA	NA	NA	NA	NA	NA	NA	NA	NA	NA	NA	NA
Chloroform	µg/L	80	NA	NA	NA	NA	NA	NA	NA	NA	NA	NA	NA	NA	NA	NA	NA	NA	NA	NA	NA	NA	NA	NA	NA	NA	NA	NA	NA	NA	NA	NA
Chloromethane	µg/L	1,100	NA	NA	NA	NA	NA	NA	NA	NA	NA	NA	NA	NA	NA	NA	NA	NA	NA	NA	NA	NA	NA	NA	NA	NA	NA	NA	NA	NA	NA	NA
cis-1,2-Dichloroethene	µg/L	70	0.17 J	< 1.0	0.38 J	0.35 J	0.27 J	< 1.0	8.6	5.7	14	17	12	12	< 1.0	< 1.0	< 1.0	< 1.0	0.16 J	< 1.0	1.5	1.6	2.2	3.1	1.9	1.8	0.76 J	0.74 J	1.2	1.1	0.77 J	0.71 J
cis-1,3-Dichloropropene	µg/L	NS	NA	NA	NA	NA	NA	NA	NA	NA	NA	NA	NA	NA	NA	NA	NA	NA	NA	NA	NA	NA	NA	NA	NA	NA	NA	NA	NA	NA	NA	NA
Cyclohexane	µg/L	NS	NA	NA	NA	NA	NA	NA	NA	NA	NA	NA	NA	NA	NA	NA	NA	NA	NA	NA	NA	NA	NA	NA	NA	NA	NA	NA	NA	NA	NA	NA
Dichloromethane	µg/L	5.0	NA	NA	NA	NA	NA	NA	NA	NA	NA	NA	NA	NA	NA	NA	NA	NA	NA	NA	NA	NA	NA	NA	NA	NA	NA	NA	NA	NA	NA	NA
Diethyl ether	µg/L	10	NA	NA	NA	NA	NA	NA	NA	NA	NA	NA	NA	NA	NA	NA	NA	NA	NA	NA	NA	NA	NA	NA	NA	NA	NA	NA	NA	NA	NA	NA
Ethylbenzene	µg/L	74	NA	NA	NA	NA	NA	NA	NA	NA	NA	NA	NA	NA	NA	NA	NA	NA	NA	NA	NA	NA	NA	NA	NA	NA	NA	NA	NA	NA	NA	NA
Isopropylbenzene	µg/L	2,300	NA	NA	NA	NA	NA	NA	NA	NA	NA	NA	NA	NA	NA	NA	NA	NA	NA	NA	NA	NA	NA	NA	NA	NA	NA	NA	NA	NA	NA	NA
Methyl Acetate	µg/L	NS	NA	NA	NA	NA	NA	NA	NA	NA	NA	NA	NA	NA	NA	NA	NA	NA	NA	NA	NA	NA	NA	NA	NA	NA	NA	NA	NA	NA	NA	NA
Methyl N-Butyl Ketone (2-Hexanone)	µg/L	2,900	NA	NA	NA	NA	NA	NA	NA	NA	NA	NA	NA	NA	NA	NA	NA	NA	NA	NA	NA	NA	NA	NA	NA	NA	NA	NA	NA	NA	NA	NA
Methylcyclohexane	µg/L	NS	NA	NA	NA	NA	NA	NA	NA	NA	NA	NA	NA	NA	NA	NA	NA	NA	NA	NA	NA	NA	NA	NA	NA	NA	NA	NA	NA	NA	NA	NA

See Notes on Last Page.

Table 2
On-Site Groundwater Analytical Results
Ford Livonia Transmission Plant
36200 Plymouth Road
Livonia, Michigan

Location:		EGLE Non-Residential Drinking Water Criteria	MW-209S						MW-210S						MW-211S						MW-212S						MW-213S					
Screen Interval (ft. bgs):			8-13						8-13						7-12						6.5-11.5						6-11					
Date:	Unit		2/8/2020	5/30/2020	8/15/2020	11/14/2020	2/13/2021	5/15/2021	2/8/2020	5/30/2020	8/15/2020	11/14/2020	2/13/2021	5/15/2021	2/8/2020	5/30/2020	8/15/2020	11/14/2020	2/13/2021	5/15/2021	2/8/2020	5/30/2020	8/15/2020	11/14/2020	2/13/2021	5/15/2021	2/8/2020	5/30/2020	8/15/2020	11/14/2020	2/13/2021	5/15/2021
Methyl-tert-butyl ether	µg/L	40	NA	NA	NA	NA	NA	NA	NA	NA	NA	NA	NA	NA	NA	NA	NA	NA	NA	NA	NA	NA	NA	NA	NA	NA	NA	NA	NA	NA	NA	NA
Naphthalene	µg/L	1,500	NA	NA	NA	NA	NA	NA	NA	NA	NA	NA	NA	NA	NA	NA	NA	NA	NA	NA	NA	NA	NA	NA	NA	NA	NA	NA	NA	NA	NA	NA
Styrene (Monomer)	µg/L	100	NA	NA	NA	NA	NA	NA	NA	NA	NA	NA	NA	NA	NA	NA	NA	NA	NA	NA	NA	NA	NA	NA	NA	NA	NA	NA	NA	NA	NA	NA
Tetrachloroethene	µg/L	5.0	< 1.0	< 1.0	< 1.0	< 1.0	< 1.0	< 1.0	< 1.0	< 1.0	< 1.0	< 1.0	< 1.0	< 1.0	< 1.0	< 1.0	< 1.0	< 1.0	< 1.0	< 1.0	< 1.0	< 1.0	< 1.0	< 1.0	< 1.0	< 1.0	< 1.0	< 1.0	< 1.0	< 1.0	< 1.0	< 1.0
Toluene	µg/L	790	NA	NA	NA	NA	NA	NA	NA	NA	NA	NA	NA	NA	NA	NA	NA	NA	NA	NA	NA	NA	NA	NA	NA	NA	NA	NA	NA	NA	NA	NA
Total Xylenes	µg/L	280	NA	NA	NA	NA	NA	NA	NA	NA	NA	NA	NA	NA	NA	NA	NA	NA	NA	NA	NA	NA	NA	NA	NA	NA	NA	NA	NA	NA	NA	NA
trans-1,2-Dichloroethene	µg/L	100	< 1.0	< 1.0	< 1.0	< 1.0	< 1.0	< 1.0	0.98 J	0.68 J	1.5	2.0	1.5	1.5	< 1.0	< 1.0	< 1.0	< 1.0	< 1.0	< 1.0	0.20 J	0.19 J	< 1.0	0.37 J	0.27 J	< 1.0	< 1.0	< 1.0	< 1.0	< 1.0	< 1.0	< 1.0
trans-1,3-Dichloropropene	µg/L	NS	NA	NA	NA	NA	NA	NA	NA	NA	NA	NA	NA	NA	NA	NA	NA	NA	NA	NA	NA	NA	NA	NA	NA	NA	NA	NA	NA	NA	NA	NA
Trichloroethene	µg/L	5.0	< 1.0	< 1.0	< 1.0	< 1.0	< 1.0	< 1.0	< 1.0	< 1.0	< 1.0	< 1.0	< 1.0	< 1.0	< 1.0	< 1.0	0.37 J	0.39 J	0.45 J	0.24 J	< 1.0	0.14 J	< 1.0	0.28 J	0.13 J	< 1.0	< 1.0	< 1.0	< 1.0	< 1.0	< 1.0	< 1.0
Vinyl chloride	µg/L	2.0	0.29 J	< 1.0	< 1.0	0.37 J	< 1.0	0.40 J	**12**	**6.1**	**12**	**17**	**12**	**14**	< 1.0	< 1.0	< 1.0	< 1.0	< 1.0	< 1.0	0.84 J	0.53 J	< 1.0	0.81 J	0.40 J	0.53 J	0.79 J	1.3	0.81 J	0.92 J	0.72 J	0.86 J
Gases																																
Ethane	µg/L	NS	NA	NA	NA	NA	NA	NA	NA	NA	NA	NA	NA	NA	NA	NA	NA	NA	NA	NA	NA	NA	NA	NA	NA	NA	NA	NA	NA	NA	NA	NA
Ethene	µg/L	NS	NA	NA	NA	NA	NA	NA	NA	NA	NA	NA	NA	NA	NA	NA	NA	NA	NA	NA	NA	NA	NA	NA	NA	NA	NA	NA	NA	NA	NA	NA
Methane	µg/L	NS	NA	NA	NA	NA	NA	NA	NA	NA	NA	NA	NA	NA	NA	NA	NA	NA	NA	NA	NA	NA	NA	NA	NA	NA	NA	NA	NA	NA	NA	NA
Other																																
Carbon	mg/L	NS	NA	NA	NA	NA	NA	NA	NA	NA	NA	NA	NA	NA	NA	NA	NA	NA	NA	NA	NA	NA	NA	NA	NA	NA	NA	NA	NA	NA	NA	NA
Nitrate-N	mg/L	10	NA	NA	NA	NA	NA	NA	NA	NA	NA	NA	NA	NA	NA	NA	NA	NA	NA	NA	NA	NA	NA	NA	NA	NA	NA	NA	NA	NA	NA	NA
Sulfate	mg/L	250	NA	NA	NA	NA	NA	NA	NA	NA	NA	NA	NA	NA	NA	NA	NA	NA	NA	NA	NA	NA	NA	NA	NA	NA	NA	NA	NA	NA	NA	NA
Total Organic Carbon	mg/L	NS	NA	NA	NA	NA	NA	NA	NA	NA	NA	NA	NA	NA	NA	NA	NA	NA	NA	NA	NA	NA	NA	NA	NA	NA	NA	NA	NA	NA	NA	NA
Metals																																
Iron, Dissolved	µg/L	300	NA	NA	NA	NA	NA	NA	NA	NA	NA	NA	NA	NA	NA	NA	NA	NA	NA	NA	NA	NA	NA	NA	NA	NA	NA	NA	NA	NA	NA	NA
Iron	µg/L	300	NA	NA	NA	NA	NA	NA	NA	NA	NA	NA	NA	NA	NA	NA	NA	NA	NA	NA	NA	NA	NA	NA	NA	NA	NA	NA	NA	NA	NA	NA
Manganese, Dissolved	µg/L	50	NA	NA	NA	NA	NA	NA	NA	NA	NA	NA	NA	NA	NA	NA	NA	NA	NA	NA	NA	NA	NA	NA	NA	NA	NA	NA	NA	NA	NA	NA
Manganese	µg/L	50	NA	NA	NA	NA	NA	NA	NA	NA	NA	NA	NA	NA	NA	NA	NA	NA	NA	NA	NA	NA	NA	NA	NA	NA	NA	NA	NA	NA	NA	NA

See Notes on Last Page.

Table 2
On-Site Groundwater Analytical Results
Ford Livonia Transmission Plant
36200 Plymouth Road
Livonia, Michigan

Location:			MW-218S					MW-219S					MW-220S					MW-221S					MW-222S					MW-224S				
Screen Interval (ft. bgs):			9-14					7-12					6-11					6.5-11.5					5.5-10.5					7-12				
Date:	Unit	EGLE Non-Residential Drinking Water Criteria	2/20/2020	8/11/2020	11/11/2020	2/18/2021	5/19/2021	2/6/2020	8/11/2020	11/18/2020	2/17/2021	5/20/2021	2/4/2020	8/11/2020	11/11/2020	2/19/2021	5/17/2021	2/4/2020	8/12/2020	11/16/2020	2/25/2021	5/18/2021	2/6/2020	8/12/2020	11/12/2020	2/12/2021	5/19/2021	2/4/2020	8/12/2020	11/9/2020	3/1/2021	5/10/2021
Semi-volatile Organic Compounds (SVOCs)																																
1,4-Dioxane	µg/L	350	< 2.0	< 2.0	< 2.0	< 2.0	< 2.0	< 2.0	< 2.0	< 2.0	< 2.0	< 2.0	< 2.0	< 2.0	< 2.0	< 2.0	< 2.0	< 2.0	< 2.0	< 2.0	< 2.0	< 2.0	< 2.0	< 2.0	< 2.0	< 2.0	< 2.0	< 2.0	< 2.0	< 2.0	< 2.0	< 2.0
Volatile Organic Compounds (VOCs)																																
1,1,1-Trichloroethane	µg/L	200	NA	NA	NA	NA	NA	NA	NA	NA	NA	NA	NA	NA	NA	NA	NA	NA	NA	NA	NA	NA	NA	NA	NA	NA	NA	NA	NA	NA	NA	NA
1,1,2,2-Tetrachloroethane	µg/L	35	NA	NA	NA	NA	NA	NA	NA	NA	NA	NA	NA	NA	NA	NA	NA	NA	NA	NA	NA	NA	NA	NA	NA	NA	NA	NA	NA	NA	NA	NA
1,1,2-trichloro-1,2,2-trifluoroethane	µg/L	170,000	NA	NA	NA	NA	NA	NA	NA	NA	NA	NA	NA	NA	NA	NA	NA	NA	NA	NA	NA	NA	NA	NA	NA	NA	NA	NA	NA	NA	NA	NA
1,1,2-Trichloroethane	µg/L	5.0	NA	NA	NA	NA	NA	NA	NA	NA	NA	NA	NA	NA	NA	NA	NA	NA	NA	NA	NA	NA	NA	NA	NA	NA	NA	NA	NA	NA	NA	NA
1,1-Dichloroethane	µg/L	2,500	NA	NA	NA	NA	NA	NA	NA	NA	NA	NA	NA	NA	NA	NA	NA	NA	NA	NA	NA	NA	NA	NA	NA	NA	NA	NA	NA	NA	NA	NA
1,1-Dichloroethene	µg/L	7.0	< 1.0	< 1.0	< 1.0	< 1.0	< 1.0	< 1.0	< 1.0	< 1.0 J	< 1.0	< 1.0	< 1.0	< 1.0	< 1.0	< 1.0	< 1.0	< 1.0	< 1.0	< 1.0	< 1.0	< 1.0	< 1.0	< 1.0	< 1.0	< 1.0	< 1.0	< 1.0	< 1.0	< 1.0	< 1.0	< 1.0
1,2,3-Trimethylbenzene	µg/L	NS	NA	NA	NA	NA	NA	NA	NA	NA	NA	NA	NA	NA	NA	NA	NA	NA	NA	NA	NA	NA	NA	NA	NA	NA	NA	NA	NA	NA	NA	NA
1,2,4-Trichlorobenzene	µg/L	70	NA	NA	NA	NA	NA	NA	NA	NA	NA	NA	NA	NA	NA	NA	NA	NA	NA	NA	NA	NA	NA	NA	NA	NA	NA	NA	NA	NA	NA	NA
1,2,4-Trimethylbenzene	µg/L	63	NA	NA	NA	NA	NA	NA	NA	NA	NA	NA	NA	NA	NA	NA	NA	NA	NA	NA	NA	NA	NA	NA	NA	NA	NA	NA	NA	NA	NA	NA
1,2-Dibromo-3-chloropropane	µg/L	0.2	NA	NA	NA	NA	NA	NA	NA	NA	NA	NA	NA	NA	NA	NA	NA	NA	NA	NA	NA	NA	NA	NA	NA	NA	NA	NA	NA	NA	NA	NA
1,2-Dibromoethane	µg/L	0.05	NA	NA	NA	NA	NA	NA	NA	NA	NA	NA	NA	NA	NA	NA	NA	NA	NA	NA	NA	NA	NA	NA	NA	NA	NA	NA	NA	NA	NA	NA
1,2-Dichlorobenzene	µg/L	600	NA	NA	NA	NA	NA	NA	NA	NA	NA	NA	NA	NA	NA	NA	NA	NA	NA	NA	NA	NA	NA	NA	NA	NA	NA	NA	NA	NA	NA	NA
1,2-Dichloroethane	µg/L	5.0	NA	NA	NA	NA	NA	NA	NA	NA	NA	NA	NA	NA	NA	NA	NA	NA	NA	NA	NA	NA	NA	NA	NA	NA	NA	NA	NA	NA	NA	NA
1,2-Dichloropropane	µg/L	5.0	NA	NA	NA	NA	NA	NA	NA	NA	NA	NA	NA	NA	NA	NA	NA	NA	NA	NA	NA	NA	NA	NA	NA	NA	NA	NA	NA	NA	NA	NA
1,3,5-Trimethylbenzene	µg/L	72	NA	NA	NA	NA	NA	NA	NA	NA	NA	NA	NA	NA	NA	NA	NA	NA	NA	NA	NA	NA	NA	NA	NA	NA	NA	NA	NA	NA	NA	NA
1,3-Dichlorobenzene	µg/L	19	NA	NA	NA	NA	NA	NA	NA	NA	NA	NA	NA	NA	NA	NA	NA	NA	NA	NA	NA	NA	NA	NA	NA	NA	NA	NA	NA	NA	NA	NA
1,4-Dichlorobenzene	µg/L	75	NA	NA	NA	NA	NA	NA	NA	NA	NA	NA	NA	NA	NA	NA	NA	NA	NA	NA	NA	NA	NA	NA	NA	NA	NA	NA	NA	NA	NA	NA
2-Butanone (MEK)	µg/L	38,000	NA	NA	NA	NA	NA	NA	NA	NA	NA	NA	NA	NA	NA	NA	NA	NA	NA	NA	NA	NA	NA	NA	NA	NA	NA	NA	NA	NA	NA	NA
2-Methylnaphthalene	µg/L	750	NA	NA	NA	NA	NA	NA	NA	NA	NA	NA	NA	NA	NA	NA	NA	NA	NA	NA	NA	NA	< 5.0	NA	NA	NA	NA	NA	NA	NA	NA	NA
4-Methyl-2-Pentanone (MIBK)	µg/L	5,200	NA	NA	NA	NA	NA	NA	NA	NA	NA	NA	NA	NA	NA	NA	NA	NA	NA	NA	NA	NA	NA	NA	NA	NA	NA	NA	NA	NA	NA	NA
Acetone	µg/L	2,100	NA	NA	NA	NA	NA	NA	NA	NA	NA	NA	NA	NA	NA	NA	NA	NA	NA	NA	NA	NA	NA	NA	NA	NA	NA	NA	NA	NA	NA	NA
Benzene	µg/L	5.0	NA	NA	NA	NA	NA	NA	NA	NA	NA	NA	NA	NA	NA	NA	NA	NA	NA	NA	NA	NA	NA	NA	NA	NA	NA	NA	NA	NA	NA	NA
Bromodichloromethane	µg/L	80	NA	NA	NA	NA	NA	NA	NA	NA	NA	NA	NA	NA	NA	NA	NA	NA	NA	NA	NA	NA	NA	NA	NA	NA	NA	NA	NA	NA	NA	NA
Bromoform	µg/L	80	NA	NA	NA	NA	NA	NA	NA	NA	NA	NA	NA	NA	NA	NA	NA	NA	NA	NA	NA	NA	NA	NA	NA	NA	NA	NA	NA	NA	NA	NA
Bromomethane	µg/L	29	NA	NA	NA	NA	NA	NA	NA	NA	NA	NA	NA	NA	NA	NA	NA	NA	NA	NA	NA	NA	NA	NA	NA	NA	NA	NA	NA	NA	NA	NA
Carbon Disulfide	µg/L	2,300	NA	NA	NA	NA	NA	NA	NA	NA	NA	NA	NA	NA	NA	NA	NA	NA	NA	NA	NA	NA	NA	NA	NA	NA	NA	NA	NA	NA	NA	NA
Carbon Tetrachloride	µg/L	5.0	NA	NA	NA	NA	NA	NA	NA	NA	NA	NA	NA	NA	NA	NA	NA	NA	NA	NA	NA	NA	NA	NA	NA	NA	NA	NA	NA	NA	NA	NA
Trichlorofluoromethane (CFC-11)	µg/L	7,300	NA	NA	NA	NA	NA	NA	NA	NA	NA	NA	NA	NA	NA	NA	NA	NA	NA	NA	NA	NA	NA	NA	NA	NA	NA	NA	NA	NA	NA	NA
Dichlorodifluoromethane (CFC-12)	µg/L	4,800	NA	NA	NA	NA	NA	NA	NA	NA	NA	NA	NA	NA	NA	NA	NA	NA	NA	NA	NA	NA	NA	NA	NA	NA	NA	NA	NA	NA	NA	NA
Chlorobenzene	µg/L	100	NA	NA	NA	NA	NA	NA	NA	NA	NA	NA	NA	NA	NA	NA	NA	NA	NA	NA	NA	NA	NA	NA	NA	NA	NA	NA	NA	NA	NA	NA
Chlorodibromomethane	µg/L	80	NA	NA	NA	NA	NA	NA	NA	NA	NA	NA	NA	NA	NA	NA	NA	NA	NA	NA	NA	NA	NA	NA	NA	NA	NA	NA	NA	NA	NA	NA
Chloroethane	µg/L	1,700	NA	NA	NA	NA	NA	NA	NA	NA	NA	NA	NA	NA	NA	NA	NA	NA	NA	NA	NA	NA	NA	NA	NA	NA	NA	NA	NA	NA	NA	NA
Chloroform	µg/L	80	NA	NA	NA	NA	NA	NA	NA	NA	NA	NA	NA	NA	NA	NA	NA	NA	NA	NA	NA	NA	NA	NA	NA	NA	NA	NA	NA	NA	NA	NA
Chloromethane	µg/L	1,100	NA	NA	NA	NA	NA	NA	NA	NA	NA	NA	NA	NA	NA	NA	NA	NA	NA	NA	NA	NA	NA	NA	NA	NA	NA	NA	NA	NA	NA	NA
cis-1,2-Dichloroethene	µg/L	70	< 1.0	< 1.0	< 1.0	< 1.0	< 1.0	< 1.0	< 1.0	< 1.0	< 1.0	< 1.0	< 1.0	< 1.0	< 1.0	< 1.0	< 1.0	< 1.0	1.2	< 1.7	0.72 J	2.0	< 1.0	< 1.0	< 1.0	< 1.0	< 1.0	< 1.0	< 1.0	< 1.0	< 1.0	< 1.0
cis-1,3-Dichloropropene	µg/L	NS	NA	NA	NA	NA	NA	NA	NA	NA	NA	NA	NA	NA	NA	NA	NA	NA	NA	NA	NA	NA	NA	NA	NA	NA	NA	NA	NA	NA	NA	NA
Cyclohexane	µg/L	NS	NA	NA	NA	NA	NA	NA	NA	NA	NA	NA	NA	NA	NA	NA	NA	NA	NA	NA	NA	NA	NA	NA	NA	NA	NA	NA	NA	NA	NA	NA
Dichloromethane	µg/L	5.0	NA	NA	NA	NA	NA	NA	NA	NA	NA	NA	NA	NA	NA	NA	NA	NA	NA	NA	NA	NA	NA	NA	NA	NA	NA	NA	NA	NA	NA	NA
Diethyl ether	µg/L	10	NA	NA	NA	NA	NA	NA	NA	NA	NA	NA	NA	NA	NA	NA	NA	NA	NA	NA	NA	NA	NA	NA	NA	NA	NA	NA	NA	NA	NA	NA
Ethylbenzene	µg/L	74	NA	NA	NA	NA	NA	NA	NA	NA	NA	NA	NA	NA	NA	NA	NA	NA	NA	NA	NA	NA	NA	NA	NA	NA	NA	NA	NA	NA	NA	NA
Isopropylbenzene	µg/L	2,300	NA	NA	NA	NA	NA	NA	NA	NA	NA	NA	NA	NA	NA	NA	NA	NA	NA	NA	NA	NA	NA	NA	NA	NA	NA	NA	NA	NA	NA	NA
Methyl Acetate	µg/L	NS	NA	NA	NA	NA	NA	NA	NA	NA	NA	NA	NA	NA	NA	NA	NA	NA	NA	NA	NA	NA	NA	NA	NA	NA	NA	NA	NA	NA	NA	NA
Methyl N-Butyl Ketone (2-Hexanone)	µg/L	2,900	NA	NA	NA	NA	NA	NA	NA	NA	NA	NA	NA	NA	NA	NA	NA	NA	NA	NA	NA	NA	NA	NA	NA	NA	NA	NA	NA	NA	NA	NA
Methylcyclohexane	µg/L	NS	NA	NA	NA	NA	NA	NA	NA	NA	NA	NA	NA	NA	NA	NA	NA	NA	NA	NA	NA	NA	NA	NA	NA	NA	NA	NA	NA	NA	NA	NA

See Notes on Last Page.

Table 2
On-Site Groundwater Analytical Results
Ford Livonia Transmission Plant
36200 Plymouth Road
Livonia, Michigan

Location:		EGLE Non-Residential Drinking Water Criteria	MW-218S					MW-219S					MW-220S					MW-221S					MW-222S					MW-224S				
Screen Interval (ft. bgs):			9-14					7-12					6-11					6.5-11.5					5.5-10.5					7-12				
Date:	Unit		2/20/2020	8/11/2020	11/11/2020	2/18/2021	5/19/2021	2/6/2020	8/11/2020	11/18/2020	2/17/2021	5/20/2021	2/4/2020	8/11/2020	11/11/2020	2/19/2021	5/17/2021	2/4/2020	8/12/2020	11/16/2020	2/25/2021	5/18/2021	2/6/2020	8/12/2020	11/12/2020	2/12/2021	5/19/2021	2/4/2020	8/12/2020	11/9/2020	3/1/2021	5/10/2021
Methyl-tert-butyl ether	µg/L	40	NA	NA	NA	NA	NA	NA	NA	NA	NA	NA	NA	NA	NA	NA	NA	NA	NA	NA	NA	NA	NA	NA	NA	NA	NA	NA	NA	NA	NA	NA
Naphthalene	µg/L	1,500	NA	NA	NA	NA	NA	NA	NA	NA	NA	NA	NA	NA	NA	NA	NA	NA	NA	NA	NA	NA	NA	NA	NA	NA	NA	NA	NA	NA	NA	NA
Styrene (Monomer)	µg/L	100	NA	NA	NA	NA	NA	NA	NA	NA	NA	NA	NA	NA	NA	NA	NA	NA	NA	NA	NA	NA	NA	NA	NA	NA	NA	NA	NA	NA	NA	NA
Tetrachloroethene	µg/L	5.0	< 1.0	< 1.0	< 1.0	< 1.0	< 1.0	< 1.0	< 1.0	< 1.0	< 1.0	< 1.0	< 1.0	< 1.0	< 1.0	< 1.0	< 1.0	< 1.0	< 1.0	< 1.0	< 1.0	< 1.0	< 1.0	< 1.0	< 1.0	< 1.0	< 1.0	< 1.0	< 1.0	< 1.0	< 1.0	< 1.0
Toluene	µg/L	790	NA	NA	NA	NA	NA	NA	NA	NA	NA	NA	NA	NA	NA	NA	NA	NA	NA	NA	NA	NA	NA	NA	NA	NA	NA	NA	NA	NA	NA	NA
Total Xylenes	µg/L	280	NA	NA	NA	NA	NA	NA	NA	NA	NA	NA	NA	NA	NA	NA	NA	NA	NA	NA	NA	NA	NA	NA	NA	NA	NA	NA	NA	NA	NA	NA
trans-1,2-Dichloroethene	µg/L	100	< 1.0	< 1.0	< 1.0	< 1.0	< 1.0	< 1.0	< 1.0	< 1.0	< 1.0	< 1.0	< 1.0	< 1.0	< 1.0	< 1.0	< 1.0	< 1.0	< 1.0	< 1.0	< 1.0	< 1.0	< 1.0	< 1.0	< 1.0	< 1.0	< 1.0	< 1.0	< 1.0	< 1.0	< 1.0	< 1.0
trans-1,3-Dichloropropene	µg/L	NS	NA	NA	NA	NA	NA	NA	NA	NA	NA	NA	NA	NA	NA	NA	NA	NA	NA	NA	NA	NA	NA	NA	NA	NA	NA	NA	NA	NA	NA	NA
Trichloroethene	µg/L	5.0	< 1.0	< 1.0	< 1.0	< 1.0	< 1.0	< 1.0	< 1.0	0.12 J	< 1.0	< 1.0	< 1.0	< 1.0	0.11 J	< 1.0	< 1.0	< 1.0	< 1.0	< 1.0	< 1.0	< 1.0	< 1.0	< 1.0	< 1.0	< 1.0	< 1.0	< 1.0	< 1.0	< 1.0	< 1.0	< 1.0
Vinyl chloride	µg/L	2.0	< 1.0	< 1.0	< 1.0	< 1.0	< 1.0	< 1.0	< 1.0	< 1.0	< 1.0	< 1.0	< 1.0	< 1.0	< 1.0	< 1.0	< 1.0	< 1.0	< 1.0	< 1.0	< 1.0	< 1.0	< 1.0	< 1.0	< 1.0	< 1.0	< 1.0	< 1.0	< 1.0	< 1.0	< 1.0	< 1.0
Gases																																
Ethane	µg/L	NS	NA	NA	NA	NA	NA	NA	NA	NA	NA	NA	NA	NA	NA	NA	NA	NA	NA	NA	NA	NA	NA	NA	NA	NA	NA	NA	NA	NA	NA	NA
Ethene	µg/L	NS	NA	NA	NA	NA	NA	NA	NA	NA	NA	NA	NA	NA	NA	NA	NA	NA	NA	NA	NA	NA	NA	NA	NA	NA	NA	NA	NA	NA	NA	NA
Methane	µg/L	NS	NA	NA	NA	NA	NA	NA	NA	NA	NA	NA	NA	NA	NA	NA	NA	NA	NA	NA	NA	NA	NA	NA	NA	NA	NA	NA	NA	NA	NA	NA
Other																																
Carbon	mg/L	NS	NA	NA	NA	NA	NA	NA	NA	NA	NA	NA	NA	NA	NA	NA	NA	NA	NA	NA	NA	NA	NA	NA	NA	NA	NA	NA	NA	NA	NA	NA
Nitrate-N	mg/L	10	NA	NA	NA	NA	NA	NA	NA	NA	NA	NA	NA	NA	NA	NA	NA	NA	NA	NA	NA	NA	NA	NA	NA	NA	NA	NA	NA	NA	NA	NA
Sulfate	mg/L	250	NA	NA	NA	NA	NA	NA	NA	NA	NA	NA	NA	NA	NA	NA	NA	NA	NA	NA	NA	NA	NA	NA	NA	NA	NA	NA	NA	NA	NA	NA
Total Organic Carbon	mg/L	NS	NA	NA	NA	NA	NA	NA	NA	NA	NA	NA	NA	NA	NA	NA	NA	NA	NA	NA	NA	NA	NA	NA	NA	NA	NA	NA	NA	NA	NA	NA
Metals																																
Iron, Dissolved	µg/L	300	NA	NA	NA	NA	NA	NA	NA	NA	NA	NA	NA	NA	NA	NA	NA	NA	NA	NA	NA	NA	NA	NA	NA	NA	NA	NA	NA	NA	NA	NA
Iron	µg/L	300	NA	NA	NA	NA	NA	NA	NA	NA	NA	NA	NA	NA	NA	NA	NA	NA	NA	NA	NA	NA	NA	NA	NA	NA	NA	NA	NA	NA	NA	NA
Manganese, Dissolved	µg/L	50	NA	NA	NA	NA	NA	NA	NA	NA	NA	NA	NA	NA	NA	NA	NA	NA	NA	NA	NA	NA	NA	NA	NA	NA	NA	NA	NA	NA	NA	NA
Manganese	µg/L	50	NA	NA	NA	NA	NA	NA	NA	NA	NA	NA	NA	NA	NA	NA	NA	NA	NA	NA	NA	NA	NA	NA	NA	NA	NA	NA	NA	NA	NA	NA

See Notes on Last Page.

Table 2
On-Site Groundwater Analytical Results
Ford Livonia Transmission Plant
36200 Plymouth Road
Livonia, Michigan

Location:			PW-16-01																PW-16-02																
Screen Interval (ft. bgs):		EGLE Non-Residential Drinking Water Criteria	9.7-19.7																6-21																
Date:	Unit		8/2/2017	11/7/2017	2/7/2018	5/15/2018	8/6/2018	10/30/2018	2/26/2019	6/10/2019	9/24/2019	11/11/2019	2/7/2020	5/27/2020	8/4/2020	11/9/2020	2/10/2021	5/18/2021	8/3/2017	11/8/2017	2/14/2018	5/11/2018	8/8/2018	10/30/2018	2/25/2019	6/11/2019	9/27/2019	11/14/2019	2/4/2020	5/27/2020	8/4/2020	11/5/2020	2/9/2021	5/20/2021
Semi-volatile Organic Compounds (SVOCs)																																			
1,4-Dioxane	µg/L	350	< 2.0	14	0.76 J	< 2.0	< 2.0	1.3 J	< 2.0	3.0	1.3 J	< 2.0	< 2.0	< 2.0	< 2.0	< 2.0	< 2.0	< 2.0	< 2.0 UB	< 2.0	< 2.0	< 2.0	1.5 J	1.4 J	< 2.0	< 2.0	1.4 J	< 2.0	< 2.0	< 2.0	1.2 J	1.1 J	1.0 J	< 2.0
Volatile Organic Compounds (VOCs)																																			
1,1,1-Trichloroethane	µg/L	200	< 1.0	< 200	< 14	< 14	< 40	< 40	< 1.0	NA	NA	NA	NA	NA	NA	NA	NA	NA	< 5.0	< 1.0	< 1.0	< 1.0	< 1.0	< 2.0	< 1.0	NA	NA	NA	NA	NA	NA	NA	NA	NA
1,1,2,2-Tetrachloroethane	µg/L	35	< 1.0	< 200	< 14	< 14	< 40	< 40	< 1.0 J	NA	NA	NA	NA	NA	NA	NA	NA	NA	< 5.0	< 1.0	< 1.0	< 1.0	< 1.0	< 2.0	< 1.0 J	NA	NA	NA	NA	NA	NA	NA	NA	NA
1,1,2-trichloro-1,2,2-trifluoroethane	µg/L	170,000	< 1.0	< 200	< 14	< 14	< 40	< 40	< 1.0	NA	NA	NA	NA	NA	NA	NA	NA	NA	< 5.0	< 1.0	< 1.0	< 1.0	< 1.0	< 2.0	< 1.0	NA	NA	NA	NA	NA	NA	NA	NA	NA
1,1,2-Trichloroethane	µg/L	5.0	< 1.0	< 200	< 14	< 14	< 40	< 40	< 1.0	NA	NA	NA	NA	NA	NA	NA	NA	NA	< 5.0	< 1.0	< 1.0	< 1.0	< 1.0	< 2.0	< 1.0	NA	NA	NA	NA	NA	NA	NA	NA	NA
1,1-Dichloroethane	µg/L	2,500	< 1.0	< 200	< 14	< 14	< 40	< 40	< 1.0	NA	NA	NA	NA	NA	NA	NA	NA	NA	< 5.0	< 1.0	< 1.0	< 1.0	< 1.0	< 2.0	< 1.0	NA	NA	NA	NA	NA	NA	NA	NA	NA
1,1-Dichloroethene	µg/L	7.0	< 1.0	< 200	< 14	< 14	< 40	< 40	< 1.0	< 100	< 100	< 1.0	< 1.0	< 1.0	< 13	< 1.0	< 2.0	< 1.0	< 5.0	< 1.0	< 1.0	< 1.0	< 1.0	< 2.0	< 1.0	< 1.0	< 5.0	< 1.0	< 1.0	< 1.0	< 3.3	< 2.5	< 1.0	< 1.0
1,2,3-Trimethylbenzene	µg/L	NS	< 5.0	< 1,000	< 71	< 71	< 200	< 200	< 5.0	NA	NA	NA	NA	NA	NA	NA	NA	NA	< 25	< 5.0	< 5.0	< 5.0	< 5.0	< 10	< 5.0	NA	NA	NA	NA	NA	NA	NA	NA	NA
1,2,4-Trichlorobenzene	µg/L	70	< 1.0	< 200	< 14	< 14	< 40	< 40	< 1.0	NA	NA	NA	NA	NA	NA	NA	NA	NA	< 5.0	< 1.0	< 1.0	< 1.0	< 1.0	< 2.0	< 1.0	NA	NA	NA	NA	NA	NA	NA	NA	NA
1,2,4-Trimethylbenzene	µg/L	63	< 1.0	< 200	< 14	< 14	< 40	< 40	< 1.0	NA	NA	NA	NA	NA	NA	NA	NA	NA	< 5.0	< 1.0	< 1.0	< 1.0	< 1.0	< 2.0	< 1.0	NA	NA	NA	NA	NA	NA	NA	NA	NA
1,2-Dibromo-3-chloropropane	µg/L	0.2	< 1.0	< 200	< 14	< 14	< 40	< 40	< 1.0 J	NA	NA	NA	NA	NA	NA	NA	NA	NA	< 5.0	< 1.0	< 1.0	< 1.0	< 1.0	< 2.0	< 1.0	NA	NA	NA	NA	NA	NA	NA	NA	NA
1,2-Dibromoethane	µg/L	0.05	< 1.0	< 200	< 14	< 14	< 40	< 40	< 1.0 J	NA	NA	NA	NA	NA	NA	NA	NA	NA	< 5.0	< 1.0	< 1.0	< 1.0	< 1.0	< 2.0	< 1.0	NA	NA	NA	NA	NA	NA	NA	NA	NA
1,2-Dichlorobenzene	µg/L	600	< 1.0	< 200	< 14	< 14	< 40	< 40	< 1.0	NA	NA	NA	NA	NA	NA	NA	NA	NA	< 5.0	< 1.0	< 1.0	< 1.0	< 1.0	< 2.0	< 1.0	NA	NA	NA	NA	NA	NA	NA	NA	NA
1,2-Dichloroethane	µg/L	5.0	< 1.0	< 200	< 14	< 14	< 40	< 40	< 1.0	NA	NA	NA	NA	NA	NA	NA	NA	NA	< 5.0	< 1.0	< 1.0	< 1.0	< 1.0	< 2.0	< 1.0	NA	NA	NA	NA	NA	NA	NA	NA	NA
1,2-Dichloropropane	µg/L	5.0	< 1.0	< 200	< 14	< 14	< 40	< 40	< 1.0	NA	NA	NA	NA	NA	NA	NA	NA	NA	< 5.0	< 1.0	< 1.0	< 1.0	< 1.0	< 2.0	< 1.0	NA	NA	NA	NA	NA	NA	NA	NA	NA
1,3,5-Trimethylbenzene	µg/L	72	< 1.0	< 200	< 14	< 14	< 40	< 40	< 1.0	NA	NA	NA	NA	NA	NA	NA	NA	NA	< 5.0	< 1.0	< 1.0	< 1.0	< 1.0	< 2.0	< 1.0	NA	NA	NA	NA	NA	NA	NA	NA	NA
1,3-Dichlorobenzene	µg/L	19	< 1.0	< 200	< 14	< 14	< 40	< 40	< 1.0	NA	NA	NA	NA	NA	NA	NA	NA	NA	< 5.0	< 1.0	< 1.0	< 1.0	< 1.0	< 2.0	< 1.0	NA	NA	NA	NA	NA	NA	NA	NA	NA
1,4-Dichlorobenzene	µg/L	75	< 1.0	< 200	< 14	< 14	< 40	< 40	< 1.0	NA	NA	NA	NA	NA	NA	NA	NA	NA	< 5.0	< 1.0	< 1.0	< 1.0	< 1.0	< 2.0	< 1.0	NA	NA	NA	NA	NA	NA	NA	NA	NA
2-Butanone (MEK)	µg/L	38,000	< 10	< 2,000	< 140	< 140	< 400	< 400	< 10 J	NA	NA	NA	NA	NA	NA	NA	NA	NA	< 50	< 10	< 10	< 10	< 10	< 20	< 10 J	NA	NA	NA	NA	NA	NA	NA	NA	NA
2-Methylnaphthalene	µg/L	750	NA	NA	NA	NA	NA	NA	NA	NA	NA	NA	NA	NA	NA	NA	NA	NA	NA	NA	NA	NA	NA	NA	NA	NA	NA	NA	NA	NA	NA	NA	NA	NA	NA
4-Methyl-2-Pentanone (MIBK)	µg/L	5,200	< 10	< 2,000	< 140	< 140	< 400	< 400	< 10 J	NA	NA	NA	NA	NA	NA	NA	NA	NA	< 50	< 10	< 10	< 10	< 10	< 20	< 10 J	NA	NA	NA	NA	NA	NA	NA	NA	NA
Acetone	µg/L	2,100	< 10	< 2,000	< 140	32 J	< 400	< 400	< 10	NA	NA	NA	NA	NA	NA	NA	NA	NA	< 50	< 10	< 10	< 10	< 10	< 20	< 10	NA	NA	NA	NA	NA	NA	NA	NA	NA
Benzene	µg/L	5.0	< 1.0	< 200	< 14	< 14	< 40	< 40	< 1.0	NA	NA	NA	NA	NA	NA	NA	NA	NA	< 5.0	< 1.0	< 1.0	< 1.0	< 1.0	< 2.0	< 1.0	NA	NA	NA	NA	NA	NA	NA	NA	NA
Bromodichloromethane	µg/L	80	< 1.0	< 200	< 14	< 14	< 40	< 40	< 1.0	NA	NA	NA	NA	NA	NA	NA	NA	NA	< 5.0	< 1.0	< 1.0	< 1.0	< 1.0	< 2.0	< 1.0	NA	NA	NA	NA	NA	NA	NA	NA	NA
Bromoform	µg/L	80	< 1.0	< 200	< 14	< 14	< 40	< 40	< 1.0 J	NA	NA	NA	NA	NA	NA	NA	NA	NA	< 5.0	< 1.0	< 1.0	< 1.0	< 1.0	< 2.0	< 1.0 J	NA	NA	NA	NA	NA	NA	NA	NA	NA
Bromomethane	µg/L	29	< 1.0	< 200	< 14	< 14	< 40	< 40	< 1.0	NA	NA	NA	NA	NA	NA	NA	NA	NA	< 5.0	< 1.0	< 1.0	< 1.0	< 1.0	< 2.0	< 1.0	NA	NA	NA	NA	NA	NA	NA	NA	NA
Carbon Disulfide	µg/L	2,300	< 5.0	< 1,000	< 71	< 71	< 200	< 200	< 5.0	NA	NA	NA	NA	NA	NA	NA	NA	NA	< 25	< 5.0	< 5.0	< 5.0	< 5.0	< 10	< 5.0	NA	NA	NA	NA	NA	NA	NA	NA	NA
Carbon Tetrachloride	µg/L	5.0	< 1.0	< 200	< 14	< 14	< 40	< 40	< 1.0	NA	NA	NA	NA	NA	NA	NA	NA	NA	< 5.0	< 1.0	< 1.0	< 1.0	< 1.0	< 2.0	< 1.0	NA	NA	NA	NA	NA	NA	NA	NA	NA
Trichlorofluoromethane (CFC-11)	µg/L	7,300	< 1.0	< 200	< 14	< 14	< 40	< 40	< 1.0	NA	NA	NA	NA	NA	NA	NA	NA	NA	< 5.0	< 1.0	< 1.0	< 1.0	< 1.0	< 2.0	< 1.0	NA	NA	NA	NA	NA	NA	NA	NA	NA
Dichlorodifluoromethane (CFC-12)	µg/L	4,800	< 1.0	< 200	< 14	< 14	< 40	< 40	< 1.0	NA	NA	NA	NA	NA	NA	NA	NA	NA	< 5.0	< 1.0	< 1.0	< 1.0	< 1.0	< 2.0	< 1.0	NA	NA	NA	NA	NA	NA	NA	NA	NA
Chlorobenzene	µg/L	100	< 1.0	< 200	< 14	< 14	< 40	< 40	< 1.0	NA	NA	NA	NA	NA	NA	NA	NA	NA	< 5.0	< 1.0	< 1.0	< 1.0	< 1.0	< 2.0	< 1.0	NA	NA	NA	NA	NA	NA	NA	NA	NA
Chlorodibromomethane	µg/L	80	< 1.0	< 200	< 14	< 14	< 40	< 40	< 1.0 J	NA	NA	NA	NA	NA	NA	NA	NA	NA	< 5.0	< 1.0	< 1.0	< 1.0	< 1.0	< 2.0	< 1.0	NA	NA	NA	NA	NA	NA	NA	NA	NA
Chloroethane	µg/L	1,700	0.55 J	< 200	< 14	< 14	< 40	< 40	< 1.0	NA	NA	NA	NA	NA	NA	NA	NA	NA	< 5.0	< 1.0	< 1.0	< 1.0	< 1.0	< 2.0	< 1.0	NA	NA	NA	NA	NA	NA	NA	NA	NA
Chloroform	µg/L	80	< 1.0	< 200	< 14	< 14	< 40	< 40	< 1.0	NA	NA	NA	NA	NA	NA	NA	NA	NA	< 5.0	< 1.0	< 1.0	< 1.0	< 1.0	< 2.0	< 1.0	NA	NA	NA	NA	NA	NA	NA	NA	NA
Chloromethane	µg/L	1,100	< 1.0	< 200	< 14	< 14	< 40	< 40	< 1.0	NA	NA	NA	NA	NA	NA	NA	NA	NA	< 5.0	< 1.0 J	< 1.0	< 1.0	< 1.0	< 2.0	< 1.0	NA	NA	NA	NA	NA	NA	NA	NA	NA
cis-1,2-Dichloroethene	µg/L	70	2.2	**550**	**82**	7.1 J	**180**	**250**	0.51 J	**300**	**310**	67	0.77 J	6.3	**110**	2.1	10	**73**	63	2.3	12	< 1.0	11	11	1.9	< 1.0	20	0.67 J	0.44 J	0.21 J	29	**75**	23	19
cis-1,3-Dichloropropene	µg/L	NS	< 1.0	< 200	< 14	< 14	< 40	< 40	< 1.0	NA	NA	NA	NA	NA	NA	NA	NA	NA	< 5.0	< 1.0	< 1.0	< 1.0	< 1.0	< 2.0	< 1.0	NA	NA	NA	NA	NA	NA	NA	NA	NA
Cyclohexane	µg/L	NS	< 1.0	< 200	< 14	< 14	< 40	< 40	< 1.0	NA	NA	NA	NA	NA	NA	NA	NA	NA	< 5.0	< 1.0	< 1.0	< 1.0	< 1.0	< 2.0	< 1.0	NA	NA	NA	NA	NA	NA	NA	NA	NA
Dichloromethane	µg/L	5.0	< 5.0	< 1,000	< 71 UB	**8.6 J**	< 200	< 200	< 5.0	NA	NA	NA	NA	NA	NA	NA	NA	NA	< 25	< 5.0	< 5.0	< 5.0	< 5.0	< 10	< 5.0	NA	NA	NA	NA	NA	NA	NA	NA	NA
Diethyl ether	µg/L	10	< 2.0	< 400	< 29	< 29	< 80	< 80	< 2.0	NA	NA	NA	NA	NA	NA	NA	NA	NA	< 10	< 2.0	< 2.0	< 2.0	< 2.0	< 4.0	< 2.0	NA	NA	NA	NA	NA	NA	NA	NA	NA
Ethylbenzene	µg/L	74	< 1.0	< 200	< 14	< 14	< 40	< 40	< 1.0	NA	NA	NA	NA	NA	NA	NA	NA	NA	< 5.0	< 1.0	< 1.0	< 1.0	< 1.0	< 2.0	< 1.0	NA	NA	NA	NA	NA	NA	NA	NA	NA
Isopropylbenzene	µg/L	2,300	< 1.0	< 200	< 14	< 14	< 40	< 40	< 1.0	NA	NA	NA	NA	NA	NA	NA	NA	NA	< 5.0	< 1.0	< 1.0	< 1.0	< 1.0	< 2.0	< 1.0	NA	NA	NA	NA	NA	NA	NA	NA	NA
Methyl Acetate	µg/L	NS	< 10	< 2,000	< 140	< 140	< 400	< 400	< 10	NA	NA	NA	NA	NA	NA	NA	NA	NA	< 50	< 10	< 10	< 10	< 10	< 20	< 10	NA	NA	NA	NA	NA	NA	NA	NA	NA
Methyl N-Butyl Ketone (2-Hexanone)	µg/L	2,900	< 10	< 2,000	< 140	< 140	< 400	< 400	< 10 J	NA	NA	NA	NA	NA	NA	NA	NA	NA	< 50	< 10	< 10	< 10	< 10	< 20	< 10 J	NA	NA	NA	NA	NA	NA	NA	NA	NA
Methylcyclohexane	µg/L	NS	< 1.0	< 200	< 14	< 14	< 40	< 40	< 1.0	NA	NA	NA	NA	NA	NA	NA	NA	NA	< 5.0	< 1.0	< 1.0	< 1.0	< 1.0	< 2.0	< 1.0	NA	NA	NA	NA	NA	NA	NA	NA	NA

See Notes on Last Page.

Table 2
On-Site Groundwater Analytical Results
Ford Livonia Transmission Plant
36200 Plymouth Road
Livonia, Michigan

Location:		EGLE Non-Residential Drinking Water Criteria	PW-16-01																PW-16-02															
Screen Interval (ft. bgs):			9.7-19.7																6-21															
Date:	Unit		8/2/2017	11/7/2017	2/7/2018	5/15/2018	8/6/2018	10/30/2018	2/26/2019	6/10/2019	9/24/2019	11/11/2019	2/7/2020	5/27/2020	8/4/2020	11/9/2020	2/10/2021	5/18/2021	8/3/2017	11/8/2017	2/14/2018	5/11/2018	8/8/2018	10/30/2018	2/25/2019	6/11/2019	9/27/2019	11/14/2019	2/4/2020	5/27/2020	8/4/2020	11/5/2020	2/9/2021	5/20/2021
Methyl-tert-butyl ether	µg/L	40	< 1.0	< 200	< 14	< 14 J	< 40	< 40	< 1.0	NA	NA	NA	NA	NA	NA	NA	NA	NA	< 5.0	< 1.0	< 1.0	< 1.0	< 1.0	< 2.0	< 1.0	NA	NA	NA	NA	NA	NA	NA	NA	NA
Naphthalene	µg/L	1,500	NA	NA	NA	NA	NA	NA	NA	NA	NA	NA	NA	NA	NA	NA	NA	NA	NA	NA	NA	NA	NA	NA	NA	NA	NA	NA	NA	NA	NA	NA	NA	NA
Styrene (Monomer)	µg/L	100	0.35 J	< 200	< 14	< 14	< 40	< 40	< 1.0	NA	NA	NA	NA	NA	NA	NA	NA	NA	< 5.0	< 1.0	< 1.0	< 1.0	< 1.0	< 2.0	< 1.0	NA	NA	NA	NA	NA	NA	NA	NA	NA
Tetrachloroethene	µg/L	5.0	< 1.0	< 200	< 14	< 14	< 40	< 40	< 1.0	< 100	< 100	< 1.0	< 1.0	< 1.0	< 13	< 1.0	< 2.0	< 1.0	< 5.0	< 1.0	< 1.0	< 1.0	< 1.0	< 2.0	< 1.0	< 1.0	< 5.0	< 1.0	< 1.0	< 1.0	< 3.3	< 2.5	< 1.0	< 1.0
Toluene	µg/L	790	< 1.0	< 200	< 14	< 14	< 40	< 40	< 1.0	NA	NA	NA	NA	NA	NA	NA	NA	NA	< 5.0	< 1.0	< 1.0	< 1.0	< 1.0	< 2.0	< 1.0	NA	NA	NA	NA	NA	NA	NA	NA	NA
Total Xylenes	µg/L	280	< 2.0	< 400	< 29	< 29	< 80	< 80	< 2.0	NA	NA	NA	NA	NA	NA	NA	NA	NA	< 10	< 2.0	< 2.0	< 2.0	< 2.0	< 4.0	< 2.0	NA	NA	NA	NA	NA	NA	NA	NA	NA
trans-1,2-Dichloroethene	µg/L	100	< 1.0	< 200	5.4 J	< 14	< 40	10 J	< 1.0	< 100	< 100	3.7	< 1.0	0.39 J	< 13	< 1.0	< 2.0	7.6	< 5.0	< 1.0	< 1.0	< 1.0	< 1.0	< 2.0	< 1.0	< 1.0	< 5.0	< 1.0	< 1.0	< 1.0	< 3.3	0.51 J	< 1.0	< 1.0
trans-1,3-Dichloropropene	µg/L	NS	< 1.0	< 200	< 14	< 14	< 40	< 40	< 1.0	NA	NA	NA	NA	NA	NA	NA	NA	NA	< 5.0	< 1.0	< 1.0	< 1.0	< 1.0	< 2.0	< 1.0	NA	NA	NA	NA	NA	NA	NA	NA	NA
Trichloroethene	µg/L	5.0	< 1.0	< 200	< 14	< 14	< 40	< 40	< 1.0	< 100	< 100	< 1.0	< 1.0	< 1.0	< 13	< 1.0	< 2.0	< 1.0	< 5.0	< 1.0	< 1.0	< 1.0	< 1.0	< 2.0	< 1.0	< 1.0	< 5.0	< 1.0	< 1.0	< 1.0	< 3.3	< 2.5	< 1.0	< 1.0
Vinyl chloride	µg/L	2.0	**24**	**5,300**	**160**	**37 J**	**870**	**1,400**	0.92 J	**2,100**	**2,000**	**450**	1.8	**360**	**160**	**35**	**34**	**180**	**160**	2.0	**18**	< 1.0	**71**	**62**	0.94 J	< 1.0	**59**	0.40 J	< 1.0	0.54 J	**85**	**120**	**14**	**41 J**
Gases																																		
Ethane	µg/L	NS	NA	NA	NA	NA	NA	NA	NA	NA	NA	NA	NA	NA	NA	NA	NA	NA	NA	NA	NA	NA	NA	NA	NA	NA	NA	NA	NA	NA	NA	NA	NA	NA
Ethene	µg/L	NS	NA	NA	NA	NA	NA	NA	NA	NA	NA	NA	NA	NA	NA	NA	NA	NA	NA	NA	NA	NA	NA	NA	NA	NA	NA	NA	NA	NA	NA	NA	NA	NA
Methane	µg/L	NS	NA	NA	NA	NA	NA	NA	NA	NA	NA	NA	NA	NA	NA	NA	NA	NA	NA	NA	NA	NA	NA	NA	NA	NA	NA	NA	NA	NA	NA	NA	NA	NA
Other																																		
Carbon	mg/L	NS	NA	NA	NA	NA	NA	NA	NA	NA	NA	NA	NA	NA	NA	NA	NA	NA	NA	NA	NA	NA	NA	NA	NA	NA	NA	NA	NA	NA	NA	NA	NA	NA
Nitrate-N	mg/L	10	NA	NA	NA	NA	NA	NA	NA	NA	NA	NA	NA	NA	NA	NA	NA	NA	NA	NA	NA	NA	NA	NA	NA	NA	NA	NA	NA	NA	NA	NA	NA	NA
Sulfate	mg/L	250	NA	NA	NA	NA	NA	NA	NA	NA	NA	NA	NA	NA	NA	NA	NA	NA	NA	NA	NA	NA	NA	NA	NA	NA	NA	NA	NA	NA	NA	NA	NA	NA
Total Organic Carbon	mg/L	NS	NA	NA	NA	NA	NA	NA	NA	NA	NA	NA	NA	NA	NA	NA	NA	NA	NA	NA	NA	NA	NA	NA	NA	NA	NA	NA	NA	NA	NA	NA	NA	NA
Metals																																		
Iron, Dissolved	µg/L	300	NA	NA	NA	NA	NA	NA	NA	NA	NA	NA	NA	NA	NA	NA	NA	NA	NA	NA	NA	NA	NA	NA	NA	NA	NA	NA	NA	NA	NA	NA	NA	NA
Iron	µg/L	300	NA	NA	NA	NA	NA	NA	NA	NA	NA	NA	NA	NA	NA	NA	NA	NA	NA	NA	NA	NA	NA	NA	NA	NA	NA	NA	NA	NA	NA	NA	NA	NA
Manganese, Dissolved	µg/L	50	NA	NA	NA	NA	NA	NA	NA	NA	NA	NA	NA	NA	NA	NA	NA	NA	NA	NA	NA	NA	NA	NA	NA	NA	NA	NA	NA	NA	NA	NA	NA	NA
Manganese	µg/L	50	NA	NA	NA	NA	NA	NA	NA	NA	NA	NA	NA	NA	NA	NA	NA	NA	NA	NA	NA	NA	NA	NA	NA	NA	NA	NA	NA	NA	NA	NA	NA	NA

See Notes on Last Page.

Table 2
On-Site Groundwater Analytical Results
Ford Livonia Transmission Plant
36200 Plymouth Road
Livonia, Michigan

Location:		EGLE Non-Residential Drinking Water Criteria	TW-16-01															TW-16-02															
Screen Interval (ft. bgs):			12-17															12-17															
Date:	Unit		8/2/2017	11/7/2017	2/7/2018	5/15/2018	8/6/2018	10/30/2018	2/26/2019	6/10/2019	9/24/2019	11/11/2019	2/7/2020	8/18/2020	11/9/2020	3/2/2021	5/18/2021	4/25/2017	8/2/2017	11/7/2017	2/14/2018	5/11/2018	8/6/2018	10/30/2018	2/26/2019	6/10/2019	9/24/2019	11/11/2019	2/3/2020	8/18/2020	11/5/2020	3/2/2021	5/17/2021
Semi-volatile Organic Compounds (SVOCs)																																	
1,4-Dioxane	µg/L	350	< 2.0 UB	< 2.0	< 2.0	< 2.0	< 2.0	< 2.0	< 2.0	< 2.0 UB	< 2.0	< 2.0	< 2.0	< 2.0	< 2.0	< 2.0	< 2.0	7.2	3.9	5.8	3.9	5.0	2.7	5.3	4.6	2.8	2.2	2.0	1.8 J	1.2 J	1.0 J	< 2.0	< 2.0
Volatile Organic Compounds (VOCs)																																	
1,1,1-Trichloroethane	µg/L	200	< 10	< 13	< 33	< 33	< 25	< 25	< 100	NA	NA	NA	NA	NA	NA	NA	NA	< 630	< 500	< 400	< 1,000	< 500	< 250	< 500	< 330	NA	NA	NA	NA	NA	NA	NA	NA
1,1,2,2-Tetrachloroethane	µg/L	35	< 10	< 13	< 33	< 33	< 25	< 25	< 100 J	NA	NA	NA	NA	NA	NA	NA	NA	< 630	< 500	< 400	< 1,000	< 500	< 250	< 500	< 330 J	NA	NA	NA	NA	NA	NA	NA	NA
1,1,2-trichloro-1,2,2-trifluoroethane	µg/L	170,000	< 10	< 13	< 33	< 33	< 25	< 25	< 100	NA	NA	NA	NA	NA	NA	NA	NA	< 630	< 500	< 400	< 1,000	< 500	< 250	< 500	< 330	NA	NA	NA	NA	NA	NA	NA	NA
1,1,2-Trichloroethane	µg/L	5.0	< 10	< 13	< 33	< 33	< 25	< 25	< 100	NA	NA	NA	NA	NA	NA	NA	NA	< 630	< 500	< 400	< 1,000	< 500	< 250	< 500	< 330	NA	NA	NA	NA	NA	NA	NA	NA
1,1-Dichloroethane	µg/L	2,500	< 10	< 13	< 33	< 33	< 25	< 25	< 100	NA	NA	NA	NA	NA	NA	NA	NA	< 630	< 500	< 400	< 1,000	< 500	< 250	< 500	< 330	NA	NA	NA	NA	NA	NA	NA	NA
1,1-Dichloroethene	µg/L	7.0	< 10	< 13	< 33	< 33	< 25	< 25	< 100	< 33	< 20	0.57 J	< 13	< 13	< 10	< 13	< 2.5	< 630	< 500	< 400	< 1,000	< 500	< 250	< 500	< 330	< 250	< 330	**15 J**	< 330	< 330	< 250	< 330	< 330
1,2,3-Trimethylbenzene	µg/L	NS	< 50	< 63	< 170	< 170	< 130	< 130	< 500	NA	NA	NA	NA	NA	NA	NA	NA	< 3,100	< 2,500	< 2,000	< 5,000	< 2,500	< 1,300	< 2,500	< 1,700	NA	NA	NA	NA	NA	NA	NA	NA
1,2,4-Trichlorobenzene	µg/L	70	< 10	< 13	< 33	< 33	< 25	< 25	< 100	NA	NA	NA	NA	NA	NA	NA	NA	< 630	< 500	< 400	< 1,000	< 500	< 250	< 500	< 330	NA	NA	NA	NA	NA	NA	NA	NA
1,2,4-Trimethylbenzene	µg/L	63	< 10	< 13	< 33	< 33	< 25	< 25	< 100	NA	NA	NA	NA	NA	NA	NA	NA	< 630	< 500	< 400	< 1,000	< 500	< 250	< 500	< 330	NA	NA	NA	NA	NA	NA	NA	NA
1,2-Dibromo-3-chloropropane	µg/L	0.2	< 10	< 13	< 33	< 33	< 25	< 25	< 100 J	NA	NA	NA	NA	NA	NA	NA	NA	< 630	< 500	< 400	< 1,000	< 500	< 250	< 500	< 330 J	NA	NA	NA	NA	NA	NA	NA	NA
1,2-Dibromoethane	µg/L	0.05	< 10	< 13	< 33	< 33	< 25	< 25	< 100	NA	NA	NA	NA	NA	NA	NA	NA	< 630	< 500	< 400	< 1,000	< 500	< 250	< 500	< 330	NA	NA	NA	NA	NA	NA	NA	NA
1,2-Dichlorobenzene	µg/L	600	< 10	< 13	< 33	< 33	< 25	< 25	< 100	NA	NA	NA	NA	NA	NA	NA	NA	< 630	< 500	< 400	< 1,000	< 500	< 250	< 500	< 330	NA	NA	NA	NA	NA	NA	NA	NA
1,2-Dichloroethane	µg/L	5.0	< 10	< 13	< 33	< 33	< 25	< 25	< 100	NA	NA	NA	NA	NA	NA	NA	NA	< 630	< 500	< 400	< 1,000	< 500	< 250	< 500	< 330	NA	NA	NA	NA	NA	NA	NA	NA
1,2-Dichloropropane	µg/L	5.0	< 10	< 13	< 33	< 33	< 25	< 25	< 100	NA	NA	NA	NA	NA	NA	NA	NA	< 630	< 500	< 400	< 1,000	< 500	< 250	< 500	< 330	NA	NA	NA	NA	NA	NA	NA	NA
1,3,5-Trimethylbenzene	µg/L	72	< 10	< 13	< 33	< 33	< 25	< 25	< 100	NA	NA	NA	NA	NA	NA	NA	NA	< 630	< 500	< 400	< 1,000	< 500	< 250	< 500	< 330	NA	NA	NA	NA	NA	NA	NA	NA
1,3-Dichlorobenzene	µg/L	19	< 10	< 13	< 33	< 33	< 25	< 25	< 100	NA	NA	NA	NA	NA	NA	NA	NA	< 630	< 500	< 400	< 1,000	< 500	< 250	< 500	< 330	NA	NA	NA	NA	NA	NA	NA	NA
1,4-Dichlorobenzene	µg/L	75	< 10	< 13	< 33	< 33	< 25	< 25	< 100	NA	NA	NA	NA	NA	NA	NA	NA	< 630	< 500	< 400	< 1,000	< 500	< 250	< 500	< 330	NA	NA	NA	NA	NA	NA	NA	NA
2-Butanone (MEK)	µg/L	38,000	< 100	< 130	< 330	< 330	< 250	< 250	< 1,000 J	NA	NA	NA	NA	NA	NA	NA	NA	< 6,300	< 5,000	< 4,000	< 10,000	< 5,000	< 2,500	< 5,000	< 3,300 J	NA	NA	NA	NA	NA	NA	NA	NA
2-Methylnaphthalene	µg/L	750	NA	NA	NA	NA	NA	NA	NA	NA	NA	NA	NA	NA	NA	NA	NA	NA	NA	NA	NA	NA	NA	NA	NA	NA	NA	NA	NA	NA	NA	NA	NA
4-Methyl-2-Pentanone (MIBK)	µg/L	5,200	< 100	< 130	< 330	< 330	< 250	< 250	< 1,000 J	NA	NA	NA	NA	NA	NA	NA	NA	< 6,300	< 5,000	< 4,000	< 10,000	< 5,000	< 2,500	< 5,000	< 3,300 J	NA	NA	NA	NA	NA	NA	NA	NA
Acetone	µg/L	2,100	< 100	< 130	< 330	68 J	< 250	< 250	< 1,000	NA	NA	NA	NA	NA	NA	NA	NA	< 6,300	< 5,000	< 4,000	< 10,000	< 5,000	< 2,500	< 5,000	< 3,300	NA	NA	NA	NA	NA	NA	NA	NA
Benzene	µg/L	5.0	< 10	< 13	< 33	< 33	< 25	< 25	< 100	NA	NA	NA	NA	NA	NA	NA	NA	< 630	< 500	< 400	< 1,000	< 500	< 250	< 500	< 330	NA	NA	NA	NA	NA	NA	NA	NA
Bromodichloromethane	µg/L	80	< 10	< 13	< 33	< 33	< 25	< 25	< 100	NA	NA	NA	NA	NA	NA	NA	NA	< 630	< 500	< 400	< 1,000	< 500	< 250	< 500	< 330	NA	NA	NA	NA	NA	NA	NA	NA
Bromoform	µg/L	80	< 10	< 13	< 33	< 33	< 25	< 25	< 100 J	NA	NA	NA	NA	NA	NA	NA	NA	< 630	< 500	< 400	< 1,000	< 500	< 250	< 500	< 330 J	NA	NA	NA	NA	NA	NA	NA	NA
Bromomethane	µg/L	29	< 10	< 13	< 33	< 33	< 25	< 25	< 100	NA	NA	NA	NA	NA	NA	NA	NA	< 630	< 500	< 400	< 1,000	< 500	< 250	< 500	< 330	NA	NA	NA	NA	NA	NA	NA	NA
Carbon Disulfide	µg/L	2,300	< 50	< 63	< 170	< 170	< 130	< 130	< 500	NA	NA	NA	NA	NA	NA	NA	NA	< 3,100	< 2,500	< 2,000	< 5,000	< 2,500	< 1,300	< 2,500	< 1,700	NA	NA	NA	NA	NA	NA	NA	NA
Carbon Tetrachloride	µg/L	5.0	< 10	< 13	< 33	< 33	< 25	< 25	< 100	NA	NA	NA	NA	NA	NA	NA	NA	< 630	< 500	< 400	< 1,000	< 500	< 250	< 500	< 330	NA	NA	NA	NA	NA	NA	NA	NA
Trichlorofluoromethane (CFC-11)	µg/L	7,300	< 10	< 13	< 33	< 33	< 25	< 25	< 100	NA	NA	NA	NA	NA	NA	NA	NA	< 630	< 500	< 400	< 1,000	< 500	< 250	< 500	< 330	NA	NA	NA	NA	NA	NA	NA	NA
Dichlorodifluoromethane (CFC-12)	µg/L	4,800	< 10	< 13	< 33	< 33	< 25	< 25	< 100	NA	NA	NA	NA	NA	NA	NA	NA	< 630	< 500	< 400	< 1,000	< 500	< 250	< 500	< 330	NA	NA	NA	NA	NA	NA	NA	NA
Chlorobenzene	µg/L	100	< 10	< 13	< 33	< 33	< 25	< 25	< 100	NA	NA	NA	NA	NA	NA	NA	NA	< 630	< 500	< 400	< 1,000	< 500	< 250	< 500	< 330	NA	NA	NA	NA	NA	NA	NA	NA
Chlorodibromomethane	µg/L	80	< 10	< 13	< 33	< 33	< 25	< 25	< 100	NA	NA	NA	NA	NA	NA	NA	NA	< 630	< 500	< 400	< 1,000	< 500	< 250	< 500	< 330	NA	NA	NA	NA	NA	NA	NA	NA
Chloroethane	µg/L	1,700	< 10	< 13	< 33	< 33	< 25	< 25	< 100	NA	NA	NA	NA	NA	NA	NA	NA	< 630	< 500	< 400	< 1,000	< 500	< 250	< 500	< 330	NA	NA	NA	NA	NA	NA	NA	NA
Chloroform	µg/L	80	< 10	< 13	< 33	< 33	< 25	< 25	< 100	NA	NA	NA	NA	NA	NA	NA	NA	< 630	< 500	< 400	< 1,000	< 500	< 250	< 500	< 330	NA	NA	NA	NA	NA	NA	NA	NA
Chloromethane	µg/L	1,100	< 10	< 13	< 33	< 33	< 25	< 25	< 100	NA	NA	NA	NA	NA	NA	NA	NA	< 630	< 500	< 400	< 1,000	< 500	< 250	< 500	< 330	NA	NA	NA	NA	NA	NA	NA	NA
cis-1,2-Dichloroethene	µg/L	70	17	32	34	68	**140**	**180**	**150**	**140**	**170**	**180**	**91**	**88**	**91**	30	41	**5,200**	**3,100**	**6,000**	**3,500**	**4,400**	**4,100**	**6,900**	**7,700**	**3,000**	**2,800**	**3,300**	**2,200**	**720**	**980**	**600**	**670**
cis-1,3-Dichloropropene	µg/L	NS	< 10	< 13	< 33	< 33	< 25	< 25	< 100	NA	NA	NA	NA	NA	NA	NA	NA	< 630	< 500	< 400	< 1,000	< 500	< 250	< 500	< 330	NA	NA	NA	NA	NA	NA	NA	NA
Cyclohexane	µg/L	NS	< 10	< 13	< 33	< 33	< 25	< 25	< 100	NA	NA	NA	NA	NA	NA	NA	NA	< 630	< 500	< 400	< 1,000	< 500	< 250	< 500	< 330	NA	NA	NA	NA	NA	NA	NA	NA
Dichloromethane	µg/L	5.0	< 50	< 63 UB	< 170 UB	**20 J**	< 130	< 130	< 500	NA	NA	NA	NA	NA	NA	NA	NA	< 3,100 UB	< 2,500	< 2,000	< 5,000	< 2,500	< 1,300	< 2,500	< 1,700	NA	NA	NA	NA	NA	NA	NA	NA
Diethyl ether	µg/L	10	< 20	< 25	< 67	< 67	< 50	< 50	< 200	NA	NA	NA	NA	NA	NA	NA	NA	< 1,300	< 1,000	< 800	< 2,000	< 1,000	< 500	< 1,000	< 670	NA	NA	NA	NA	NA	NA	NA	NA
Ethylbenzene	µg/L	74	< 10	< 13	< 33	< 33	< 25	< 25	< 100	NA	NA	NA	NA	NA	NA	NA	NA	< 630	< 500	< 400	< 1,000	< 500	< 250	< 500	< 330	NA	NA	NA	NA	NA	NA	NA	NA
Isopropylbenzene	µg/L	2,300	< 10	< 13	< 33	< 33	< 25	< 25	< 100	NA	NA	NA	NA	NA	NA	NA	NA	< 630	< 500	< 400	< 1,000	< 500	< 250	< 500	< 330	NA	NA	NA	NA	NA	NA	NA	NA
Methyl Acetate	µg/L	NS	< 100	< 130	< 330	< 330	< 250	< 250	< 1,000 J	NA	NA	NA	NA	NA	NA	NA	NA	< 6,300	< 5,000	< 4,000	< 10,000	< 5,000	< 2,500	< 5,000	< 3,300 J	NA	NA	NA	NA	NA	NA	NA	NA
Methyl N-Butyl Ketone (2-Hexanone)	µg/L	2,900	< 100	< 130	< 330	< 330	< 250	< 250	< 1,000 J	NA	NA	NA	NA	NA	NA	NA	NA	< 6,300	< 5,000	< 4,000	< 10,000	< 5,000	< 2,500	< 5,000	< 3,300 J	NA	NA	NA	NA	NA	NA	NA	NA
Methylcyclohexane	µg/L	NS	< 10	< 13	< 33	< 33	< 25	< 25	< 100	NA	NA	NA	NA	NA	NA	NA	NA	< 630	< 500	< 400	< 1,000	< 500	< 250	< 500	< 330	NA	NA	NA	NA	NA	NA	NA	NA

See Notes on Last Page.

Table 2
On-Site Groundwater Analytical Results
Ford Livonia Transmission Plant
36200 Plymouth Road
Livonia, Michigan

Location:		EGLE Non-Residential Drinking Water Criteria	TW-16-01															TW-16-02															
Screen Interval (ft. bgs):			12-17															12-17															
Date:	Unit		8/2/2017	11/7/2017	2/7/2018	5/15/2018	8/6/2018	10/30/2018	2/26/2019	6/10/2019	9/24/2019	11/11/2019	2/7/2020	8/18/2020	11/9/2020	3/2/2021	5/18/2021	4/25/2017	8/2/2017	11/7/2017	2/14/2018	5/11/2018	8/6/2018	10/30/2018	2/26/2019	6/10/2019	9/24/2019	11/11/2019	2/3/2020	8/18/2020	11/5/2020	3/2/2021	5/17/2021
Methyl-tert-butyl ether	µg/L	40	< 10	< 13	< 33	< 33 J	< 25	< 25	< 100 J	NA	NA	NA	NA	NA	NA	NA	NA	< 630	< 500	< 400	< 1,000	< 500	< 250	< 500	< 330 J	NA	NA	NA	NA	NA	NA	NA	NA
Naphthalene	µg/L	1,500	NA	NA	NA	NA	NA	NA	NA	NA	NA	NA	NA	NA	NA	NA	NA	NA	NA	NA	NA	NA	NA	NA	NA	NA	NA	NA	NA	NA	NA	NA	NA
Styrene (Monomer)	µg/L	100	< 10	< 13	< 33	< 33	< 25	< 25	< 100	NA	NA	NA	NA	NA	NA	NA	NA	< 630	< 500	< 400	< 1,000	< 500	< 250	< 500	< 330	NA	NA	NA	NA	NA	NA	NA	NA
Tetrachloroethene	µg/L	5.0	< 10	< 13	< 33	< 33	< 25	< 25	< 100	< 33	< 20	< 1.0	< 13	< 13	< 10	< 13	< 2.5	< 630	< 500	< 400	< 1,000	< 500	< 250	< 500	< 330	< 250	< 330	< 25	< 330	< 330	< 250	< 330	< 330
Toluene	µg/L	790	< 10	< 13	< 33	< 33	< 25	< 25	< 100	NA	NA	NA	NA	NA	NA	NA	NA	< 630	< 500	< 400	< 1,000	< 500	< 250	< 500	< 330	NA	NA	NA	NA	NA	NA	NA	NA
Total Xylenes	µg/L	280	< 20	< 25	< 67	< 67	< 50	< 50	< 200	NA	NA	NA	NA	NA	NA	NA	NA	< 1,300	< 1,000	< 800	< 2,000	< 1,000	< 500	< 1,000	< 670	NA	NA	NA	NA	NA	NA	NA	NA
trans-1,2-Dichloroethene	µg/L	100	< 10	< 13	< 33	11 J	7.5 J	14 J	22 J	8.0 J	< 20	4.9	< 13	< 13	< 10	< 13	< 2.5	< 630	< 500	< 400	< 1,000	< 500	56 J	< 500	**130 J**	< 250	< 330	48	< 330	< 330	< 250	< 330	< 330
trans-1,3-Dichloropropene	µg/L	NS	< 10	< 13	< 33	< 33	< 25	< 25	< 100	NA	NA	NA	NA	NA	NA	NA	NA	< 630	< 500	< 400	< 1,000	< 500	< 250	< 500	< 330	NA	NA	NA	NA	NA	NA	NA	NA
Trichloroethene	µg/L	5.0	< 10	< 13	< 33	< 33	< 25	< 25	**15 J**	< 33	< 20	< 1.0	< 13	< 13	< 10	< 13	< 2.5	< 630	< 500	< 400	< 1,000	< 500	< 250	< 500	< 330	< 250	< 330	< 25	< 330	< 330	< 250	< 330	< 330
Vinyl chloride	µg/L	2.0	**210**	**320**	**380**	**720**	**680**	**830**	**750**	**550**	**420**	**480**	**370**	**190**	**300**	**120**	**150**	**15,000**	**12,000**	**13,000**	**9,100**	**8,500**	**7,300**	**12,000**	**8,900**	**5,800**	**7,600**	**5,700**	**7,000**	**3,700**	**5,100**	**4,100**	**5,100**
Gases																																	
Ethane	µg/L	NS	NA	NA	NA	NA	NA	NA	NA	NA	NA	NA	NA	NA	NA	NA	NA	NA	NA	NA	NA	NA	NA	NA	NA	NA	NA	NA	NA	NA	NA	NA	NA
Ethene	µg/L	NS	NA	NA	NA	NA	NA	NA	NA	NA	NA	NA	NA	NA	NA	NA	NA	NA	NA	NA	NA	NA	NA	NA	NA	NA	NA	NA	NA	NA	NA	NA	NA
Methane	µg/L	NS	NA	NA	NA	NA	NA	NA	NA	NA	NA	NA	NA	NA	NA	NA	NA	NA	NA	NA	NA	NA	NA	NA	NA	NA	NA	NA	NA	NA	NA	NA	NA
Other																																	
Carbon	mg/L	NS	NA	NA	NA	NA	NA	NA	NA	NA	NA	NA	NA	NA	NA	NA	NA	NA	NA	NA	NA	NA	NA	NA	NA	NA	NA	NA	NA	NA	NA	NA	NA
Nitrate-N	mg/L	10	NA	NA	NA	NA	NA	NA	NA	NA	NA	NA	NA	NA	NA	NA	NA	NA	NA	NA	NA	NA	NA	NA	NA	NA	NA	NA	NA	NA	NA	NA	NA
Sulfate	mg/L	250	NA	NA	NA	NA	NA	NA	NA	NA	NA	NA	NA	NA	NA	NA	NA	NA	NA	NA	NA	NA	NA	NA	NA	NA	NA	NA	NA	NA	NA	NA	NA
Total Organic Carbon	mg/L	NS	NA	NA	NA	NA	NA	NA	NA	NA	NA	NA	NA	NA	NA	NA	NA	NA	NA	NA	NA	NA	NA	NA	NA	NA	NA	NA	NA	NA	NA	NA	NA
Metals																																	
Iron, Dissolved	µg/L	300	NA	NA	NA	NA	NA	NA	NA	NA	NA	NA	NA	NA	NA	NA	NA	NA	NA	NA	NA	NA	NA	NA	NA	NA	NA	NA	NA	NA	NA	NA	NA
Iron	µg/L	300	NA	NA	NA	NA	NA	NA	NA	NA	NA	NA	NA	NA	NA	NA	NA	NA	NA	NA	NA	NA	NA	NA	NA	NA	NA	NA	NA	NA	NA	NA	NA
Manganese, Dissolved	µg/L	50	NA	NA	NA	NA	NA	NA	NA	NA	NA	NA	NA	NA	NA	NA	NA	NA	NA	NA	NA	NA	NA	NA	NA	NA	NA	NA	NA	NA	NA	NA	NA
Manganese	µg/L	50	NA	NA	NA	NA	NA	NA	NA	NA	NA	NA	NA	NA	NA	NA	NA	NA	NA	NA	NA	NA	NA	NA	NA	NA	NA	NA	NA	NA	NA	NA	NA

See Notes on Last Page.

Table 2
On-Site Groundwater Analytical Results
Ford Livonia Transmission Plant
36200 Plymouth Road
Livonia, Michigan

Location:		EGLE Non-Residential Drinking Water Criteria	TW-16-03															TW-16-04														
Screen Interval (ft. bgs):			9-19															9-19														
Date:	Unit		8/3/2017	11/8/2017	2/14/2018	5/11/2018	8/8/2018	10/30/2018	2/25/2019	6/11/2019	9/27/2019	11/14/2019	2/11/2020	8/18/2020	11/9/2020	3/1/2021	5/20/2021	4/25/2017	8/3/2017	11/8/2017	2/14/2018	5/11/2018	8/8/2018	10/30/2018	2/25/2019	6/11/2019	9/27/2019	11/14/2019	2/4/2020	8/18/2020	11/5/2020	3/1/2021	5/20/2021
Semi-volatile Organic Compounds (SVOCs)																																
1,4-Dioxane	µg/L	350	< 2.0 UB	< 2.0	< 2.0	< 2.0	1.0 J	1.1 J	< 2.0	< 2.0	0.93 J	0.43 J	< 2.0	< 2.0	< 2.0	< 2.0	< 4.0	1.7 J	< 2.0 UB	0.89 J	< 2.0	< 2.0	1.2 J	1.5 J	1.2 J	1.1 J	< 2.0	0.86 J	< 2.0	< 2.0	< 2.0	< 2.0	< 2.0
Volatile Organic Compounds (VOCs)																																
1,1,1-Trichloroethane	µg/L	200	< 4.0	< 3.3	< 10	< 2.5	< 2.0	< 6.7	< 1.7	NA	NA	NA	NA	NA	NA	NA	NA	< 4.0	< 4.0	< 6.7	< 6.7	< 2.5	< 1.0	< 3.3	< 3.3	NA	NA	NA	NA	NA	NA	NA	NA
1,1,2,2-Tetrachloroethane	µg/L	35	< 4.0	< 3.3	< 10	< 2.5	< 2.0	< 6.7	< 1.7 J	NA	NA	NA	NA	NA	NA	NA	NA	< 4.0	< 4.0	< 6.7	< 6.7	< 2.5	< 1.0	< 3.3	< 3.3	NA	NA	NA	NA	NA	NA	NA	NA
1,1,2-trichloro-1,2,2-trifluoroethane	µg/L	170,000	< 4.0	< 3.3	< 10	< 2.5	< 2.0	< 6.7	< 1.7	NA	NA	NA	NA	NA	NA	NA	NA	< 4.0	< 4.0	< 6.7	< 6.7	< 2.5	< 1.0	< 3.3	< 3.3	NA	NA	NA	NA	NA	NA	NA	NA
1,1,2-Trichloroethane	µg/L	5.0	< 4.0	< 3.3	< 10	< 2.5	< 2.0	< 6.7	< 1.7	NA	NA	NA	NA	NA	NA	NA	NA	< 4.0	< 4.0	< 6.7	< 6.7	< 2.5	< 1.0	< 3.3	< 3.3	NA	NA	NA	NA	NA	NA	NA	NA
1,1-Dichloroethane	µg/L	2,500	< 4.0	< 3.3	< 10	< 2.5	0.44 J	< 6.7	0.43 J	NA	NA	NA	NA	NA	NA	NA	NA	< 4.0	< 4.0	< 6.7	< 6.7	< 2.5	0.50 J	< 3.3	< 3.3	NA	NA	NA	NA	NA	NA	NA	NA
1,1-Dichloroethene	µg/L	7.0	< 4.0	< 3.3	< 10	< 2.5	< 2.0	< 6.7	< 1.7	< 1.0	< 1.0	< 1.0	< 5.0	< 5.0	< 2.5	< 2.5	< 2.5	< 4.0	< 4.0	< 6.7	< 6.7	< 2.5	< 1.0	< 3.3	< 3.3	< 2.5	< 2.5	< 1.0	< 2.5	< 2.5	< 1.0	< 2.0	< 2.0
1,2,3-Trimethylbenzene	µg/L	NS	< 20	< 17	< 50	< 13	< 10	< 33	< 8.4	NA	NA	NA	NA	NA	NA	NA	NA	< 20	< 20	< 33	< 33	< 13	< 5.0	< 17	< 17	NA	NA	NA	NA	NA	NA	NA	NA
1,2,4-Trichlorobenzene	µg/L	70	< 4.0	< 3.3	< 10	< 2.5	< 2.0	< 6.7	< 1.7	NA	NA	NA	NA	NA	NA	NA	NA	< 4.0	< 4.0	< 6.7	< 6.7	< 2.5	< 1.0	< 3.3	< 3.3	NA	NA	NA	NA	NA	NA	NA	NA
1,2,4-Trimethylbenzene	µg/L	63	< 4.0	< 3.3	< 10	< 2.5	< 2.0	< 6.7	< 1.7	NA	NA	NA	NA	NA	NA	NA	NA	< 4.0	< 4.0	< 6.7	< 6.7	< 2.5	< 1.0	< 3.3	< 3.3	NA	NA	NA	NA	NA	NA	NA	NA
1,2-Dibromo-3-chloropropane	µg/L	0.2	< 4.0	< 3.3	< 10	< 2.5	< 2.0	< 6.7	< 1.7	NA	NA	NA	NA	NA	NA	NA	NA	< 4.0	< 4.0	< 6.7	< 6.7	< 2.5	< 1.0	< 3.3	< 3.3	NA	NA	NA	NA	NA	NA	NA	NA
1,2-Dibromoethane	µg/L	0.05	< 4.0	< 3.3	< 10	< 2.5	< 2.0	< 6.7	< 1.7	NA	NA	NA	NA	NA	NA	NA	NA	< 4.0	< 4.0	< 6.7	< 6.7	< 2.5	< 1.0	< 3.3	< 3.3	NA	NA	NA	NA	NA	NA	NA	NA
1,2-Dichlorobenzene	µg/L	600	< 4.0	< 3.3	< 10	< 2.5	< 2.0	< 6.7	< 1.7	NA	NA	NA	NA	NA	NA	NA	NA	< 4.0	< 4.0	< 6.7	< 6.7	< 2.5	< 1.0	< 3.3	< 3.3	NA	NA	NA	NA	NA	NA	NA	NA
1,2-Dichloroethane	µg/L	5.0	< 4.0	< 3.3	< 10	< 2.5	< 2.0	< 6.7	< 1.7	NA	NA	NA	NA	NA	NA	NA	NA	< 4.0	< 4.0	< 6.7	< 6.7	< 2.5	< 1.0	< 3.3	< 3.3	NA	NA	NA	NA	NA	NA	NA	NA
1,2-Dichloropropane	µg/L	5.0	< 4.0	< 3.3	< 10	< 2.5	< 2.0	< 6.7	< 1.7	NA	NA	NA	NA	NA	NA	NA	NA	< 4.0	< 4.0	< 6.7	< 6.7	< 2.5	< 1.0	< 3.3	< 3.3	NA	NA	NA	NA	NA	NA	NA	NA
1,3,5-Trimethylbenzene	µg/L	72	< 4.0	< 3.3	< 10	< 2.5	< 2.0	< 6.7	< 1.7	NA	NA	NA	NA	NA	NA	NA	NA	< 4.0	< 4.0	< 6.7	< 6.7	< 2.5	< 1.0	< 3.3	< 3.3	NA	NA	NA	NA	NA	NA	NA	NA
1,3-Dichlorobenzene	µg/L	19	< 4.0	< 3.3	< 10	< 2.5	< 2.0	< 6.7	< 1.7	NA	NA	NA	NA	NA	NA	NA	NA	< 4.0	< 4.0	< 6.7	< 6.7	< 2.5	< 1.0	< 3.3	< 3.3	NA	NA	NA	NA	NA	NA	NA	NA
1,4-Dichlorobenzene	µg/L	75	< 4.0	< 3.3	< 10	< 2.5	< 2.0	< 6.7	< 1.7	NA	NA	NA	NA	NA	NA	NA	NA	< 4.0	< 4.0	< 6.7	< 6.7	< 2.5	< 1.0	< 3.3	< 3.3	NA	NA	NA	NA	NA	NA	NA	NA
2-Butanone (MEK)	µg/L	38,000	< 40	< 33	< 100	< 25	< 20	< 67	< 17 J	NA	NA	NA	NA	NA	NA	NA	NA	< 40	< 40	< 67	< 67	< 25	< 10	< 33	< 33	NA	NA	NA	NA	NA	NA	NA	NA
2-Methylnaphthalene	µg/L	750	NA	NA	NA	NA	NA	NA	NA	NA	NA	NA	NA	NA	NA	NA	NA	NA	NA	NA	NA	NA	NA	NA	NA	NA	NA	NA	NA	NA	NA	NA	NA
4-Methyl-2-Pentanone (MIBK)	µg/L	5,200	< 40	< 33	< 100	< 25	< 20	< 67	< 17 J	NA	NA	NA	NA	NA	NA	NA	NA	< 40	< 40	< 67	< 67	< 25	< 10	< 33	< 33	NA	NA	NA	NA	NA	NA	NA	NA
Acetone	µg/L	2,100	< 40	< 33	< 100	< 25	< 20	< 67	< 17	NA	NA	NA	NA	NA	NA	NA	NA	< 40	< 40	< 67	< 67	< 25	5.5 J	< 33	< 33	NA	NA	NA	NA	NA	NA	NA	NA
Benzene	µg/L	5.0	< 4.0	< 3.3	< 10	< 2.5	< 2.0	< 6.7	< 1.7	NA	NA	NA	NA	NA	NA	NA	NA	< 4.0	< 4.0	< 6.7	< 6.7	< 2.5	< 1.0	< 3.3	< 3.3	NA	NA	NA	NA	NA	NA	NA	NA
Bromodichloromethane	µg/L	80	< 4.0	< 3.3	< 10	< 2.5	< 2.0	< 6.7	< 1.7	NA	NA	NA	NA	NA	NA	NA	NA	< 4.0	< 4.0	< 6.7	< 6.7	< 2.5	< 1.0	< 3.3	< 3.3	NA	NA	NA	NA	NA	NA	NA	NA
Bromoform	µg/L	80	< 4.0	< 3.3	< 10	< 2.5	< 2.0	< 6.7	< 1.7 J	NA	NA	NA	NA	NA	NA	NA	NA	< 4.0	< 4.0	< 6.7	< 6.7	< 2.5	< 1.0	< 3.3	< 3.3	NA	NA	NA	NA	NA	NA	NA	NA
Bromomethane	µg/L	29	< 4.0	< 3.3	< 10	< 2.5	< 2.0	< 6.7	< 1.7	NA	NA	NA	NA	NA	NA	NA	NA	< 4.0	< 4.0	< 6.7	< 6.7	< 2.5	< 1.0	< 3.3	< 3.3	NA	NA	NA	NA	NA	NA	NA	NA
Carbon Disulfide	µg/L	2,300	< 20	< 17	< 50	< 13	< 10	< 33	< 8.4	NA	NA	NA	NA	NA	NA	NA	NA	< 20	< 20	< 33	< 33	< 13	< 5.0	< 17	< 17	NA	NA	NA	NA	NA	NA	NA	NA
Carbon Tetrachloride	µg/L	5.0	< 4.0	< 3.3	< 10	< 2.5	< 2.0	< 6.7	< 1.7	NA	NA	NA	NA	NA	NA	NA	NA	< 4.0	< 4.0	< 6.7	< 6.7	< 2.5	< 1.0	< 3.3	< 3.3	NA	NA	NA	NA	NA	NA	NA	NA
Trichlorofluoromethane (CFC-11)	µg/L	7,300	< 4.0	< 3.3	< 10	< 2.5	< 2.0	< 6.7	< 1.7	NA	NA	NA	NA	NA	NA	NA	NA	< 4.0	< 4.0	< 6.7	< 6.7	< 2.5	< 1.0	< 3.3	< 3.3	NA	NA	NA	NA	NA	NA	NA	NA
Dichlorodifluoromethane (CFC-12)	µg/L	4,800	< 4.0	< 3.3	< 10	< 2.5	< 2.0	< 6.7	< 1.7	NA	NA	NA	NA	NA	NA	NA	NA	< 4.0	< 4.0	< 6.7	< 6.7	< 2.5	< 1.0	< 3.3	< 3.3	NA	NA	NA	NA	NA	NA	NA	NA
Chlorobenzene	µg/L	100	< 4.0	< 3.3	< 10	< 2.5	< 2.0	< 6.7	< 1.7	NA	NA	NA	NA	NA	NA	NA	NA	< 4.0	< 4.0	< 6.7	< 6.7	< 2.5	< 1.0	< 3.3	< 3.3	NA	NA	NA	NA	NA	NA	NA	NA
Chlorodibromomethane	µg/L	80	< 4.0	< 3.3	< 10	< 2.5	< 2.0	< 6.7	< 1.7	NA	NA	NA	NA	NA	NA	NA	NA	< 4.0	< 4.0	< 6.7	< 6.7	< 2.5	< 1.0	< 3.3	< 3.3	NA	NA	NA	NA	NA	NA	NA	NA
Chloroethane	µg/L	1,700	< 4.0	< 3.3	< 10	< 2.5	< 2.0	< 6.7	< 1.7	NA	NA	NA	NA	NA	NA	NA	NA	< 4.0	< 4.0	< 6.7	< 6.7	< 2.5	< 1.0	< 3.3	< 3.3	NA	NA	NA	NA	NA	NA	NA	NA
Chloroform	µg/L	80	< 4.0	< 3.3	< 10	< 2.5	< 2.0	< 6.7	< 1.7	NA	NA	NA	NA	NA	NA	NA	NA	< 4.0	< 4.0	< 6.7	< 6.7	< 2.5	< 1.0	< 3.3	< 3.3	NA	NA	NA	NA	NA	NA	NA	NA
Chloromethane	µg/L	1,100	< 4.0	< 3.3 J	< 10	< 2.5	< 2.0	< 6.7	< 1.7	NA	NA	NA	NA	NA	NA	NA	NA	< 4.0	< 4.0	< 6.7 J	< 6.7	< 2.5	< 1.0	< 3.3	< 3.3	NA	NA	NA	NA	NA	NA	NA	NA
cis-1,2-Dichloroethene	µg/L	70	37	36	40	39	36	42	33	14	35	52	33	32	41	32	25	20	18	23	25	20	21	20	14	14	13	20	12	14	14	13	8.7
cis-1,3-Dichloropropene	µg/L	NS	< 4.0	< 3.3	< 10	< 2.5	< 2.0	< 6.7	< 1.7	NA	NA	NA	NA	NA	NA	NA	NA	< 4.0	< 4.0	< 6.7	< 6.7	< 2.5	< 1.0	< 3.3	< 3.3	NA	NA	NA	NA	NA	NA	NA	NA
Cyclohexane	µg/L	NS	< 4.0	< 3.3	< 10	< 2.5	< 2.0	< 6.7	< 1.7	NA	NA	NA	NA	NA	NA	NA	NA	< 4.0	< 4.0	< 6.7	< 6.7	< 2.5	< 1.0	< 3.3	< 3.3	NA	NA	NA	NA	NA	NA	NA	NA
Dichloromethane	µg/L	5.0	< 20	< 17	< 50	< 13	< 10	< 33	< 8.4	NA	NA	NA	NA	NA	NA	NA	NA	< 20 UB	< 20	< 33	< 33	< 13	< 5.0	< 17	< 17	NA	NA	NA	NA	NA	NA	NA	NA
Diethyl ether	µg/L	10	< 8.0	< 6.7	< 20	< 5.0	< 4.0	< 13	< 3.3	NA	NA	NA	NA	NA	NA	NA	NA	< 8.0	< 8.0	< 13	< 13	< 5.0	< 2.0	< 6.7	< 6.7	NA	NA	NA	NA	NA	NA	NA	NA
Ethylbenzene	µg/L	74	< 4.0	< 3.3	< 10	< 2.5	< 2.0	< 6.7	< 1.7	NA	NA	NA	NA	NA	NA	NA	NA	< 4.0	< 4.0	< 6.7	< 6.7	< 2.5	< 1.0	< 3.3	< 3.3	NA	NA	NA	NA	NA	NA	NA	NA
Isopropylbenzene	µg/L	2,300	< 4.0	< 3.3	< 10	< 2.5	< 2.0	< 6.7	< 1.7	NA	NA	NA	NA	NA	NA	NA	NA	< 4.0	< 4.0	< 6.7	< 6.7	< 2.5	< 1.0	< 3.3	< 3.3	NA	NA	NA	NA	NA	NA	NA	NA
Methyl Acetate	µg/L	NS	< 40	< 33	< 100	< 25	< 20	< 67	< 17	NA	NA	NA	NA	NA	NA	NA	NA	< 40	< 40	< 67	< 67	< 25	< 10	< 33	< 33	NA	NA	NA	NA	NA	NA	NA	NA
Methyl N-Butyl Ketone (2-Hexanone)	µg/L	2,900	< 40	< 33	< 100	< 25	< 20	< 67	< 17 J	NA	NA	NA	NA	NA	NA	NA	NA	< 40	< 40	< 67	< 67	< 25	< 10	< 33	< 33	NA	NA	NA	NA	NA	NA	NA	NA
Methylcyclohexane	µg/L	NS	< 4.0	< 3.3	< 10	< 2.5	< 2.0	< 6.7	< 1.7	NA	NA	NA	NA	NA	NA	NA	NA	< 4.0	< 4.0	< 6.7	< 6.7	< 2.5	< 1.0	< 3.3	< 3.3	NA	NA	NA	NA	NA	NA	NA	NA

See Notes on Last Page.

Table 2
On-Site Groundwater Analytical Results
Ford Livonia Transmission Plant
36200 Plymouth Road
Livonia, Michigan

Location:		EGLE Non-Residential Drinking Water Criteria	TW-16-03															TW-16-04														
Screen Interval (ft. bgs):			9-19															9-19														
Date:	Unit		8/3/2017	11/8/2017	2/14/2018	5/11/2018	8/8/2018	10/30/2018	2/25/2019	6/11/2019	9/27/2019	11/14/2019	2/11/2020	8/18/2020	11/9/2020	3/1/2021	5/20/2021	4/25/2017	8/3/2017	11/8/2017	2/14/2018	5/11/2018	8/8/2018	10/30/2018	2/25/2019	6/11/2019	9/27/2019	11/14/2019	2/4/2020	8/18/2020	11/5/2020	3/1/2021	5/20/2021
Methyl-tert-butyl ether	µg/L	40	< 4.0	< 3.3	< 10	< 2.5	< 2.0	< 6.7	< 1.7	NA	NA	NA	NA	NA	NA	NA	NA	< 4.0	< 4.0	< 6.7	< 6.7	< 2.5	< 1.0	< 3.3	< 3.3	NA	NA	NA	NA	NA	NA	NA	NA
Naphthalene	µg/L	1,500	NA	NA	NA	NA	NA	NA	NA	NA	NA	NA	NA	NA	NA	NA	NA	NA	NA	NA	NA	NA	NA	NA	NA	NA	NA	NA	NA	NA	NA	NA	NA
Styrene (Monomer)	µg/L	100	< 4.0	< 3.3	< 10	< 2.5	< 2.0	< 6.7	< 1.7	NA	NA	NA	NA	NA	NA	NA	NA	< 4.0	< 4.0	< 6.7	< 6.7	< 2.5	< 1.0	< 3.3	< 3.3	NA	NA	NA	NA	NA	NA	NA	NA
Tetrachloroethene	µg/L	5.0	< 4.0	< 3.3	< 10	< 2.5	< 2.0	< 6.7	< 1.7	< 1.0	< 1.0	< 1.0	< 5.0	< 5.0	< 2.5	< 2.5	< 2.5	< 4.0	< 4.0	< 6.7	< 6.7	< 2.5	< 1.0	< 3.3	< 3.3	< 2.5	< 2.5	< 1.0	< 2.5	< 2.5	< 1.0	< 2.0	< 2.0
Toluene	µg/L	790	< 4.0	< 3.3	< 10	< 2.5	< 2.0	< 6.7	< 1.7	NA	NA	NA	NA	NA	NA	NA	NA	< 4.0	< 4.0	< 6.7	< 6.7	< 2.5	< 1.0	< 3.3	< 3.3	NA	NA	NA	NA	NA	NA	NA	NA
Total Xylenes	µg/L	280	< 8.0	< 6.7	< 20	< 5.0	< 4.0	< 13	< 3.3	NA	NA	NA	NA	NA	NA	NA	NA	< 8.0	< 8.0	< 13	< 13	< 5.0	< 2.0	< 6.7	< 6.7	NA	NA	NA	NA	NA	NA	NA	NA
trans-1,2-Dichloroethene	µg/L	100	< 4.0	< 3.3	< 10	< 2.5	< 2.0	< 6.7	< 1.7	< 1.0	< 1.0	< 1.0	< 5.0	< 5.0	< 2.5	< 2.5	< 2.5	< 4.0	< 4.0	< 6.7	< 6.7	< 2.5	< 1.0	< 3.3	< 3.3	< 2.5	< 2.5	< 1.0	< 2.5	< 2.5	< 1.0	< 2.0	< 2.0
trans-1,3-Dichloropropene	µg/L	NS	< 4.0	< 3.3	< 10	< 2.5	< 2.0	< 6.7	< 1.7	NA	NA	NA	NA	NA	NA	NA	NA	< 4.0	< 4.0	< 6.7	< 6.7	< 2.5	< 1.0	< 3.3	< 3.3	NA	NA	NA	NA	NA	NA	NA	NA
Trichloroethene	µg/L	5.0	< 4.0	< 3.3	< 10	< 2.5	< 2.0	< 6.7	< 1.7	< 1.0	< 1.0	< 1.0	< 5.0	< 5.0	< 2.5	0.35 J	< 2.5	< 4.0	< 4.0	< 6.7	< 6.7	< 2.5	< 1.0	< 3.3	< 3.3	< 2.5	< 2.5	< 1.0	< 2.5	< 2.5	< 1.0	< 2.0	< 2.0
Vinyl chloride	µg/L	2.0	**100**	**77**	**95**	**78**	**76**	**97**	**48**	**20**	**53**	**87**	**82**	**84**	**89**	**69**	**46**	**150**	**120**	**100**	**77**	**65**	**63**	**90**	**65**	**51**	**49**	**46**	**22**	**20**	**30**	**30**	**20**
Gases																																	
Ethane	µg/L	NS	NA	NA	NA	NA	NA	NA	NA	NA	NA	NA	NA	NA	NA	NA	NA	NA	NA	NA	NA	NA	NA	NA	NA	NA	NA	NA	NA	NA	NA	NA	NA
Ethene	µg/L	NS	NA	NA	NA	NA	NA	NA	NA	NA	NA	NA	NA	NA	NA	NA	NA	NA	NA	NA	NA	NA	NA	NA	NA	NA	NA	NA	NA	NA	NA	NA	NA
Methane	µg/L	NS	NA	NA	NA	NA	NA	NA	NA	NA	NA	NA	NA	NA	NA	NA	NA	NA	NA	NA	NA	NA	NA	NA	NA	NA	NA	NA	NA	NA	NA	NA	NA
Other																																	
Carbon	mg/L	NS	NA	NA	NA	NA	NA	NA	NA	NA	NA	NA	NA	NA	NA	NA	NA	NA	NA	NA	NA	NA	NA	NA	NA	NA	NA	NA	NA	NA	NA	NA	NA
Nitrate-N	mg/L	10	NA	NA	NA	NA	NA	NA	NA	NA	NA	NA	NA	NA	NA	NA	NA	NA	NA	NA	NA	NA	NA	NA	NA	NA	NA	NA	NA	NA	NA	NA	NA
Sulfate	mg/L	250	NA	NA	NA	NA	NA	NA	NA	NA	NA	NA	NA	NA	NA	NA	NA	NA	NA	NA	NA	NA	NA	NA	NA	NA	NA	NA	NA	NA	NA	NA	NA
Total Organic Carbon	mg/L	NS	NA	NA	NA	NA	NA	NA	NA	NA	NA	NA	NA	NA	NA	NA	NA	NA	NA	NA	NA	NA	NA	NA	NA	NA	NA	NA	NA	NA	NA	NA	NA
Metals																																	
Iron, Dissolved	µg/L	300	NA	NA	NA	NA	NA	NA	NA	NA	NA	NA	NA	NA	NA	NA	NA	NA	NA	NA	NA	NA	NA	NA	NA	NA	NA	NA	NA	NA	NA	NA	NA
Iron	µg/L	300	NA	NA	NA	NA	NA	NA	NA	NA	NA	NA	NA	NA	NA	NA	NA	NA	NA	NA	NA	NA	NA	NA	NA	NA	NA	NA	NA	NA	NA	NA	NA
Manganese, Dissolved	µg/L	50	NA	NA	NA	NA	NA	NA	NA	NA	NA	NA	NA	NA	NA	NA	NA	NA	NA	NA	NA	NA	NA	NA	NA	NA	NA	NA	NA	NA	NA	NA	NA
Manganese	µg/L	50	NA	NA	NA	NA	NA	NA	NA	NA	NA	NA	NA	NA	NA	NA	NA	NA	NA	NA	NA	NA	NA	NA	NA	NA	NA	NA	NA	NA	NA	NA	NA

See Notes on Last Page.

Table 2
On-Site Groundwater Analytical Results
Ford Livonia Transmission Plant
36200 Plymouth Road
Livonia, Michigan

Notes:
Table includes routine data collected from onsite monitoring wells. Lack of a date indicates that it was not sampled during that quarter.
Results are compared to EGLE Part 201 Generic Cleanup Criteria, June 2018.
* The sample collected on 8/18/2020 from MW-200S was collected from an incorrect depth interval and is considered not representative. This data is not shown on the associated analytical figures.
Bold Result denotes exceedance of EGLE Non-Residential Drinking Water Criteria.
< Denotes not detected above reporting limit.

Abbreviations:

µg/L	micrograms per liter
D	deep interval
EGLE	Michigan Department of Environment, Great Lakes, and Energy
F	matrix spike (MS) and/or matrix spike duplicate (MSD) recovery exceeds control limits
ft. bgs	feet below ground surface
J	estimated result
LMW	light non-aqueous phase liquid monitoring well
mg/L	milligrams per liter
MW	monitoring well
NA	not analyzed/not available
NA*	result not reported due to laboratory instrument calibration
NS	no standard / not sampled
PW	pumping well
S	shallow interval
TW	test well
UB	analyte considered non-detect at the value listed due to associated blank contamination

Analytical Methods:
8260B SIM for Semi-volatile Organic Compounds (SVOCs)
8260B for Volatile Organic Compounds (VOCs)
RSK-175 for Dissolved Gases
6020 for Metals
5310C-2000 for Dissolved Organic Carbon (DOC)/Total Organic Carbon/Persulfate
9056A for Anions

This document is a DRAFT document that has not received approval from EGLE. This document was prepared pursuant to a court Consent Decree. The opinions, findings, and conclusions expressed are those of the authors and not those of EGLE.

Table 3
Off-Site Groundwater Elevations
Ford Livonia Transmission Plant
36200 Plymouth Road
Livonia, Michigan

Well ID	TOC Elevation (ft. amsl)	Screen Interval (ft. bgs)	Gauging Date	Depth to LNAPL (ft. btoc)	Depth to Water (ft. btoc)	Total Depth (ft. btoc)	LNAPL Elevation (ft. amsl)	LNAPL Thickness (ft.)	Groundwater Elevation (ft. amsl)	Corrected Groundwater Elevation (ft. amsl)
MW-72	668.81	15.0-20.0	05/22/17	NP	6.98	19.31	NA	NA	661.83	661.83
			07/24/17	NP	8.60	19.60	NA	NA	660.21	660.21
			11/06/17	NP	9.20	19.54	NA	NA	659.61	659.61
			02/05/18	NP	8.58	19.86	NA	NA	660.23	660.23
			05/07/18	NP	6.83	19.63	NA	NA	661.98	661.98
			08/16/18	NP	8.68	NM	NA	NA	660.13	660.13
			11/19/18	NP	7.72	19.64	NA	NA	661.09	661.09
			02/22/19	NP	7.48	19.61	NA	NA	661.33	661.33
			06/14/19	NP	6.86	19.65	NA	NA	661.95	661.95
			09/26/19	NP	9.98	19.63	NA	NA	658.83	658.83
			11/04/19	NP	8.57	19.62	NA	NA	660.24	660.24
			02/05/20	NP	7.23	NM	NA	NA	661.58	661.58
			05/18/20	NM(4)	NM(4)	NM(4)	NA(4)	NA(4)	NM(4)	NM(4)
			08/17/20	NP	8.76	NM	NA	NA	660.05	660.05
			11/20/20	NP	9.25	NM(5)	NA	NA	659.56	659.56
			02/08/21	NP	9.02	19.63	NA	NA	659.79	659.79
			05/03/21	NP	8.45	19.61	NA	NA	660.36	660.36
MW-72S	668.96	3.0-13.0	03/05/19	NP	7.56	13.05	NA	NA	661.40	661.40
			06/14/19	NP	7.00	13.03	NA	NA	661.96	661.96
			09/26/19	NP	9.32	13.03	NA	NA	659.64	659.64
			11/04/19	NP	8.76	13.03	NA	NA	660.20	660.20
			02/05/20	NP	7.42	NM	NA	NA	661.54	661.54
			05/18/20	NP	7.29	13.02	NA	NA	661.67	661.67
			08/17/20	NP	8.93	NM	NA	NA	660.03	660.03
			11/20/20	NP	9.44	NM(5)	NA	NA	659.52	659.52
			02/08/21	Could Not Access Well, covered by ice/snow						
			05/03/21	NP	8.63	13.02	NA	NA	660.33	660.33
MW-73S	666.89	7.0-12.0	05/22/17	NP	4.72	11.31	NA	NA	662.17	662.17
			07/24/17	NP	6.38	11.48	NA	NA	660.51	660.51
			11/06/17	NP	6.94	11.42	NA	NA	659.95	659.95
			02/05/18	NP	6.30	11.62	NA	NA	660.59	660.59
			05/07/18	NP	4.77	11.55	NA	NA	662.12	662.12
			08/16/18	NP	6.25	NM	NA	NA	660.64	660.64
			11/19/18	NP	5.45	11.54	NA	NA	661.44	661.44
			12/10/18	Monitoring Well Abandoned						
MW-73SR	667.00	2.5-12.5	02/22/19	NP	5.56	12.38	NA	NA	661.44	661.44
			06/14/19	NP	4.80	12.40	NA	NA	662.20	662.20
			09/26/19	NP	6.82	12.49	NA	NA	660.18	660.18
			11/04/19	NP	6.43	12.40	NA	NA	660.57	660.57
			02/05/20	NP	5.36	NM	NA	NA	661.64	661.64
			05/18/20	NP	5.14	12.38	NA	NA	661.86	661.86
			08/17/20	NP	6.57	NM	NA	NA	660.43	660.43
			11/20/20	NP	7.13	NM(5)	NA	NA	659.87	659.87
			02/08/21	NP	6.96	12.40	NA	NA	660.04	660.04
			05/03/21	NP	6.34	12.38	NA	NA	660.66	660.66
MW-73D	667.03	13.5-18.5	05/22/17	NP	4.98	17.21	NA	NA	662.05	662.05
			07/24/17	NP	6.64	17.47	NA	NA	660.39	660.39
			11/06/17	NP	7.22	17.38	NA	NA	659.81	659.81
			02/05/18	NP	6.54	17.52	NA	NA	660.49	660.49
			05/07/18	NP	5.02	17.36	NA	NA	662.01	662.01
			08/16/18	NP	6.49	NM	NA	NA	660.54	660.54
			11/19/18	NP	5.73	17.35	NA	NA	661.30	661.30
			02/22/19	NP	5.54	17.37	NA	NA	661.49	661.49
			06/14/19	NP	4.79	17.37	NA	NA	662.24	662.24
			09/26/19	NP	7.84	17.39	NA	NA	659.19	659.19
			11/04/19	NP	6.39	17.38	NA	NA	660.64	660.64
			02/05/20	NP	5.34	NM	NA	NA	661.69	661.69
			05/18/20	NM(4)	NM(4)	NM(4)	NA(4)	NA(4)	NM(4)	NM(4)
			08/17/20	NP	6.53	NM	NA	NA	660.50	660.50
			11/20/20	NP	7.09	NM(5)	NA	NA	659.94	659.94
			02/08/21	NP	6.96	17.36	NA	NA	660.07	660.07
			05/03/21	NP	6.34	17.36	NA	NA	660.69	660.69
MW-74	667.90	14.0-19.0	05/22/17	NP	5.94	18.52	NA	NA	661.96	661.96
			07/24/17	NP	7.47	18.81	NA	NA	660.43	660.43
			11/06/17	NP	8.12	18.76	NA	NA	659.78	659.78
			02/05/18	NP	7.49	18.85	NA	NA	660.41	660.41
			05/07/18	NP	5.95	18.77	NA	NA	661.95	661.95
			08/16/18	NP	7.38	NM	NA	NA	660.52	660.52
			11/19/18	NP	6.25	18.77	NA	NA	661.65	661.65
			02/22/19	NP	6.45	18.76	NA	NA	661.45	661.45
			06/14/19	NP	5.63	18.76	NA	NA	662.27	662.27
			09/26/19	NP	7.48	18.78	NA	NA	660.42	660.42
			11/04/19	NP	7.31	18.78	NA	NA	660.59	660.59
			02/05/20	NP	6.29	NM	NA	NA	661.61	661.61
			05/18/20	NM(4)	NM(4)	NM(4)	NA(4)	NA(4)	NM(4)	NM(4)
			08/17/20	NP	7.36	NM	NA	NA	660.54	660.54
			11/20/20	NP	7.94	NM(5)	NA	NA	659.96	659.96
			02/08/21	NP	7.81	18.78	NA	NA	660.09	660.09
			05/03/21	NP	7.25	18.76	NA	NA	660.65	660.65
MW-74S	667.93	3.0-13.0	02/22/19	NP	6.44	12.78	NA	NA	661.49	661.49
			06/14/19	NP	5.65	12.77	NA	NA	662.28	662.28
			09/26/19	NP	7.49	12.76	NA	NA	660.44	660.44
			11/04/19	NP	7.31	12.79	NA	NA	660.62	660.62
			02/05/20	NP	6.27	NM	NA	NA	661.66	661.66
			05/18/20	NP	6.28	12.78	NA	NA	661.65	661.65
			08/17/20	NP	7.36	NM	NA	NA	660.57	660.57
			11/20/20	NP	7.94	NM(5)	NA	NA	659.99	659.99
			02/08/21	NP	7.82	12.79	NA	NA	660.11	660.11
			05/03/21	NP	7.26	12.78	NA	NA	660.67	660.67
MW-75S	666.86	5.0-10.0	05/22/17	NP	5.16	9.23	NA	NA	661.70	661.70
			07/24/17	NP	6.15	9.48	NA	NA	660.71	660.71
			11/06/17	NP	6.83	9.43	NA	NA	660.03	660.03
			02/05/18	NP	6.56	9.82	NA	NA	660.30	660.30
			05/07/18	NP	5.08	9.67	NA	NA	661.78	661.78
			08/16/18	NP	5.81	NM	NA	NA	661.05	661.05
			11/19/18	NP	5.47	9.62	NA	NA	661.39	661.39
			12/10/18	Monitoring Well Abandoned						

See Notes on Last Page.

Table 3
Off-Site Groundwater Elevations
Ford Livonia Transmission Plant
36200 Plymouth Road
Livonia, Michigan

Well ID	TOC Elevation (ft. amsl)	Screen Interval (ft. bgs)	Gauging Date	Depth to LNAPL (ft. btoc)	Depth to Water (ft. btoc)	Total Depth (ft. btoc)	LNAPL Elevation (ft. amsl)	LNAPL Thickness (ft.)	Groundwater Elevation (ft. amsl)	Corrected Groundwater Elevation (ft. amsl)
MW-75SR	666.96	2.5-12.5	02/22/19	NP	5.60	12.38	NA	NA	661.36	661.36
			06/14/19	NP	4.63	12.36	NA	NA	662.33	662.33
			09/26/19	NP	6.26	12.38	NA	NA	660.70	660.70
			11/04/19	NP	5.98	12.37	NA	NA	660.98	660.98
			02/05/20	NP	5.34	NM	NA	NA	661.62	661.62
			05/18/20	NM(4)	NM(4)	NM(4)	NA(4)	NA(4)	NM(4)	NM(4)
			08/17/20	NP	6.10	NM	NA	NA	660.86	660.86
			11/20/20	NP	6.72	NM(5)	NA	NA	660.24	660.24
			02/08/21	NP	6.86	12.37	NA	NA	660.10	660.10
			05/03/21	NP	6.52	12.37	NA	NA	660.44	660.44
MW-75D	666.89	12.0-17.0	05/22/17	NP	5.20	16.59	NA	NA	661.69	661.69
			07/24/17	NP	6.19	16.78	NA	NA	660.70	660.70
			11/06/17	NP	6.81	17.80	NA	NA	660.08	660.08
			02/05/18	NP	6.59	16.83	NA	NA	660.30	660.30
			05/07/18	NP	5.04	16.77	NA	NA	661.85	661.85
			08/16/18	NP	6.09	NM	NA	NA	660.80	660.80
			11/19/18	NP	5.51	17.74	NA	NA	661.38	661.38
			02/22/19	NP	5.72	16.78	NA	NA	661.17	661.17
			06/14/19	NP	4.57	16.74	NA	NA	662.32	662.32
			09/26/19	NP	6.26	16.70	NA	NA	660.63	660.63
			11/04/19	NP	5.89	16.66	NA	NA	661.00	661.00
			02/05/20	NP	5.35	NM	NA	NA	661.54	661.54
			05/18/20	NP	5.55	16.66	NA	NA	661.34	661.34
			08/17/20	NP	6.00	NM	NA	NA	660.89	660.89
			11/20/20	NP	6.81	NM(5)	NA	NA	660.08	660.08
			02/08/21	NP	6.88	16.78	NA	NA	660.01	660.01
			05/03/21	NP	6.76	16.72	NA	NA	660.13	660.13
MW-76	670.10	15.0-20.0	05/22/17	NP	9.43	19.44	NA	NA	660.67	660.67
			07/24/17	NP	10.05	19.73	NA	NA	660.05	660.05
			11/06/17	NP	10.73	19.66	NA	NA	659.37	659.37
			02/05/18	NP	10.89	19.71	NA	NA	659.21	659.21
			05/07/18	NP	9.34	19.64	NA	NA	660.76	660.76
			08/16/18	NP	9.59	NM	NA	NA	660.51	660.51
			11/19/18	NP	9.25	19.60	NA	NA	660.85	660.85
			02/22/19	NP	9.75	19.62	NA	NA	660.35	660.35
			06/14/19	NP	8.56	19.61	NA	NA	661.54	661.54
			09/26/19	NP	9.78	19.63	NA	NA	660.32	660.32
			11/04/19	NP	9.74	19.62	NA	NA	660.36	660.36
			02/05/20	NP	9.36	NM	NA	NA	660.74	660.74
			05/18/20	NM(4)	NM(4)	NM(4)	NA(4)	NA(4)	NM(4)	NM(4)
			08/17/20	NP	9.50	NM	NA	NA	660.60	660.60
			11/20/20	NP	10.28	NM(5)	NA	NA	659.82	659.82
			02/08/21	NP	10.66	19.63	NA	NA	659.44	659.44
			05/03/21	NP	10.53	19.62	NA	NA	659.57	659.57
MW-76S	669.98	4.5-14.5	02/22/19	NP	9.64	14.15	NA	NA	660.34	660.34
			06/14/19	NP	8.55	14.50	NA	NA	661.43	661.43
			09/26/19	NP	9.65	14.17	NA	NA	660.33	660.33
			11/04/19	NP	9.63	14.15	NA	NA	660.35	660.35
			02/05/20	NP	9.24	NM	NA	NA	660.74	660.74
			05/18/20	NP	9.33	14.19	NA	NA	660.65	660.65
			08/17/20	NP	9.40	NM	NA	NA	660.58	660.58
			11/20/20	NP	10.17	NM(5)	NA	NA	659.81	659.81
			02/08/21	NP	10.56	14.16	NA	NA	659.42	659.42
			05/03/21	NP	10.42	14.50	NA	NA	659.56	659.56
MW-77	660.56	9.0-14.0	05/22/17	NP	4.59	13.45	NA	NA	655.97	655.97
			07/24/17	NP	5.90	13.75	NA	NA	654.66	654.66
			11/06/17	NP	6.30	13.67	NA	NA	654.26	654.26
			02/05/18	NP	5.43	13.75	NA	NA	655.13	655.13
			05/07/18	NP	4.28	13.70	NA	NA	656.28	656.28
			08/16/18	NP	5.88	NM	NA	NA	654.68	654.68
			11/19/18	NP	4.59	13.69	NA	NA	655.97	655.97
			02/22/19	NP	4.64	13.72	NA	NA	655.92	655.92
			06/14/19	NP	4.23	13.71	NA	NA	656.33	656.33
			09/26/19	NP	5.97	13.72	NA	NA	654.59	654.59
			11/04/19	NP	5.21	13.70	NA	NA	655.35	655.35
			02/05/20	NP	4.29	NM	NA	NA	656.27	656.27
			05/18/20	NM(4)	NM(4)	NM(4)	NA(4)	NA(4)	NM(4)	NM(4)
			08/17/20	NP	5.68	NM	NA	NA	654.88	654.88
			11/20/20	NP	5.85	13.74(5)	NA	NA	654.71	654.71
			02/08/21	NP	5.52	13.72	NA	NA	655.04	655.04
			05/03/21	NP	5.32	13.71	NA	NA	655.24	655.24
MW-77S	660.55	2.5-12.5	02/22/19	NP	4.53	12.16	NA	NA	656.02	656.02
			06/14/19	NP	4.12	12.14	NA	NA	656.43	656.43
			09/26/19	NP	5.89	12.17	NA	NA	654.66	654.66
			11/04/19	NP	5.15	12.15	NA	NA	655.40	655.40
			02/05/20	NP	5.03	NM	NA	NA	655.52	655.52
			05/18/20	NP	4.19	12.17	NA	NA	656.36	656.36
			08/17/20	NP	5.58	NM	NA	NA	654.97	654.97
			11/20/20	NP	5.74	12.19(5)	NA	NA	654.81	654.81
			02/08/21	NP	5.43	12.14	NA	NA	655.12	655.12
			05/03/21	NP	5.24	12.16	NA	NA	655.31	655.31
MW-78	657.23	7.0-12.0	05/22/17	NP	1.78	11.47	NA	NA	655.45	655.45
			07/24/17	NP	3.55	11.79	NA	NA	653.68	653.68
			11/06/17	NP	3.50	11.72	NA	NA	653.73	653.73
			02/05/18	NP	3.09	11.80	NA	NA	654.14	654.14
			05/07/18	NP	1.54	11.75	NA	NA	655.69	655.69
			08/16/18	NP	3.53	NM	NA	NA	653.70	653.70
			11/19/18	NP	1.68	11.71	NA	NA	655.55	655.55
			02/22/19	NP	2.02	11.75	NA	NA	655.21	655.21
			06/14/19	NP	1.19	11.75	NA	NA	656.04	656.04
			09/26/19	NP	3.71	11.77	NA	NA	653.52	653.52
			11/04/19	NP	2.70	11.76	NA	NA	654.53	654.53
			02/05/20	NP	1.66	NM	NA	NA	655.57	655.57
			05/18/20	NM(4)	NM(4)	NM(4)	NA(4)	NA(4)	NM(4)	NM(4)
			08/17/20	NP	3.37	NM	NA	NA	653.86	653.86
			11/20/20	NP	3.32	11.79(5)	NA	NA	653.91	653.91
			02/08/21	NP	3.28	11.76	NA	NA	653.95	653.95
			05/03/21	NP	2.97	11.75	NA	NA	654.26	654.26

See Notes on Last Page.

Table 3
Off-Site Groundwater Elevations
Ford Livonia Transmission Plant
36200 Plymouth Road
Livonia, Michigan

Well ID	TOC Elevation (ft. amsl)	Screen Interval (ft. bgs)	Gauging Date	Depth to LNAPL (ft. btoc)	Depth to Water (ft. btoc)	Total Depth (ft. btoc)	LNAPL Elevation (ft. amsl)	LNAPL Thickness (ft.)	Groundwater Elevation (ft. amsl)	Corrected Groundwater Elevation (ft. amsl)
MW-78S	657.61	2.5-12.5	02/22/19	NP	2.37	12.40	NA	NA	655.24	655.24
			06/14/19	NP	1.51	12.38	NA	NA	656.10	656.10
			09/26/19	NP	3.45	12.41	NA	NA	654.16	654.16
			11/04/19	NP	3.05	12.40	NA	NA	654.56	654.56
			02/05/20	NP	1.98	NM	NA	NA	655.63	655.63
			05/18/20	NP	1.55	12.40	NA	NA	656.06	656.06
			08/17/20	NP	3.70	NM	NA	NA	653.91	653.91
			11/20/20	NP	3.56	12.33[5]	NA	NA	654.05	654.05
			02/08/21	NP	3.50	12.30	NA	NA	654.11	654.11
			05/03/21	NP	3.20	12.31	NA	NA	654.41	654.41
MW-79S	663.10	5.0-10.0	05/22/17	NP	4.15	9.49	NA	NA	658.95	658.95
			07/24/17	NP	6.37	9.76	NA	NA	656.73	656.73
			11/06/17	NP	6.56	9.71	NA	NA	656.54	656.54
			02/05/18	NP	5.46	9.78	NA	NA	657.64	657.64
			05/07/18	NP	3.49	9.73	NA	NA	659.61	659.61
			08/16/18	NP	6.40	NM	NA	NA	656.70	656.70
			11/19/18	NP	4.50	9.71	NA	NA	658.60	658.60
			12/10/18	Monitoring Well Abandoned						
MW-79SR	663.06	2.5-12.5	02/22/19	NP	4.19	12.28	NA	NA	658.87	658.87
			06/14/19	NP	3.50	12.50	NA	NA	659.56	659.56
			09/26/19	NP	6.52	12.26	NA	NA	656.54	656.54
			11/04/19	NP	5.65	12.25	NA	NA	657.41	657.41
			02/05/20	NP	3.59	NM	NA	NA	659.47	659.47
			05/18/20	NP	3.37	12.26	NA	NA	659.69	659.69
			08/17/20	NP	6.22	NM	NA	NA	656.84	656.84
			11/20/20	NP	6.19	12.29[5]	NA	NA	656.87	656.87
			02/08/21	NP	5.71	12.27	NA	NA	657.35	657.35
			05/03/21	NP	5.37	12.27	NA	NA	657.69	657.69
MW-79D	663.35	10.0-15.0	05/22/17	NP	4.20	14.38	NA	NA	659.15	659.15
			07/24/17	NP	6.45	14.66	NA	NA	656.90	656.90
			11/06/17	NP	6.62	14.60	NA	NA	656.73	656.73
			02/05/18	NP	5.51	14.69	NA	NA	657.84	657.84
			05/07/18	NP	3.55	14.62	NA	NA	659.80	659.80
			08/16/18	NP	6.49	NM	NA	NA	656.86	656.86
			11/19/18	NP	4.58	14.60	NA	NA	658.77	658.77
			02/22/19	NP	4.33	14.64	NA	NA	659.02	659.02
			06/14/19	NP	3.63	14.62	NA	NA	659.72	659.72
			09/26/19	NP	6.66	14.64	NA	NA	656.69	656.69
			11/04/19	NP	5.80	14.63	NA	NA	657.55	657.55
			02/05/20	NP	3.69	NM	NA	NA	659.66	659.66
			05/18/20	NM[4]	NM[4]	NM[4]	NA[4]	NA[4]	NM[4]	NM[4]
			08/17/20	NP	6.37	NM	NA	NA	656.98	656.98
			11/20/20	NP	6.31	14.67[5]	NA	NA	657.04	657.04
			02/08/21	NP	5.84	14.62	NA	NA	657.51	657.51
			05/03/21	NP	5.50	14.63	NA	NA	657.85	657.85
MW-80S	656.08	7.0-12.0	05/22/17	NP	2.41	11.29	NA	NA	653.67	653.67
			07/24/17	NP	4.19	11.50	NA	NA	651.89	651.89
			11/06/17	NP	3.41	11.53	NA	NA	652.67	652.67
			02/05/18	NP	2.86	11.81	NA	NA	653.22	653.22
			05/07/18	NP	1.23	11.56	NA	NA	654.85	654.85
			08/16/18	NP	4.14	NM	NA	NA	651.94	651.94
			11/19/18	NP	2.17	11.53	NA	NA	653.91	653.91
			12/10/18	Monitoring Well Abandoned						
MW-80SR	656.23	2.5-12.5	03/06/19	NP	2.43	12.21	NA	NA	653.80	653.80
			06/14/19	NP	1.39	12.24	NA	NA	654.84	654.84
			09/26/19	NP	4.41	12.24	NA	NA	651.82	651.82
			11/04/19	NP	2.80	12.22	NA	NA	653.43	653.43
			02/05/20	NP	1.35	NM	NA	NA	654.88	654.88
			05/18/20	NP	1.13	12.24	NA	NA	655.10	655.10
			08/17/20	NP	4.15	NM	NA	NA	652.08	652.08
			11/20/20	NP	3.51	NM[5]	NA	NA	652.72	652.72
			02/08/21	NP	3.48	12.24	NA	NA	652.75	652.75
			05/03/21	NP	3.05	12.23	NA	NA	653.18	653.18
MW-81[1]	657.32	8.0-13.0	05/22/17	NP	6.05	12.40	NA	NA	651.27	651.27
			07/24/17	NP	7.24	12.70	NA	NA	650.08	650.08
			11/06/17	NP	8.27	12.63	NA	NA	649.05	649.05
			02/05/18	NP	7.29	12.71	NA	NA	650.03	650.03
			05/07/18	NP	5.98	12.66	NA	NA	651.34	651.34
			08/16/18	NP	7.40	NM	NA	NA	649.92	649.92
			11/19/18	NP	6.62	12.64	NA	NA	650.70	650.70
			02/22/19	NP	6.19	12.67	NA	NA	651.13	651.13
			06/14/19	NP	5.85	12.65	NA	NA	651.47	651.47
			09/26/19	NP	7.62	12.68	NA	NA	649.70	649.70
			11/04/19	NP	7.31	12.68	NA	NA	650.01	650.01
			02/05/20	NP	6.23	NM	NA	NA	651.09	651.09
			05/18/20	NM[4]	NM[4]	NM[4]	NA[4]	NA[4]	NM[4]	NM[4]
			08/17/20	NP	7.35	NM	NA	NA	649.97	649.97
			11/20/20	NP	7.67	NM[5]	NA	NA	649.65	649.65
			02/08/21	NP	7.30	12.65	NA	NA	650.02	650.02
			05/03/21	NP	6.82	12.66	NA	NA	650.50	650.50
MW-81S	657.67	2.5-12.5	02/22/19	NP	6.49	12.52	NA	NA	651.18	651.18
			06/14/19	NP	5.18	12.51	NA	NA	652.49	652.49
			09/26/19	NP	7.83	12.52	NA	NA	649.84	649.84
			11/04/19	NP	7.60	12.54	NA	NA	650.07	650.07
			02/05/20	NP	6.26	NM	NA	NA	651.41	651.41
			05/18/20	NP	6.21	12.54	NA	NA	651.46	651.46
			08/17/20	NP	7.65	NM	NA	NA	650.02	650.02
			11/20/20	NP	8.01	NM[5]	NA	NA	649.66	649.66
			02/08/21	NP	7.50	12.51	NA	NA	650.17	650.17
			05/03/21	NP	7.08	12.50	NA	NA	650.59	650.59
MW-82S	658.63	9.0-14.0	05/22/17	NP	6.93	13.12	NA	NA	651.70	651.70
			07/24/17	NP	8.24	11.50	NA	NA	650.39	650.39
			11/06/17	NP	9.08	13.34	NA	NA	649.55	649.55
			02/05/18	NP	8.32	13.44	NA	NA	650.31	650.31
			05/07/18	NP	7.10	13.36	NA	NA	651.53	651.53
			08/16/18	NP	8.38	NM	NA	NA	650.25	650.25
			11/19/18	NP	7.62	13.37	NA	NA	651.01	651.01
			12/10/18	Monitoring Well Abandoned						

See Notes on Last Page.

Table 3
Off-Site Groundwater Elevations
Ford Livonia Transmission Plant
36200 Plymouth Road
Livonia, Michigan

Well ID	TOC Elevation (ft. amsl)	Screen Interval (ft. bgs)	Gauging Date	Depth to LNAPL (ft. btoc)	Depth to Water (ft. btoc)	Total Depth (ft. btoc)	LNAPL Elevation (ft. amsl)	LNAPL Thickness (ft.)	Groundwater Elevation (ft. amsl)	Corrected Groundwater Elevation (ft. amsl)
MW-82SR	658.92	5.0-15.0	02/22/19	NP	7.47	16.12	NA	NA	651.45	651.45
			06/14/19	NP	6.85	15.10	NA	NA	652.07	652.07
			09/26/19	NP	8.65	16.12	NA	NA	650.27	650.27
			11/04/19	NP	8.27	16.12	NA	NA	650.65	650.65
			02/05/20	NP	6.94	NM	NA	NA	651.98	651.98
			05/18/20	NP	6.92	16.15	NA	NA	652.00	652.00
			08/17/20	NP	8.42	NM	NA	NA	650.50	650.50
			11/20/20	NP	8.76	NM[5]	NA	NA	650.16	650.16
			02/08/21	NP	8.37	16.10	NA	NA	650.55	650.55
			05/03/21	NP	7.98	16.11	NA	NA	650.94	650.94
MW-82D	658.45	18.0-23.0	05/22/17	NP	7.34	22.45	NA	NA	651.11	651.11
			07/24/17	NP	8.50	22.80	NA	NA	649.95	649.95
			11/06/17	NP	9.41	22.72	NA	NA	649.04	649.04
			02/05/18	NP	8.65	22.81	NA	NA	649.80	649.80
			05/07/18	NP	7.33	22.74	NA	NA	651.12	651.12
			08/16/18	NP	8.49	NM	NA	NA	649.96	649.96
			11/19/18	NP	7.59	22.70	NA	NA	650.86	650.86
			03/06/19	NP	7.65	23.00	NA	NA	650.80	650.80
			06/14/19	NP	7.10	22.70	NA	NA	651.35	651.35
			09/26/19	NP	8.65	22.75	NA	NA	649.80	649.80
			11/04/19	NP	8.38	22.73	NA	NA	650.07	650.07
			02/05/20	NP	7.16	NM	NA	NA	651.29	651.29
			05/18/20	NM[4]	NM[4]	NM[4]	NA[4]	NA[4]	NM[4]	NM[4]
			08/17/20	NP	8.45	NM	NA	NA	650.00	650.00
			11/20/20	NP	8.81	NM[5]	NA	NA	649.64	649.64
			02/08/21	NP	8.46	22.72	NA	NA	649.99	649.99
			05/03/21	NP	8.09	22.72	NA	NA	650.36	650.36
MW-83[1]	660.09	8.0-13.0	05/22/17	NP	6.46	12.11	NA	NA	653.63	653.63
			07/24/17	NP	7.61	12.44	NA	NA	652.48	652.48
			11/06/17	NP	8.08	12.46	NA	NA	652.01	652.01
			02/05/18	NP	7.53	12.48	NA	NA	652.56	652.56
			05/07/18	NP	6.28	12.43	NA	NA	653.81	653.81
			08/16/18	NP	7.71	NM	NA	NA	652.38	652.38
			11/19/18	NP	6.78	12.38	NA	NA	653.31	653.31
			02/22/19	NP	6.71	12.40	NA	NA	653.38	653.38
			06/14/19	NP	6.25	12.40	NA	NA	653.84	653.84
			09/26/19	NP	7.95	12.41	NA	NA	652.14	652.14
			11/04/19	NP	7.36	12.43	NA	NA	652.73	652.73
			02/05/20	NP	6.35	NM	NA	NA	653.74	653.74
			05/18/20	NM[4]	NM[4]	NM[4]	NA[4]	NA[4]	NM[4]	NM[4]
			08/17/20	NP	7.78	NM	NA	NA	652.31	652.31
			11/20/20	NP	7.98	NM[5]	NA	NA	652.11	652.11
			02/08/21	NP	7.82	12.76	NA	NA	652.27	652.27
			05/03/21	NP	7.42	12.41	NA	NA	652.67	652.67
MW-83S	660.26	3.0-13.0	02/22/19	NP	6.87	12.80	NA	NA	653.39	653.39
			06/14/19	NP	6.41	12.80	NA	NA	653.85	653.85
			09/26/19	NP	8.12	12.79	NA	NA	652.14	652.14
			11/04/19	NP	7.49	12.79	NA	NA	652.77	652.77
			02/05/20	NP	6.43	NM	NA	NA	653.83	653.83
			05/18/20	NP	6.62	12.80	NA	NA	653.64	653.64
			08/17/20	NP	7.93	NM	NA	NA	652.33	652.33
			11/20/20	NP	8.13	NM[5]	NA	NA	652.13	652.13
			02/08/21	NP	7.66	12.42	NA	NA	652.60	652.60
			05/03/21	NP	7.56	12.79	NA	NA	652.70	652.70
MW-84	662.50	8.0-13.0	05/22/17	NP	3.26	12.28	NA	NA	659.24	659.24
			07/24/17	NP	5.19	12.59	NA	NA	657.31	657.31
			11/06/17	NP	5.54	12.52	NA	NA	656.96	656.96
			02/05/18	NP	4.60	12.60	NA	NA	657.90	657.90
			05/07/18	NP	2.90	12.55	NA	NA	659.60	659.60
			08/16/18	NP	5.22	NM	NA	NA	657.28	657.28
			11/19/18	NP	3.56	12.54	NA	NA	658.94	658.94
			02/22/19	NP	3.50	12.56	NA	NA	659.00	659.00
			06/14/19	NP	2.71	12.50	NA	NA	659.79	659.79
			09/26/19	NP	5.38	12.55	NA	NA	657.12	657.12
			11/04/19	NP	4.58	12.57	NA	NA	657.92	657.92
			02/05/20	NP	2.94	NM	NA	NA	659.56	659.56
			05/18/20	NM[4]	NM[4]	NM[4]	NA[4]	NA[4]	NM[4]	NM[4]
			08/17/20	NP	5.04	NM	NA	NA	657.46	657.46
			11/20/20	NP	5.22	12.60[5]	NA	NA	657.28	657.28
			02/08/21	NP	4.33	12.55	NA	NA	658.17	658.17
			05/03/21	NP	4.53	12.56	NA	NA	657.97	657.97
MW-84S	662.69	2.5-12.5	02/22/19	NP	3.67	12.71	NA	NA	659.02	659.02
			06/14/19	NP	2.85	12.72	NA	NA	659.84	659.84
			09/26/19	NP	5.54	12.72	NA	NA	657.15	657.15
			11/04/19	NP	4.74	12.71	NA	NA	657.95	657.95
			02/05/20	NP	3.36	NM	NA	NA	659.33	659.33
			05/18/20	NP	2.96	12.72	NA	NA	659.73	659.73
			08/17/20	NP	5.20	NM	NA	NA	657.49	657.49
			11/20/20	NP	5.39	12.72[5]	NA	NA	657.30	657.30
			02/08/21	NP	4.50	12.70	NA	NA	658.19	658.19
			05/03/21	NP	4.69	12.70	NA	NA	658.00	658.00
MW-85	658.85	8.0-13.0	05/22/17	NP	4.71	12.43	NA	NA	654.14	654.14
			07/24/17	NP	6.12	12.75	NA	NA	652.73	652.73
			11/06/17	NP	6.34	12.70	NA	NA	652.51	652.51
			02/05/18	NP	5.53	12.76	NA	NA	653.32	653.32
			05/07/18	NP	4.16	12.69	NA	NA	654.69	654.69
			08/16/18	NP	6.12	NM	NA	NA	652.73	652.73
			11/19/18	NP	5.33	12.66	NA	NA	653.52	653.52
			02/22/19	NP	4.75	12.70	NA	NA	654.10	654.10
			06/14/19	NP	4.50	12.70	NA	NA	654.35	654.35
			09/26/19	NP	6.32	12.69	NA	NA	652.53	652.53
			11/04/19	NP	5.97	12.69	NA	NA	652.88	652.88
			02/05/20	NP	4.40	NM	NA	NA	654.45	654.45
			05/18/20	NM[4]	NM[4]	NM[4]	NA[4]	NA[4]	NM[4]	NM[4]
			08/17/20	NP	6.06	NM	NA	NA	652.79	652.79
			11/20/20	NP	6.23	NM[5]	NA	NA	652.62	652.62
			02/08/21	NP	5.73	12.69	NA	NA	653.12	653.12
			05/03/21	NP	5.46	12.68	NA	NA	653.39	653.39

See Notes on Last Page.

Table 3
Off-Site Groundwater Elevations
Ford Livonia Transmission Plant
36200 Plymouth Road
Livonia, Michigan

Well ID	TOC Elevation (ft. amsl)	Screen Interval (ft. bgs)	Gauging Date	Depth to LNAPL (ft. btoc)	Depth to Water (ft. btoc)	Total Depth (ft. btoc)	LNAPL Elevation (ft. amsl)	LNAPL Thickness (ft.)	Groundwater Elevation (ft. amsl)	Corrected Groundwater Elevation (ft. amsl)
MW-85S	NS	2.5-12.5	12/07/18	NP	5.42	12.35	NA	NA	NA	NA
			03/01/19	Monitoring Well Abandoned						
MW-85SR	658.99	4.5-9.5	06/14/19	NP	4.70	8.45	NA	NA	654.29	654.29
			09/26/19	NP	6.45	8.45	NA	NA	652.54	652.54
			11/04/19	NP	6.08	8.45	NA	NA	652.91	652.91
			02/05/20	NP	4.57	NM	NA	NA	654.42	654.42
			05/18/20	NP	4.50	8.48	NA	NA	654.49	654.49
			08/17/20	NP	6.18	NM	NA	NA	652.81	652.81
			11/20/20	NP	6.13	NM(5)	NA	NA	652.86	652.86
			02/08/21	Could Not Access Well, covered by ice/snow						
			05/03/21	NP	5.57	8.45	NA	NA	653.42	653.42
MW-86	666.11	12.0-17.0	05/22/17	NP	6.25	16.35	NA	NA	652.74	652.74
			07/24/17	NP	8.07	16.66	NA	NA	650.92	650.92
			11/06/17	NP	8.70	16.58	NA	NA	657.41	657.41
			02/05/18	NP	7.87	16.72	NA	NA	658.24	658.24
			05/07/18	NP	6.03	16.60	NA	NA	660.08	660.08
			08/16/18	NP	8.06	NM	NA	NA	658.05	658.05
			11/19/18	NP	6.66	16.59	NA	NA	659.45	659.45
			02/22/19	NP	6.67	16.61	NA	NA	659.44	659.44
			06/14/19	NP	5.78	16.64	NA	NA	660.33	660.33
			09/26/19	NP	8.15	16.61	NA	NA	657.96	657.96
			11/04/19	NP	7.60	16.62	NA	NA	658.51	658.51
			02/05/20	NP	5.92	NM	NA	NA	660.19	660.19
			05/18/20	NM(4)	NM(4)	NM(4)	NA(4)	NA(4)	NM(4)	NM(4)
			08/17/20	NP	7.83	NM	NA	NA	658.28	658.28
			11/20/20	NP	8.22	16.66(5)	NA	NA	657.89	657.89
			02/08/21	NP	7.85	16.61	NA	NA	658.26	658.26
			05/03/21	NP	7.51	16.62	NA	NA	658.60	658.60
MW-86S	666.14	2.5-12.5	02/22/19	NP	6.83	12.33	NA	NA	659.31	659.31
			06/14/19	NP	5.93	12.33	NA	NA	660.21	660.21
			09/26/19	NP	8.33	12.36	NA	NA	657.81	657.81
			11/04/19	NP	7.80	12.34	NA	NA	658.34	658.34
			02/05/20	NP	6.09	NM	NA	NA	660.05	660.05
			05/18/20	NP	6.43	12.34	NA	NA	659.71	659.71
			08/17/20	NP	8.00	NM	NA	NA	658.14	658.14
			11/20/20	NP	8.40	12.38(5)	NA	NA	657.74	657.74
			02/08/21	NP	8.02	12.32	NA	NA	658.12	658.12
			05/03/21	NP	7.75	12.33	NA	NA	658.39	658.39
MW-87	668.81	14.0-19.0	05/22/17	NP	9.41	18.55	NA	NA	659.40	659.40
			07/24/17	NP	10.65	18.85	NA	NA	658.16	658.16
			11/06/17	NP	11.42	18.79	NA	NA	657.39	657.39
			02/05/18	NP	11.06	18.86	NA	NA	657.75	657.75
			05/07/18	NP	9.39	18.80	NA	NA	659.42	659.42
			08/16/18	NP	10.61	NM	NA	NA	658.20	658.20
			11/19/18	NP	9.68	18.79	NA	NA	659.13	659.13
			02/22/19	NP	9.79	18.82	NA	NA	659.02	659.02
			06/14/19	NP	8.75	18.81	NA	NA	660.06	660.06
			09/26/19	NP	10.45	18.83	NA	NA	658.36	658.36
			11/04/19	NP	10.15	18.82	NA	NA	658.66	658.66
			02/05/20	NP	9.05	NM	NA	NA	659.76	659.76
			05/18/20	NM(4)	NM(4)	NM(4)	NA(4)	NA(4)	NM(4)	NM(4)
			08/17/20	NP	10.08	NM	NA	NA	658.73	658.73
			11/20/20	NP	10.30	18.85(5)	NA	NA	658.51	658.51
			02/08/21	NP	9.92	18.83	NA	NA	658.89	658.89
			05/03/21	NP	9.65	18.83	NA	NA	659.16	659.16
MW-87S	668.65	4.5-14.5	02/22/19	NP	9.95	14.14	NA	NA	658.70	658.70
			06/14/19	NP	8.55	14.12	NA	NA	660.10	660.10
			09/26/19	NP	10.28	14.10	NA	NA	658.37	658.37
			11/04/19	NP	9.98	13.82(2)	NA	NA	658.67	658.67
			02/05/20	NP	9.83	NM	NA	NA	658.82	658.82
			05/18/20	NP	8.98	14.13	NA	NA	659.67	659.67
			08/17/20	NP	9.88	NM	NA	NA	658.77	658.77
			11/20/20	NP	10.05	14.15(5)	NA	NA	658.60	658.60
			02/08/21	NP	9.65	14.12	NA	NA	659.00	659.00
			05/03/21	NP	9.38	14.13	NA	NA	659.27	659.27
MW-96S	662.21	2.5-12.5	02/22/19	NP	5.13	12.10	NA	NA	657.08	657.08
			06/14/19	NP	4.57	12.08	NA	NA	657.64	657.64
			09/26/19	NP	6.74	12.09	NA	NA	655.47	655.47
			11/04/19	NP	6.01	12.10	NA	NA	656.20	656.20
			02/05/20	NP	4.58	NM	NA	NA	657.63	657.63
			05/18/20	NP	4.64	12.99	NA	NA	657.57	657.57
			08/17/20	NP	6.43	NM	NA	NA	655.78	655.78
			11/20/20	NP	6.54	12.10(5)	NA	NA	655.67	655.67
			02/08/21	NP	6.19	12.10	NA	NA	656.02	656.02
			05/03/21	NP	5.96	12.08	NA	NA	656.25	656.25
MW-97S	660.07	2.5-12.5	03/06/19	NP	4.47	11.96	NA	NA	655.60	655.60
			06/14/19	NP	3.96	12.01	NA	NA	656.11	656.11
			09/26/19	NP	5.72	12.01	NA	NA	654.35	654.35
			11/04/19	NP	4.98	12.01	NA	NA	655.09	655.09
			02/05/20	NP	4.43	NM	NA	NA	655.64	655.64
			05/18/20	NM(4)	NM(4)	NM(4)	NA(4)	NA(4)	NM(4)	NM(4)
			08/17/20	NP	5.37	NM	NA	NA	654.70	654.70
			11/20/20	NP	5.60	12.01(5)	NA	NA	654.47	654.47
			02/08/21	NP	5.30	12.00	NA	NA	654.77	654.77
			05/03/21	NP	5.08	12.00	NA	NA	654.99	654.99
MW-98S	656.10	2.5-12.5	02/22/19	NP	1.60	12.09	NA	NA	654.50	654.50
			06/14/19	NP	0.79	12.10	NA	NA	655.31	655.31
			09/26/19	NP	3.23	12.09	NA	NA	652.87	652.87
			11/04/19	NP	2.10	12.09	NA	NA	654.00	654.00
			02/05/20	NP	1.21	NM	NA	NA	654.89	654.89
			05/18/20	NP	0.85	12.09	NA	NA	655.25	655.25
			08/17/20	NP	2.84	NM	NA	NA	653.26	653.26
			11/20/20	NP	2.80	12.10(5)	NA	NA	653.30	653.30
			02/08/21	NP	2.81	12.10	NA	NA	653.29	653.29
			05/03/21	NP	2.46	12.10	NA	NA	653.64	653.64

See Notes on Last Page.

Table 3
Off-Site Groundwater Elevations
Ford Livonia Transmission Plant
36200 Plymouth Road
Livonia, Michigan

Well ID	TOC Elevation (ft. amsl)	Screen Interval (ft. bgs)	Gauging Date	Depth to LNAPL (ft. btoc)	Depth to Water (ft. btoc)	Total Depth (ft. btoc)	LNAPL Elevation (ft. amsl)	LNAPL Thickness (ft.)	Groundwater Elevation (ft. amsl)	Corrected Groundwater Elevation (ft. amsl)
MW-99S	667.38	3.0-13.0	02/22/19	NP	6.00	12.84	NA	NA	661.38	661.38
			06/14/19	NP	5.20	12.86	NA	NA	662.18	662.18
			09/26/19	NP	6.89	12.85	NA	NA	660.49	660.49
			11/04/19	NP	6.71	12.87	NA	NA	660.67	660.67
			02/05/20	NP	5.83	NM	NA	NA	661.55	661.55
			05/18/20	NP	5.81	12.88	NA	NA	661.57	661.57
			08/17/20	NP	6.75	NM	NA	NA	660.63	660.63
			11/20/20	NP	7.32	NM[5]	NA	NA	660.06	660.06
			02/08/21	NP	7.31	12.87	NA	NA	660.07	660.07
			05/03/21	NP	6.89	12.84	NA	NA	660.49	660.49
MW-100S	667.64	3.0-13.0	02/22/19	NP	6.64	12.90	NA	NA	661.00	661.00
			06/14/19	NP	5.53	12.88	NA	NA	662.11	662.11
			09/26/19	NP	6.98	12.89	NA	NA	660.66	660.66
			11/04/19	NP	6.76	12.90	NA	NA	660.88	660.88
			02/05/20	NP	6.33	NM	NA	NA	661.31	661.31
			05/18/20	NP	6.38	12.90	NA	NA	661.26	661.26
			08/17/20	NP	6.80	NM	NA	NA	660.84	660.84
			11/20/20	NP	7.52	NM[5]	NA	NA	660.12	660.12
			02/08/21	NP	7.75	12.90	NA	NA	659.89	659.89
			05/03/21	Could Not Open						
MW-101S	668.82	4.5-14.5	03/06/19	NP	8.21	14.01	NA	NA	660.61	660.61
			06/14/19	NP	7.78	14.07	NA	NA	661.04	661.04
			09/26/19	NP	8.33	14.06	NA	NA	660.49	660.49
			11/04/19	NP	8.26	14.06	NA	NA	660.56	660.56
			02/05/20	NP	7.91	NM	NA	NA	660.91	660.91
			05/18/20	NP	7.95	14.07	NA	NA	660.87	660.87
			08/17/20	NP	8.05	NM	NA	NA	660.77	660.77
			11/20/20	NP	8.84	NM[5]	NA	NA	659.98	659.98
			02/08/21	NP	9.21	14.06	NA	NA	659.61	659.61
			05/03/21	NP	9.06	14.06	NA	NA	659.76	659.76
MW-102	660.87	10.0-15.0	02/22/19	NP	1.17	14.65	NA	NA	659.70	659.70
			06/14/19	NP	0.70	14.65	NA	NA	660.17	660.17
			09/26/19	NP	3.20	13.64	NA	NA	657.67	657.67
			11/04/19	NP	2.34	14.63	NA	NA	658.53	658.53
			02/05/20	NP	1.03	NM	NA	NA	659.84	659.84
			05/18/20	NM[4]	NM[4]	NM[4]	NA[4]	NA[4]	NM[4]	NM[4]
			08/17/20	NP	2.96	NM	NA	NA	657.91	657.91
			11/20/20	NP	3.04	NM[5]	NA	NA	657.83	657.83
			02/08/21	NP	2.83	14.62	NA	NA	658.04	658.04
			05/03/21	NP	2.27	14.64	NA	NA	658.60	658.60
MW-102S	661.01	2.5-12.5	02/22/19	NP	1.33	12.35	NA	NA	659.68	659.68
			06/14/19	NP	0.80	12.35	NA	NA	660.21	660.21
			09/26/19	NP	3.50	12.36	NA	NA	657.51	657.51
			11/04/19	NP	2.53	12.37	NA	NA	658.48	658.48
			02/05/20	NP	1.21	NM	NA	NA	659.80	659.80
			05/18/20	NP	0.30	12.36	NA	NA	660.71	660.71
			08/17/20	NP	3.13	NM	NA	NA	657.88	657.88
			11/20/20	NP	3.20	NM[5]	NA	NA	657.81	657.81
			02/08/21	NP	2.30	12.36	NA	NA	658.71	658.71
			05/03/21	NP	2.44	12.36	NA	NA	658.57	658.57
MW-105S	661.45	2.5-12.5	02/22/19	NP	2.88	11.80	NA	NA	658.57	658.57
			06/14/19	NP	2.25	11.80	NA	NA	659.20	659.20
			09/26/19	NP	4.70	11.72	NA	NA	656.75	656.75
			11/04/19	NP	3.85	11.79	NA	NA	657.60	657.60
			02/05/20	NP	2.59	NM	NA	NA	658.86	658.86
			05/18/20	NP	1.69	11.75	NA	NA	659.76	659.76
			08/17/20	NP	4.52	NM	NA	NA	656.93	656.93
			11/20/20	NP	4.51	NM[5]	NA	NA	656.94	656.94
			02/08/21	NP	4.31	11.65	NA	NA	657.14	657.14
			05/03/21	NP	3.73	11.75	NA	NA	657.72	657.72
MW-106S	655.03	2.5-12.5	02/22/19	NP	2.76	11.70	NA	NA	652.27	652.27
			06/14/19	NP	2.18	11.65	NA	NA	652.85	652.85
			09/26/19	NP	4.49	11.64	NA	NA	650.54	650.54
			11/04/19	NP	3.40	11.62	NA	NA	651.63	651.63
			02/05/20	NP	2.54	NM	NA	NA	652.49	652.49
			05/18/20	NP	2.20	11.67	NA	NA	652.83	652.83
			08/17/20	NP	4.13	NM	NA	NA	650.90	650.90
			11/20/20	NP	4.05	NM[5]	NA	NA	650.98	650.98
			02/08/21	NP	4.00	11.62	NA	NA	651.03	651.03
			05/03/21	NP	3.61	11.64	NA	NA	651.42	651.42
MW-107S	657.86	2.5-12.5	02/22/19	NP	5.52	12.20	NA	NA	652.34	652.34
			06/14/19	NP	5.11	12.50	NA	NA	652.75	652.75
			09/26/19	NP	6.55	12.16	NA	NA	651.31	651.31
			11/04/19	NP	5.93	12.15	NA	NA	651.93	651.93
			02/05/20	NP	5.86	NM	NA	NA	652.00	652.00
			05/18/20	NP	5.18	12.15	NA	NA	652.68	652.68
			08/17/20	NP	6.43	NM	NA	NA	651.43	651.43
			11/20/20	NP	6.46	NM[5]	NA	NA	651.40	651.40
			02/08/21	NP	6.22	12.15	NA	NA	651.64	651.64
			05/03/21	NP	6.00	12.13	NA	NA	651.86	651.86
MW-108S	656.95	2.5-12.5	02/22/19	Could Not Locate						
			06/14/19	NP	3.05	12.25	NA	NA	653.90	653.90
			09/26/19	NP	5.09	12.26	NA	NA	651.86	651.86
			11/04/19	NP	4.03	12.27	NA	NA	652.92	652.92
			02/05/20	NP	2.93	NM	NA	NA	654.02	654.02
			05/18/20	NP	3.49	12.62	NA	NA	653.46	653.46
			08/17/20	NP	4.79	NM	NA	NA	652.16	652.16
			11/20/20	NP	6.67	NM[5]	NA	NA	650.28	650.28
			02/08/21	NP	4.35	12.24	NA	NA	652.60	652.60
			05/03/21	Could Not Open						
MW-131S	660.96	2.5-12.5	02/22/19	NP	4.13	12.70	NA	NA	656.83	656.83
			06/14/19	NP	6.70	12.65	NA	NA	654.26	654.26
			09/26/19	NP	5.88	12.69	NA	NA	655.08	655.08
			11/04/19	NP	5.32	12.68	NA	NA	655.64	655.64
			02/05/20	NP	3.78	NM	NA	NA	657.18	657.18
			05/18/20	NP	3.51	12.71	NA	NA	657.45	657.45
			08/17/20	NP	5.65	NM	NA	NA	655.31	655.31
			11/20/20	NP	5.70	NM[5]	NA	NA	655.26	655.26
			02/08/21	NP	5.40	12.73	NA	NA	655.56	655.56
			05/03/21	NP	5.02	12.66	NA	NA	655.94	655.94

See Notes on Last Page.

Table 3
Off-Site Groundwater Elevations
Ford Livonia Transmission Plant
36200 Plymouth Road
Livonia, Michigan

Well ID	TOC Elevation (ft. amsl)	Screen Interval (ft. bgs)	Gauging Date	Depth to LNAPL (ft. btoc)	Depth to Water (ft. btoc)	Total Depth (ft. btoc)	LNAPL Elevation (ft. amsl)	LNAPL Thickness (ft.)	Groundwater Elevation (ft. amsl)	Corrected Groundwater Elevation (ft. amsl)
MW-132S	659.86	2.5-12.5	02/22/19	NP	5.28	12.38	NA	NA	654.58	654.58
			06/14/19	NP	5.25	12.40	NA	NA	654.61	654.61
			09/26/19	NP	6.31	12.39	NA	NA	653.55	653.55
			11/04/19	NP	5.91	12.39	NA	NA	653.95	653.95
			02/05/20	NP	5.06	NM	NA	NA	654.80	654.80
			05/18/20	NP	5.20	12.40	NA	NA	654.66	654.66
			08/17/20	NP	6.10	NM	NA	NA	653.76	653.76
			11/20/20	NP	6.16	NM[5]	NA	NA	653.70	653.70
			02/08/21	NP	5.91	12.37	NA	NA	653.95	653.95
			05/03/21	NP	5.75	12.36	NA	NA	654.11	654.11
MW-133S	657.91	4.0-9.0	06/14/19	NP	5.35	8.55	NA	NA	652.56	652.56
			09/26/19	NP	7.25	8.55	NA	NA	650.66	650.66
			11/04/19	NP	6.73	8.56	NA	NA	651.18	651.18
			02/05/20	NP	5.34	NM	NA	NA	652.57	652.57
			05/18/20	NP	5.51	8.57	NA	NA	652.40	652.40
			08/17/20	NP	7.06	NM	NA	NA	650.85	650.85
			11/20/20	NP	7.27	NM[5]	NA	NA	650.64	650.64
			02/08/21	NP	6.85	8.50	NA	NA	651.06	651.06
			05/03/21	NP	6.55	8.49	NA	NA	651.36	651.36
MW-134S	658.75	5.0-10.0	06/14/19	NP	6.30	9.40	NA	NA	652.45	652.45
			09/26/19	NP	8.19	9.46	NA	NA	650.56	650.56
			11/04/19	NP	7.71	9.45	NA	NA	651.04	651.04
			02/05/20	NP	5.23	NM	NA	NA	653.52	653.52
			05/18/20	NP	6.42	9.48	NA	NA	652.33	652.33
			08/17/20	NP	8.05	NM	NA	NA	650.70	650.70
			11/20/20	NP	8.25	NM[5]	NA	NA	650.50	650.50
			02/08/21	NP	7.80	9.44	NA	NA	650.95	650.95
			05/03/21	NP	7.46	9.42	NA	NA	651.29	651.29
MW-135S[1]	657.67	5.0-10.0	06/14/19	NP	5.30	9.70	NA	NA	652.37	652.37
			09/26/19	NP	7.14	9.68	NA	NA	650.53	650.53
	657.44		11/04/19	NP	6.74	9.70	NA	NA	650.70	650.70
			02/05/20	NP	5.21	NM	NA	NA	652.23	652.23
			05/18/20	NP	5.41	9.71	NA	NA	652.03	652.03
			08/17/20	NP	7.02	NM	NA	NA	650.42	650.42
			11/20/20	NP	7.20	NM[5]	NA	NA	650.24	650.24
			02/08/21	NP	6.75	9.65	NA	NA	650.69	650.69
			05/03/21	NP	6.41	9.66	NA	NA	651.03	651.03
MW-136S	655.53	2.0-7.0	06/14/19	NP	2.16	7.50	NA	NA	653.37	653.37
			09/26/19	NP	4.66	7.15	NA	NA	650.87	650.87
			11/04/19	NP	3.23	7.14	NA	NA	652.30	652.30
			02/05/20	NP	2.38	NM	NA	NA	653.15	653.15
			05/18/20	NP	2.11	7.17	NA	NA	653.42	653.42
			08/17/20	NP	4.47	NM	NA	NA	651.06	651.06
			11/20/20	NP	3.91	NM[5]	NA	NA	651.62	651.62
			02/08/21	Could Not Access Well, covered by ice/snow						
			05/03/21	NP	3.64	7.15	NA	NA	651.89	651.89
MW-137S[1]	656.10	2.0-7.0	06/14/19	NP	1.60	7.20	NA	NA	654.50	654.50
			09/26/19	NP	4.43	7.10	NA	NA	651.67	651.67
	656.10		11/04/19	NP	3.05	7.03	NA	NA	653.05	653.05
			02/05/20	NP	1.69	NM	NA	NA	654.41	654.41
			05/18/20	NP	1.14	7.05	NA	NA	654.96	654.96
			08/17/20	NP	4.21	NM	NA	NA	651.89	651.89
			11/20/20	NP	3.69	NM[5]	NA	NA	652.41	652.41
			02/08/21	NP	3.60	7.02	NA	NA	652.50	652.50
			05/03/21	NP	3.25	7.03	NA	NA	652.85	652.85
MW-138S	653.92	2.0-7.0	06/14/19	NP	0.20	5.95	NA	NA	653.72	653.72
			09/26/19	NP	2.68	5.97	NA	NA	651.24	651.24
			11/04/19	NP	1.16	5.94	NA	NA	652.76	652.76
			02/05/20	NP	0.67	NM	NA	NA	653.25	653.25
			05/18/20	NP	0.50	5.98	NA	NA	653.42	653.42
			08/17/20	NP	2.28	NM	NA	NA	651.64	651.64
			11/20/20	NP	1.93	5.98[5]	NA	NA	651.99	651.99
			02/08/21	NP	2.00	5.98	NA	NA	651.92	651.92
			05/03/21	NP	1.58	5.97	NA	NA	652.34	652.34
MW-139S	660.14	2.0-7.0	06/14/19	NP	1.17	6.90	NA	NA	658.97	658.97
			09/26/19	NP	4.10	6.90	NA	NA	656.04	656.04
			11/04/19	NP	3.14	6.90	NA	NA	657.00	657.00
			02/05/20	NP	1.85	NM	NA	NA	658.29	658.29
			05/18/20	NP	0.95	6.92	NA	NA	659.19	659.19
			08/17/20	NP	3.75	NM	NA	NA	656.39	656.39
			11/20/20	NP	3.79	6.93[5]	NA	NA	656.35	656.35
			02/08/21	NP	3.19	6.90	NA	NA	656.95	656.95
			05/03/21	NP	3.15	6.89	NA	NA	656.99	656.99
MW-140S	662.23	2.0-7.0	06/14/19	NP	2.46	6.48	NA	NA	659.77	659.77
			09/26/19	NP	5.29	6.46	NA	NA	656.94	656.94
			11/04/19	NP	4.40	6.46	NA	NA	657.83	657.83
			02/05/20	NP	2.61	NM	NA	NA	659.62	659.62
			05/18/20	NP	2.40	6.48	NA	NA	659.83	659.83
			08/17/20	NP	4.95	NM	NA	NA	657.28	657.28
			11/20/20	NP	5.05	6.49[5]	NA	NA	657.18	657.18
			02/08/21	NP	4.31	6.48	NA	NA	657.92	657.92
			05/03/21	NP	4.35	6.48	NA	NA	657.88	657.88
MW-141S	663.67	3.0-8.0	06/14/19	NP	4.00	7.60	NA	NA	659.67	659.67
			09/26/19	NP	7.18	7.68	NA	NA	656.49	656.49
			11/04/19	NP	6.30	7.69	NA	NA	657.37	657.37
			02/05/20	NP	4.45	NM	NA	NA	659.22	659.22
			05/18/20	NP	4.10	7.69	NA	NA	659.57	659.57
			08/17/20	NP	6.92	NM	NA	NA	656.75	656.75
			11/20/20	NP	6.80	7.70[5]	NA	NA	656.87	656.87
			02/08/21	NP	6.30	7.68	NA	NA	657.37	657.37
			05/03/21	NP	5.91	7.61	NA	NA	657.76	657.76
MW-142S	657.49	2.5-7.5	06/14/19	NP	3.55	6.75	NA	NA	653.94	653.94
			09/26/19	NP	5.34	6.75	NA	NA	652.15	652.15
			11/04/19	NP	4.51	6.86	NA	NA	652.98	652.98
			02/05/20	NP	3.49	NM	NA	NA	654.00	654.00
			05/18/20	NP	3.32	6.75	NA	NA	654.17	654.17
			08/17/20	NP	5.02	NM	NA	NA	652.47	652.47
			11/20/20	NP	5.01	NM[5]	NA	NA	652.48	652.48
			02/08/21	Could Not Access Well, covered by ice/snow						
			05/03/21	NP	4.43	6.75	NA	NA	653.06	653.06

See Notes on Last Page.

Table 3
Off-Site Groundwater Elevations
Ford Livonia Transmission Plant
36200 Plymouth Road
Livonia, Michigan

Well ID	TOC Elevation (ft. amsl)	Screen Interval (ft. bgs)	Gauging Date	Depth to LNAPL (ft. btoc)	Depth to Water (ft. btoc)	Total Depth (ft. btoc)	LNAPL Elevation (ft. amsl)	LNAPL Thickness (ft.)	Groundwater Elevation (ft. amsl)	Corrected Groundwater Elevation (ft. amsl)
MW-192S	654.62	2.5-7.5	06/14/19	NP	1.45	7.70	NA	NA	653.17	653.17
			09/26/19	NP	3.10	7.68	NA	NA	651.52	651.52
			11/04/19	NP	2.04	7.63	NA	NA	652.58	652.58
			02/05/20	NP	1.80	NM	NA	NA	652.82	652.82
			05/18/20	NP	1.47	7.72	NA	NA	653.15	653.15
			08/17/20	NP	2.62	NM	NA	NA	652.00	652.00
			11/20/20	NP	2.64	7.70[5]	NA	NA	651.98	651.98
			02/08/21	NP	2.56	7.64	NA	NA	652.06	652.06
			05/03/21	NP	2.28	7.65	NA	NA	652.34	652.34
MW-202S	675.53	3.5-8.5	02/05/20	NP	4.57	8.50[3]	NA	NA	670.96	670.96
			05/18/20	NP	4.76	8.43	NA	NA	670.77	670.77
			08/17/20	NP	5.00	NM	NA	NA	670.53	670.53
			11/20/20	Could Not Access Well						
			02/08/21							
			05/03/21							
MW-203S	675.15	3.0-8.0	02/05/20	NP	4.10	8.00[3]	NA	NA	671.05	671.05
			05/18/20	NP	4.30	8.22	NA	NA	670.85	670.85
			08/17/20	NP	4.50	NM	NA	NA	670.65	670.65
			11/20/20	Could Not Access Well						
			02/08/21							
			05/03/21							
MW-204	676.96	12.0-17.0	02/05/20	NP	5.20	17.00[3]	NA	NA	671.76	671.76
			05/18/20	NM[4]	NM[4]	NM[4]	NA[4]	NA[4]	NM[4]	NM[4]
			08/17/20	NP	5.82	NM	NA	NA	671.14	671.14
			11/20/20	NP	6.50	NM[5]	NA	NA	670.46	670.46
			02/08/21	Could Not Access Well						
			05/03/21	NP	6.60	16.55	NA	NA	670.36	670.36
MW-204S	677.00	4.0-9.0	02/05/20	NP	5.24	9.00[3]	NA	NA	671.76	671.76
			05/18/20	NP	5.47	8.63	NA	NA	671.53	671.53
			08/17/20	NP	5.85	NM	NA	NA	671.15	671.15
			11/20/20	NP	6.53	NM[5]	NA	NA	670.47	670.47
			02/08/21	Could Not Access Well						
			05/03/21	NP	6.64	8.62	NA	NA	670.36	670.36
MW-205	679.00	12.0-17.0	02/05/20	NP	6.74	17.00[3]	NA	NA	672.26	672.26
			05/18/20	NM[4]	NM[4]	NM[4]	NA[4]	NA[4]	NM[4]	NM[4]
			08/17/20	NP	7.23	NM	NA	NA	671.77	671.77
			11/20/20	NP	8.04	NM[5]	NA	NA	670.96	670.96
			02/08/21	Could Not Access Well						
			05/03/21	NP	8.28	15.74	NA	NA	670.72	670.72
MW-205S	678.95	4.5-9.5	02/05/20	NP	6.69	9.50[3]	NA	NA	672.26	672.26
			05/18/20	NP	7.03	9.01	NA	NA	671.92	671.92
			08/17/20	NP	7.18	NM	NA	NA	671.77	671.77
			11/20/20	NP	7.96	NM[5]	NA	NA	670.99	670.99
			02/08/21	Could Not Access Well						
			05/03/21	NP	8.23	8.98	NA	NA	670.72	670.72
MW-206S	680.07	6.5-11.5	02/05/20	NP	8.20	11.50[3]	NA	NA	671.87	671.87
			05/18/20	NP	8.51	11.45	NA	NA	671.56	671.56
			08/17/20	NP	8.65	NM	NA	NA	671.42	671.42
			11/20/20	Could Not Access Well						
			02/08/21							
			05/03/21							
MW-214S	667.97	5.5-10.5	02/05/20	NP	5.67	8.00[3]	NA	NA	662.30	662.30
			05/18/20	NP	6.34	10.96	NA	NA	661.63	661.63
			08/17/20	Could Not Access Well						
			11/20/20							
			02/08/21	NP	8.42	10.89	NA	NA	659.55	659.55
			05/03/21	NP	7.83	10.89	NA	NA	660.14	660.14
MW-215S	665.74	3.0-8.0	02/05/20	NP	4.78	7.50[3]	NA	NA	660.96	660.96
			05/18/20	NP	4.65	7.62	NA	NA	661.09	661.09
			08/17/20	Could Not Locate						
			11/20/20							
			02/08/21							
			05/03/21	NP	6.22	7.59	NA	NA	659.52	659.52
MW-223S	670.85	8.5-13.5	02/05/20	NP	10.68	13.50[3]	NA	NA	660.17	660.17
			05/18/20	NP	10.67	13.22	NA	NA	660.18	660.18
			08/17/20	Could Not Access Well						
			11/20/20							
			02/08/21	NP	11.91	13.23	NA	NA	658.94	658.94
			05/03/21	NP	11.74	13.22	NA	NA	659.11	659.11

Notes:
Water level measurements collected from top of well casing.
Table includes data collected from right-of-way monitoring wells and select residential/commercial monitoring.
[1] MW-81 and MW-83 were re-surveyed on November 20, 2017 by Geodetic Designs Inc. MW-135S and MW-137S were re-surveyed after repairs on 11/12/2019.
[2] Monitoring well total depth incorrect due to field measurement error. Confirmed during sampling of the monitoring well.
[3] Monitoring well total depth not measured. Measurement shown is based on the recorded well screen depth from the well construction log.
[4] Monitoring well not measured during the second quarter of 2020.
[5] Monitoring well total depth only listed for wells collected during fourth-quarter site-wide gauging date. Refer to fourth quarter 2020 Groundwater Sampling Log for any wells with 'NM' listed.

Abbreviations:

EGLE	Michigan Department of Environment, Great Lakes, and Energy
ft.	feet
ft. amsl	feet above mean sea level
ft. bgs	feet below ground surface
ft. btoc	feet below top of casing
ID	Identification
LNAPL	light non-aqueous phase liquid
NA	not applicable
NM	not measured
NP	no product detected
NS	not surveyed
TOC	top of casing

This document is a DRAFT document that has not received approval from EGLE. This document was prepared pursuant to a court Consent Decree. The opinions, findings, and conclusions expressed are those of the authors and not those of EGLE.

Table 4
Off-Site Groundwater Analytical Results
Ford Livonia Transmission Plant
36200 Plymouth Road
Livonia, Michigan

Location: / Screen Interval (ft. bgs): / Sample Date:	Unit	Residential Drinking Water Criteria	MW-72 15-20																	MW-72S 3-13										
			5/22/2017	7/26/2017	11/7/2017	2/6/2018	5/9/2018	8/10/2018	10/22/2018	3/5/2019	5/17/2019	9/23/2019	11/5/2019	2/13/2020	5/26/2020	8/12/2020	11/17/2020	2/10/2021	5/12/2021	12/17/2018	3/5/2019	5/8/2019	9/23/2019	11/6/2019	2/13/2020	5/20/2020	8/14/2020	11/17/2020	2/10/2021	5/12/2021
Semi-volatile Organic Compounds (SVOCs)																														
1,4-Dioxane	µg/L	7.2*	1.1 J	0.53 J	0.97 J	0.78 J	0.32 J	1.1 J	1.4 J	0.91 J	< 2.0	< 2.0	0.97 J	< 2.0	< 2.0	< 2.0	< 2.0	< 2.0	< 2.0	< 2.0	< 2.0	< 2.0	< 2.0	< 2.0	< 2.0	< 2.0	< 2.0	< 2.0	< 2.0	< 2.0
Volatile Organic Compounds (VOCs)																														
1,1-Dichloroethene	µg/L	7.0	NA	< 1.0	< 1.0	< 1.0	< 1.0	< 1.0	< 1.0	< 1.0	< 1.0	< 1.0	< 1.0	< 1.0	< 1.0	< 1.0	< 1.0	< 1.0	< 1.0	< 1.0	< 1.0	< 1.0	< 1.0	< 1.0	< 1.0	< 1.0	< 1.0	< 1.0	< 1.0	< 1.0
cis-1,2-Dichloroethene	µg/L	70	NA	< 1.0	< 1.0	< 1.0	< 1.0	< 1.0	< 1.0	< 1.0	< 1.0	< 1.0	< 1.0	< 1.0	< 1.0	< 1.0	< 1.0	< 1.0	< 1.0	< 1.0	< 1.0	< 1.0	< 1.0	< 1.0	< 1.0	< 1.0	< 1.0	< 1.0	< 1.0 UB	< 1.0	< 1.0
Tetrachloroethene	µg/L	5.0	NA	< 1.0	< 1.0	< 1.0	< 1.0	< 1.0	< 1.0	< 1.0	< 1.0	< 1.0	< 1.0	< 1.0	< 1.0	< 1.0	< 1.0	< 1.0	< 1.0	< 1.0	< 1.0 J	< 1.0	< 1.0	< 1.0	< 1.0	< 1.0	< 1.0	< 1.0	< 1.0	< 1.0
trans-1,2-Dichloroethene	µg/L	100	NA	< 1.0	< 1.0	< 1.0	< 1.0	< 1.0	< 1.0	< 1.0	< 1.0	< 1.0	< 1.0	< 1.0	< 1.0	< 1.0	< 1.0	< 1.0	< 1.0	< 1.0	< 1.0	< 1.0	< 1.0	< 1.0	< 1.0	< 1.0	< 1.0	< 1.0	< 1.0	< 1.0
Trichloroethene	µg/L	1.0**	< 1.0	< 1.0	< 1.0	< 1.0	< 1.0	< 1.0	< 1.0	< 1.0	< 1.0	< 1.0	< 1.0	< 1.0	< 1.0	< 1.0	< 1.0	< 1.0	< 1.0	< 1.0	<1.0 UB	< 1.0	< 1.0	< 1.0	< 1.0	< 1.0	< 1.0	< 1.0	< 1.0	< 1.0
Vinyl chloride	µg/L	1.0**	**3.9**	**2.9**	**1.6**	**1.3**	**1.5 J**	**1.2**	**1.1**	**1.9**	**1.7**	**1.5**	**2.8**	**2.1**	**2.1**	**1.8**	**1.7**	**1.2**	1.0	< 1.0	0.24 J	< 1.0	< 1.0	< 1.0	< 1.0	< 1.0	< 1.0	< 1.0	< 1.0	< 1.0
Metals																														
Iron, Dissolved	µg/L	300	NA	NA	NA	NA	NA	NA	NA	NA	NA	NA	NA	NA	NA	NA	NA	NA	NA	NA	NA	NA	NA	NA	NA	NA	NA	NA	NA	NA
Iron, Total	µg/L	300	NA	NA	NA	NA	NA	NA	NA	NA	NA	NA	NA	NA	NA	NA	NA	NA	NA	NA	NA	NA	NA	NA	NA	NA	NA	NA	NA	NA
Manganese, Dissolved	µg/L	50	NA	NA	NA	NA	NA	NA	NA	NA	NA	NA	NA	NA	NA	NA	NA	NA	NA	NA	NA	NA	NA	NA	NA	NA	NA	NA	NA	NA
Manganese, Total	µg/L	50	NA	NA	NA	NA	NA	NA	NA	NA	NA	NA	NA	NA	NA	NA	NA	NA	NA	NA	NA	NA	NA	NA	NA	NA	NA	NA	NA	NA
Anions																														
Nitrate-N	mg/L	10	NA	NA	NA	NA	NA	NA	NA	NA	NA	NA	NA	NA	NA	NA	NA	NA	NA	NA	NA	NA	NA	NA	NA	NA	NA	NA	NA	NA
Sulfate	mg/L	250	NA	NA	NA	NA	NA	NA	NA	NA	NA	NA	NA	NA	NA	NA	NA	NA	NA	NA	NA	NA	NA	NA	NA	NA	NA	NA	NA	NA
Total Organic Carbon (TOC)																														
Carbon, Dissolved	mg/L	NS	NA	NA	NA	NA	NA	NA	NA	NA	NA	NA	NA	NA	NA	NA	NA	NA	NA	NA	NA	NA	NA	NA	NA	NA	NA	NA	NA	NA
Total Organic Carbon	mg/L	NS	NA	NA	NA	NA	NA	NA	NA	NA	NA	NA	NA	NA	NA	NA	NA	NA	NA	NA	NA	NA	NA	NA	NA	NA	NA	NA	NA	NA
Gases																														
Ethane	µg/L	NS	NA	NA	NA	NA	NA	NA	NA	NA	NA	NA	NA	NA	NA	NA	NA	NA	NA	NA	NA	NA	NA	NA	NA	NA	NA	NA	NA	NA
Ethene	µg/L	NS	NA	NA	NA	NA	NA	NA	NA	NA	NA	NA	NA	NA	NA	NA	NA	NA	NA	NA	NA	NA	NA	NA	NA	NA	NA	NA	NA	NA
Methane	µg/L	NS	NA	NA	NA	NA	NA	NA	NA	NA	NA	NA	NA	NA	NA	NA	NA	NA	NA	NA	NA	NA	NA	NA	NA	NA	NA	NA	NA	NA

See Notes on Last Page.

Table 4
Off-Site Groundwater Analytical Results
Ford Livonia Transmission Plant
36200 Plymouth Road
Livonia, Michigan

Location: / Screen Interval (ft. bgs): / Sample Date:	Unit	Residential Drinking Water Criteria	MW-73D 13.5-18.5																	MW-73SR 2.5-12.5										
			5/22/2017	7/26/2017	11/7/2017	2/6/2018	5/9/2018	8/10/2018	10/22/2018	3/4/2019	5/8/2019	9/24/2019	11/11/2019	2/10/2020	5/22/2020	8/12/2020	11/17/2020	2/11/2021	5/12/2021	12/17/2018	3/4/2019	5/8/2019	9/24/2019	11/11/2019	2/10/2020	5/22/2020	8/12/2020	11/17/2020	2/11/2021	5/12/2021
Semi-volatile Organic Compounds (SVOCs)																														
1,4-Dioxane	µg/L	7.2*	3.2	3.1	2.8	1.5 J	3.0	1.9 J	3.8	1.6 J	2.3	3.8	2.8	< 2.0	3.4	2.5	2.5	1.5 J	2.4	0.87 J	< 2.0	< 2.0	< 2.0	< 2.0	< 2.0	< 2.0	< 2.0	< 2.0	< 2.0	< 2.0
Volatile Organic Compounds (VOCs)																														
1,1-Dichloroethene	µg/L	7.0	NA	< 1.0	< 1.0	< 1.0	< 1.0	< 1.0	< 1.0	< 1.0	< 1.0	< 1.0	< 1.0	< 1.0	< 1.0	< 1.0	< 1.0	< 1.0	< 1.0	< 1.0	< 1.0	< 1.0	< 1.0	< 1.0	< 1.0	< 1.0	< 1.0	< 1.0	< 1.0	< 1.0
cis-1,2-Dichloroethene	µg/L	70	NA	0.45 J	0.50 J	0.43 J	0.35 J	0.56 J	0.19 J	< 1.0 UB	< 1.0	< 1.0	< 1.0	< 1.0	< 1.0	< 1.0	< 1.0 UB	< 1.0	< 1.0	2.3	2.1	1.8	3.0	2.4	1.3	1.6	1.3	2.3	1.5	1.7
Tetrachloroethene	µg/L	5.0	NA	< 1.0	< 1.0	< 1.0	< 1.0	< 1.0	< 1.0	< 1.0 J	< 1.0	< 1.0	< 1.0	< 1.0	< 1.0	< 1.0	< 1.0	< 1.0	< 1.0	< 1.0	< 1.0 J	< 1.0	< 1.0	< 1.0	< 1.0	< 1.0	< 1.0	< 1.0	< 1.0	< 1.0
trans-1,2-Dichloroethene	µg/L	100	NA	< 1.0	< 1.0	< 1.0	< 1.0	< 1.0	< 1.0	< 1.0	< 1.0	< 1.0	< 1.0	< 1.0	< 1.0	< 1.0	< 1.0	< 1.0	< 1.0	0.43 J	0.25 J	< 1.0	0.35 J	< 1.0	< 1.0	< 1.0	< 1.0	0.23 J	< 1.0	< 1.0
Trichloroethene	µg/L	1.0**	< 1.0	< 1.0	< 1.0	< 1.0	< 1.0	< 1.0	< 1.0	< 1.0 UB	< 1.0	< 1.0	< 1.0	< 1.0	< 1.0	< 1.0	< 1.0	< 1.0	< 1.0	0.29 J	< 1.0 UB	< 1.0	0.34 J	< 1.0	0.15 J	< 1.0	< 1.0	0.16 J	0.17 J	0.22 J
Vinyl chloride	µg/L	1.0**	**1.1**	0.85 J	**1.3**	0.79 J	0.80 J	0.75 J	< 1.0	0.71 J	< 1.0	0.48 J	< 1.0	< 1.0	0.28 J	< 1.0	< 1.0	< 1.0	< 1.0	**1.7**	**1.5**	< 1.0	**1.3**	1.0	0.87 J	**1.4**	< 1.0	0.85 J	0.55 J	0.43 J
Metals																														
Iron, Dissolved	µg/L	300	NA	NA	NA	NA	NA	NA	NA	NA	NA	NA	NA	NA	NA	NA	NA	NA	NA	NA	NA	NA	NA	NA	NA	NA	NA	NA	NA	NA
Iron, Total	µg/L	300	NA	NA	NA	NA	NA	NA	NA	NA	NA	NA	NA	NA	NA	NA	NA	NA	NA	NA	NA	NA	NA	NA	NA	NA	NA	NA	NA	NA
Manganese, Dissolved	µg/L	50	NA	NA	NA	NA	NA	NA	NA	NA	NA	NA	NA	NA	NA	NA	NA	NA	NA	NA	NA	NA	NA	NA	NA	NA	NA	NA	NA	NA
Manganese, Total	µg/L	50	NA	NA	NA	NA	NA	NA	NA	NA	NA	NA	NA	NA	NA	NA	NA	NA	NA	NA	NA	NA	NA	NA	NA	NA	NA	NA	NA	NA
Anions																														
Nitrate-N	mg/L	10	NA	NA	NA	NA	NA	NA	NA	NA	NA	NA	NA	NA	NA	NA	NA	NA	NA	NA	NA	NA	NA	NA	NA	NA	NA	NA	NA	NA
Sulfate	mg/L	250	NA	NA	NA	NA	NA	NA	NA	NA	NA	NA	NA	NA	NA	NA	NA	NA	NA	NA	NA	NA	NA	NA	NA	NA	NA	NA	NA	NA
Total Organic Carbon (TOC)																														
Carbon, Dissolved	mg/L	NS	NA	NA	NA	NA	NA	NA	NA	NA	NA	NA	NA	NA	NA	NA	NA	NA	NA	NA	NA	NA	NA	NA	NA	NA	NA	NA	NA	NA
Total Organic Carbon	mg/L	NS	NA	NA	NA	NA	NA	NA	NA	NA	NA	NA	NA	NA	NA	NA	NA	NA	NA	NA	NA	NA	NA	NA	NA	NA	NA	NA	NA	NA
Gases																														
Ethane	µg/L	NS	NA	NA	NA	NA	NA	NA	NA	NA	NA	NA	NA	NA	NA	NA	NA	NA	NA	NA	NA	NA	NA	NA	NA	NA	NA	NA	NA	NA
Ethene	µg/L	NS	NA	NA	NA	NA	NA	NA	NA	NA	NA	NA	NA	NA	NA	NA	NA	NA	NA	NA	NA	NA	NA	NA	NA	NA	NA	NA	NA	NA
Methane	µg/L	NS	NA	NA	NA	NA	NA	NA	NA	NA	NA	NA	NA	NA	NA	NA	NA	NA	NA	NA	NA	NA	NA	NA	NA	NA	NA	NA	NA	NA

See Notes on Last Page.

Table 4
Off-Site Groundwater Analytical Results
Ford Livonia Transmission Plant
36200 Plymouth Road
Livonia, Michigan

Location:			MW-74																	MW-74S										
Screen Interval (ft. bgs):			14-19																	3-13										
Sample Date:	Unit	Residential Drinking Water Criteria	5/23/2017	7/26/2017	11/7/2017	2/6/2018	5/9/2018	8/9/2018	10/22/2018	3/8/2019	5/17/2019	9/18/2019	11/11/2019	2/7/2020	5/21/2020	8/12/2020	11/16/2020	2/11/2021	5/13/2021	12/21/2018	3/8/2019	5/8/2019	9/18/2019	11/6/2019	2/7/2020	5/21/2020	8/12/2020	11/16/2020	2/11/2021	5/13/2021
Semi-volatile Organic Compounds (SVOCs)																														
1,4-Dioxane	µg/L	7.2*	< 2.0	1.5 J	1.3 J	0.66 J	0.34 J	1.6 J	2.0	< 2.0	< 2.0	1.4 J	1.4 J	< 2.0	< 2.0	1.7 J	1.7 J	2.1	1.3 J	< 2.0	< 2.0	< 2.0	< 2.0	< 2.0	< 2.0	< 2.0	< 2.0	< 2.0	< 2.0	< 2.0	< 2.0
Volatile Organic Compounds (VOCs)																														
1,1-Dichloroethene	µg/L	7.0	NA	< 1.0	< 1.0	< 1.0	< 1.0 J	< 1.0	< 1.0	< 1.0	< 1.0	< 1.0	< 1.0	< 1.0	< 1.0	< 1.0	< 1.0	< 1.0	< 1.0	< 1.0	< 1.0	< 1.0	< 1.0	< 1.0	< 1.0	< 1.0	< 1.0	< 1.0	< 1.0	< 1.0	< 1.0
cis-1,2-Dichloroethene	µg/L	70	NA	< 1.0	< 1.0	0.42 J	0.96 J	0.41 J	0.45 J	0.84 J	1.3	0.62 J	0.62 J	1.5	1.5	0.59 J	< 1.0 UB	0.33 J	0.38 J	1.3	0.82 J	0.97 J	1.0	1.5	0.56 J	0.96 J	0.43 J	1.2 UB	0.84 J	0.73 J
Tetrachloroethene	µg/L	5.0	NA	< 1.0	< 1.0	< 1.0	< 1.0 J	< 1.0	< 1.0	< 1.0	< 1.0	< 1.0	< 1.0	< 1.0	< 1.0	< 1.0	< 1.0	< 1.0	< 1.0	< 1.0	0.21 J	< 1.0	< 1.0	< 1.0	< 1.0	< 1.0	< 1.0	< 1.0	< 1.0	< 1.0	< 1.0
trans-1,2-Dichloroethene	µg/L	100	NA	< 1.0	< 1.0	< 1.0	< 1.0 J	< 1.0	< 1.0	< 1.0	< 1.0	< 1.0	< 1.0	< 1.0	0.19 J	< 1.0	< 1.0	< 1.0	< 1.0	< 1.0	< 1.0	< 1.0	< 1.0	< 1.0	< 1.0	< 1.0	< 1.0	< 1.0	0.25 J	< 1.0	< 1.0
Trichloroethene	µg/L	1.0**	< 1.0	< 1.0	< 1.0	< 1.0	< 1.0 J	< 1.0	< 1.0	< 1.0	< 1.0	< 1.0	< 1.0	< 1.0	< 1.0	< 1.0	< 1.0	< 1.0	< 1.0	< 1.0	< 1.0	< 1.0	< 1.0	< 1.0	< 1.0	< 1.0	< 1.0	< 1.0	< 1.0	< 1.0	< 1.0
Vinyl chloride	µg/L	1.0**	< 1.0	**2.7**	**2.4**	**2.0**	0.70 J	**2.8**	**2.2**	**1.1**	< 1.0	**1.7**	**1.8**	< 1.0	< 1.0	**2.9**	**4.1**	**3.1**	**3.4**	< 1.0	< 1.0	< 1.0	< 1.0	< 1.0	< 1.0	< 1.0	< 1.0	< 1.0	< 1.0	< 1.0	< 1.0
Metals																														
Iron, Dissolved	µg/L	300	NA	NA	NA	NA	NA	NA	NA	NA	NA	NA	NA	NA	NA	NA	NA	NA	NA	NA	NA	NA	NA	NA	NA	NA	NA	NA	NA	NA	NA
Iron, Total	µg/L	300	NA	NA	NA	NA	NA	NA	NA	NA	NA	NA	NA	NA	NA	NA	NA	NA	NA	NA	NA	NA	NA	NA	NA	NA	NA	NA	NA	NA	NA
Manganese, Dissolved	µg/L	50	NA	NA	NA	NA	NA	NA	NA	NA	NA	NA	NA	NA	NA	NA	NA	NA	NA	NA	NA	NA	NA	NA	NA	NA	NA	NA	NA	NA	NA
Manganese, Total	µg/L	50	NA	NA	NA	NA	NA	NA	NA	NA	NA	NA	NA	NA	NA	NA	NA	NA	NA	NA	NA	NA	NA	NA	NA	NA	NA	NA	NA	NA	NA
Anions																														
Nitrate-N	mg/L	10	NA	NA	NA	NA	NA	NA	NA	NA	NA	NA	NA	NA	NA	NA	NA	NA	NA	NA	NA	NA	NA	NA	NA	NA	NA	NA	NA	NA	NA
Sulfate	mg/L	250	NA	NA	NA	NA	NA	NA	NA	NA	NA	NA	NA	NA	NA	NA	NA	NA	NA	NA	NA	NA	NA	NA	NA	NA	NA	NA	NA	NA	NA
Total Organic Carbon (TOC)																														
Carbon, Dissolved	mg/L	NS	NA	NA	NA	NA	NA	NA	NA	NA	NA	NA	NA	NA	NA	NA	NA	NA	NA	NA	NA	NA	NA	NA	NA	NA	NA	NA	NA	NA	NA
Total Organic Carbon	mg/L	NS	NA	NA	NA	NA	NA	NA	NA	NA	NA	NA	NA	NA	NA	NA	NA	NA	NA	NA	NA	NA	NA	NA	NA	NA	NA	NA	NA	NA	NA
Gases																														
Ethane	µg/L	NS	NA	NA	NA	NA	NA	NA	NA	NA	NA	NA	NA	NA	NA	NA	NA	NA	NA	NA	NA	NA	NA	NA	NA	NA	NA	NA	NA	NA	NA
Ethene	µg/L	NS	NA	NA	NA	NA	NA	NA	NA	NA	NA	NA	NA	NA	NA	NA	NA	NA	NA	NA	NA	NA	NA	NA	NA	NA	NA	NA	NA	NA	NA
Methane	µg/L	NS	NA	NA	NA	NA	NA	NA	NA	NA	NA	NA	NA	NA	NA	NA	NA	NA	NA	NA	NA	NA	NA	NA	NA	NA	NA	NA	NA	NA	NA

See Notes on Last Page.

Table 4
Off-Site Groundwater Analytical Results
Ford Livonia Transmission Plant
36200 Plymouth Road
Livonia, Michigan

Location:			MW-75D																MW-75S						
Screen Interval (ft. bgs):		Residential Drinking Water Criteria	12-17																5-10						
Sample Date:	Unit		5/23/2017	7/26/2017	11/8/2017	2/6/2018	5/9/2018	8/9/2018	10/22/2018	3/7/2019	5/15/2019	9/18/2019	11/26/2019	2/4/2020	5/20/2020	8/11/2020	11/13/2020	2/10/2021	5/19/2021	5/23/2017	7/26/2017	11/8/2017	2/6/2018	5/9/2018	8/9/2018	10/22/2018
Semi-volatile Organic Compounds (SVOCs)																										
1,4-Dioxane	µg/L	7.2*	1.9 J	1.8 J	1.8 J	0.91 J	0.65 J	2.0	2.3	1.5 J	1.5 J	3.3	1.9 J	3.2	1.6 J	2.2	2.7	2.5	1.3 J	< 2.0	< 2.0	< 2.0	< 2.0	< 2.0	< 2.0	< 2.0
Volatile Organic Compounds (VOCs)																										
1,1-Dichloroethene	µg/L	7.0	NA	< 1.0	< 1.0	< 1.0	< 1.0	< 1.0	< 1.0	< 1.0	< 1.0	< 1.0	< 1.0	< 1.0	< 1.0	< 1.0	< 1.0	< 1.0	< 1.0 J	NA	< 1.0	< 1.0	< 1.0	< 1.0 J	< 1.0	< 1.0
cis-1,2-Dichloroethene	µg/L	70	NA	< 1.0	< 1.0	< 1.0	< 1.0	< 1.0	< 1.0	< 1.0	< 1.0	< 1.0	< 1.0	< 1.0	< 1.0	< 1.0	< 1.0	< 1.0	< 1.0	NA	< 1.0	< 1.0	< 1.0	< 1.0 J	< 1.0	< 1.0
Tetrachloroethene	µg/L	5.0	NA	< 1.0	< 1.0	< 1.0	< 1.0	< 1.0	< 1.0	< 1.0	< 1.0	< 1.0	< 1.0	< 1.0	< 1.0	< 1.0	< 1.0	< 1.0	< 1.0	NA	< 1.0	< 1.0	< 1.0	< 1.0 J	< 1.0	< 1.0
trans-1,2-Dichloroethene	µg/L	100	NA	< 1.0	< 1.0	< 1.0	< 1.0	< 1.0	< 1.0	< 1.0	< 1.0	< 1.0	< 1.0	< 1.0	< 1.0	< 1.0	< 1.0	< 1.0	< 1.0	NA	< 1.0	< 1.0	< 1.0	< 1.0 J	< 1.0	< 1.0
Trichloroethene	µg/L	1.0**	< 1.0	< 1.0	< 1.0	< 1.0	< 1.0	< 1.0	< 1.0	< 1.0	< 1.0	< 1.0	< 1.0	< 1.0	< 1.0	< 1.0	< 1.0	< 1.0	< 1.0	< 1.0	< 1.0	< 1.0	< 1.0	< 1.0 J	< 1.0	< 1.0
Vinyl chloride	µg/L	1.0**	**6.4**	**3.7**	**4.9 J**	**1.9**	**2.4**	**1.8**	**1.7**	**1.6**	**1.7**	**1.6**	**2.2**	1.0	**1.3**	**2.2**	**2.2 J**	**1.1**	**1.9**	0.45 J	< 1.0	< 1.0	< 1.0	< 1.0 J	< 1.0	< 1.0
Metals																										
Iron, Dissolved	µg/L	300	NA	NA	NA	NA	NA	NA	NA	NA	NA	NA	NA	NA	NA	NA	NA	NA	NA	< 100	NA	**330**	NA	NA	NA	NA
Iron, Total	µg/L	300	NA	NA	NA	NA	NA	NA	NA	NA	NA	NA	NA	NA	NA	NA	NA	NA	NA	210	NA	**350**	NA	NA	NA	NA
Manganese, Dissolved	µg/L	50	NA	NA	NA	NA	NA	NA	NA	NA	NA	NA	NA	NA	NA	NA	NA	NA	NA	**63**	NA	42	NA	NA	NA	NA
Manganese, Total	µg/L	50	NA	NA	NA	NA	NA	NA	NA	NA	NA	NA	NA	NA	NA	NA	NA	NA	NA	**70**	NA	42	NA	NA	NA	NA
Anions																										
Nitrate-N	mg/L	10	NA	NA	NA	NA	NA	NA	NA	NA	NA	NA	NA	NA	NA	NA	NA	NA	NA	**21 J**	NA	8.0 J	NA	NA	NA	NA
Sulfate	mg/L	250	NA	NA	NA	NA	NA	NA	NA	NA	NA	NA	NA	NA	NA	NA	NA	NA	NA	89	NA	110	NA	NA	NA	NA
Total Organic Carbon (TOC)																										
Carbon, Dissolved	mg/L	NS	NA	NA	NA	NA	NA	NA	NA	NA	NA	NA	NA	NA	NA	NA	NA	NA	NA	4.6	NA	13	NA	NA	NA	NA
Total Organic Carbon	mg/L	NS	NA	NA	NA	NA	NA	NA	NA	NA	NA	NA	NA	NA	NA	NA	NA	NA	NA	3.6	NA	13	NA	NA	NA	NA
Gases																										
Ethane	µg/L	NS	NA	NA	NA	NA	NA	NA	NA	NA	NA	NA	NA	NA	NA	NA	NA	NA	NA	NA	NA	0.95 J	NA	NA	NA	NA
Ethene	µg/L	NS	NA	NA	NA	NA	NA	NA	NA	NA	NA	NA	NA	NA	NA	NA	NA	NA	NA	NA	NA	< 1.0	NA	NA	NA	NA
Methane	µg/L	NS	NA	NA	NA	NA	NA	NA	NA	NA	NA	NA	NA	NA	NA	NA	NA	NA	NA	NA	NA	3,200	NA	NA	NA	NA

See Notes on Last Page.

Table 4
Off-Site Groundwater Analytical Results
Ford Livonia Transmission Plant
36200 Plymouth Road
Livonia, Michigan

Location:			MW-75SR											MW-76																
Screen Interval (ft. bgs):		Residential Drinking Water Criteria	2.5-12.5											15-20																
Sample Date:	Unit		12/18/2018	3/7/2019	5/9/2019	9/18/2019	11/26/2019	2/4/2020	5/20/2020	8/11/2020	11/13/2020	2/10/2021	5/19/2021	5/23/2017	7/26/2017	11/8/2017	2/6/2018	5/10/2018	8/9/2018	10/22/2018	3/1/2019	5/17/2019	9/17/2019	11/20/2019	2/3/2020	5/19/2020	8/10/2020	11/12/2020	2/12/2021	5/13/2021
Semi-volatile Organic Compounds (SVOCs)																														
1,4-Dioxane	µg/L	7.2*	< 2.0	< 2.0	< 2.0	< 2.0	< 2.0	< 2.0	< 2.0	< 2.0	< 2.0	< 2.0	< 2.0	< 2.0	< 2.0	< 2.0	< 2.0	< 2.0	< 2.0	1.0 J	< 2.0	< 2.0	< 2.0	< 2.0	< 2.0	< 2.0	< 2.0	< 2.0	< 2.0	< 2.0
Volatile Organic Compounds (VOCs)																														
1,1-Dichloroethene	µg/L	7.0	< 1.0	< 1.0	< 1.0	< 1.0	< 1.0	< 1.0	< 1.0	< 1.0	< 1.0	< 1.0	< 1.0	NA	< 1.0	< 1.0	< 1.0	< 1.0	< 1.0	< 1.0	< 1.0	< 1.0	< 1.0	< 1.0	< 1.0	< 1.0	< 1.0	< 1.0	< 1.0	< 1.0
cis-1,2-Dichloroethene	µg/L	70	< 1.0	< 1.0	< 1.0	< 1.0	< 1.0	< 1.0	< 1.0	< 1.0	< 1.0	< 1.0	< 1.0	NA	3.9	4.0	2.2	2.6	2.2	1.8	1.3	1.2	1.4	1.4	1.2	0.36 J	1.0	0.93 J	0.52 J	0.52 J
Tetrachloroethene	µg/L	5.0	< 1.0	< 1.0	< 1.0	< 1.0	< 1.0	< 1.0	< 1.0	< 1.0	< 1.0	< 1.0	< 1.0	NA	< 1.0	< 1.0	< 1.0	< 1.0	< 1.0	< 1.0	< 1.0 J	< 1.0	< 1.0	< 1.0	< 1.0	< 1.0	< 1.0	< 1.0	< 1.0	< 1.0
trans-1,2-Dichloroethene	µg/L	100	< 1.0	< 1.0	< 1.0	< 1.0	< 1.0	< 1.0	< 1.0	< 1.0	< 1.0	< 1.0	< 1.0	NA	0.54 J	0.49 J	< 1.0	0.35 J	0.35 J	0.25 J	0.22 J	< 1.0	< 1.0	0.26 J	0.24 J	< 1.0	< 1.0	< 1.0	< 1.0	< 1.0
Trichloroethene	µg/L	1.0**	< 1.0	< 1.0	< 1.0	< 1.0	< 1.0	< 1.0	< 1.0	< 1.0	< 1.0	< 1.0	< 1.0	< 1.0	< 1.0	< 1.0	< 1.0	< 1.0	< 1.0	< 1.0	< 1.0	< 1.0	< 1.0	< 1.0	< 1.0	< 1.0	< 1.0	< 1.0	< 1.0	< 1.0
Vinyl chloride	µg/L	1.0**	< 1.0	< 1.0	< 1.0	0.51 J	0.33 J	< 1.0	0.59 J	< 1.0	**1.1**	0.36 J	0.64 J	< 1.0	< 1.0	< 1.0	< 1.0	< 1.0	< 1.0	< 1.0	< 1.0	< 1.0	< 1.0	< 1.0	< 1.0	< 1.0	< 1.0	< 1.0	< 1.0	< 1.0
Metals																														
Iron, Dissolved	µg/L	300	NA	NA	NA	NA	NA	NA	NA	NA	NA	NA	NA	**340**	NA	270	NA	NA	NA	NA	NA	NA	NA	NA	NA	NA	NA	NA	NA	NA
Iron, Total	µg/L	300	NA	NA	NA	NA	NA	NA	NA	NA	NA	NA	NA	**480**	NA	280	NA	NA	NA	NA	NA	NA	NA	NA	NA	NA	NA	NA	NA	NA
Manganese, Dissolved	µg/L	50	NA	NA	NA	NA	NA	NA	NA	NA	NA	NA	NA	**760**	NA	**760**	NA	NA	NA	NA	NA	NA	NA	NA	NA	NA	NA	NA	NA	NA
Manganese, Total	µg/L	50	NA	NA	NA	NA	NA	NA	NA	NA	NA	NA	NA	**800**	NA	**770**	NA	NA	NA	NA	NA	NA	NA	NA	NA	NA	NA	NA	NA	NA
Anions																														
Nitrate-N	mg/L	10	NA	NA	NA	NA	NA	NA	NA	NA	NA	NA	NA	1.2 J	NA	3.3 J	NA	NA	NA	NA	NA	NA	NA	NA	NA	NA	NA	NA	NA	NA
Sulfate	mg/L	250	NA	NA	NA	NA	NA	NA	NA	NA	NA	NA	NA	120	NA	160	NA	NA	NA	NA	NA	NA	NA	NA	NA	NA	NA	NA	NA	NA
Total Organic Carbon (TOC)																														
Carbon, Dissolved	mg/L	NS	NA	NA	NA	NA	NA	NA	NA	NA	NA	NA	NA	1.1	NA	4.1	NA	NA	NA	NA	NA	NA	NA	NA	NA	NA	NA	NA	NA	NA
Total Organic Carbon	mg/L	NS	NA	NA	NA	NA	NA	NA	NA	NA	NA	NA	NA	0.90 J	NA	1.3	NA	NA	NA	NA	NA	NA	NA	NA	NA	NA	NA	NA	NA	NA
Gases																														
Ethane	µg/L	NS	NA	NA	NA	NA	NA	NA	NA	NA	NA	NA	NA	NA	NA	< 1.0	NA	NA	NA	NA	NA	NA	NA	NA	NA	NA	NA	NA	NA	NA
Ethene	µg/L	NS	NA	NA	NA	NA	NA	NA	NA	NA	NA	NA	NA	NA	NA	< 1.0	NA	NA	NA	NA	NA	NA	NA	NA	NA	NA	NA	NA	NA	NA
Methane	µg/L	NS	NA	NA	NA	NA	NA	NA	NA	NA	NA	NA	NA	NA	NA	1.5	NA	NA	NA	NA	NA	NA	NA	NA	NA	NA	NA	NA	NA	NA

See Notes on Last Page.

Table 4
Off-Site Groundwater Analytical Results
Ford Livonia Transmission Plant
36200 Plymouth Road
Livonia, Michigan

Location: / Screen Interval (ft. bgs): / Sample Date:	Unit	Residential Drinking Water Criteria	MW-76S 4.5-14.5											MW-77 9-14															
			12/21/2018	3/1/2019	5/8/2019	9/17/2019	11/5/2019	2/3/2020	5/19/2020	8/10/2020	11/12/2020	2/12/2021	5/13/2021	5/25/2017	7/26/2017	11/10/2017	2/8/2018	5/11/2018	8/6/2018	10/23/2018	3/4/2019	5/16/2019	9/17/2019	11/22/2019	2/13/2020	8/6/2020	11/19/2020	2/11/2021	5/19/2021
Semi-volatile Organic Compounds (SVOCs)																													
1,4-Dioxane	µg/L	7.2*	< 2.0	< 2.0	< 2.0	< 2.0	< 2.0	< 2.0	< 2.0	< 2.0	< 2.0	< 2.0	< 2.0	NA	0.32 J	< 2.0	< 2.0	0.27 J	< 2.0	< 2.0	< 2.0	< 2.0	< 2.0	< 2.0	< 2.0	1.1 J	< 2.0	< 2.0	< 2.0	< 2.0
Volatile Organic Compounds (VOCs)																													
1,1-Dichloroethene	µg/L	7.0	< 1.0	< 1.0	< 1.0	< 1.0	< 1.0	< 1.0	< 1.0	< 1.0	< 1.0	< 1.0	< 1.0	NA	< 1.0	< 1.0	< 1.0	< 1.0	< 1.0	< 1.0	< 1.0	< 1.0	< 1.0	< 1.0	< 1.0	< 1.0	< 1.0	< 1.0	< 1.0	< 1.0
cis-1,2-Dichloroethene	µg/L	70	< 1.0	< 1.0	< 1.0	< 1.0	< 1.0	< 1.0	< 1.0	< 1.0	< 1.0	< 1.0	< 1.0	NA	0.67 J	0.73 J	0.66 J	0.54 J	0.61 J	0.74 J	< 1.0 UB	0.39 J	0.66 J	0.72 J	0.49 J	0.74 J	0.93 J	0.56 J	0.48 J
Tetrachloroethene	µg/L	5.0	< 1.0	< 1.0 J	< 1.0	< 1.0	< 1.0	< 1.0	< 1.0	< 1.0	< 1.0	< 1.0	< 1.0	NA	< 1.0	< 1.0	< 1.0	< 1.0	< 1.0	< 1.0	< 1.0 J	< 1.0	< 1.0	< 1.0	< 1.0	< 1.0	< 1.0	< 1.0	< 1.0
trans-1,2-Dichloroethene	µg/L	100	< 1.0	< 1.0	< 1.0	< 1.0	< 1.0	< 1.0	< 1.0	< 1.0	< 1.0	< 1.0	< 1.0	NA	< 1.0	< 1.0	< 1.0	< 1.0	< 1.0	< 1.0	< 1.0	< 1.0	< 1.0	< 1.0	< 1.0	< 1.0	< 1.0	< 1.0	< 1.0
Trichloroethene	µg/L	1.0**	< 1.0	< 1.0	< 1.0	< 1.0	< 1.0	< 1.0	< 1.0	< 1.0	< 1.0	< 1.0	< 1.0	0.87 J	< 1.0	< 1.0	< 1.0	< 1.0	< 1.0	< 1.0	< 1.0 UB	< 1.0	< 1.0	< 1.0	< 1.0	< 1.0	< 1.0	< 1.0	< 1.0
Vinyl chloride	µg/L	1.0**	< 1.0	< 1.0	< 1.0	< 1.0	< 1.0	< 1.0	< 1.0	< 1.0	< 1.0	< 1.0	< 1.0	0.51 J	0.45 J	< 1.0	< 1.0	< 1.0	0.24 J	< 1.0	0.48 J	0.24 J	0.35 J	< 1.0	0.33 J	< 1.0	< 1.0	< 1.0	< 1.0
Metals																													
Iron, Dissolved	µg/L	300	NA	NA	NA	NA	NA	NA	NA	NA	NA	NA	NA	NA	NA	NA	NA	NA	NA	NA	NA	NA	NA	NA	NA	NA	NA	NA	NA
Iron, Total	µg/L	300	NA	NA	NA	NA	NA	NA	NA	NA	NA	NA	NA	NA	NA	NA	NA	NA	NA	NA	NA	NA	NA	NA	NA	NA	NA	NA	NA
Manganese, Dissolved	µg/L	50	NA	NA	NA	NA	NA	NA	NA	NA	NA	NA	NA	NA	NA	NA	NA	NA	NA	NA	NA	NA	NA	NA	NA	NA	NA	NA	NA
Manganese, Total	µg/L	50	NA	NA	NA	NA	NA	NA	NA	NA	NA	NA	NA	NA	NA	NA	NA	NA	NA	NA	NA	NA	NA	NA	NA	NA	NA	NA	NA
Anions																													
Nitrate-N	mg/L	10	NA	NA	NA	NA	NA	NA	NA	NA	NA	NA	NA	NA	NA	NA	NA	NA	NA	NA	NA	NA	NA	NA	NA	NA	NA	NA	NA
Sulfate	mg/L	250	NA	NA	NA	NA	NA	NA	NA	NA	NA	NA	NA	NA	NA	NA	NA	NA	NA	NA	NA	NA	NA	NA	NA	NA	NA	NA	NA
Total Organic Carbon (TOC)																													
Carbon, Dissolved	mg/L	NS	NA	NA	NA	NA	NA	NA	NA	NA	NA	NA	NA	NA	NA	NA	NA	NA	NA	NA	NA	NA	NA	NA	NA	NA	NA	NA	NA
Total Organic Carbon	mg/L	NS	NA	NA	NA	NA	NA	NA	NA	NA	NA	NA	NA	NA	NA	NA	NA	NA	NA	NA	NA	NA	NA	NA	NA	NA	NA	NA	NA
Gases																													
Ethane	µg/L	NS	NA	NA	NA	NA	NA	NA	NA	NA	NA	NA	NA	NA	NA	NA	NA	NA	NA	NA	NA	NA	NA	NA	NA	NA	NA	NA	NA
Ethene	µg/L	NS	NA	NA	NA	NA	NA	NA	NA	NA	NA	NA	NA	NA	NA	NA	NA	NA	NA	NA	NA	NA	NA	NA	NA	NA	NA	NA	NA
Methane	µg/L	NS	NA	NA	NA	NA	NA	NA	NA	NA	NA	NA	NA	NA	NA	NA	NA	NA	NA	NA	NA	NA	NA	NA	NA	NA	NA	NA	NA

See Notes on Last Page.

Table 4
Off-Site Groundwater Analytical Results
Ford Livonia Transmission Plant
36200 Plymouth Road
Livonia, Michigan

Location: / Screen Interval (ft. bgs): / Sample Date:	Unit	Residential Drinking Water Criteria	MW-77S 2.5-12.5										MW-78 7-12															
			12/27/2018	3/4/2019	5/16/2019	9/17/2019	11/22/2019	2/13/2020	8/6/2020	11/19/2020	2/11/2021	5/19/2021	5/25/2017	7/25/2017	11/9/2017	2/8/2018	5/8/2018	8/6/2018	10/22/2018	2/26/2019	5/13/2019	9/19/2019	11/14/2019	2/12/2020	5/19/2020	8/5/2020	11/11/2020	2/24/2021	5/20/2021
Semi-volatile Organic Compounds (SVOCs)																												
1,4-Dioxane	µg/L	7.2*	< 2.0	< 2.0	< 2.0	< 2.0	< 2.0	< 2.0	< 2.0	< 2.0	< 2.0	< 2.0	NA	< 2.0	< 2.0	< 2.0	< 2.0	< 2.0	0.90 J	< 2.0	< 2.0	< 2.0	< 2.0	< 2.0	< 2.0	< 2.0	< 2.0	< 2.0
Volatile Organic Compounds (VOCs)																												
1,1-Dichloroethene	µg/L	7.0	< 1.0	< 1.0	< 1.0	< 1.0	< 1.0	< 1.0	< 1.0	< 1.0	< 1.0	< 1.0	NA	< 1.0	< 1.0	< 1.0	< 1.0	< 1.0	< 1.0	< 1.0	< 1.0	< 1.0	< 1.0	< 1.0	< 1.0	< 1.0	< 1.0	< 1.0
cis-1,2-Dichloroethene	µg/L	70	< 1.0	< 1.0 UB	< 1.0	< 1.0	< 1.0	< 1.0	< 1.0	0.19 J	< 1.0	< 1.0	NA	< 1.0	< 1.0	< 1.0	< 1.0	0.28 J	0.26 J	0.22 J	0.19 J	0.22 J	0.41 J	< 1.0	< 1.0	< 1.0	0.23 J	0.21 J	< 1.0
Tetrachloroethene	µg/L	5.0	< 1.0	< 1.0 J	< 1.0	< 1.0	< 1.0	< 1.0	< 1.0	< 1.0	< 1.0	< 1.0	NA	< 1.0	< 1.0	< 1.0	< 1.0	< 1.0	< 1.0	< 1.0	< 1.0	< 1.0	< 1.0	< 1.0	< 1.0	< 1.0	< 1.0	< 1.0	< 1.0
trans-1,2-Dichloroethene	µg/L	100	< 1.0	< 1.0	< 1.0	< 1.0	< 1.0	< 1.0	< 1.0	< 1.0	< 1.0	< 1.0	NA	< 1.0	< 1.0	< 1.0	< 1.0	< 1.0	< 1.0	< 1.0	< 1.0	< 1.0	< 1.0	< 1.0	< 1.0	< 1.0	< 1.0	< 1.0	< 1.0
Trichloroethene	µg/L	1.0**	< 1.0	< 1.0 UB	< 1.0	< 1.0	< 1.0	< 1.0	< 1.0	< 1.0	< 1.0	< 1.0	< 1.0	< 1.0	< 1.0	< 1.0	< 1.0	< 1.0	< 1.0	< 1.0	< 1.0	< 1.0	< 1.0	< 1.0	< 1.0	< 1.0	< 1.0	< 1.0	< 1.0
Vinyl chloride	µg/L	1.0**	< 1.0	0.20 J	< 1.0	< 1.0	< 1.0	< 1.0	< 1.0	< 1.0	< 1.0	< 1.0	< 1.0	< 1.0	< 1.0	< 1.0	< 1.0	< 1.0	< 1.0	< 1.0	< 1.0	< 1.0	< 1.0	< 1.0	< 1.0	< 1.0	< 1.0	< 1.0	< 1.0
Metals																												
Iron, Dissolved	µg/L	300	NA	NA	NA	NA	NA	NA	NA	NA	NA	NA	NA	NA	NA	NA	NA	NA	NA	NA	NA	NA	NA	NA	NA	NA	NA	NA	NA
Iron, Total	µg/L	300	NA	NA	NA	NA	NA	NA	NA	NA	NA	NA	NA	NA	NA	NA	NA	NA	NA	NA	NA	NA	NA	NA	NA	NA	NA	NA	NA
Manganese, Dissolved	µg/L	50	NA	NA	NA	NA	NA	NA	NA	NA	NA	NA	NA	NA	NA	NA	NA	NA	NA	NA	NA	NA	NA	NA	NA	NA	NA	NA	NA
Manganese, Total	µg/L	50	NA	NA	NA	NA	NA	NA	NA	NA	NA	NA	NA	NA	NA	NA	NA	NA	NA	NA	NA	NA	NA	NA	NA	NA	NA	NA	NA
Anions																												
Nitrate-N	mg/L	10	NA	NA	NA	NA	NA	NA	NA	NA	NA	NA	NA	NA	NA	NA	NA	NA	NA	NA	NA	NA	NA	NA	NA	NA	NA	NA	NA
Sulfate	mg/L	250	NA	NA	NA	NA	NA	NA	NA	NA	NA	NA	NA	NA	NA	NA	NA	NA	NA	NA	NA	NA	NA	NA	NA	NA	NA	NA	NA
Total Organic Carbon (TOC)																												
Carbon, Dissolved	mg/L	NS	NA	NA	NA	NA	NA	NA	NA	NA	NA	NA	NA	NA	NA	NA	NA	NA	NA	NA	NA	NA	NA	NA	NA	NA	NA	NA	NA
Total Organic Carbon	mg/L	NS	NA	NA	NA	NA	NA	NA	NA	NA	NA	NA	NA	NA	NA	NA	NA	NA	NA	NA	NA	NA	NA	NA	NA	NA	NA	NA	NA
Gases																												
Ethane	µg/L	NS	NA	NA	NA	NA	NA	NA	NA	NA	NA	NA	NA	NA	NA	NA	NA	NA	NA	NA	NA	NA	NA	NA	NA	NA	NA	NA	NA
Ethene	µg/L	NS	NA	NA	NA	NA	NA	NA	NA	NA	NA	NA	NA	NA	NA	NA	NA	NA	NA	NA	NA	NA	NA	NA	NA	NA	NA	NA	NA
Methane	µg/L	NS	NA	NA	NA	NA	NA	NA	NA	NA	NA	NA	NA	NA	NA	NA	NA	NA	NA	NA	NA	NA	NA	NA	NA	NA	NA	NA	NA

See Notes on Last Page.

Table 4
Off-Site Groundwater Analytical Results
Ford Livonia Transmission Plant
36200 Plymouth Road
Livonia, Michigan

Location:		Residential Drinking Water Criteria	MW-78S 2.5-12.5											MW-79D 10-15																
Screen Interval (ft. bgs):																														
Sample Date:	Unit		12/19/2018	2/26/2019	5/13/2019	9/19/2019	11/14/2019	2/12/2020	5/19/2020	8/5/2020	11/11/2020	2/18/2021	5/20/2021	5/24/2017	7/25/2017	11/9/2017	2/8/2018	5/8/2018	8/6/2018	10/24/2018	3/7/2019	5/15/2019	9/19/2019	11/12/2019	2/11/2020	5/20/2020	8/6/2020	11/11/2020	2/12/2021	5/17/2021
Semi-volatile Organic Compounds (SVOCs)																														
1,4-Dioxane	µg/L	7.2*	< 2.0	< 2.0	< 2.0	< 2.0	< 2.0	< 2.0	< 2.0	< 2.0	< 2.0	< 2.0	< 2.0	NA	< 2.0	< 2.0	< 2.0	0.49 J	0.87 J	0.95 J	< 2.0	0.99 J	< 2.0	0.35 J	< 2.0	< 2.0	1.3 J	< 2.0	< 2.0	< 2.0
Volatile Organic Compounds (VOCs)																														
1,1-Dichloroethene	µg/L	7.0	< 1.0	< 1.0	< 1.0	< 1.0	< 1.0	< 1.0	< 1.0	< 1.0	< 1.0	< 1.0	< 1.0	NA	< 1.0	< 1.0	< 1.0	< 1.0	< 1.0	< 1.0	< 1.0	< 1.0	< 1.0	< 1.0	< 1.0	< 1.0	< 1.0	< 1.0	< 1.0	< 1.0
cis-1,2-Dichloroethene	µg/L	70	< 1.0	< 1.0	< 1.0	< 1.0	< 1.0	< 1.0	< 1.0	< 1.0	0.16 J	< 1.0	< 1.0	NA	< 1.0	< 1.0	< 1.0	< 1.0	< 1.0	< 1.0	< 1.0	< 1.0	< 1.0	< 1.0	< 1.0	< 1.0	< 1.0	< 1.0	< 1.0	< 1.0
Tetrachloroethene	µg/L	5.0	< 1.0	< 1.0	< 1.0	< 1.0	< 1.0	< 1.0	< 1.0	< 1.0	< 1.0	< 1.0	< 1.0	NA	< 1.0	< 1.0	< 1.0	< 1.0	< 1.0	< 1.0	< 1.0	< 1.0	< 1.0	< 1.0	< 1.0	< 1.0	< 1.0	< 1.0	< 1.0	< 1.0
trans-1,2-Dichloroethene	µg/L	100	< 1.0	< 1.0	< 1.0	< 1.0	< 1.0	< 1.0	< 1.0	< 1.0	< 1.0	< 1.0	< 1.0	NA	< 1.0	< 1.0	< 1.0	< 1.0	< 1.0	< 1.0	< 1.0	< 1.0	< 1.0	< 1.0	< 1.0	< 1.0	< 1.0	< 1.0	< 1.0	< 1.0
Trichloroethene	µg/L	1.0**	< 1.0	< 1.0	< 1.0	< 1.0	< 1.0	< 1.0	< 1.0	< 1.0	< 1.0	< 1.0	< 1.0	< 1.0	< 1.0	< 1.0	< 1.0	< 1.0	< 1.0	< 1.0	< 1.0	< 1.0	< 1.0	< 1.0	< 1.0	< 1.0	< 1.0	0.11 J	< 1.0	< 1.0
Vinyl chloride	µg/L	1.0**	< 1.0	< 1.0	< 1.0	< 1.0	< 1.0	< 1.0	< 1.0	< 1.0	< 1.0	< 1.0	< 1.0	**3.2**	**4.1**	**3.6**	**1.9**	**3.5**	**2.8**	**1.3**	**1.6 J**	**2.6**	**1.5**	**2.6**	**2.1**	**1.8**	**1.4**	**1.3**	**1.4**	**2.0**
Metals																														
Iron, Dissolved	µg/L	300	NA	NA	NA	NA	NA	NA	NA	NA	NA	NA	NA	NA	NA	NA	NA	NA	NA	NA	NA	NA	NA	NA	NA	NA	NA	NA	NA	NA
Iron, Total	µg/L	300	NA	NA	NA	NA	NA	NA	NA	NA	NA	NA	NA	NA	NA	NA	NA	NA	NA	NA	NA	NA	NA	NA	NA	NA	NA	NA	NA	NA
Manganese, Dissolved	µg/L	50	NA	NA	NA	NA	NA	NA	NA	NA	NA	NA	NA	NA	NA	NA	NA	NA	NA	NA	NA	NA	NA	NA	NA	NA	NA	NA	NA	NA
Manganese, Total	µg/L	50	NA	NA	NA	NA	NA	NA	NA	NA	NA	NA	NA	NA	NA	NA	NA	NA	NA	NA	NA	NA	NA	NA	NA	NA	NA	NA	NA	NA
Anions																														
Nitrate-N	mg/L	10	NA	NA	NA	NA	NA	NA	NA	NA	NA	NA	NA	NA	NA	NA	NA	NA	NA	NA	NA	NA	NA	NA	NA	NA	NA	NA	NA	NA
Sulfate	mg/L	250	NA	NA	NA	NA	NA	NA	NA	NA	NA	NA	NA	NA	NA	NA	NA	NA	NA	NA	NA	NA	NA	NA	NA	NA	NA	NA	NA	NA
Total Organic Carbon (TOC)																														
Carbon, Dissolved	mg/L	NS	NA	NA	NA	NA	NA	NA	NA	NA	NA	NA	NA	NA	NA	NA	NA	NA	NA	NA	NA	NA	NA	NA	NA	NA	NA	NA	NA	NA
Total Organic Carbon	mg/L	NS	NA	NA	NA	NA	NA	NA	NA	NA	NA	NA	NA	NA	NA	NA	NA	NA	NA	NA	NA	NA	NA	NA	NA	NA	NA	NA	NA	NA
Gases																														
Ethane	µg/L	NS	NA	NA	NA	NA	NA	NA	NA	NA	NA	NA	NA	NA	NA	NA	NA	NA	NA	NA	NA	NA	NA	NA	NA	NA	NA	NA	NA	NA
Ethene	µg/L	NS	NA	NA	NA	NA	NA	NA	NA	NA	NA	NA	NA	NA	NA	NA	NA	NA	NA	NA	NA	NA	NA	NA	NA	NA	NA	NA	NA	NA
Methane	µg/L	NS	NA	NA	NA	NA	NA	NA	NA	NA	NA	NA	NA	NA	NA	NA	NA	NA	NA	NA	NA	NA	NA	NA	NA	NA	NA	NA	NA	NA

See Notes on Last Page.

Table 4
Off-Site Groundwater Analytical Results
Ford Livonia Transmission Plant
36200 Plymouth Road
Livonia, Michigan

Location: / Screen Interval (ft. bgs): / Sample Date:	Unit	Residential Drinking Water Criteria	MW-79S 5-10							MW-79SR 2.5-12.5											MW-80S 7-12						
			5/24/2017	7/25/2017	11/9/2017	2/8/2018	5/8/2018	8/6/2018	10/30/2018	12/19/2018	3/1/2019	5/15/2019	9/18/2019	11/13/2019	2/11/2020	5/20/2020	8/6/2020	11/11/2020	2/12/2021	5/17/2021	5/24/2017	7/25/2017	11/8/2017	2/8/2018	5/8/2018	8/6/2018	10/22/2018
Semi-volatile Organic Compounds (SVOCs)																											
1,4-Dioxane	µg/L	7.2*	NA	< 2.0	< 2.0	< 2.0	< 2.0	< 2.0	< 2.0	< 2.0	< 2.0	< 2.0	< 2.0	< 2.0	< 2.0	< 2.0	< 2.0	< 2.0	< 2.0	< 2.0	NA	0.52 J	0.55 J	0.33 J	0.46 J	< 2.0	1.2 J
Volatile Organic Compounds (VOCs)																											
1,1-Dichloroethene	µg/L	7.0	NA	< 1.0	< 1.0	< 1.0	< 1.0	< 1.0	< 1.0	< 1.0	< 1.0	< 1.0	< 1.0	< 1.0	< 1.0	< 1.0	< 1.0	< 1.0	< 1.0	< 1.0	NA	< 1.0	< 1.0	< 1.0	< 1.0	< 1.0	< 1.0
cis-1,2-Dichloroethene	µg/L	70	NA	< 1.0	< 1.0	< 1.0	< 1.0	< 1.0	< 1.0	< 1.0	< 1.0	< 1.0	< 1.0	< 1.0	< 1.0	< 1.0	< 1.0	< 1.0	< 1.0	< 1.0	NA	< 1.0	< 1.0	< 1.0	< 1.0	< 1.0	< 1.0
Tetrachloroethene	µg/L	5.0	NA	< 1.0	< 1.0	< 1.0	< 1.0	< 1.0	< 1.0	< 1.0	< 1.0 J	< 1.0	< 1.0	< 1.0	< 1.0	< 1.0	< 1.0	< 1.0	< 1.0	< 1.0	NA	< 1.0	< 1.0	< 1.0	< 1.0	< 1.0	< 1.0
trans-1,2-Dichloroethene	µg/L	100	NA	< 1.0	< 1.0	< 1.0	< 1.0	< 1.0	< 1.0	< 1.0	< 1.0	< 1.0	< 1.0	< 1.0	< 1.0	< 1.0	< 1.0	< 1.0	< 1.0	< 1.0	NA	< 1.0	< 1.0	< 1.0	< 1.0	< 1.0	< 1.0
Trichloroethene	µg/L	1.0**	< 1.0	< 1.0	< 1.0	< 1.0	< 1.0	< 1.0	< 1.0	< 1.0	< 1.0	< 1.0	< 1.0	< 1.0	< 1.0	< 1.0	< 1.0	< 1.0	< 1.0	< 1.0	< 1.0	< 1.0	< 1.0	< 1.0	< 1.0	< 1.0	< 1.0
Vinyl chloride	µg/L	1.0**	< 1.0	< 1.0	< 1.0	< 1.0	< 1.0	< 1.0	< 1.0	0.56 J	0.53 J	0.36 J	0.40 J	0.30 J	0.23 J	< 1.0	< 1.0	0.44 J	0.83 J	0.86 J	**4.6**	**7.1**	**7.6**	**2.9**	**6.3**	**6.2**	**4.1**
Metals																											
Iron, Dissolved	µg/L	300	**990**	NA	**2,500**	NA	NA	NA	NA	NA	NA	NA	NA	NA	NA	NA	NA	NA	NA	NA	**600**	NA	**3,600**	NA	NA	NA	NA
Iron, Total	µg/L	300	**1,100**	NA	**2,900**	NA	NA	NA	NA	NA	NA	NA	NA	NA	NA	NA	NA	NA	NA	NA	**530**	NA	**3,600**	NA	NA	NA	NA
Manganese, Dissolved	µg/L	50	**110**	NA	**200**	NA	NA	NA	NA	NA	NA	NA	NA	NA	NA	NA	NA	NA	NA	NA	**200**	NA	**230**	NA	NA	NA	NA
Manganese, Total	µg/L	50	**120**	NA	**200**	NA	NA	NA	NA	NA	NA	NA	NA	NA	NA	NA	NA	NA	NA	NA	**190**	NA	**230**	NA	NA	NA	NA
Anions																											
Nitrate-N	mg/L	10	0.063 J	NA	< 0.10	NA	NA	NA	NA	NA	NA	NA	NA	NA	NA	NA	NA	NA	NA	NA	< 0.10	NA	< 0.10	NA	NA	NA	NA
Sulfate	mg/L	250	41	NA	69	NA	NA	NA	NA	NA	NA	NA	NA	NA	NA	NA	NA	NA	NA	NA	97	NA	110	NA	NA	NA	NA
Total Organic Carbon (TOC)																											
Carbon, Dissolved	mg/L	NS	4.1	NA	4.9	NA	NA	NA	NA	NA	NA	NA	NA	NA	NA	NA	NA	NA	NA	NA	5.6	NA	5.7	NA	NA	NA	NA
Total Organic Carbon	mg/L	NS	3.1	NA	4.4	NA	NA	NA	NA	NA	NA	NA	NA	NA	NA	NA	NA	NA	NA	NA	4.5	NA	5.2	NA	NA	NA	NA
Gases																											
Ethane	µg/L	NS	NA	NA	< 1.0	NA	NA	NA	NA	NA	NA	NA	NA	NA	NA	NA	NA	NA	NA	NA	NA	NA	< 1.0	NA	NA	NA	NA
Ethene	µg/L	NS	NA	NA	< 1.0	NA	NA	NA	NA	NA	NA	NA	NA	NA	NA	NA	NA	NA	NA	NA	NA	NA	< 1.0	NA	NA	NA	NA
Methane	µg/L	NS	NA	NA	6.6	NA	NA	NA	NA	NA	NA	NA	NA	NA	NA	NA	NA	NA	NA	NA	NA	NA	55	NA	NA	NA	NA

See Notes on Last Page.

Table 4
Off-Site Groundwater Analytical Results
Ford Livonia Transmission Plant
36200 Plymouth Road
Livonia, Michigan

Location:		Residential Drinking Water Criteria	MW-80SR 2.5-12.5											MW-81 8-13															
Screen Interval (ft. bgs):																													
Sample Date:	Unit		12/27/2018	3/6/2019	5/10/2019	9/23/2019	11/5/2019	2/4/2020	5/19/2020	8/4/2020	11/6/2020	2/10/2021	5/20/2021	5/26/2017	7/25/2017	11/9/2017	2/6/2018	5/10/2018	8/9/2018	10/23/2018	3/6/2019	5/17/2019	9/19/2019	11/7/2019	2/11/2020	8/18/2020	11/3/2020	2/17/2021	5/11/2021
Semi-volatile Organic Compounds (SVOCs)																													
1,4-Dioxane	µg/L	7.2*	< 2.0	< 2.0	< 2.0	< 2.0	0.84 J	< 2.0	< 2.0	< 2.0	< 2.0	< 2.0	< 2.0	NA	< 2.0	< 2.0	< 2.0	< 2.0	< 2.0	< 2.0	< 2.0	< 2.0	< 2.0	< 2.0	< 2.0	< 2.0	< 2.0	< 2.0	< 2.0	< 2.0
Volatile Organic Compounds (VOCs)																													
1,1-Dichloroethene	µg/L	7.0	< 1.0	< 1.0	< 1.0	< 1.0	< 1.0	< 1.0	< 1.0	< 1.0	< 1.0	< 1.0	< 1.0	NA	< 1.0	< 1.0	< 1.0	< 1.0	< 1.0	< 1.0	< 1.0	< 1.0	< 1.0	< 1.0	< 1.0	< 1.0	< 1.0	< 1.0	< 1.0	< 1.0
cis-1,2-Dichloroethene	µg/L	70	< 1.0	0.18 J	< 1.0	< 1.0	< 1.0	< 1.0	< 1.0	< 1.0	< 1.0	< 1.0	< 1.0	NA	< 1.0	< 1.0	< 1.0	< 1.0	< 1.0	< 1.0	< 1.0	< 1.0	< 1.0	< 1.0	< 1.0	< 1.0	< 1.0	< 1.0	< 1.0	< 1.0
Tetrachloroethene	µg/L	5.0	< 1.0	< 1.0	< 1.0	< 1.0	< 1.0	< 1.0	< 1.0	< 1.0	< 1.0	< 1.0	< 1.0	NA	< 1.0	< 1.0	< 1.0	< 1.0	< 1.0	< 1.0	< 1.0	< 1.0	< 1.0	< 1.0	< 1.0	< 1.0	< 1.0	< 1.0	< 1.0	< 1.0
trans-1,2-Dichloroethene	µg/L	100	< 1.0	< 1.0	< 1.0	< 1.0	< 1.0	< 1.0	< 1.0	< 1.0	< 1.0	< 1.0	< 1.0	NA	< 1.0	< 1.0	< 1.0	< 1.0	< 1.0	< 1.0	< 1.0	< 1.0	< 1.0	< 1.0	< 1.0	< 1.0	< 1.0	< 1.0	< 1.0	< 1.0
Trichloroethene	µg/L	1.0**	< 1.0	< 1.0	< 1.0	< 1.0	< 1.0	< 1.0	< 1.0	< 1.0	< 1.0	< 1.0	< 1.0	< 1.0	< 1.0	< 1.0	< 1.0	< 1.0	< 1.0	< 1.0	< 1.0	< 1.0	< 1.0	< 1.0	< 1.0	< 1.0	< 1.0	< 1.0	< 1.0	< 1.0
Vinyl chloride	µg/L	1.0**	**1.4**	**2.1**	**3.2**	**3.4**	**3.6**	**1.8**	**2.2**	**4.3**	**4.3**	**1.6**	**3.4**	< 1.0	< 1.0	< 1.0	< 1.0	< 1.0	< 1.0	< 1.0	< 1.0 UB	< 1.0	< 1.0	< 1.0	< 1.0	< 1.0	< 1.0	< 1.0	< 1.0	< 1.0
Metals																													
Iron, Dissolved	µg/L	300	NA	NA	NA	NA	NA	NA	NA	NA	NA	NA	NA	NA	NA	NA	NA	NA	NA	NA	NA	NA	NA	NA	NA	NA	NA	NA	NA	NA
Iron, Total	µg/L	300	NA	NA	NA	NA	NA	NA	NA	NA	NA	NA	NA	NA	NA	NA	NA	NA	NA	NA	NA	NA	NA	NA	NA	NA	NA	NA	NA	NA
Manganese, Dissolved	µg/L	50	NA	NA	NA	NA	NA	NA	NA	NA	NA	NA	NA	NA	NA	NA	NA	NA	NA	NA	NA	NA	NA	NA	NA	NA	NA	NA	NA	NA
Manganese, Total	µg/L	50	NA	NA	NA	NA	NA	NA	NA	NA	NA	NA	NA	NA	NA	NA	NA	NA	NA	NA	NA	NA	NA	NA	NA	NA	NA	NA	NA	NA
Anions																													
Nitrate-N	mg/L	10	NA	NA	NA	NA	NA	NA	NA	NA	NA	NA	NA	NA	NA	NA	NA	NA	NA	NA	NA	NA	NA	NA	NA	NA	NA	NA	NA	NA
Sulfate	mg/L	250	NA	NA	NA	NA	NA	NA	NA	NA	NA	NA	NA	NA	NA	NA	NA	NA	NA	NA	NA	NA	NA	NA	NA	NA	NA	NA	NA	NA
Total Organic Carbon (TOC)																													
Carbon, Dissolved	mg/L	NS	NA	NA	NA	NA	NA	NA	NA	NA	NA	NA	NA	NA	NA	NA	NA	NA	NA	NA	NA	NA	NA	NA	NA	NA	NA	NA	NA	NA
Total Organic Carbon	mg/L	NS	NA	NA	NA	NA	NA	NA	NA	NA	NA	NA	NA	NA	NA	NA	NA	NA	NA	NA	NA	NA	NA	NA	NA	NA	NA	NA	NA	NA
Gases																													
Ethane	µg/L	NS	NA	NA	NA	NA	NA	NA	NA	NA	NA	NA	NA	NA	NA	NA	NA	NA	NA	NA	NA	NA	NA	NA	NA	NA	NA	NA	NA	NA
Ethene	µg/L	NS	NA	NA	NA	NA	NA	NA	NA	NA	NA	NA	NA	NA	NA	NA	NA	NA	NA	NA	NA	NA	NA	NA	NA	NA	NA	NA	NA	NA
Methane	µg/L	NS	NA	NA	NA	NA	NA	NA	NA	NA	NA	NA	NA	NA	NA	NA	NA	NA	NA	NA	NA	NA	NA	NA	NA	NA	NA	NA	NA	NA

See Notes on Last Page.

Table 4
Off-Site Groundwater Analytical Results
Ford Livonia Transmission Plant
36200 Plymouth Road
Livonia, Michigan

Location:		Residential	MW-81S										MW-82D															
Screen Interval (ft. bgs):		Drinking	2.5-12.5										18-23															
Sample Date:	Unit	Water Criteria	12/26/2018	3/6/2019	5/17/2019	9/19/2019	11/7/2019	2/11/2020	8/18/2020	11/3/2020	2/17/2021	5/11/2021	5/24/2017	7/25/2017	11/8/2017	2/6/2018	5/10/2018	8/8/2018	10/23/2018	3/6/2019	5/17/2019	9/23/2019	11/7/2019	2/11/2020	8/11/2020	11/3/2020	2/18/2021	5/7/2021
Semi-volatile Organic Compounds (SVOCs)																												
1,4-Dioxane	µg/L	7.2*	< 2.0	< 2.0	< 2.0	< 2.0	< 2.0	< 2.0	< 2.0	< 2.0	< 2.0	< 2.0	NA	< 2.0	< 2.0	< 2.0	< 2.0	< 2.0	< 2.0	< 2.0	< 2.0	< 2.0	< 2.0	< 2.0	< 2.0	< 2.0	< 2.0	< 2.0
Volatile Organic Compounds (VOCs)																												
1,1-Dichloroethene	µg/L	7.0	< 1.0	< 1.0	< 1.0	< 1.0	< 1.0	< 1.0	< 1.0	< 1.0	< 1.0	< 1.0	NA	< 1.0	< 1.0	< 1.0	< 1.0	< 1.0 J	< 1.0	< 1.0	< 1.0	< 1.0	< 1.0	< 1.0	< 1.0	< 1.0	< 1.0	< 1.0
cis-1,2-Dichloroethene	µg/L	70	< 1.0	< 1.0	< 1.0	< 1.0	< 1.0	< 1.0	< 1.0	< 1.0	< 1.0	< 1.0	NA	< 1.0	< 1.0	< 1.0	< 1.0	< 1.0 J	< 1.0	< 1.0	< 1.0	< 1.0	< 1.0	< 1.0	< 1.0	< 1.0	< 1.0	< 1.0
Tetrachloroethene	µg/L	5.0	< 1.0	< 1.0	< 1.0	< 1.0	< 1.0	< 1.0	< 1.0	< 1.0	< 1.0	< 1.0	NA	< 1.0	< 1.0	< 1.0	< 1.0	< 1.0 J	< 1.0	< 1.0	< 1.0	< 1.0	< 1.0	< 1.0	< 1.0	< 1.0	< 1.0	< 1.0
trans-1,2-Dichloroethene	µg/L	100	< 1.0	< 1.0	< 1.0	< 1.0	< 1.0	< 1.0	< 1.0	< 1.0	< 1.0	< 1.0	NA	< 1.0	< 1.0	< 1.0	< 1.0	< 1.0 J	< 1.0	< 1.0	< 1.0	< 1.0	< 1.0	< 1.0	< 1.0	< 1.0	< 1.0	< 1.0
Trichloroethene	µg/L	1.0**	< 1.0	< 1.0	< 1.0	< 1.0	< 1.0	< 1.0	< 1.0	< 1.0	< 1.0	< 1.0	< 1.0	< 1.0	< 1.0	< 1.0	< 1.0	< 1.0 J	< 1.0	< 1.0	< 1.0	< 1.0	< 1.0	< 1.0	< 1.0	< 1.0	< 1.0	< 1.0
Vinyl chloride	µg/L	1.0**	< 1.0	< 1.0 UB	< 1.0	< 1.0	< 1.0	< 1.0	< 1.0	< 1.0	< 1.0	< 1.0	< 1.0	< 1.0	< 1.0	< 1.0	< 1.0	< 1.0 J	< 1.0	< 1.0 UB	< 1.0	< 1.0	< 1.0	< 1.0	< 1.0	< 1.0	< 1.0	< 1.0
Metals																												
Iron, Dissolved	µg/L	300	NA	NA	NA	NA	NA	NA	NA	NA	NA	NA	NA	NA	NA	NA	NA	NA	NA	NA	NA	NA	NA	NA	NA	NA	NA	NA
Iron, Total	µg/L	300	NA	NA	NA	NA	NA	NA	NA	NA	NA	NA	NA	NA	NA	NA	NA	NA	NA	NA	NA	NA	NA	NA	NA	NA	NA	NA
Manganese, Dissolved	µg/L	50	NA	NA	NA	NA	NA	NA	NA	NA	NA	NA	NA	NA	NA	NA	NA	NA	NA	NA	NA	NA	NA	NA	NA	NA	NA	NA
Manganese, Total	µg/L	50	NA	NA	NA	NA	NA	NA	NA	NA	NA	NA	NA	NA	NA	NA	NA	NA	NA	NA	NA	NA	NA	NA	NA	NA	NA	NA
Anions																												
Nitrate-N	mg/L	10	NA	NA	NA	NA	NA	NA	NA	NA	NA	NA	NA	NA	NA	NA	NA	NA	NA	NA	NA	NA	NA	NA	NA	NA	NA	NA
Sulfate	mg/L	250	NA	NA	NA	NA	NA	NA	NA	NA	NA	NA	NA	NA	NA	NA	NA	NA	NA	NA	NA	NA	NA	NA	NA	NA	NA	NA
Total Organic Carbon (TOC)																												
Carbon, Dissolved	mg/L	NS	NA	NA	NA	NA	NA	NA	NA	NA	NA	NA	NA	NA	NA	NA	NA	NA	NA	NA	NA	NA	NA	NA	NA	NA	NA	NA
Total Organic Carbon	mg/L	NS	NA	NA	NA	NA	NA	NA	NA	NA	NA	NA	NA	NA	NA	NA	NA	NA	NA	NA	NA	NA	NA	NA	NA	NA	NA	NA
Gases																												
Ethane	µg/L	NS	NA	NA	NA	NA	NA	NA	NA	NA	NA	NA	NA	NA	NA	NA	NA	NA	NA	NA	NA	NA	NA	NA	NA	NA	NA	NA
Ethene	µg/L	NS	NA	NA	NA	NA	NA	NA	NA	NA	NA	NA	NA	NA	NA	NA	NA	NA	NA	NA	NA	NA	NA	NA	NA	NA	NA	NA
Methane	µg/L	NS	NA	NA	NA	NA	NA	NA	NA	NA	NA	NA	NA	NA	NA	NA	NA	NA	NA	NA	NA	NA	NA	NA	NA	NA	NA	NA

See Notes on Last Page.

Table 4
Off-Site Groundwater Analytical Results
Ford Livonia Transmission Plant
36200 Plymouth Road
Livonia, Michigan

Location:		Residential Drinking Water Criteria	MW-82S 9-14							MW-82SR 5-15										MW-83 8-13								
Screen Interval (ft. bgs):																												
Sample Date:	Unit		5/24/2017	7/25/2017	11/8/2017	2/6/2018	5/10/2018	8/8/2018	10/23/2018	12/26/2018	3/5/2019	5/17/2019	9/23/2019	11/7/2019	2/11/2020	8/11/2020	11/3/2020	2/18/2021	5/7/2021	5/26/2017	7/25/2017	11/9/2017	2/8/2018	5/11/2018	8/8/2018	10/22/2018	3/5/2019	5/22/2019
Semi-volatile Organic Compounds (SVOCs)																												
1,4-Dioxane	µg/L	7.2*	NA	< 2.0	< 2.0	< 2.0	< 2.0	< 2.0	< 2.0	< 2.0	< 2.0	< 2.0	< 2.0	< 2.0	< 2.0	< 2.0	< 2.0	< 2.0	< 2.0	NA	< 2.0	< 2.0	< 2.0	< 2.0	< 2.0	0.92 J	< 2.0	< 2.0
Volatile Organic Compounds (VOCs)																												
1,1-Dichloroethene	µg/L	7.0	NA	< 1.0	< 1.0	< 1.0	< 1.0	< 1.0	< 1.0	< 1.0	< 1.0	< 1.0	< 1.0	< 1.0	< 1.0	< 1.0	< 1.0	< 1.0	< 1.0	NA	< 1.0	< 1.0	< 1.0	< 1.0	< 1.0	< 1.0	< 1.0	< 1.0
cis-1,2-Dichloroethene	µg/L	70	NA	< 1.0	< 1.0	< 1.0	< 1.0	< 1.0	< 1.0	< 1.0	< 1.0	< 1.0	< 1.0	< 1.0	< 1.0	< 1.0	< 1.0	< 1.0	< 1.0	NA	< 1.0	< 1.0	< 1.0	< 1.0	< 1.0	< 1.0	< 1.0	< 1.0
Tetrachloroethene	µg/L	5.0	NA	< 1.0	< 1.0	< 1.0	< 1.0	< 1.0	< 1.0	< 1.0	< 1.0 J	< 1.0	< 1.0	< 1.0	< 1.0	< 1.0	< 1.0	< 1.0	< 1.0	NA	< 1.0	< 1.0	< 1.0	< 1.0	< 1.0	< 1.0	< 1.0 J	< 1.0
trans-1,2-Dichloroethene	µg/L	100	NA	< 1.0	< 1.0	< 1.0	< 1.0	< 1.0	< 1.0	< 1.0	< 1.0	< 1.0	< 1.0	< 1.0	< 1.0	< 1.0	< 1.0	< 1.0	< 1.0	NA	< 1.0	< 1.0	< 1.0	< 1.0	< 1.0	< 1.0	< 1.0	< 1.0
Trichloroethene	µg/L	1.0**	< 1.0	< 1.0	< 1.0	< 1.0	< 1.0	< 1.0	< 1.0	< 1.0	<1.0 UB	< 1.0	< 1.0	< 1.0	< 1.0	< 1.0	< 1.0	< 1.0	< 1.0	< 1.0	< 1.0	< 1.0	< 1.0	< 1.0	< 1.0	< 1.0	<1.0 UB	< 1.0
Vinyl chloride	µg/L	1.0**	< 1.0	< 1.0	< 1.0	< 1.0	< 1.0	< 1.0	< 1.0	< 1.0	0.27 J	< 1.0	< 1.0	< 1.0	< 1.0	< 1.0	< 1.0	< 1.0	< 1.0	< 1.0	< 1.0	< 1.0	< 1.0	< 1.0	< 1.0	< 1.0	< 1.0	< 1.0
Metals																												
Iron, Dissolved	µg/L	300	180	NA	**710**	NA	NA	NA	NA	NA	NA	NA	NA	NA	NA	NA	NA	NA	NA	NA	NA	NA	NA	NA	NA	NA	NA	NA
Iron, Total	µg/L	300	**380**	NA	**720**	NA	NA	NA	NA	NA	NA	NA	NA	NA	NA	NA	NA	NA	NA	NA	NA	NA	NA	NA	NA	NA	NA	NA
Manganese, Dissolved	µg/L	50	**510**	NA	**390**	NA	NA	NA	NA	NA	NA	NA	NA	NA	NA	NA	NA	NA	NA	NA	NA	NA	NA	NA	NA	NA	NA	NA
Manganese, Total	µg/L	50	**550**	NA	**380**	NA	NA	NA	NA	NA	NA	NA	NA	NA	NA	NA	NA	NA	NA	NA	NA	NA	NA	NA	NA	NA	NA	NA
Anions																												
Nitrate-N	mg/L	10	< 0.10	NA	< 0.10 J	NA	NA	NA	NA	NA	NA	NA	NA	NA	NA	NA	NA	NA	NA	NA	NA	NA	NA	NA	NA	NA	NA	NA
Sulfate	mg/L	250	**470**	NA	**270**	NA	NA	NA	NA	NA	NA	NA	NA	NA	NA	NA	NA	NA	NA	NA	NA	NA	NA	NA	NA	NA	NA	NA
Total Organic Carbon (TOC)																												
Carbon, Dissolved	mg/L	NS	2.7	NA	4.8	NA	NA	NA	NA	NA	NA	NA	NA	NA	NA	NA	NA	NA	NA	NA	NA	NA	NA	NA	NA	NA	NA	NA
Total Organic Carbon	mg/L	NS	2.1	NA	2.2	NA	NA	NA	NA	NA	NA	NA	NA	NA	NA	NA	NA	NA	NA	NA	NA	NA	NA	NA	NA	NA	NA	NA
Gases																												
Ethane	µg/L	NS	NA	NA	< 1.0	NA	NA	NA	NA	NA	NA	NA	NA	NA	NA	NA	NA	NA	NA	NA	NA	NA	NA	NA	NA	NA	NA	NA
Ethene	µg/L	NS	NA	NA	< 1.0	NA	NA	NA	NA	NA	NA	NA	NA	NA	NA	NA	NA	NA	NA	NA	NA	NA	NA	NA	NA	NA	NA	NA
Methane	µg/L	NS	NA	NA	10	NA	NA	NA	NA	NA	NA	NA	NA	NA	NA	NA	NA	NA	NA	NA	NA	NA	NA	NA	NA	NA	NA	NA

See Notes on Last Page.

Table 4
Off-Site Groundwater Analytical Results
Ford Livonia Transmission Plant
36200 Plymouth Road
Livonia, Michigan

Location:			MW-83							MW-83S										MW-84										
Screen Interval (ft. bgs):			8-13							3-13										8-13										
Sample Date:	Unit	Residential Drinking Water Criteria	9/18/2019	11/5/2019	2/11/2020	8/11/2020	11/4/2020	2/22/2021	5/6/2021	12/26/2018	3/5/2019	5/22/2019	9/18/2019	11/5/2019	2/11/2020	8/11/2020	11/4/2020	2/22/2021	5/6/2021	5/25/2017	7/25/2017	11/9/2017	2/8/2018	5/8/2018	8/6/2018	10/23/2018	2/28/2019	5/21/2019	9/24/2019	11/25/2019
Semi-volatile Organic Compounds (SVOCs)																														
1,4-Dioxane	µg/L	7.2*	< 2.0	< 2.0	< 2.0	< 2.0	< 2.0	< 2.0	< 2.0	< 2.0	< 2.0	< 2.0	< 2.0	< 2.0	< 2.0	< 2.0	< 2.0	< 2.0	< 2.0	NA	< 2.0	< 2.0	< 2.0	< 2.0	< 2.0	0.86 J	< 2.0 J	< 2.0	< 2.0	< 2.0
Volatile Organic Compounds (VOCs)																														
1,1-Dichloroethene	µg/L	7.0	< 1.0	< 1.0	< 1.0	< 1.0	< 1.0	< 1.0	< 1.0	< 1.0	< 1.0	< 1.0	< 1.0	< 1.0	< 1.0	< 1.0	< 1.0	< 1.0	< 1.0	NA	< 1.0	< 1.0	< 1.0	< 1.0	< 1.0	< 1.0	< 1.0	< 1.0	< 1.0	< 1.0
cis-1,2-Dichloroethene	µg/L	70	< 1.0	< 1.0	< 1.0	< 1.0	< 1.0	< 1.0	0.19 J	< 1.0	< 1.0	< 1.0	< 1.0	< 1.0	< 1.0	< 1.0	< 1.0	< 1.0	< 1.0	NA	< 1.0	< 1.0	< 1.0	< 1.0	< 1.0	< 1.0	< 1.0	< 1.0	< 1.0	< 1.0
Tetrachloroethene	µg/L	5.0	< 1.0	< 1.0	< 1.0	< 1.0	< 1.0	< 1.0	< 1.0	< 1.0	< 1.0 J	< 1.0	< 1.0	< 1.0	< 1.0	< 1.0	< 1.0	< 1.0	< 1.0	NA	< 1.0	< 1.0	< 1.0	< 1.0	< 1.0	< 1.0	< 1.0 J	< 1.0	< 1.0	< 1.0
trans-1,2-Dichloroethene	µg/L	100	< 1.0	< 1.0	< 1.0	< 1.0	< 1.0	< 1.0	< 1.0	< 1.0	< 1.0	< 1.0	< 1.0	< 1.0	< 1.0	< 1.0	< 1.0	< 1.0	< 1.0	NA	< 1.0	< 1.0	< 1.0	< 1.0	< 1.0	< 1.0	< 1.0	< 1.0	< 1.0	< 1.0
Trichloroethene	µg/L	1.0**	< 1.0	< 1.0	< 1.0	< 1.0	< 1.0	< 1.0	< 1.0	0.23 J	<1.0 UB	< 1.0	< 1.0	< 1.0	< 1.0	< 1.0	< 1.0	< 1.0	< 1.0	< 1.0	< 1.0	< 1.0	< 1.0	< 1.0	0.14 J	< 1.0	< 1.0	< 1.0	< 1.0	< 1.0
Vinyl chloride	µg/L	1.0**	< 1.0	< 1.0	< 1.0	< 1.0	< 1.0	< 1.0	< 1.0	< 1.0	0.27 J	< 1.0	< 1.0	< 1.0	< 1.0	< 1.0	< 1.0	< 1.0	< 1.0	< 1.0	< 1.0	< 1.0	< 1.0	< 1.0	< 1.0	< 1.0	< 1.0	< 1.0	< 1.0	< 1.0
Metals																														
Iron, Dissolved	µg/L	300	NA	NA	NA	NA	NA	NA	NA	NA	NA	NA	NA	NA	NA	NA	NA	NA	NA	NA	NA	NA	NA	NA	NA	NA	NA	NA	NA	NA
Iron, Total	µg/L	300	NA	NA	NA	NA	NA	NA	NA	NA	NA	NA	NA	NA	NA	NA	NA	NA	NA	NA	NA	NA	NA	NA	NA	NA	NA	NA	NA	NA
Manganese, Dissolved	µg/L	50	NA	NA	NA	NA	NA	NA	NA	NA	NA	NA	NA	NA	NA	NA	NA	NA	NA	NA	NA	NA	NA	NA	NA	NA	NA	NA	NA	NA
Manganese, Total	µg/L	50	NA	NA	NA	NA	NA	NA	NA	NA	NA	NA	NA	NA	NA	NA	NA	NA	NA	NA	NA	NA	NA	NA	NA	NA	NA	NA	NA	NA
Anions																														
Nitrate-N	mg/L	10	NA	NA	NA	NA	NA	NA	NA	NA	NA	NA	NA	NA	NA	NA	NA	NA	NA	NA	NA	NA	NA	NA	NA	NA	NA	NA	NA	NA
Sulfate	mg/L	250	NA	NA	NA	NA	NA	NA	NA	NA	NA	NA	NA	NA	NA	NA	NA	NA	NA	NA	NA	NA	NA	NA	NA	NA	NA	NA	NA	NA
Total Organic Carbon (TOC)																														
Carbon, Dissolved	mg/L	NS	NA	NA	NA	NA	NA	NA	NA	NA	NA	NA	NA	NA	NA	NA	NA	NA	NA	NA	NA	NA	NA	NA	NA	NA	NA	NA	NA	NA
Total Organic Carbon	mg/L	NS	NA	NA	NA	NA	NA	NA	NA	NA	NA	NA	NA	NA	NA	NA	NA	NA	NA	NA	NA	NA	NA	NA	NA	NA	NA	NA	NA	NA
Gases																														
Ethane	µg/L	NS	NA	NA	NA	NA	NA	NA	NA	NA	NA	NA	NA	NA	NA	NA	NA	NA	NA	NA	NA	NA	NA	NA	NA	NA	NA	NA	NA	NA
Ethene	µg/L	NS	NA	NA	NA	NA	NA	NA	NA	NA	NA	NA	NA	NA	NA	NA	NA	NA	NA	NA	NA	NA	NA	NA	NA	NA	NA	NA	NA	NA
Methane	µg/L	NS	NA	NA	NA	NA	NA	NA	NA	NA	NA	NA	NA	NA	NA	NA	NA	NA	NA	NA	NA	NA	NA	NA	NA	NA	NA	NA	NA	NA

See Notes on Last Page.

Table 4
Off-Site Groundwater Analytical Results
Ford Livonia Transmission Plant
36200 Plymouth Road
Livonia, Michigan

Location: / Screen Interval (ft. bgs): / Sample Date:	Unit	Residential Drinking Water Criteria	MW-84 8-13						MW-84S 2.5-12.5											MW-85 8-13									
			2/12/2020	5/19/2020	8/5/2020	11/12/2020	2/18/2021	5/6/2021	12/21/2018	2/28/2019	5/9/2019	9/24/2019	11/25/2019	2/12/2020	5/19/2020	8/5/2020	11/12/2020	2/18/2021	5/6/2021	5/25/2017	7/25/2017	11/7/2017	2/8/2018	5/8/2018	8/8/2018	10/22/2018	2/26/2019	5/17/2019	9/17/2019	11/13/2019
Semi-volatile Organic Compounds (SVOCs)																													
1,4-Dioxane	µg/L	7.2*	< 2.0	< 2.0	< 2.0	< 2.0	< 2.0	< 2.0	< 2.0	< 2.0 J	< 2.0	< 2.0	< 2.0	< 2.0	< 2.0	< 2.0	< 2.0	< 2.0	< 2.0	NA	0.29 J	< 2.0	0.41 J	0.45 J	< 2.0	1.0 J	< 2.0	1.3 J	< 2.0	0.49 J
Volatile Organic Compounds (VOCs)																													
1,1-Dichloroethene	µg/L	7.0	< 1.0	< 1.0	< 1.0	< 1.0	< 1.0	< 1.0	< 1.0	< 1.0	< 1.0	< 1.0	< 1.0	< 1.0	< 1.0	< 1.0	< 1.0	< 1.0	< 1.0	NA	< 1.0	< 1.0	< 1.0	< 1.0	< 1.0	< 1.0	< 1.0	< 1.0	< 1.0	< 1.0 J
cis-1,2-Dichloroethene	µg/L	70	< 1.0	< 1.0	< 1.0	< 1.0	< 1.0	< 1.0	< 1.0	< 1.0	< 1.0	< 1.0	< 1.0	< 1.0	< 1.0	< 1.0	< 1.0	< 1.0	< 1.0	NA	< 1.0	< 1.0	< 1.0	< 1.0	< 1.0	< 1.0	< 1.0	< 1.0	< 1.0	< 1.0 J
Tetrachloroethene	µg/L	5.0	< 1.0	< 1.0	< 1.0	< 1.0	< 1.0	< 1.0	< 1.0	< 1.0 J	< 1.0	< 1.0	< 1.0	< 1.0	< 1.0	< 1.0	< 1.0	< 1.0	< 1.0	NA	< 1.0	< 1.0	< 1.0	< 1.0	< 1.0	< 1.0	< 1.0	< 1.0	< 1.0	< 1.0 J
trans-1,2-Dichloroethene	µg/L	100	< 1.0	< 1.0	< 1.0	< 1.0	< 1.0	< 1.0	< 1.0	< 1.0	< 1.0	< 1.0	< 1.0	< 1.0	< 1.0	< 1.0	< 1.0	< 1.0	< 1.0	NA	< 1.0	< 1.0	< 1.0	< 1.0	< 1.0	< 1.0	< 1.0	< 1.0	< 1.0	< 1.0 J
Trichloroethene	µg/L	1.0**	0.10 J	< 1.0	< 1.0	< 1.0	< 1.0	0.11 J	< 1.0	< 1.0	< 1.0	0.17 J	< 1.0	0.12 J	< 1.0	< 1.0	< 1.0	< 1.0	0.14 J	< 1.0	< 1.0	< 1.0	< 1.0	< 1.0	< 1.0	< 1.0	< 1.0	< 1.0	< 1.0	< 1.0 J
Vinyl chloride	µg/L	1.0**	< 1.0	< 1.0	< 1.0	< 1.0	< 1.0	< 1.0	< 1.0	< 1.0	< 1.0	< 1.0	< 1.0	< 1.0	< 1.0	< 1.0	< 1.0	< 1.0	< 1.0	**8.6**	**7.3**	**7.3**	**5.5**	**7.5**	**7.2**	**5.5**	**5.5**	**5.4**	**6.5**	**5.1 J**
Metals																													
Iron, Dissolved	µg/L	300	NA	NA	NA	NA	NA	NA	NA	NA	NA	NA	NA	NA	NA	NA	NA	NA	NA	NA	NA	NA	NA	NA	NA	NA	NA	NA	NA	NA
Iron, Total	µg/L	300	NA	NA	NA	NA	NA	NA	NA	NA	NA	NA	NA	NA	NA	NA	NA	NA	NA	NA	NA	NA	NA	NA	NA	NA	NA	NA	NA	NA
Manganese, Dissolved	µg/L	50	NA	NA	NA	NA	NA	NA	NA	NA	NA	NA	NA	NA	NA	NA	NA	NA	NA	NA	NA	NA	NA	NA	NA	NA	NA	NA	NA	NA
Manganese, Total	µg/L	50	NA	NA	NA	NA	NA	NA	NA	NA	NA	NA	NA	NA	NA	NA	NA	NA	NA	NA	NA	NA	NA	NA	NA	NA	NA	NA	NA	NA
Anions																													
Nitrate-N	mg/L	10	NA	NA	NA	NA	NA	NA	NA	NA	NA	NA	NA	NA	NA	NA	NA	NA	NA	NA	NA	NA	NA	NA	NA	NA	NA	NA	NA	NA
Sulfate	mg/L	250	NA	NA	NA	NA	NA	NA	NA	NA	NA	NA	NA	NA	NA	NA	NA	NA	NA	NA	NA	NA	NA	NA	NA	NA	NA	NA	NA	NA
Total Organic Carbon (TOC)																													
Carbon, Dissolved	mg/L	NS	NA	NA	NA	NA	NA	NA	NA	NA	NA	NA	NA	NA	NA	NA	NA	NA	NA	NA	NA	NA	NA	NA	NA	NA	NA	NA	NA	NA
Total Organic Carbon	mg/L	NS	NA	NA	NA	NA	NA	NA	NA	NA	NA	NA	NA	NA	NA	NA	NA	NA	NA	NA	NA	NA	NA	NA	NA	NA	NA	NA	NA	NA
Gases																													
Ethane	µg/L	NS	NA	NA	NA	NA	NA	NA	NA	NA	NA	NA	NA	NA	NA	NA	NA	NA	NA	NA	NA	NA	NA	NA	NA	NA	NA	NA	NA	NA
Ethene	µg/L	NS	NA	NA	NA	NA	NA	NA	NA	NA	NA	NA	NA	NA	NA	NA	NA	NA	NA	NA	NA	NA	NA	NA	NA	NA	NA	NA	NA	NA
Methane	µg/L	NS	NA	NA	NA	NA	NA	NA	NA	NA	NA	NA	NA	NA	NA	NA	NA	NA	NA	NA	NA	NA	NA	NA	NA	NA	NA	NA	NA	NA

See Notes on Last Page.

Table 4
Off-Site Groundwater Analytical Results
Ford Livonia Transmission Plant
36200 Plymouth Road
Livonia, Michigan

Location:			MW-85						MW-85S	MW-85SR									MW-86											
Screen Interval (ft. bgs):			8-13						2.5-12.5	4.5-9.5									12-17											
Sample Date:	Unit	Residential Drinking Water Criteria	2/3/2020	5/19/2020	8/14/2020	11/11/2020	2/19/2021	5/14/2021	12/21/2018	4/12/2019	9/17/2019	11/13/2019	2/3/2020	5/19/2020	8/14/2020	11/11/2020	2/19/2021	5/14/2021	5/25/2017	7/26/2017	11/10/2017	2/8/2018	5/10/2018	8/6/2018	10/24/2018	2/28/2019	5/21/2019	9/19/2019	11/25/2019	2/11/2020
Semi-volatile Organic Compounds (SVOCs)																														
1,4-Dioxane	µg/L	7.2*	1.2 J	< 2.0	0.93 J	< 2.0	< 2.0	< 2.0	1.1 J	< 2.0	< 2.0	< 2.0	< 2.0	< 2.0	< 2.0	< 2.0	< 2.0	< 2.0	NA	0.99 J	0.87 J	< 2.0	1.2 J	< 2.0	1.4 J	< 2.0 J	< 2.0	< 2.0	< 2.0	< 2.0
Volatile Organic Compounds (VOCs)																														
1,1-Dichloroethene	µg/L	7.0	< 1.0	< 1.0	< 1.0	< 1.0	< 1.0	< 1.0	< 1.0	< 1.0	< 1.0	< 1.0	< 1.0	< 1.0	< 1.0	< 1.0	< 1.0	< 1.0	NA	< 1.0	< 1.0	< 1.0	< 1.0	< 1.0	< 1.0	< 1.0	< 1.0	< 1.0	< 1.0	< 1.0
cis-1,2-Dichloroethene	µg/L	70	< 1.0	< 1.0	< 1.0	< 1.0	< 1.0	< 1.0	< 1.0	< 1.0	< 1.0	< 1.0	< 1.0	< 1.0	< 1.0	< 1.0	< 1.0	< 1.0	NA	< 1.0	< 1.0	< 1.0	< 1.0	< 1.0	< 1.0	< 1.0	< 1.0	< 1.0	< 1.0	< 1.0
Tetrachloroethene	µg/L	5.0	< 1.0	< 1.0	< 1.0	< 1.0	< 1.0	< 1.0	< 1.0	< 1.0	< 1.0	< 1.0	< 1.0	< 1.0	< 1.0	< 1.0	< 1.0	< 1.0	NA	< 1.0	< 1.0	< 1.0	< 1.0	< 1.0	< 1.0	< 1.0 J	< 1.0	< 1.0	< 1.0	< 1.0
trans-1,2-Dichloroethene	µg/L	100	< 1.0	< 1.0	< 1.0	< 1.0	< 1.0	< 1.0	< 1.0	< 1.0	< 1.0	< 1.0	< 1.0	< 1.0	< 1.0	< 1.0	< 1.0	< 1.0	NA	< 1.0	< 1.0	< 1.0	< 1.0	< 1.0	< 1.0	< 1.0	< 1.0	< 1.0	< 1.0	< 1.0
Trichloroethene	µg/L	1.0**	< 1.0	< 1.0	< 1.0	< 1.0	< 1.0	< 1.0	< 1.0	< 1.0	< 1.0	< 1.0	< 1.0	< 1.0	< 1.0	< 1.0	< 1.0	< 1.0	< 1.0	< 1.0	< 1.0	< 1.0	< 1.0	< 1.0	< 1.0	< 1.0	< 1.0	< 1.0	< 1.0	< 1.0
Vinyl chloride	µg/L	1.0**	**4.9**	**3.9**	**5.4**	**5.4**	**5.8**	**6.0**	**7.8**	**2.2**	**2.1**	**1.4**	**1.4**	0.33 J	**2.2**	**2.0**	**1.6**	**1.9**	< 1.0	< 1.0	< 1.0	< 1.0	< 1.0	< 1.0	< 1.0	< 1.0	< 1.0	< 1.0	< 1.0	< 1.0
Metals																														
Iron, Dissolved	µg/L	300	NA	NA	NA	NA	NA	NA	NA	NA	NA	NA	NA	NA	NA	NA	NA	NA	NA	NA	NA	NA	NA	NA	NA	NA	NA	NA	NA	NA
Iron, Total	µg/L	300	NA	NA	NA	NA	NA	NA	NA	NA	NA	NA	NA	NA	NA	NA	NA	NA	NA	NA	NA	NA	NA	NA	NA	NA	NA	NA	NA	NA
Manganese, Dissolved	µg/L	50	NA	NA	NA	NA	NA	NA	NA	NA	NA	NA	NA	NA	NA	NA	NA	NA	NA	NA	NA	NA	NA	NA	NA	NA	NA	NA	NA	NA
Manganese, Total	µg/L	50	NA	NA	NA	NA	NA	NA	NA	NA	NA	NA	NA	NA	NA	NA	NA	NA	NA	NA	NA	NA	NA	NA	NA	NA	NA	NA	NA	NA
Anions																														
Nitrate-N	mg/L	10	NA	NA	NA	NA	NA	NA	NA	NA	NA	NA	NA	NA	NA	NA	NA	NA	NA	NA	NA	NA	NA	NA	NA	NA	NA	NA	NA	NA
Sulfate	mg/L	250	NA	NA	NA	NA	NA	NA	NA	NA	NA	NA	NA	NA	NA	NA	NA	NA	NA	NA	NA	NA	NA	NA	NA	NA	NA	NA	NA	NA
Total Organic Carbon (TOC)																														
Carbon, Dissolved	mg/L	NS	NA	NA	NA	NA	NA	NA	NA	NA	NA	NA	NA	NA	NA	NA	NA	NA	NA	NA	NA	NA	NA	NA	NA	NA	NA	NA	NA	NA
Total Organic Carbon	mg/L	NS	NA	NA	NA	NA	NA	NA	NA	NA	NA	NA	NA	NA	NA	NA	NA	NA	NA	NA	NA	NA	NA	NA	NA	NA	NA	NA	NA	NA
Gases																														
Ethane	µg/L	NS	NA	NA	NA	NA	NA	NA	NA	NA	NA	NA	NA	NA	NA	NA	NA	NA	NA	NA	NA	NA	NA	NA	NA	NA	NA	NA	NA	NA
Ethene	µg/L	NS	NA	NA	NA	NA	NA	NA	NA	NA	NA	NA	NA	NA	NA	NA	NA	NA	NA	NA	NA	NA	NA	NA	NA	NA	NA	NA	NA	NA
Methane	µg/L	NS	NA	NA	NA	NA	NA	NA	NA	NA	NA	NA	NA	NA	NA	NA	NA	NA	NA	NA	NA	NA	NA	NA	NA	NA	NA	NA	NA	NA

See Notes on Last Page.

Table 4
Off-Site Groundwater Analytical Results
Ford Livonia Transmission Plant
36200 Plymouth Road
Livonia, Michigan

Location: / Screen Interval (ft. bgs): / Sample Date:	Unit	Residential Drinking Water Criteria	MW-86 12-17				MW-86S 2.5-12.5										MW-87 14-19															
			8/7/2020	11/5/2020	2/9/2021	5/11/2021	12/18/2018	2/28/2019	5/13/2019	9/19/2019	11/25/2019	2/11/2020	8/7/2020	11/5/2020	2/9/2021	5/11/2021	5/23/2017	7/26/2017	11/10/2017	2/8/2018	5/10/2018	8/6/2018	10/23/2018	2/28/2019	5/21/2019	9/20/2019	11/22/2019	2/12/2020	8/6/2020	11/10/2020	2/9/2021	5/13/2021
Semi-volatile Organic Compounds (SVOCs)																																
1,4-Dioxane	µg/L	7.2*	< 2.0	< 2.0	< 2.0	< 2.0	< 2.0	< 2.0 J	< 2.0	< 2.0	< 2.0	< 2.0	< 2.0	< 2.0	< 2.0	< 2.0	NA	< 2.0	< 2.0	< 2.0	< 2.0	< 2.0	0.88 J	< 2.0	< 2.0	< 2.0	< 2.0	< 2.0	< 2.0	< 2.0	< 2.0	< 2.0
Volatile Organic Compounds (VOCs)																																
1,1-Dichloroethene	µg/L	7.0	< 1.0	< 1.0	< 1.0	< 1.0	< 1.0	< 1.0	< 1.0	< 1.0	< 1.0	< 1.0	< 1.0	< 1.0	< 1.0	< 1.0	NA	< 1.0	< 1.0	< 1.0	< 1.0	< 1.0	< 1.0	< 1.0	< 1.0	< 1.0	< 1.0	< 1.0	< 1.0	< 1.0	< 1.0	< 1.0
cis-1,2-Dichloroethene	µg/L	70	< 1.0	< 1.0	< 1.0	< 1.0	< 1.0	< 1.0	< 1.0	< 1.0	< 1.0	< 1.0	< 1.0	< 1.0	< 1.0	< 1.0	NA	< 1.0	< 1.0	< 1.0	< 1.0	< 1.0	< 1.0	< 1.0	< 1.0	< 1.0	< 1.0	< 1.0	< 1.0	< 1.0	< 1.0	< 1.0
Tetrachloroethene	µg/L	5.0	< 1.0	< 1.0	< 1.0	< 1.0	< 1.0	< 1.0 J	< 1.0	< 1.0	< 1.0	< 1.0	< 1.0	< 1.0	< 1.0	< 1.0	NA	< 1.0	< 1.0	< 1.0	< 1.0	< 1.0	< 1.0	< 1.0 J	< 1.0	< 1.0	< 1.0	< 1.0	< 1.0	< 1.0	< 1.0	< 1.0
trans-1,2-Dichloroethene	µg/L	100	< 1.0	< 1.0	< 1.0	< 1.0	< 1.0	< 1.0	< 1.0	< 1.0	< 1.0	< 1.0	< 1.0	< 1.0	< 1.0	< 1.0	NA	< 1.0	< 1.0	< 1.0	< 1.0	< 1.0	< 1.0	< 1.0	< 1.0	< 1.0	< 1.0	< 1.0	< 1.0	< 1.0	< 1.0	< 1.0
Trichloroethene	µg/L	1.0**	< 1.0	< 1.0	< 1.0	< 1.0	< 1.0	< 1.0	< 1.0	< 1.0	< 1.0	< 1.0	< 1.0	0.11 J	< 1.0	< 1.0	< 1.0	< 1.0	< 1.0	< 1.0	< 1.0	< 1.0	< 1.0	< 1.0	< 1.0	< 1.0	< 1.0	< 1.0	< 1.0	< 1.0	< 1.0	< 1.0
Vinyl chloride	µg/L	1.0**	< 1.0	< 1.0	< 1.0	< 1.0	< 1.0	< 1.0	< 1.0	< 1.0	< 1.0	< 1.0	< 1.0	< 1.0	< 1.0	< 1.0	< 1.0	< 1.0	< 1.0	< 1.0	< 1.0	< 1.0	< 1.0	< 1.0	< 1.0	< 1.0	< 1.0	< 1.0	< 1.0	< 1.0	< 1.0	< 1.0
Metals																																
Iron, Dissolved	µg/L	300	NA	NA	NA	NA	NA	NA	NA	NA	NA	NA	NA	NA	NA	NA	NA	NA	NA	NA	NA	NA	NA	NA	NA	NA	NA	NA	NA	NA	NA	NA
Iron, Total	µg/L	300	NA	NA	NA	NA	NA	NA	NA	NA	NA	NA	NA	NA	NA	NA	NA	NA	NA	NA	NA	NA	NA	NA	NA	NA	NA	NA	NA	NA	NA	NA
Manganese, Dissolved	µg/L	50	NA	NA	NA	NA	NA	NA	NA	NA	NA	NA	NA	NA	NA	NA	NA	NA	NA	NA	NA	NA	NA	NA	NA	NA	NA	NA	NA	NA	NA	NA
Manganese, Total	µg/L	50	NA	NA	NA	NA	NA	NA	NA	NA	NA	NA	NA	NA	NA	NA	NA	NA	NA	NA	NA	NA	NA	NA	NA	NA	NA	NA	NA	NA	NA	NA
Anions																																
Nitrate-N	mg/L	10	NA	NA	NA	NA	NA	NA	NA	NA	NA	NA	NA	NA	NA	NA	NA	NA	NA	NA	NA	NA	NA	NA	NA	NA	NA	NA	NA	NA	NA	NA
Sulfate	mg/L	250	NA	NA	NA	NA	NA	NA	NA	NA	NA	NA	NA	NA	NA	NA	NA	NA	NA	NA	NA	NA	NA	NA	NA	NA	NA	NA	NA	NA	NA	NA
Total Organic Carbon (TOC)																																
Carbon, Dissolved	mg/L	NS	NA	NA	NA	NA	NA	NA	NA	NA	NA	NA	NA	NA	NA	NA	NA	NA	NA	NA	NA	NA	NA	NA	NA	NA	NA	NA	NA	NA	NA	NA
Total Organic Carbon	mg/L	NS	NA	NA	NA	NA	NA	NA	NA	NA	NA	NA	NA	NA	NA	NA	NA	NA	NA	NA	NA	NA	NA	NA	NA	NA	NA	NA	NA	NA	NA	NA
Gases																																
Ethane	µg/L	NS	NA	NA	NA	NA	NA	NA	NA	NA	NA	NA	NA	NA	NA	NA	NA	NA	NA	NA	NA	NA	NA	NA	NA	NA	NA	NA	NA	NA	NA	NA
Ethene	µg/L	NS	NA	NA	NA	NA	NA	NA	NA	NA	NA	NA	NA	NA	NA	NA	NA	NA	NA	NA	NA	NA	NA	NA	NA	NA	NA	NA	NA	NA	NA	NA
Methane	µg/L	NS	NA	NA	NA	NA	NA	NA	NA	NA	NA	NA	NA	NA	NA	NA	NA	NA	NA	NA	NA	NA	NA	NA	NA	NA	NA	NA	NA	NA	NA	NA

See Notes on Last Page.

Table 4
Off-Site Groundwater Analytical Results
Ford Livonia Transmission Plant
36200 Plymouth Road
Livonia, Michigan

Location: / Screen Interval (ft. bgs): / Sample Date:	Unit	Residential Drinking Water Criteria	MW-87S 4.5-14.5										MW-96S 2.5-12.5										MW-97S 2.5-12.5									
			12/21/2018	3/1/2019	5/13/2019	9/20/2019	11/22/2019	2/12/2020	8/6/2020	11/10/2020	2/15/2021	5/13/2021	12/18/2018	2/27/2019	5/16/2019	9/20/2019	11/26/2019	2/13/2020	8/3/2020	11/13/2020	2/11/2021	5/19/2021	12/27/2018	3/6/2019	5/10/2019	9/19/2019	11/22/2019	2/13/2020	8/5/2020	11/19/2020	2/11/2021	5/19/2021
Semi-volatile Organic Compounds (SVOCs)																																
1,4-Dioxane	µg/L	7.2*	< 2.0	< 2.0	< 2.0	< 2.0	< 2.0	< 2.0	< 2.0	< 2.0	< 2.0	< 2.0	< 2.0	< 2.0	< 2.0	< 2.0	< 2.0	< 2.0	< 2.0	< 2.0	< 2.0	< 2.0	< 2.0	< 2.0	< 2.0	< 2.0	< 2.0	< 2.0	< 2.0	< 2.0	< 2.0	< 2.0
Volatile Organic Compounds (VOCs)																																
1,1-Dichloroethene	µg/L	7.0	< 1.0	< 1.0	< 1.0	< 1.0	< 1.0	< 1.0	< 1.0	< 1.0	< 1.0	< 1.0	< 1.0	< 1.0	< 1.0	< 1.0	< 1.0	< 1.0	< 1.0	< 1.0	< 1.0	< 1.0	< 1.0	< 1.0	< 1.0	< 1.0	< 1.0	< 1.0	< 1.0	< 1.0	< 1.0	< 1.0
cis-1,2-Dichloroethene	µg/L	70	< 1.0	< 1.0	< 1.0	< 1.0	< 1.0	< 1.0	< 1.0	< 1.0	< 1.0	< 1.0	< 1.0	< 1.0	< 1.0	< 1.0	< 1.0	< 1.0	< 1.0	< 1.0	< 1.0	< 1.0	< 1.0	< 1.0	< 1.0	< 1.0	< 1.0	< 1.0	< 1.0	0.47 J	< 1.0	< 1.0
Tetrachloroethene	µg/L	5.0	< 1.0	< 1.0 J	< 1.0	< 1.0	< 1.0	< 1.0	< 1.0	< 1.0	< 1.0	< 1.0	< 1.0	< 1.0 J	< 1.0	< 1.0	< 1.0	< 1.0	< 1.0	< 1.0	< 1.0	< 1.0	< 1.0	< 1.0	< 1.0	< 1.0	< 1.0	< 1.0	< 1.0	< 1.0	< 1.0	< 1.0
trans-1,2-Dichloroethene	µg/L	100	< 1.0	< 1.0	< 1.0	< 1.0	< 1.0	< 1.0	< 1.0	< 1.0	< 1.0	< 1.0	< 1.0	< 1.0	< 1.0	< 1.0	< 1.0	< 1.0	< 1.0	< 1.0	< 1.0	< 1.0	< 1.0	< 1.0	< 1.0	< 1.0	< 1.0	< 1.0	< 1.0	< 1.0	< 1.0	< 1.0
Trichloroethene	µg/L	1.0**	< 1.0	< 1.0	< 1.0	< 1.0	< 1.0	< 1.0	< 1.0	< 1.0	< 1.0	< 1.0	< 1.0	< 1.0 J	< 1.0	< 1.0	< 1.0	< 1.0	< 1.0	< 1.0	< 1.0	< 1.0	< 1.0	< 1.0	< 1.0	< 1.0	< 1.0	< 1.0	< 1.0	< 1.0	< 1.0	< 1.0
Vinyl chloride	µg/L	1.0**	< 1.0	< 1.0	< 1.0	< 1.0	< 1.0	< 1.0	< 1.0	< 1.0	< 1.0	< 1.0	< 1.0	< 1.0	< 1.0	< 1.0	< 1.0	< 1.0	< 1.0	< 1.0	< 1.0	< 1.0	< 1.0	< 1.0 UB	< 1.0	< 1.0	< 1.0	< 1.0	< 1.0	< 1.0	< 1.0	< 1.0
Metals																																
Iron, Dissolved	µg/L	300	NA	NA	NA	NA	NA	NA	NA	NA	NA	NA	NA	NA	NA	NA	NA	NA	NA	NA	NA	NA	NA	NA	NA	NA	NA	NA	NA	NA	NA	NA
Iron, Total	µg/L	300	NA	NA	NA	NA	NA	NA	NA	NA	NA	NA	NA	NA	NA	NA	NA	NA	NA	NA	NA	NA	NA	NA	NA	NA	NA	NA	NA	NA	NA	NA
Manganese, Dissolved	µg/L	50	NA	NA	NA	NA	NA	NA	NA	NA	NA	NA	NA	NA	NA	NA	NA	NA	NA	NA	NA	NA	NA	NA	NA	NA	NA	NA	NA	NA	NA	NA
Manganese, Total	µg/L	50	NA	NA	NA	NA	NA	NA	NA	NA	NA	NA	NA	NA	NA	NA	NA	NA	NA	NA	NA	NA	NA	NA	NA	NA	NA	NA	NA	NA	NA	NA
Anions																																
Nitrate-N	mg/L	10	NA	NA	NA	NA	NA	NA	NA	NA	NA	NA	NA	NA	NA	NA	NA	NA	NA	NA	NA	NA	NA	NA	NA	NA	NA	NA	NA	NA	NA	NA
Sulfate	mg/L	250	NA	NA	NA	NA	NA	NA	NA	NA	NA	NA	NA	NA	NA	NA	NA	NA	NA	NA	NA	NA	NA	NA	NA	NA	NA	NA	NA	NA	NA	NA
Total Organic Carbon (TOC)																																
Carbon, Dissolved	mg/L	NS	NA	NA	NA	NA	NA	NA	NA	NA	NA	NA	NA	NA	NA	NA	NA	NA	NA	NA	NA	NA	NA	NA	NA	NA	NA	NA	NA	NA	NA	NA
Total Organic Carbon	mg/L	NS	NA	NA	NA	NA	NA	NA	NA	NA	NA	NA	NA	NA	NA	NA	NA	NA	NA	NA	NA	NA	NA	NA	NA	NA	NA	NA	NA	NA	NA	NA
Gases																																
Ethane	µg/L	NS	NA	NA	NA	NA	NA	NA	NA	NA	NA	NA	NA	NA	NA	NA	NA	NA	NA	NA	NA	NA	NA	NA	NA	NA	NA	NA	NA	NA	NA	NA
Ethene	µg/L	NS	NA	NA	NA	NA	NA	NA	NA	NA	NA	NA	NA	NA	NA	NA	NA	NA	NA	NA	NA	NA	NA	NA	NA	NA	NA	NA	NA	NA	NA	NA
Methane	µg/L	NS	NA	NA	NA	NA	NA	NA	NA	NA	NA	NA	NA	NA	NA	NA	NA	NA	NA	NA	NA	NA	NA	NA	NA	NA	NA	NA	NA	NA	NA	NA

See Notes on Last Page.

Table 4
Off-Site Groundwater Analytical Results
Ford Livonia Transmission Plant
36200 Plymouth Road
Livonia, Michigan

Location: / Screen Interval (ft. bgs): / Sample Date:	Unit	Residential Drinking Water Criteria	MW-98S 2.5-12.5											MW-99S 3-13												MW-100S 3-13					
			12/19/2018	3/6/2019	5/10/2019	9/20/2019	11/13/2019	2/10/2020	5/19/2020	8/5/2020	11/13/2020	2/19/2021	5/6/2021	12/21/2018	3/7/2019	5/9/2019	9/16/2019	11/6/2019	2/4/2020	5/21/2020	8/11/2020	11/16/2020	2/15/2021	5/19/2021	12/18/2018	2/27/2019	5/9/2019	9/16/2019	11/26/2019	2/4/2020
Semi-volatile Organic Compounds (SVOCs)																															
1,4-Dioxane	µg/L	7.2*	< 2.0	< 2.0	< 2.0	< 2.0	< 2.0	< 2.0	< 2.0	< 2.0	< 2.0	< 2.0	< 2.0	< 2.0	< 2.0	< 2.0	< 2.0	< 2.0	< 2.0	< 2.0	< 2.0	< 2.0	< 2.0	< 2.0	1.0 J	< 2.0	< 2.0	< 2.0	< 2.0	< 2.0	< 2.0
Volatile Organic Compounds (VOCs)																															
1,1-Dichloroethene	µg/L	7.0	< 1.0	< 1.0	< 1.0	< 1.0	< 1.0	< 1.0	< 1.0	< 1.0	< 1.0	< 1.0	< 1.0	< 1.0	< 1.0	< 1.0	< 1.0	< 1.0	< 1.0	< 1.0	< 1.0	< 1.0	< 1.0	< 1.0	< 1.0	< 1.0	< 1.0	< 1.0	< 1.0	< 1.0	< 1.0
cis-1,2-Dichloroethene	µg/L	70	< 1.0	< 1.0	< 1.0	0.21 J	< 1.0	< 1.0	< 1.0	< 1.0	0.25 J	< 1.0	0.18 J	0.94 J	0.57 J	0.89 J	0.30 J	0.41 J	0.20 J	0.45 J	< 1.0	< 1.0 UB	0.43 J	0.40 J	< 1.0	< 1.0	< 1.0	< 1.0	< 1.0	< 1.0	< 1.0
Tetrachloroethene	µg/L	5.0	< 1.0	< 1.0	< 1.0	< 1.0	< 1.0	< 1.0	< 1.0	< 1.0	< 1.0	< 1.0	< 1.0	< 1.0	< 1.0	< 1.0	< 1.0	< 1.0	< 1.0	< 1.0	< 1.0	< 1.0	< 1.0	< 1.0	< 1.0	< 1.0 J	< 1.0	< 1.0	< 1.0	< 1.0	< 1.0
trans-1,2-Dichloroethene	µg/L	100	< 1.0	< 1.0	< 1.0	< 1.0	< 1.0	< 1.0	< 1.0	< 1.0	< 1.0	< 1.0	< 1.0	< 1.0	< 1.0	< 1.0	< 1.0	< 1.0	< 1.0	< 1.0	< 1.0	< 1.0	< 1.0	< 1.0	< 1.0	< 1.0	< 1.0	< 1.0	< 1.0	< 1.0	< 1.0
Trichloroethene	µg/L	1.0**	< 1.0	< 1.0	< 1.0	< 1.0	< 1.0	< 1.0	< 1.0	< 1.0	< 1.0	< 1.0	< 1.0	< 1.0	< 1.0	< 1.0	< 1.0	< 1.0	< 1.0	< 1.0	< 1.0	< 1.0	< 1.0	< 1.0	< 1.0	< 1.0 J	< 1.0	< 1.0	< 1.0	< 1.0	< 1.0
Vinyl chloride	µg/L	1.0**	< 1.0	< 1.0 UB	< 1.0	< 1.0	< 1.0	< 1.0	< 1.0	< 1.0	< 1.0	< 1.0	< 1.0	< 1.0	< 1.0 UB	< 1.0	< 1.0	< 1.0	< 1.0	< 1.0	< 1.0	< 1.0	< 1.0	< 1.0	< 1.0	0.22 J	< 1.0	< 1.0	< 1.0	< 1.0	< 1.0
Metals																															
Iron, Dissolved	µg/L	300	NA	NA	NA	NA	NA	NA	NA	NA	NA	NA	NA	NA	NA	NA	NA	NA	NA	NA	NA	NA	NA	NA	NA	NA	NA	NA	NA	NA	NA
Iron, Total	µg/L	300	NA	NA	NA	NA	NA	NA	NA	NA	NA	NA	NA	NA	NA	NA	NA	NA	NA	NA	NA	NA	NA	NA	NA	NA	NA	NA	NA	NA	NA
Manganese, Dissolved	µg/L	50	NA	NA	NA	NA	NA	NA	NA	NA	NA	NA	NA	NA	NA	NA	NA	NA	NA	NA	NA	NA	NA	NA	NA	NA	NA	NA	NA	NA	NA
Manganese, Total	µg/L	50	NA	NA	NA	NA	NA	NA	NA	NA	NA	NA	NA	NA	NA	NA	NA	NA	NA	NA	NA	NA	NA	NA	NA	NA	NA	NA	NA	NA	NA
Anions																															
Nitrate-N	mg/L	10	NA	NA	NA	NA	NA	NA	NA	NA	NA	NA	NA	NA	NA	NA	NA	NA	NA	NA	NA	NA	NA	NA	NA	NA	NA	NA	NA	NA	NA
Sulfate	mg/L	250	NA	NA	NA	NA	NA	NA	NA	NA	NA	NA	NA	NA	NA	NA	NA	NA	NA	NA	NA	NA	NA	NA	NA	NA	NA	NA	NA	NA	NA
Total Organic Carbon (TOC)																															
Carbon, Dissolved	mg/L	NS	NA	NA	NA	NA	NA	NA	NA	NA	NA	NA	NA	NA	NA	NA	NA	NA	NA	NA	NA	NA	NA	NA	NA	NA	NA	NA	NA	NA	NA
Total Organic Carbon	mg/L	NS	NA	NA	NA	NA	NA	NA	NA	NA	NA	NA	NA	NA	NA	NA	NA	NA	NA	NA	NA	NA	NA	NA	NA	NA	NA	NA	NA	NA	NA
Gases																															
Ethane	µg/L	NS	NA	NA	NA	NA	NA	NA	NA	NA	NA	NA	NA	NA	NA	NA	NA	NA	NA	NA	NA	NA	NA	NA	NA	NA	NA	NA	NA	NA	NA
Ethene	µg/L	NS	NA	NA	NA	NA	NA	NA	NA	NA	NA	NA	NA	NA	NA	NA	NA	NA	NA	NA	NA	NA	NA	NA	NA	NA	NA	NA	NA	NA	NA
Methane	µg/L	NS	NA	NA	NA	NA	NA	NA	NA	NA	NA	NA	NA	NA	NA	NA	NA	NA	NA	NA	NA	NA	NA	NA	NA	NA	NA	NA	NA	NA	NA

See Notes on Last Page.

Table 4
Off-Site Groundwater Analytical Results
Ford Livonia Transmission Plant
36200 Plymouth Road
Livonia, Michigan

Location: / Screen Interval (ft. bgs): / Sample Date:	Unit	Residential Drinking Water Criteria	MW-100S 3-13					MW-101S 4.5-14.5											MW-102 10-15										
			5/21/2020	8/11/2020	11/16/2020	2/12/2021	5/20/2021	12/21/2018	3/6/2019	5/8/2019	9/16/2019	11/13/2019	2/3/2020	5/20/2020	8/10/2020	11/12/2020	2/12/2021	5/20/2021	12/19/2018	2/25/2019	5/17/2019	9/18/2019	11/18/2019	2/14/2020	5/22/2020	8/14/2020	11/12/2020	2/18/2021	5/18/2021
Semi-volatile Organic Compounds (SVOCs)																													
1,4-Dioxane	µg/L	7.2*	< 2.0	< 2.0	< 2.0	< 2.0	< 2.0	< 2.0	< 2.0	< 2.0	< 2.0	< 2.0	< 2.0	< 2.0	< 2.0	< 2.0	< 2.0	< 2.0	1.7 J	1.3 J	1.1 J	1.0 J	1.0 J	1.4 J	1.4 J	< 2.0	0.88 J	0.90 J	0.89 J
Volatile Organic Compounds (VOCs)																													
1,1-Dichloroethene	µg/L	7.0	< 1.0	< 1.0	< 1.0	< 1.0	< 1.0	< 1.0	< 1.0	< 1.0	< 1.0	< 1.0	< 1.0	< 1.0	< 1.0	< 1.0	< 1.0	< 1.0	< 1.0	< 1.0	< 1.0	< 1.0	< 1.0	< 1.0	< 1.0	< 1.0	< 1.0	< 1.0	< 1.0
cis-1,2-Dichloroethene	µg/L	70	< 1.0	< 1.0	< 1.0	< 1.0	< 1.0	< 1.0	< 1.0	< 1.0	< 1.0	< 1.0	< 1.0	< 1.0	< 1.0	< 1.0	< 1.0	< 1.0	< 1.0	< 1.0	< 1.0	< 1.0	< 1.0	< 1.0	< 1.0	< 1.0	< 1.0	< 1.0	< 1.0
Tetrachloroethene	µg/L	5.0	< 1.0	< 1.0	< 1.0	< 1.0	< 1.0	< 1.0	< 1.0	< 1.0	< 1.0	< 1.0	< 1.0	< 1.0	< 1.0	< 1.0	< 1.0	< 1.0	< 1.0	< 1.0	< 1.0	< 1.0	< 1.0	< 1.0	< 1.0	< 1.0	< 1.0	< 1.0	< 1.0
trans-1,2-Dichloroethene	µg/L	100	< 1.0	< 1.0	< 1.0	< 1.0	< 1.0	< 1.0	< 1.0	< 1.0	< 1.0	< 1.0	< 1.0	< 1.0	< 1.0	< 1.0	< 1.0	< 1.0	< 1.0	< 1.0	< 1.0	< 1.0	< 1.0	< 1.0	< 1.0	< 1.0	< 1.0	< 1.0	< 1.0
Trichloroethene	µg/L	1.0**	< 1.0	< 1.0	< 1.0	< 1.0	< 1.0	< 1.0	< 1.0	< 1.0	< 1.0	< 1.0	< 1.0	< 1.0	< 1.0	< 1.0	< 1.0	< 1.0	< 1.0	< 1.0	< 1.0	< 1.0	< 1.0	< 1.0	< 1.0	< 1.0	< 1.0	< 1.0	< 1.0
Vinyl chloride	µg/L	1.0**	< 1.0	< 1.0	< 1.0	< 1.0	< 1.0	< 1.0	< 1.0 UB	< 1.0	< 1.0	< 1.0	< 1.0	< 1.0	< 1.0	< 1.0	< 1.0	< 1.0	**1.6**	**1.7**	**1.8**	1.0	**1.4**	**1.3**	**1.5**	< 1.0	**1.2**	**2.2**	**1.5**
Metals																													
Iron, Dissolved	µg/L	300	NA	NA	NA	NA	NA	NA	NA	NA	NA	NA	NA	NA	NA	NA	NA	NA	NA	NA	NA	NA	NA	NA	NA	NA	NA	NA	NA
Iron, Total	µg/L	300	NA	NA	NA	NA	NA	NA	NA	NA	NA	NA	NA	NA	NA	NA	NA	NA	NA	NA	NA	NA	NA	NA	NA	NA	NA	NA	NA
Manganese, Dissolved	µg/L	50	NA	NA	NA	NA	NA	NA	NA	NA	NA	NA	NA	NA	NA	NA	NA	NA	NA	NA	NA	NA	NA	NA	NA	NA	NA	NA	NA
Manganese, Total	µg/L	50	NA	NA	NA	NA	NA	NA	NA	NA	NA	NA	NA	NA	NA	NA	NA	NA	NA	NA	NA	NA	NA	NA	NA	NA	NA	NA	NA
Anions																													
Nitrate-N	mg/L	10	NA	NA	NA	NA	NA	NA	NA	NA	NA	NA	NA	NA	NA	NA	NA	NA	NA	NA	NA	NA	NA	NA	NA	NA	NA	NA	NA
Sulfate	mg/L	250	NA	NA	NA	NA	NA	NA	NA	NA	NA	NA	NA	NA	NA	NA	NA	NA	NA	NA	NA	NA	NA	NA	NA	NA	NA	NA	NA
Total Organic Carbon (TOC)																													
Carbon, Dissolved	mg/L	NS	NA	NA	NA	NA	NA	NA	NA	NA	NA	NA	NA	NA	NA	NA	NA	NA	NA	NA	NA	NA	NA	NA	NA	NA	NA	NA	NA
Total Organic Carbon	mg/L	NS	NA	NA	NA	NA	NA	NA	NA	NA	NA	NA	NA	NA	NA	NA	NA	NA	NA	NA	NA	NA	NA	NA	NA	NA	NA	NA	NA
Gases																													
Ethane	µg/L	NS	NA	NA	NA	NA	NA	NA	NA	NA	NA	NA	NA	NA	NA	NA	NA	NA	NA	NA	NA	NA	NA	NA	NA	NA	NA	NA	NA
Ethene	µg/L	NS	NA	NA	NA	NA	NA	NA	NA	NA	NA	NA	NA	NA	NA	NA	NA	NA	NA	NA	NA	NA	NA	NA	NA	NA	NA	NA	NA
Methane	µg/L	NS	NA	NA	NA	NA	NA	NA	NA	NA	NA	NA	NA	NA	NA	NA	NA	NA	NA	NA	NA	NA	NA	NA	NA	NA	NA	NA	NA

See Notes on Last Page.

Table 4
Off-Site Groundwater Analytical Results
Ford Livonia Transmission Plant
36200 Plymouth Road
Livonia, Michigan

Location: / Screen Interval (ft. bgs): / Sample Date:	Unit	Residential Drinking Water Criteria	MW-102S 2.5-12.5											MW-105S 2.5-12.5											MW-106S 2.5-12.5					
			12/19/2018	2/25/2019	5/14/2019	9/18/2019	11/18/2019	2/14/2020	5/22/2020	8/14/2020	11/12/2020	2/18/2021	5/18/2021	12/26/2018	2/25/2019	5/14/2019	9/16/2019	11/13/2019	2/12/2020	5/20/2020	8/14/2020	11/12/2020	3/1/2021	5/18/2021	12/19/2018	2/27/2019	5/16/2019	9/23/2019	11/15/2019	2/10/2020
Semi-volatile Organic Compounds (SVOCs)																														
1,4-Dioxane	µg/L	7.2*	< 2.0	< 2.0	< 2.0	< 2.0	< 2.0	< 2.0	< 2.0	< 2.0	< 2.0	< 2.0	< 2.0	< 2.0	< 2.0	< 2.0	< 2.0	0.55 J	< 2.0	< 2.0	< 2.0	< 2.0	< 2.0	< 2.0	< 2.0	< 2.0	< 2.0	< 2.0	< 2.0	< 2.0
Volatile Organic Compounds (VOCs)																														
1,1-Dichloroethene	µg/L	7.0	< 1.0	< 1.0	< 1.0	< 1.0	< 1.0	< 1.0	< 1.0	< 1.0	< 1.0	< 1.0	< 1.0	< 1.0	< 1.0	< 1.0	< 1.0	< 1.0 J	< 1.0	< 1.0	< 1.0	< 1.0	< 1.0	< 1.0	< 1.0	< 1.0	< 1.0	< 1.0	< 1.0	< 1.0
cis-1,2-Dichloroethene	µg/L	70	< 1.0	< 1.0	< 1.0	< 1.0	< 1.0	< 1.0	< 1.0	< 1.0	< 1.0	< 1.0	< 1.0	< 1.0	< 1.0	< 1.0	< 1.0	< 1.0 J	< 1.0	< 1.0	< 1.0	< 1.0	< 1.0	< 1.0	< 1.0	< 1.0	< 1.0	< 1.0	< 1.0	< 1.0
Tetrachloroethene	µg/L	5.0	< 1.0	< 1.0	< 1.0	< 1.0	< 1.0	< 1.0	< 1.0	< 1.0	< 1.0	< 1.0	< 1.0	< 1.0	< 1.0	< 1.0	< 1.0	< 1.0 J	< 1.0	< 1.0	< 1.0	< 1.0	< 1.0	< 1.0	< 1.0 J	< 1.0	< 1.0	< 1.0	< 1.0	< 1.0
trans-1,2-Dichloroethene	µg/L	100	< 1.0	< 1.0	< 1.0	< 1.0	< 1.0	< 1.0	< 1.0	< 1.0	< 1.0	< 1.0	< 1.0	< 1.0	< 1.0	< 1.0	< 1.0	< 1.0 J	< 1.0	< 1.0	< 1.0	< 1.0	< 1.0	< 1.0	< 1.0	< 1.0	< 1.0	< 1.0	< 1.0 J	< 1.0
Trichloroethene	µg/L	1.0**	< 1.0	< 1.0	< 1.0	< 1.0	< 1.0	< 1.0	< 1.0	< 1.0	< 1.0	< 1.0	< 1.0	< 1.0	< 1.0	< 1.0	< 1.0	< 1.0 J	< 1.0	< 1.0	< 1.0	< 1.0	< 1.0	< 1.0	< 1.0 J	< 1.0	< 1.0	< 1.0	< 1.0	< 1.0
Vinyl chloride	µg/L	1.0**	< 1.0	< 1.0	< 1.0	< 1.0	< 1.0	< 1.0	< 1.0	< 1.0	< 1.0	< 1.0	< 1.0	< 1.0	< 1.0	< 1.0	< 1.0	< 1.0 J	< 1.0	< 1.0	< 1.0	< 1.0	< 1.0	< 1.0	< 1.0	< 1.0	< 1.0	< 1.0	< 1.0	< 1.0
Metals																														
Iron, Dissolved	µg/L	300	NA	NA	NA	NA	NA	NA	NA	NA	NA	NA	NA	NA	NA	NA	NA	NA	NA	NA	NA	NA	NA	NA	NA	NA	NA	NA	NA	NA
Iron, Total	µg/L	300	NA	NA	NA	NA	NA	NA	NA	NA	NA	NA	NA	NA	NA	NA	NA	NA	NA	NA	NA	NA	NA	NA	NA	NA	NA	NA	NA	NA
Manganese, Dissolved	µg/L	50	NA	NA	NA	NA	NA	NA	NA	NA	NA	NA	NA	NA	NA	NA	NA	NA	NA	NA	NA	NA	NA	NA	NA	NA	NA	NA	NA	NA
Manganese, Total	µg/L	50	NA	NA	NA	NA	NA	NA	NA	NA	NA	NA	NA	NA	NA	NA	NA	NA	NA	NA	NA	NA	NA	NA	NA	NA	NA	NA	NA	NA
Anions																														
Nitrate-N	mg/L	10	NA	NA	NA	NA	NA	NA	NA	NA	NA	NA	NA	NA	NA	NA	NA	NA	NA	NA	NA	NA	NA	NA	NA	NA	NA	NA	NA	NA
Sulfate	mg/L	250	NA	NA	NA	NA	NA	NA	NA	NA	NA	NA	NA	NA	NA	NA	NA	NA	NA	NA	NA	NA	NA	NA	NA	NA	NA	NA	NA	NA
Total Organic Carbon (TOC)																														
Carbon, Dissolved	mg/L	NS	NA	NA	NA	NA	NA	NA	NA	NA	NA	NA	NA	NA	NA	NA	NA	NA	NA	NA	NA	NA	NA	NA	NA	NA	NA	NA	NA	NA
Total Organic Carbon	mg/L	NS	NA	NA	NA	NA	NA	NA	NA	NA	NA	NA	NA	NA	NA	NA	NA	NA	NA	NA	NA	NA	NA	NA	NA	NA	NA	NA	NA	NA
Gases																														
Ethane	µg/L	NS	NA	NA	NA	NA	NA	NA	NA	NA	NA	NA	NA	NA	NA	NA	NA	NA	NA	NA	NA	NA	NA	NA	NA	NA	NA	NA	NA	NA
Ethene	µg/L	NS	NA	NA	NA	NA	NA	NA	NA	NA	NA	NA	NA	NA	NA	NA	NA	NA	NA	NA	NA	NA	NA	NA	NA	NA	NA	NA	NA	NA
Methane	µg/L	NS	NA	NA	NA	NA	NA	NA	NA	NA	NA	NA	NA	NA	NA	NA	NA	NA	NA	NA	NA	NA	NA	NA	NA	NA	NA	NA	NA	NA

See Notes on Last Page.

Table 4
Off-Site Groundwater Analytical Results
Ford Livonia Transmission Plant
36200 Plymouth Road
Livonia, Michigan

Location: / Screen Interval (ft. bgs): / Sample Date:	Unit	Residential Drinking Water Criteria	MW-106S 2.5-12.5					MW-107S 2.5-12.5											MW-108S 2.5-12.5										MW-131S 2.5-12.5			
			5/19/2020	8/5/2020	11/12/2020	2/11/2021	5/18/2021	12/26/2018	2/27/2019	5/10/2019	9/24/2019	11/12/2019	2/10/2020	5/19/2020	8/4/2020	11/6/2020	2/15/2021	5/6/2021	12/26/2018	5/14/2019	9/19/2019	11/12/2019	2/3/2020	5/19/2020	8/14/2020	11/11/2020	2/18/2021	5/13/2021	12/26/2018	2/26/2019	5/14/2019	9/16/2019
Semi-volatile Organic Compounds (SVOCs)																															
1,4-Dioxane	µg/L	7.2*	< 2.0	< 2.0	< 2.0	< 2.0	< 2.0	< 2.0	< 2.0	< 2.0	< 2.0	< 2.0	< 2.0	< 2.0	< 2.0	< 2.0	< 2.0	< 2.0	0.90 J	0.93 J	< 2.0	< 2.0	< 2.0	< 2.0	1.2 J	< 2.0	< 2.0	< 2.0	1.0 J	< 2.0	1.3 J	1.3 J
Volatile Organic Compounds (VOCs)																															
1,1-Dichloroethene	µg/L	7.0	< 1.0	< 1.0	< 1.0	< 1.0	< 1.0	< 1.0	< 1.0	< 1.0	< 1.0	< 1.0	< 1.0	< 1.0	< 1.0	< 1.0	< 1.0	< 1.0	< 1.0	< 1.0	< 1.0	< 1.0	< 1.0	< 1.0	< 1.0	< 1.0	< 1.0	< 1.0	< 1.0	< 1.0	< 1.0	< 1.0
cis-1,2-Dichloroethene	µg/L	70	< 1.0	< 1.0	< 1.0	< 1.0	< 1.0	< 1.0	< 1.0	< 1.0	< 1.0	< 1.0	< 1.0	< 1.0	< 1.0	< 1.0	< 1.0	< 1.0	< 1.0	< 1.0	< 1.0	< 1.0	< 1.0	< 1.0	< 1.0	< 1.0	< 1.0	< 1.0	< 1.0	< 1.0	< 1.0	< 1.0
Tetrachloroethene	µg/L	5.0	< 1.0	< 1.0	< 1.0	< 1.0	< 1.0	< 1.0	< 1.0 J	< 1.0	< 1.0	< 1.0	< 1.0	< 1.0	< 1.0	< 1.0	< 1.0	< 1.0	< 1.0	< 1.0	< 1.0	< 1.0	< 1.0	< 1.0	< 1.0	< 1.0	< 1.0	< 1.0	< 1.0	< 1.0	< 1.0	< 1.0
trans-1,2-Dichloroethene	µg/L	100	< 1.0	< 1.0	< 1.0	< 1.0	< 1.0	< 1.0	< 1.0	< 1.0	< 1.0	< 1.0	< 1.0	< 1.0	< 1.0	< 1.0	< 1.0	< 1.0	< 1.0	< 1.0	< 1.0	< 1.0	< 1.0	< 1.0	< 1.0	< 1.0	< 1.0	< 1.0	< 1.0	< 1.0	< 1.0	< 1.0
Trichloroethene	µg/L	1.0**	< 1.0	< 1.0	< 1.0	< 1.0	< 1.0	< 1.0	< 1.0 J	< 1.0	< 1.0	< 1.0	< 1.0	< 1.0	< 1.0	< 1.0	< 1.0	< 1.0	< 1.0	< 1.0	< 1.0	< 1.0	< 1.0	< 1.0	< 1.0	< 1.0	< 1.0	< 1.0	< 1.0	< 1.0	< 1.0	< 1.0
Vinyl chloride	µg/L	1.0**	< 1.0	< 1.0	< 1.0	< 1.0	< 1.0	< 1.0	< 1.0	< 1.0	< 1.0	< 1.0	< 1.0	< 1.0	< 1.0	< 1.0	< 1.0	< 1.0	< 1.0	< 1.0	< 1.0	< 1.0	< 1.0	< 1.0	< 1.0	< 1.0	< 1.0	< 1.0	0.98 J	0.69 J	0.85 J	0.87 J
Metals																															
Iron, Dissolved	µg/L	300	NA	NA	NA	NA	NA	NA	NA	NA	NA	NA	NA	NA	NA	NA	NA	NA	NA	NA	NA	NA	NA	NA	NA	NA	NA	NA	NA	NA	NA	NA
Iron, Total	µg/L	300	NA	NA	NA	NA	NA	NA	NA	NA	NA	NA	NA	NA	NA	NA	NA	NA	NA	NA	NA	NA	NA	NA	NA	NA	NA	NA	NA	NA	NA	NA
Manganese, Dissolved	µg/L	50	NA	NA	NA	NA	NA	NA	NA	NA	NA	NA	NA	NA	NA	NA	NA	NA	NA	NA	NA	NA	NA	NA	NA	NA	NA	NA	NA	NA	NA	NA
Manganese, Total	µg/L	50	NA	NA	NA	NA	NA	NA	NA	NA	NA	NA	NA	NA	NA	NA	NA	NA	NA	NA	NA	NA	NA	NA	NA	NA	NA	NA	NA	NA	NA	NA
Anions																															
Nitrate-N	mg/L	10	NA	NA	NA	NA	NA	NA	NA	NA	NA	NA	NA	NA	NA	NA	NA	NA	NA	NA	NA	NA	NA	NA	NA	NA	NA	NA	NA	NA	NA	NA
Sulfate	mg/L	250	NA	NA	NA	NA	NA	NA	NA	NA	NA	NA	NA	NA	NA	NA	NA	NA	NA	NA	NA	NA	NA	NA	NA	NA	NA	NA	NA	NA	NA	NA
Total Organic Carbon (TOC)																															
Carbon, Dissolved	mg/L	NS	NA	NA	NA	NA	NA	NA	NA	NA	NA	NA	NA	NA	NA	NA	NA	NA	NA	NA	NA	NA	NA	NA	NA	NA	NA	NA	NA	NA	NA	NA
Total Organic Carbon	mg/L	NS	NA	NA	NA	NA	NA	NA	NA	NA	NA	NA	NA	NA	NA	NA	NA	NA	NA	NA	NA	NA	NA	NA	NA	NA	NA	NA	NA	NA	NA	NA
Gases																															
Ethane	µg/L	NS	NA	NA	NA	NA	NA	NA	NA	NA	NA	NA	NA	NA	NA	NA	NA	NA	NA	NA	NA	NA	NA	NA	NA	NA	NA	NA	NA	NA	NA	NA
Ethene	µg/L	NS	NA	NA	NA	NA	NA	NA	NA	NA	NA	NA	NA	NA	NA	NA	NA	NA	NA	NA	NA	NA	NA	NA	NA	NA	NA	NA	NA	NA	NA	NA
Methane	µg/L	NS	NA	NA	NA	NA	NA	NA	NA	NA	NA	NA	NA	NA	NA	NA	NA	NA	NA	NA	NA	NA	NA	NA	NA	NA	NA	NA	NA	NA	NA	NA

See Notes on Last Page.

Table 4
Off-Site Groundwater Analytical Results
Ford Livonia Transmission Plant
36200 Plymouth Road
Livonia, Michigan

Location:			MW-131S							MW-132S											MW-133S								
Screen Interval (ft. bgs):		Residential	2.5-12.5							2.5-12.5											4-9								
Sample Date:	Unit	Drinking Water Criteria	11/12/2019	2/4/2020	5/19/2020	8/17/2020	11/12/2020	2/26/2021	5/18/2021	12/26/2018	2/26/2019	5/14/2019	9/16/2019	11/12/2019	2/4/2020	5/19/2020	8/13/2020	11/18/2020	2/26/2021	5/18/2021	2/14/2019	5/23/2019	9/17/2019	11/7/2019	2/10/2020	8/10/2020	11/4/2020	2/22/2021	5/10/2021
Semi-volatile Organic Compounds (SVOCs)																													
1,4-Dioxane	µg/L	7.2*	0.52 J	< 2.0	1.1 J	1.1 J	< 2.0	< 2.0	< 2.0	< 2.0	< 2.0	< 2.0	< 2.0	< 2.0	< 2.0	< 2.0	< 2.0	< 2.0	< 2.0	< 2.0	< 2.0	< 2.0	< 2.0	< 2.0	< 2.0	< 2.0	< 2.0	< 2.0	< 2.0
Volatile Organic Compounds (VOCs)																													
1,1-Dichloroethene	µg/L	7.0	< 1.0	< 1.0	< 1.0	< 1.0	< 1.0	< 1.0	< 1.0	< 1.0	< 1.0	< 1.0	< 1.0	< 1.0	< 1.0	< 1.0	< 1.0	< 1.0	< 1.0	< 1.0	< 1.0	< 1.0	< 1.0	< 1.0	< 1.0	< 1.0	< 1.0	< 1.0	< 1.0
cis-1,2-Dichloroethene	µg/L	70	< 1.0	< 1.0	< 1.0	< 1.0	< 1.0	< 1.0	< 1.0	< 1.0	< 1.0	< 1.0	< 1.0	< 1.0	< 1.0	< 1.0	< 1.0	< 1.0	< 1.0	< 1.0	< 1.0	< 1.0	< 1.0	< 1.0	< 1.0	< 1.0	< 1.0	< 1.0	< 1.0
Tetrachloroethene	µg/L	5.0	< 1.0	< 1.0	< 1.0	< 1.0	< 1.0	< 1.0	< 1.0	< 1.0	< 1.0	< 1.0	< 1.0	< 1.0	< 1.0	< 1.0	< 1.0	< 1.0	< 1.0	< 1.0	< 1.0	< 1.0	< 1.0	< 1.0	< 1.0	< 1.0	< 1.0	< 1.0	< 1.0
trans-1,2-Dichloroethene	µg/L	100	< 1.0	< 1.0	< 1.0	< 1.0	< 1.0	< 1.0	< 1.0	< 1.0	< 1.0	< 1.0	< 1.0	< 1.0	< 1.0	< 1.0	< 1.0	< 1.0	< 1.0	< 1.0	< 1.0	< 1.0	< 1.0	< 1.0	< 1.0	< 1.0	< 1.0	< 1.0	< 1.0
Trichloroethene	µg/L	1.0**	< 1.0	< 1.0	< 1.0	< 1.0	< 1.0	< 1.0	< 1.0	< 1.0	< 1.0	< 1.0	< 1.0	< 1.0	< 1.0	< 1.0	< 1.0	< 1.0	< 1.0	< 1.0	< 1.0 J	< 1.0	< 1.0	< 1.0	< 1.0	< 1.0	< 1.0	< 1.0	< 1.0
Vinyl chloride	µg/L	1.0**	**1.2**	0.52 J	**1.2**	1.0	0.59 J	**1.1**	0.99 J	< 1.0	< 1.0	< 1.0	< 1.0	< 1.0	< 1.0	< 1.0	< 1.0	< 1.0	< 1.0	< 1.0	< 1.0	< 1.0	< 1.0	< 1.0	< 1.0	< 1.0	< 1.0	< 1.0	< 1.0
Metals																													
Iron, Dissolved	µg/L	300	NA	NA	NA	NA	NA	NA	NA	NA	NA	NA	NA	NA	NA	NA	NA	NA	NA	NA	NA	NA	NA	NA	NA	NA	NA	NA	NA
Iron, Total	µg/L	300	NA	NA	NA	NA	NA	NA	NA	NA	NA	NA	NA	NA	NA	NA	NA	NA	NA	NA	NA	NA	NA	NA	NA	NA	NA	NA	NA
Manganese, Dissolved	µg/L	50	NA	NA	NA	NA	NA	NA	NA	NA	NA	NA	NA	NA	NA	NA	NA	NA	NA	NA	NA	NA	NA	NA	NA	NA	NA	NA	NA
Manganese, Total	µg/L	50	NA	NA	NA	NA	NA	NA	NA	NA	NA	NA	NA	NA	NA	NA	NA	NA	NA	NA	NA	NA	NA	NA	NA	NA	NA	NA	NA
Anions																													
Nitrate-N	mg/L	10	NA	NA	NA	NA	NA	NA	NA	NA	NA	NA	NA	NA	NA	NA	NA	NA	NA	NA	NA	NA	NA	NA	NA	NA	NA	NA	NA
Sulfate	mg/L	250	NA	NA	NA	NA	NA	NA	NA	NA	NA	NA	NA	NA	NA	NA	NA	NA	NA	NA	NA	NA	NA	NA	NA	NA	NA	NA	NA
Total Organic Carbon (TOC)																													
Carbon, Dissolved	mg/L	NS	NA	NA	NA	NA	NA	NA	NA	NA	NA	NA	NA	NA	NA	NA	NA	NA	NA	NA	NA	NA	NA	NA	NA	NA	NA	NA	NA
Total Organic Carbon	mg/L	NS	NA	NA	NA	NA	NA	NA	NA	NA	NA	NA	NA	NA	NA	NA	NA	NA	NA	NA	NA	NA	NA	NA	NA	NA	NA	NA	NA
Gases																													
Ethane	µg/L	NS	NA	NA	NA	NA	NA	NA	NA	NA	NA	NA	NA	NA	NA	NA	NA	NA	NA	NA	NA	NA	NA	NA	NA	NA	NA	NA	NA
Ethene	µg/L	NS	NA	NA	NA	NA	NA	NA	NA	NA	NA	NA	NA	NA	NA	NA	NA	NA	NA	NA	NA	NA	NA	NA	NA	NA	NA	NA	NA
Methane	µg/L	NS	NA	NA	NA	NA	NA	NA	NA	NA	NA	NA	NA	NA	NA	NA	NA	NA	NA	NA	NA	NA	NA	NA	NA	NA	NA	NA	NA

See Notes on Last Page.

Table 4
Off-Site Groundwater Analytical Results
Ford Livonia Transmission Plant
36200 Plymouth Road
Livonia, Michigan

Location:			MW-134S									MW-135S									MW-136S									
Screen Interval (ft. bgs):		Residential Drinking Water Criteria	5-10									5-10									2-7									
Sample Date:	Unit		2/14/2019	5/20/2019	9/17/2019	11/5/2019	2/11/2020	8/7/2020	11/4/2020	2/19/2021	5/10/2021	2/14/2019	5/20/2019	9/16/2019	11/5/2019	2/12/2020	8/5/2020	11/11/2020	2/18/2021	5/13/2021	2/19/2019	5/22/2019	9/18/2019	11/13/2019	2/10/2020	5/19/2020	8/4/2020	11/6/2020	2/15/2021	5/5/2021
Semi-volatile Organic Compounds (SVOCs)																														
1,4-Dioxane	µg/L	7.2*	< 2.0	< 2.0	< 2.0	< 2.0	< 2.0	< 2.0	< 2.0	< 2.0	< 2.0	< 2.0	< 2.0	< 2.0	< 2.0	< 2.0	< 2.0	< 2.0	< 2.0	< 2.0	< 2.0	< 2.0	< 2.0	< 2.0	< 2.0	< 2.0	< 2.0	< 2.0	< 2.0	< 2.0
Volatile Organic Compounds (VOCs)																														
1,1-Dichloroethene	µg/L	7.0	< 1.0	< 1.0	< 1.0	< 1.0	< 1.0	< 1.0	< 1.0	< 1.0	< 1.0	< 1.0	< 1.0	< 1.0	< 1.0	< 1.0	< 1.0	< 1.0	< 1.0	< 1.0	< 1.0	< 1.0	< 1.0	< 1.0	< 1.0	< 1.0	< 1.0	< 1.0	< 1.0	< 1.0
cis-1,2-Dichloroethene	µg/L	70	< 1.0	< 1.0	< 1.0	< 1.0	< 1.0	< 1.0	< 1.0	< 1.0	< 1.0	< 1.0	< 1.0	< 1.0	< 1.0	< 1.0	< 1.0	< 1.0	< 1.0	< 1.0	< 1.0	< 1.0	< 1.0	< 1.0	< 1.0	< 1.0	< 1.0	< 1.0	< 1.0	< 1.0
Tetrachloroethene	µg/L	5.0	< 1.0	< 1.0	< 1.0	< 1.0	< 1.0	< 1.0	< 1.0	< 1.0	< 1.0	< 1.0	< 1.0	< 1.0	< 1.0	< 1.0	< 1.0	< 1.0	< 1.0	< 1.0	< 1.0	< 1.0	< 1.0	< 1.0	< 1.0	< 1.0	< 1.0	< 1.0	< 1.0	< 1.0
trans-1,2-Dichloroethene	µg/L	100	< 1.0	< 1.0	< 1.0	< 1.0	< 1.0	< 1.0	< 1.0	< 1.0	< 1.0	< 1.0	< 1.0	< 1.0	< 1.0	< 1.0	< 1.0	< 1.0	< 1.0	< 1.0	< 1.0	< 1.0	< 1.0	< 1.0	< 1.0	< 1.0	< 1.0	< 1.0	< 1.0	< 1.0
Trichloroethene	µg/L	1.0**	< 1.0 J	< 1.0	< 1.0	< 1.0	< 1.0	< 1.0	< 1.0	< 1.0	< 1.0	< 1.0 J	< 1.0	< 1.0	< 1.0	< 1.0	< 1.0	< 1.0	< 1.0	< 1.0	< 1.0 J	< 1.0	< 1.0	< 1.0	< 1.0	< 1.0	< 1.0	< 1.0	< 1.0	< 1.0
Vinyl chloride	µg/L	1.0**	< 1.0	< 1.0	< 1.0	< 1.0	0.38 J	< 1.0	< 1.0	< 1.0	< 1.0	< 1.0	< 1.0	< 1.0	< 1.0	< 1.0	< 1.0	< 1.0	< 1.0	< 1.0	< 1.0	< 1.0	0.96 J	< 1.0	< 1.0	< 1.0	< 1.0	**1.4**	< 1.0	< 1.0
Metals																														
Iron, Dissolved	µg/L	300	NA	NA	NA	NA	NA	NA	NA	NA	NA	NA	NA	NA	NA	NA	NA	NA	NA	NA	NA	NA	NA	NA	NA	NA	NA	NA	NA	NA
Iron, Total	µg/L	300	NA	NA	NA	NA	NA	NA	NA	NA	NA	NA	NA	NA	NA	NA	NA	NA	NA	NA	NA	NA	NA	NA	NA	NA	NA	NA	NA	NA
Manganese, Dissolved	µg/L	50	NA	NA	NA	NA	NA	NA	NA	NA	NA	NA	NA	NA	NA	NA	NA	NA	NA	NA	NA	NA	NA	NA	NA	NA	NA	NA	NA	NA
Manganese, Total	µg/L	50	NA	NA	NA	NA	NA	NA	NA	NA	NA	NA	NA	NA	NA	NA	NA	NA	NA	NA	NA	NA	NA	NA	NA	NA	NA	NA	NA	NA
Anions																														
Nitrate-N	mg/L	10	NA	NA	NA	NA	NA	NA	NA	NA	NA	NA	NA	NA	NA	NA	NA	NA	NA	NA	NA	NA	NA	NA	NA	NA	NA	NA	NA	NA
Sulfate	mg/L	250	NA	NA	NA	NA	NA	NA	NA	NA	NA	NA	NA	NA	NA	NA	NA	NA	NA	NA	NA	NA	NA	NA	NA	NA	NA	NA	NA	NA
Total Organic Carbon (TOC)																														
Carbon, Dissolved	mg/L	NS	NA	NA	NA	NA	NA	NA	NA	NA	NA	NA	NA	NA	NA	NA	NA	NA	NA	NA	NA	NA	NA	NA	NA	NA	NA	NA	NA	NA
Total Organic Carbon	mg/L	NS	NA	NA	NA	NA	NA	NA	NA	NA	NA	NA	NA	NA	NA	NA	NA	NA	NA	NA	NA	NA	NA	NA	NA	NA	NA	NA	NA	NA
Gases																														
Ethane	µg/L	NS	NA	NA	NA	NA	NA	NA	NA	NA	NA	NA	NA	NA	NA	NA	NA	NA	NA	NA	NA	NA	NA	NA	NA	NA	NA	NA	NA	NA
Ethene	µg/L	NS	NA	NA	NA	NA	NA	NA	NA	NA	NA	NA	NA	NA	NA	NA	NA	NA	NA	NA	NA	NA	NA	NA	NA	NA	NA	NA	NA	NA
Methane	µg/L	NS	NA	NA	NA	NA	NA	NA	NA	NA	NA	NA	NA	NA	NA	NA	NA	NA	NA	NA	NA	NA	NA	NA	NA	NA	NA	NA	NA	NA

See Notes on Last Page.

Table 4
Off-Site Groundwater Analytical Results
Ford Livonia Transmission Plant
36200 Plymouth Road
Livonia, Michigan

Location:			MW-137S										MW-138S										MW-139S									
Screen Interval (ft. bgs):		Residential Drinking	2-7										2-7										2-7									
Sample Date:	Unit	Water Criteria	2/23/2019	5/13/2019	9/23/2019	11/5/2019	2/4/2020	5/19/2020	8/4/2020	11/5/2020	2/10/2021	5/20/2021	2/19/2019	5/16/2019	9/23/2019	11/15/2019	2/12/2020	5/26/2020	8/5/2020	11/12/2020	2/10/2021	5/18/2021	2/26/2019	5/9/2019	9/20/2019	11/13/2019	2/12/2020	5/19/2020	8/6/2020	11/16/2020	2/19/2021	5/12/2021
Semi-volatile Organic Compounds (SVOCs)																																
1,4-Dioxane	µg/L	7.2*	< 2.0	< 2.0	< 2.0	< 2.0	< 2.0	< 2.0	< 2.0	< 2.0	< 2.0	< 2.0	< 2.0	< 2.0	< 2.0	< 2.0	< 2.0	< 2.0	< 2.0	< 2.0	< 2.0	< 2.0	< 2.0	< 2.0	< 2.0	< 2.0	< 2.0	< 2.0	< 2.0	< 2.0	< 2.0	< 2.0
Volatile Organic Compounds (VOCs)																																
1,1-Dichloroethene	µg/L	7.0	< 1.0	< 1.0	< 1.0	< 1.0	< 1.0	< 1.0	< 1.0	< 1.0 J	< 1.0	< 1.0	< 1.0	< 1.0	< 1.0	< 1.0	< 1.0	< 1.0	< 1.0	< 1.0	< 1.0	< 1.0	< 1.0	< 1.0	< 1.0	< 1.0	< 1.0	< 1.0	< 1.0	< 1.0	< 1.0	< 1.0
cis-1,2-Dichloroethene	µg/L	70	< 1.0	< 1.0	< 1.0	< 1.0	< 1.0	< 1.0	< 1.0	< 1.0	< 1.0	< 1.0	< 1.0	< 1.0	< 1.0	< 1.0	< 1.0	< 1.0	< 1.0	< 1.0	< 1.0	< 1.0	< 1.0	< 1.0	< 1.0	< 1.0	< 1.0	< 1.0	< 1.0	< 1.0 UB	< 1.0	< 1.0
Tetrachloroethene	µg/L	5.0	< 1.0	< 1.0	< 1.0	< 1.0	< 1.0	< 1.0	< 1.0	< 1.0	< 1.0	< 1.0	< 1.0	< 1.0	< 1.0	< 1.0	< 1.0	< 1.0	< 1.0	< 1.0	< 1.0	< 1.0	< 1.0	< 1.0	< 1.0	< 1.0	< 1.0	< 1.0	< 1.0	< 1.0	< 1.0	< 1.0
trans-1,2-Dichloroethene	µg/L	100	< 1.0	< 1.0	< 1.0	< 1.0	< 1.0	< 1.0	< 1.0	< 1.0	< 1.0	< 1.0	< 1.0	< 1.0	< 1.0	< 1.0 J	< 1.0	< 1.0	< 1.0	< 1.0	< 1.0	< 1.0	< 1.0	< 1.0	< 1.0	< 1.0	< 1.0	< 1.0	< 1.0	< 1.0	< 1.0	< 1.0
Trichloroethene	µg/L	1.0**	< 1.0	< 1.0	< 1.0	< 1.0	< 1.0	< 1.0	< 1.0	< 1.0	< 1.0	< 1.0	< 1.0 J	< 1.0	< 1.0	< 1.0	< 1.0	< 1.0	< 1.0	< 1.0	< 1.0	< 1.0	< 1.0	< 1.0	< 1.0	< 1.0	< 1.0	< 1.0	< 1.0	< 1.0	< 1.0	< 1.0
Vinyl chloride	µg/L	1.0**	< 1.0	0.91 J	**1.1**	0.50 J	0.27 J	< 1.0	0.54 J	0.43 J	0.33 J	0.70 J	**1.7**	**1.6**	**1.4**	**1.2**	**1.3**	**2.8**	**2.1**	**1.8**	**1.3**	**2.2**	< 1.0	< 1.0	< 1.0	< 1.0	< 1.0	< 1.0	< 1.0	< 1.0	< 1.0	< 1.0
Metals																																
Iron, Dissolved	µg/L	300	NA	NA	NA	NA	NA	NA	NA	NA	NA	NA	NA	NA	NA	NA	NA	NA	NA	NA	NA	NA	NA	NA	NA	NA	NA	NA	NA	NA	NA	NA
Iron, Total	µg/L	300	NA	NA	NA	NA	NA	NA	NA	NA	NA	NA	NA	NA	NA	NA	NA	NA	NA	NA	NA	NA	NA	NA	NA	NA	NA	NA	NA	NA	NA	NA
Manganese, Dissolved	µg/L	50	NA	NA	NA	NA	NA	NA	NA	NA	NA	NA	NA	NA	NA	NA	NA	NA	NA	NA	NA	NA	NA	NA	NA	NA	NA	NA	NA	NA	NA	NA
Manganese, Total	µg/L	50	NA	NA	NA	NA	NA	NA	NA	NA	NA	NA	NA	NA	NA	NA	NA	NA	NA	NA	NA	NA	NA	NA	NA	NA	NA	NA	NA	NA	NA	NA
Anions																																
Nitrate-N	mg/L	10	NA	NA	NA	NA	NA	NA	NA	NA	NA	NA	NA	NA	NA	NA	NA	NA	NA	NA	NA	NA	NA	NA	NA	NA	NA	NA	NA	NA	NA	NA
Sulfate	mg/L	250	NA	NA	NA	NA	NA	NA	NA	NA	NA	NA	NA	NA	NA	NA	NA	NA	NA	NA	NA	NA	NA	NA	NA	NA	NA	NA	NA	NA	NA	NA
Total Organic Carbon (TOC)																																
Carbon, Dissolved	mg/L	NS	NA	NA	NA	NA	NA	NA	NA	NA	NA	NA	NA	NA	NA	NA	NA	NA	NA	NA	NA	NA	NA	NA	NA	NA	NA	NA	NA	NA	NA	NA
Total Organic Carbon	mg/L	NS	NA	NA	NA	NA	NA	NA	NA	NA	NA	NA	NA	NA	NA	NA	NA	NA	NA	NA	NA	NA	NA	NA	NA	NA	NA	NA	NA	NA	NA	NA
Gases																																
Ethane	µg/L	NS	NA	NA	NA	NA	NA	NA	NA	NA	NA	NA	NA	NA	NA	NA	NA	NA	NA	NA	NA	NA	NA	NA	NA	NA	NA	NA	NA	NA	NA	NA
Ethene	µg/L	NS	NA	NA	NA	NA	NA	NA	NA	NA	NA	NA	NA	NA	NA	NA	NA	NA	NA	NA	NA	NA	NA	NA	NA	NA	NA	NA	NA	NA	NA	NA
Methane	µg/L	NS	NA	NA	NA	NA	NA	NA	NA	NA	NA	NA	NA	NA	NA	NA	NA	NA	NA	NA	NA	NA	NA	NA	NA	NA	NA	NA	NA	NA	NA	NA

See Notes on Last Page.

Table 4
Off-Site Groundwater Analytical Results
Ford Livonia Transmission Plant
36200 Plymouth Road
Livonia, Michigan

Location: / Screen Interval (ft. bgs): / Sample Date:	Unit	Residential Drinking Water Criteria	MW-140S 2-7										MW-141S 3-8										MW-142S 2.5-7.5									
			2/26/2019	5/16/2019	9/18/2019	11/12/2019	2/5/2020	5/20/2020	8/6/2020	11/16/2020	2/15/2021	5/13/2021	2/27/2019	5/15/2019	9/18/2019	11/13/2019	2/11/2020	5/20/2020	8/6/2020	11/11/2020	2/15/2021	5/17/2021	2/25/2019	5/23/2019	9/16/2019	11/13/2019	2/3/2020	5/19/2020	8/14/2020	11/11/2020	2/18/2021	5/14/2021
Semi-volatile Organic Compounds (SVOCs)																																
1,4-Dioxane	µg/L	7.2*	< 2.0	< 2.0	< 2.0	< 2.0	< 2.0	< 2.0	< 2.0	< 2.0	< 2.0	< 2.0	< 2.0	< 2.0	< 2.0	< 2.0	< 2.0	< 2.0	< 2.0	< 2.0	< 2.0	< 2.0	< 2.0	< 2.0	< 2.0	< 2.0	< 2.0	< 2.0	< 2.0	< 2.0	< 2.0	< 2.0
Volatile Organic Compounds (VOCs)																																
1,1-Dichloroethene	µg/L	7.0	< 1.0	< 1.0	< 1.0	< 1.0	< 1.0	< 1.0	< 1.0	< 1.0	< 1.0	< 1.0	< 1.0	< 1.0	< 1.0	< 1.0	< 1.0	< 1.0	< 1.0	< 1.0	< 1.0	< 1.0	< 1.0	< 1.0	< 1.0	< 1.0	< 1.0	< 1.0	< 1.0	< 1.0	< 1.0	< 1.0
cis-1,2-Dichloroethene	µg/L	70	< 1.0	< 1.0	< 1.0	< 1.0	< 1.0	< 1.0	< 1.0	< 1.0 UB	< 1.0	< 1.0	< 1.0	< 1.0	< 1.0	< 1.0	< 1.0	< 1.0	< 1.0	< 1.0	< 1.0	< 1.0	< 1.0	< 1.0	< 1.0	< 1.0	< 1.0	< 1.0	< 1.0	< 1.0	< 1.0	< 1.0
Tetrachloroethene	µg/L	5.0	< 1.0	< 1.0	< 1.0	< 1.0	< 1.0	< 1.0	< 1.0	< 1.0	< 1.0	< 1.0	< 1.0	< 1.0	< 1.0	< 1.0	< 1.0	< 1.0	< 1.0	< 1.0	< 1.0	< 1.0	< 1.0	< 1.0	< 1.0	< 1.0	< 1.0	< 1.0	< 1.0	< 1.0	< 1.0	< 1.0
trans-1,2-Dichloroethene	µg/L	100	< 1.0	< 1.0	< 1.0	< 1.0	< 1.0	< 1.0	< 1.0	< 1.0	< 1.0	< 1.0	< 1.0	< 1.0	< 1.0	< 1.0	< 1.0	< 1.0	< 1.0	< 1.0	< 1.0	< 1.0	< 1.0	< 1.0	< 1.0	< 1.0	< 1.0	< 1.0	< 1.0	< 1.0	< 1.0	< 1.0
Trichloroethene	µg/L	1.0**	< 1.0	< 1.0	< 1.0	< 1.0	< 1.0	< 1.0	< 1.0	< 1.0	< 1.0	< 1.0	< 1.0 J	< 1.0	< 1.0	< 1.0	< 1.0	< 1.0	< 1.0	< 1.0	< 1.0	< 1.0	< 1.0 J	< 1.0	< 1.0	< 1.0	< 1.0	< 1.0	< 1.0	< 1.0	< 1.0	< 1.0
Vinyl chloride	µg/L	1.0**	< 1.0	< 1.0	< 1.0	< 1.0	< 1.0	< 1.0	< 1.0	< 1.0	< 1.0	< 1.0	< 1.0	< 1.0	< 1.0	< 1.0	< 1.0	< 1.0	< 1.0	< 1.0	< 1.0	< 1.0	< 1.0	< 1.0	< 1.0	< 1.0	< 1.0	< 1.0	< 1.0	< 1.0	< 1.0	< 1.0
Metals																																
Iron, Dissolved	µg/L	300	NA	NA	NA	NA	NA	NA	NA	NA	NA	NA	NA	NA	NA	NA	NA	NA	NA	NA	NA	NA	NA	NA	NA	NA	NA	NA	NA	NA	NA	NA
Iron, Total	µg/L	300	NA	NA	NA	NA	NA	NA	NA	NA	NA	NA	NA	NA	NA	NA	NA	NA	NA	NA	NA	NA	NA	NA	NA	NA	NA	NA	NA	NA	NA	NA
Manganese, Dissolved	µg/L	50	NA	NA	NA	NA	NA	NA	NA	NA	NA	NA	NA	NA	NA	NA	NA	NA	NA	NA	NA	NA	NA	NA	NA	NA	NA	NA	NA	NA	NA	NA
Manganese, Total	µg/L	50	NA	NA	NA	NA	NA	NA	NA	NA	NA	NA	NA	NA	NA	NA	NA	NA	NA	NA	NA	NA	NA	NA	NA	NA	NA	NA	NA	NA	NA	NA
Anions																																
Nitrate-N	mg/L	10	NA	NA	NA	NA	NA	NA	NA	NA	NA	NA	NA	NA	NA	NA	NA	NA	NA	NA	NA	NA	NA	NA	NA	NA	NA	NA	NA	NA	NA	NA
Sulfate	mg/L	250	NA	NA	NA	NA	NA	NA	NA	NA	NA	NA	NA	NA	NA	NA	NA	NA	NA	NA	NA	NA	NA	NA	NA	NA	NA	NA	NA	NA	NA	NA
Total Organic Carbon (TOC)																																
Carbon, Dissolved	mg/L	NS	NA	NA	NA	NA	NA	NA	NA	NA	NA	NA	NA	NA	NA	NA	NA	NA	NA	NA	NA	NA	NA	NA	NA	NA	NA	NA	NA	NA	NA	NA
Total Organic Carbon	mg/L	NS	NA	NA	NA	NA	NA	NA	NA	NA	NA	NA	NA	NA	NA	NA	NA	NA	NA	NA	NA	NA	NA	NA	NA	NA	NA	NA	NA	NA	NA	NA
Gases																																
Ethane	µg/L	NS	NA	NA	NA	NA	NA	NA	NA	NA	NA	NA	NA	NA	NA	NA	NA	NA	NA	NA	NA	NA	NA	NA	NA	NA	NA	NA	NA	NA	NA	NA
Ethene	µg/L	NS	NA	NA	NA	NA	NA	NA	NA	NA	NA	NA	NA	NA	NA	NA	NA	NA	NA	NA	NA	NA	NA	NA	NA	NA	NA	NA	NA	NA	NA	NA
Methane	µg/L	NS	NA	NA	NA	NA	NA	NA	NA	NA	NA	NA	NA	NA	NA	NA	NA	NA	NA	NA	NA	NA	NA	NA	NA	NA	NA	NA	NA	NA	NA	NA

See Notes on Last Page.

Table 4
Off-Site Groundwater Analytical Results
Ford Livonia Transmission Plant
36200 Plymouth Road
Livonia, Michigan

Location:			MW-192S									MW-204				MW-204S				MW-205				MW-205S			
Screen Interval (ft. bgs):			2.5-7.5									12-17				4-9				12-17				4.5-9.5			
Sample Date:	Unit	Residential Drinking Water Criteria	4/11/2019	9/20/2019	11/15/2019	2/12/2020	5/19/2020	8/5/2020	11/13/2020	2/9/2021	5/6/2021	1/3/2020	2/7/2020	8/3/2020	11/2/2020	12/27/2019	2/7/2020	8/3/2020	11/2/2020	1/3/2020	2/7/2020	8/3/2020	11/2/2020	12/30/2019	2/7/2020	8/3/2020	11/2/2020
Semi-volatile Organic Compounds (SVOCs)																											
1,4-Dioxane	µg/L	7.2*	< 2.0	< 2.0	< 2.0	< 2.0	< 2.0	< 2.0	< 2.0	< 2.0	< 2.0	NA	NA	NA	NA	NA	NA	NA	NA	NA	NA	NA	NA	NA	NA	NA	NA
Volatile Organic Compounds (VOCs)																											
1,1-Dichloroethene	µg/L	7.0	< 1.0	< 1.0	< 1.0	< 1.0	< 1.0	< 1.0	< 1.0	< 1.0	< 1.0	NA	NA	NA	NA	NA	NA	NA	NA	NA	NA	NA	NA	NA	NA	NA	NA
cis-1,2-Dichloroethene	µg/L	70	< 1.0	0.34 J	0.53 J	< 1.0	< 1.0	0.49	0.31 J	0.20 J	0.32 J	< 2.5 UB	< 2.5	1.3 J	1.6 J	17	7.5	14	25	< 1.0	< 1.0	< 1.0	< 1.0	< 1.0	< 1.0	< 1.0	< 1.0
Tetrachloroethene	µg/L	5.0	< 1.0	< 1.0	< 1.0	< 1.0	< 1.0	< 1.0	< 1.0	< 1.0	< 1.0	NA	NA	NA	NA	NA	NA	NA	NA	NA	NA	NA	NA	NA	NA	NA	NA
trans-1,2-Dichloroethene	µg/L	100	< 1.0	< 1.0	< 1.0 J	< 1.0	< 1.0	< 1.0	< 1.0	< 1.0	< 1.0	1.7 J	< 2.5	< 2.5	< 2.5	1.8	0.70 J	< 6.7	2.9	< 1.0	< 1.0	< 1.0	< 1.0	< 1.0	< 1.0	< 1.0	< 1.0
Trichloroethene	µg/L	1.0**	< 1.0	< 1.0	< 1.0	< 1.0	< 1.0	< 1.0	< 1.0	< 1.0	< 1.0	**61**	**67**	**62**	**70**	**37**	**21**	**130**	**95**	< 1.0	< 1.0	< 1.0	< 1.0	< 1.0	< 1.0	< 1.0	< 1.0
Vinyl chloride	µg/L	1.0**	< 1.0	< 1.0	< 1.0	< 1.0	< 1.0	< 1.0	< 1.0	< 1.0	< 1.0	<2.5	<2.5	< 2.5	< 2.5	<1.7	<1.7	< 6.7	1.0	< 1.0	< 1.0	< 1.0	< 1.0	< 1.0	< 1.0	< 1.0	< 1.0
Metals																											
Iron, Dissolved	µg/L	300	NA	NA	NA	NA	NA	NA	NA	NA	NA	NA	NA	NA	NA	NA	NA	NA	NA	NA	NA	NA	NA	NA	NA	NA	NA
Iron, Total	µg/L	300	NA	NA	NA	NA	NA	NA	NA	NA	NA	NA	NA	NA	NA	NA	NA	NA	NA	NA	NA	NA	NA	NA	NA	NA	NA
Manganese, Dissolved	µg/L	50	NA	NA	NA	NA	NA	NA	NA	NA	NA	NA	NA	NA	NA	NA	NA	NA	NA	NA	NA	NA	NA	NA	NA	NA	NA
Manganese, Total	µg/L	50	NA	NA	NA	NA	NA	NA	NA	NA	NA	NA	NA	NA	NA	NA	NA	NA	NA	NA	NA	NA	NA	NA	NA	NA	NA
Anions																											
Nitrate-N	mg/L	10	NA	NA	NA	NA	NA	NA	NA	NA	NA	NA	NA	NA	NA	NA	NA	NA	NA	NA	NA	NA	NA	NA	NA	NA	NA
Sulfate	mg/L	250	NA	NA	NA	NA	NA	NA	NA	NA	NA	NA	NA	NA	NA	NA	NA	NA	NA	NA	NA	NA	NA	NA	NA	NA	NA
Total Organic Carbon (TOC)																											
Carbon, Dissolved	mg/L	NS	NA	NA	NA	NA	NA	NA	NA	NA	NA	NA	NA	NA	NA	NA	NA	NA	NA	NA	NA	NA	NA	NA	NA	NA	NA
Total Organic Carbon	mg/L	NS	NA	NA	NA	NA	NA	NA	NA	NA	NA	NA	NA	NA	NA	NA	NA	NA	NA	NA	NA	NA	NA	NA	NA	NA	NA
Gases																											
Ethane	µg/L	NS	NA	NA	NA	NA	NA	NA	NA	NA	NA	NA	NA	NA	NA	NA	NA	NA	NA	NA	NA	NA	NA	NA	NA	NA	NA
Ethene	µg/L	NS	NA	NA	NA	NA	NA	NA	NA	NA	NA	NA	NA	NA	NA	NA	NA	NA	NA	NA	NA	NA	NA	NA	NA	NA	NA
Methane	µg/L	NS	NA	NA	NA	NA	NA	NA	NA	NA	NA	NA	NA	NA	NA	NA	NA	NA	NA	NA	NA	NA	NA	NA	NA	NA	NA

See Notes on Last Page.

Table 4
Off-Site Groundwater Analytical Results
Ford Livonia Transmission Plant
36200 Plymouth Road
Livonia, Michigan

Notes:

Table includes routine data collected from off-site monitoring wells. Lack of a date indicates that it was not sampled during that quarter.

Results are compared to EGLE Part 201 Generic Cleanup Criteria, June 2018.

* Residential Drinking Water Criteria for 1,4-dioxane is derived from EGLE Proposed Rule Changes (September 2016) and Emergency Rules (October 27, 2016).

** Groundwater results for Trichloroethene and Vinyl Chloride are compared to the published EGLE Remediation and Redevelopment Division Target Detection Limit of 1.0 µg/l.

Bolded Result exceeds Residential Drinking Water Criteria

< Result not detected above reporting limit.

Abbreviations:

EGLE	Michigan Department of Environment, Great Lakes, and Energy
µg/L	micrograms per liter
D	deep interval
ft. bgs	feet below ground surface
J	estimated result
mg/L	milligrams per liter
MW	monitoring well
NA	not analyzed
NS	no standard / not sampled
S	shallow interval
SR	shallow interval replacement
UB	analyte considered non-detect at the value listed due to associated blank contamination

Analytical Methods:

Method 8260B SIM used for Semi-Volatile Organic Compounds (SVOCs)
Method 8260B used for Volatile Organic Compounds (VOCs)
Method RSK-175 used for Dissolved Gases
Method 6020 used for Metals
Method 5310C-2000 used for Dissolved Organic Carbon (DOC)/Total Organic Carbon/Persulfate
Method 9056A used for Anions

This document is a DRAFT document that has not received approval from EGLE. This document was prepared pursuant to a court Consent Decree. The opinions, findings, and conclusions expressed are those of the authors and not those of EGLE.

Table 5
Hydraulic Control System Monthly Discharge Volumes
Ford Livonia Transmission Plant
36200 Plymouth Road
Livonia, Michigan

ARCADIS

Date	Approximate Volume of Treated Water Discharged [¥] (Gallons)	Date	Approximate Volume of Treated Water Discharged [¥] (Gallons)	Date	Approximate Volume of Treated Water Discharged [ʊ] (Gallons)
4/1/2021	37,063	5/1/2021	40,644	6/1/2021[Ω]	40,345
4/2/2021[Ω]	38,046	5/2/2021	36,615	6/2/2021	40,033
4/3/2021	38,926	5/3/2021	36,050	6/3/2021	39,555
4/4/2021	37,866	5/4/2021	35,663	6/4/2021[Ω]	39,295
4/5/2021[Ω]	37,639	5/5/2021[*Ω]	35,904	6/5/2021	39,210
4/6/2021[*Ω]	37,264	5/6/2021	36,210	6/6/2021	39,182
4/7/2021[SΩ]	21,002	5/7/2021[Ω]	36,113	6/7/2021[Ω]	39,036
4/8/2021[SΩ]	568	5/8/2021	36,046	6/8/2021[*Ω]	38,957
4/9/2021[SΩ]	641	5/9/2021	35,967	6/9/2021	38,939
4/10/2021[SΩ]	31,895	5/10/2021[Ω]	36,102	6/10/2021	38,815
4/11/2021	51,103	5/11/2021	36,344	6/11/2021[ΩS]	38,595
4/12/2021[Ω]	48,836	5/12/2021	37,649	6/12/2021	38,622
4/13/2021	48,404	5/13/2021	36,780	6/13/2021	38,442
4/14/2021	47,667	5/14/2021[*Ω]	36,669	6/14/2021[Ω]	38,200
4/15/2021	45,535	5/15/2021	36,907	6/15/2021[ΩS]	41,842
4/16/2021[Ω]	41,239	5/16/2021	36,368	6/16/2021	50,596
4/17/2021	40,400	5/17/2021[Ω]	36,521	6/17/2021[Ω]	50,360
4/18/2021	38,492	5/18/2021	36,809	6/18/2021	50,100
4/19/2021[Ω]	37,399	5/19/2021	36,140	6/19/2021	49,488
4/20/2021	37,281	5/20/2021	36,231	6/20/2021	44,234
4/21/2021	37,237	5/21/2021[ΩS]	39,465	6/21/2021[Ω]	40,280
4/22/2021	37,186	5/22/2021	44,979	6/22/2021	39,686
4/23/2021[Ω]	37,177	5/23/2021	45,439	6/23/2021	39,608
4/24/2021	37,046	5/24/2021[Ω]	43,994	6/24/2021	39,408
4/25/2021	36,808	5/25/2021	39,713	6/25/2021[Ω]	38,886
4/26/2021[SΩ]	40,077	5/26/2021	37,273	6/26/2021	39,042
4/27/2021	46,450	5/27/2021	35,655	6/27/2021	39,496
4/28/2021[Ω]	45,999	5/28/2021	34,816	6/28/2021[Ω]	39,995
4/29/2021	42,557	5/29/2021	35,039	6/29/2021	40,495
4/30/2021[Ω]	39,242	5/30/2021	35,025	6/30/2021	40,677
		5/31/2021	35,377		
Total volume discharged during Arpil 2021	**1,117,045**	**Total volume discharged during May 2021**	**1,158,507**	**Total volume discharged during June 2021**	**1,231,419**

Notes:
Treated groundwater discharge volume readings are recorded daily.

Footnotes:

[¥] Volume of treated groundwater discharged from the hydraulic control system is based on the effluent totalizer flow meter inside the system building.

[ʊ] Volume of treated groundwater discharged from the hydraulic control system is based on a sum of the totalizer flow meters installed on each well inside the system building.

[*] Monthly treated groundwater discharge compliance sample collected as required by the Wastewater Discharge Permit Addendum #1 (Permit No.: 006-27510-IU).

[Ω] Hydraulic control system inspection visit.

[S] System shut down.

This document is a DRAFT document that has not received approval from the Michigan Department of Environment, Great Lakes, and Energy (EGLE). This document was prepared pursuant to a court Consent Decree. The opinions, findings, and conclusions expressed are those of the authors and not those of EGLE.

FIGURES

This document is a DRAFT document that has not received approval from EGLE. This document was prepared pursuant to a court Consent Decree. The opinions, findings, and conclusions expressed are those of the authors and not those of EGLE.

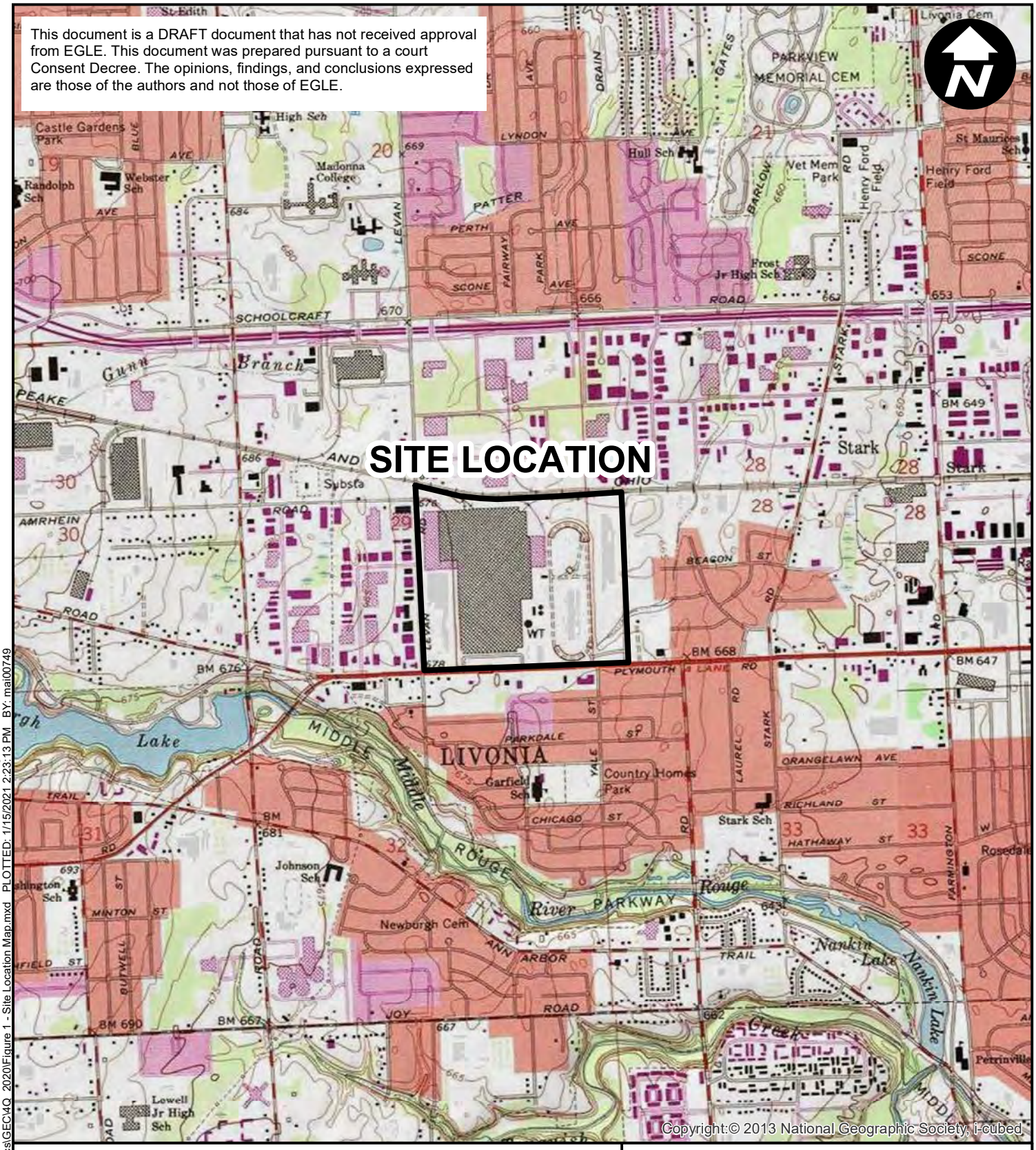



0 2,000 4,000

SCALE IN FEET

NOTES:

EGLE = MICHIGAN DEPARTMENT OF ENVIRONMENT, GREAT LAKES, AND ENERGY

SOURCE:

USGS 7.5 MINUTE TOPOGRAPHIC MAP
NORTHVILLE AND WAYNE QUADRANGLES

FORD MOTOR COMPANY
LIVONIA TRANSMISSION PLANT
LIVONIA, MICHIGAN

SITE LOCATION MAP

ARCADIS

FIGURE
1

CITY: Novi DIV: ENV DB: MG PROJECT NUMBER: MI001322.0001 COORDINATE SYSTEM: NAD 1983 StatePlane Michigan South FIPS 2113 Feet
T:\ ENV\Novi\Brighton_MI\Ford\Livonia\GIS\docs\GEC\4Q_2020\Figure 1 - Site Location Map.mxd PLOTTED: 1/15/2021 2:23:13 PM BY: mal00749

This document is a DRAFT document that has not received approval from EGLE. This document was prepared pursuant to a court Consent Decree. The opinions, findings, and conclusions expressed are those of the authors and not those of EGLE.

ON-SITE AREA

OFF-SITE AREA

TEST TRACK

LIVONIA TRANSMISSION PLANT

ATNPC BUILDING

SSDS Building

HCS Building

EDC

GLENDALE ST

COMMERCE ST

LEVAN RD

PLYMOUTH RD

ROSATI AVE

CONCORD ST

CAPITOL ST

BREWSTER ST

STARK RD

WADSWORTH ST

STANDISH ST

BOSTON POST ST

BELDEN CT

PRISCILLA LN

YALE ST

LEGEND

- MONITORING WELL
- TEST WELL
- VAULT
- SUCTION PITS
- PIEZOMETER
- HYDRAULIC CONTROL SYSTEM WELL SCREEN
- WELL BLANK CASING
- SSDS CONVEYANCE PIPING
- FORD PROPERTY BOUNDARY
- COMMERCIAL/RESIDENTIAL PROPERTY BOUNDARY
- AREA OF CONCERN
- ESD-4 CARRIER PIPE
- HCS ELECTRICAL LINE
- EDC DISCHARGE LINE

NOTES:

EDC = EASTERN DIVERSION CHAMBER

ATNPC = AUTOMATIC TRANSMISSION NEW PRODUCT CENTER

EGLE = MICHIGAN DEPARTMENT OF ENVIRONMENT, GREAT LAKES, AND ENERGY

SSDS = SUB-SLAB DEPRESSURIZATION SYSTEM

HCS = HYDRAULIC CONTROL SYSTEM

ESD = EASTERN STORM DRAIN

0 400 800

SCALE IN FEET

FORD MOTOR COMPANY
LIVONIA TRANSMISSION PLANT
LIVONIA, MICHIGAN

SITE LAYOUT

ARCADIS

FIGURE 2

CITY: Novi DIV: ENV DB: MG PIC: R. ELLIS PM: K. HINSKEY PROJECT NUMBER: 30080642 COORDINATE SYSTEM: NAD 1983 StatePlane Michigan South FIPS 2113 Feet
T:_ENV\Novi\Brighton_MI\Ford\Livonia\GIS\docs\GEC\1Q_2021\Figure 2 - Site Layout On-site and Off-site MW.mxd PLOTTED: 4/16/2021 3:24:42 PM BY: mail00749

This document is a DRAFT document that has not received approval from EGLE. This document was prepared pursuant to a court Consent Decree. The opinions, findings, and conclusions expressed are those of the authors and not those of EGLE.

ON-SITE AREA

OFF-SITE AREA

TEST TRACK

LIVONIA TRANSMISSION PLANT

ATNPC BUILDING

SSDS Building

HCS Building

EDC BULIDING

GLENDALE ST

COMMERCE ST

PLYMOUTH RD

LEVAN RD

FAIRLANE ST

ROSATI AVE

CONCORD ST

BEACON ST

BELDEN CT

BREWSTER ST

WADSWORTH ST

STARK RD

BOSTON POST ST

PRISCILLA LN

LEGEND

- ONSITE MONITORING WELL
- OFFSITE MONITORING WELL
- PIEZOMETER
- SUCTION PITS
- VAULT
- HYDRAULIC CONTROL SYSTEM WELL SCREEN
- WELL BLANK CASING
- SSDS CONVEYANCE PIPING
- FORD PROPERTY BOUNDARY
- COMMERCIAL/RESIDENTIAL PROPERTY BOUNDARY
- AREA OF CONCERN
- ESD-4 CARRIER PIPE
- HCS ELECTRICAL LINE
- EDC DISCHARGE LINE
- 665 GROUNDWATER ELEVATION CONTOUR (DASH WHERE INFERRED)
- FLOW DIRECTION

NOTES:
1. ALL ELEVATIONS COLLECTED ON MAY 3, 2021 AND MEASURED FROM TOP OF WELL CASING.
2. ALL ELEVATIONS ARE REFERENCED TO A MEAN SEA LEVEL DATUM AND ARE IN UNITS OF FEET ABOVE SEA LEVEL.
3. WHERE NESTED WELLS ARE PRESENT, THE SHALLOW WELL IS USED FOR CONTOURING PURPOSES.
4. EGLE = MICHIGAN DEPARTMENT OF ENVIRONMENT, GREAT LAKES, AND ENERGY
5. SSDS = SUB-SLAB DEPRESSURIZATION SYSTEM
6. ESD = EASTERN STORM DRAIN
7. HCS = HYDRAULIC CONTROL SYSTEM
8. EDC = EASTERN DIVERSION CHAMBER
9. ATNPC = AUTOMATIC TRANSMISSION NEW PRODUCT CENTER
11. NM = NOT MEASURED - WELL COULD NOT BE ACCESSED OR LOCATED
12. * = MONITORING WELL NOT USED TO CREATE CONTOURS

0 400 800
SCALE IN FEET

FORD MOTOR COMPANY
LIVONIA TRANSMISSION PLANT
LIVONIA, MICHIGAN

SITE-WIDE GROUNDWATER ELEVATION CONTOUR MAP UNDER PUMPING CONDITIONS MAY 2021

ARCADIS

FIGURE 3

CITY: Novi DIV: ENV DB: MG PIC: R. ELLIS PM: K. HINSKEY PROJECT NUMBER: 30080642 COORDINATE SYSTEM: NAD 1983 StatePlane Michigan South FIPS 2113 Feet
T:_ENV\NoviBrighton_MI\Ford\Livonia\GIS\docs\GEC\2Q_2021\Figure 3 - Site Layout On-site and Off-site Ground Water Elevation Contour.mxd PLOTTED: 7/22/2021 7:24:43 PM BY: mai00749

This document is a DRAFT document that has not received approval from EGLE. This document was prepared pursuant to a court Consent Decree. The opinions, findings, and conclusions expressed are those of the authors and not those of EGLE.

MW-198 (12-17 FT)
8/19/2020: ND (< 1.0 µg/L)
11/17/2020: ND (< 1.0 µg/L)
2/19/2021: ND (< 1.0 µg/L)
5/11/2021: ND (< 1.0 µg/L)

MW-15-59D (94-99 FT)
8/21/2020: ND (< 1.0 µg/L)
11/17/2020: ND (< 1.0 UB µg/L)
2/26/2021: 0.37 J µg/L
5/17/2021: ND (< 1.0 µg/L)

MW-124 (5-10 FT)
8/27/2020: 2.4 µg/L
11/17/2020: 2.6 µg/L
2/11/2021: 1.9 µg/L
5/21/2021: 2.2 µg/L

MW-120 (7-12 FT)
8/22/2020: ND (< 1.0 µg/L)
11/14/2020: ND (< 1.0 µg/L)
2/13/2021: ND (< 1.0 µg/L)
5/15/2021: ND (< 1.0 µg/L)

MW-28 (2-12 FT)
8/20/2020: 0.63 J µg/L
11/11/2020: 0.30 J µg/L

MW-55D (19-24 FT)
8/11/2020: ND (< 1.0 µg/L)
11/6/2020: ND (< 1.0 µg/L)
2/25/2021: ND (< 5.0 µg/L)
5/21/2021: ND (< 5.0 µg/L)

MW-54 (16-21 FT)
8/11/2020: ND (< 1.0 µg/L)
11/5/2020: ND (< 1.0 µg/L)
2/24/2021: ND (< 1.0 µg/L)
5/6/2021: ND (< 1.0 µg/L)

MW-54S (4.5-9.5 FT)
8/11/2020: ND (< 1.0 µg/L)
11/5/2020: ND (< 1.0 µg/L)
2/24/2021: ND (< 1.0 µg/L)
5/6/2021: ND (< 1.0 µg/L)

MW-55 (15-20 FT)
8/11/2020: ND (< 1.0 µg/L)
11/6/2020: ND (< 1.0 µg/L)
2/25/2021: ND (< 5.0 µg/L)
5/21/2021: ND (< 5.0 µg/L)

MW-27

MW-114

LMW-15-07

MW-58 (15-20 FT)
8/12/2020: ND (< 2.0 µg/L)
11/6/2020: ND (< 2.0 µg/L)
2/25/2021: ND (< 2.0 µg/L)
5/12/2021: ND (< 1.0 µg/L)

MW-56 (16-21 FT)
8/12/2020: ND (<3.3 µg/L)
11/6/2020: 0.65 J µg/L
2/25/2021: ND (< 5.0 µg/L)
5/21/2021: ND (< 5.0 µg/L)

MW-122 (16-21 FT)
8/12/2020: ND (< 1.0 µg/L)
11/5/2020: ND (< 1.0 µg/L)
2/24/2021: ND (< 1.0 µg/L)
5/21/2021: ND (< 1.0 µg/L)

MW-53 (16-21 FT)
8/11/2020: ND (< 1.0 F µg/L)
11/4/2020: ND (< 1.0 µg/L)
2/24/2021: ND (< 1.0 µg/L)
5/6/2021: ND (< 1.0 µg/L)

MW-197S (3-8 FT)
8/19/2020: 28 µg/L
11/18/2020: 31 µg/L
3/1/2021: 17 µg/L
5/11/2021: 21 µg/L

MW-198S (2.5-7.5 FT)
8/19/2020: ND (< 1.0 µg/L)
11/17/2020: ND (< 1.0 µg/L)
2/18/2021: ND (< 1.0 µg/L)
5/11/2021: ND (< 1.0 µg/L)

MW-199S (2-7 FT)
8/19/2020: ND (< 1.0 µg/L)
11/18/2020: 0.19 J µg/L
3/1/2021: ND (< 1.0 µg/L)
5/21/2021: 0.19 J µg/L

MW-113 (5-10 FT)
8/18/2020: ND (< 1.0 µg/L)
11/12/2020: ND (< 1.0 µg/L)
2/9/2021: ND (< 1.0 µg/L)
5/21/2021: ND (< 1.0 µg/L)

LMW-20-11 (5-15 FT)
8/11/2020: ND (< 1.0 µg/L)
11/12/2020: 0.27 J µg/L

VAULT V-ESD-1

MW-57 (17-22 FT)
8/12/2020: ND (< 1.0 µg/L)
11/5/2020: ND (< 1.0 µg/L)
2/25/2021: ND (< 1.0 µg/L)
5/6/2021: ND (< 1.0 µg/L)

MW-52 (15-20 FT)
8/22/2020: ND (< 5.0 µg/L)
11/14/2020: ND (< 1.0 µg/L)
2/13/2021: ND (< 1.0 µg/L)
5/15/2021: ND (< 1.0 µg/L)

MW-43 (17-22 FT)
8/22/2020: ND (< 5.0 µg/L)
11/14/2020: ND (< 1.0 µg/L)
2/13/2021: ND (< 1.0 µg/L)
5/15/2021: ND (< 1.0 µg/L)

MW-196 (12-17 FT)
8/13/2020: 320 µg/L
11/16/2020: 310 µg/L
2/17/2021: 350 µg/L
5/17/2021: 330 µg/L

MW-26 (4.5-14.5 FT)
8/25/2020: ND (< 1.0 µg/L)
11/12/2020: ND (< 1.0 µg/L)

LMW-15-06

PW-16-02 (6-21 FT)
8/4/2020: 29 µg/L
11/5/2020: 75 µg/L
2/9/2021: 23 µg/L
5/20/2021: 19 µg/L

LMW-15-10

LMW-15-08

TW-16-04 (9-19 FT)
8/18/2020: 14 µg/L
11/5/2020: 14 µg/L
3/1/2021: 13 µg/L
5/20/2021: 8.7 µg/L

TW-16-03 (9-19 FT)
8/18/2020: 32 µg/L
11/9/2020: 41 µg/L
3/1/2021: 32 µg/L
5/20/2021: 25 µg/L

MW-62 (16.3-21.3 FT)
8/6/2020: ND (< 1.0 µg/L)
11/2/2020: ND (< 1.0 µg/L)
2/11/2021: ND (< 1.0 µg/L)
5/7/2021: ND (< 1.0 µg/L)

ESD-1

MW-213S (6-11 FT)
8/15/2020: 1.2 µg/L
11/14/2020: 1.1 µg/L
2/13/2021: 0.77 J µg/L
5/15/2021: 0.71 J µg/L

MW-212S (6.5-11.5 FT)
8/15/2020: 2.2 µg/L
11/14/2020: 3.1 µg/L
2/13/2021: 1.9 µg/L
5/15/2021: 1.8 µg/L

MW-196S (2-7 FT)
8/14/2020: 72 µg/L
11/16/2020: 85 µg/L
2/17/2021: 64 µg/L
5/17/2021: 67 µg/L

LMW-20-19

MW-29 (5-15 FT)
8/18/2020: ND (< 1.0 µg/L)
11/12/2020: ND (< 1.0 µg/L)
2/9/2021: ND (< 1.0 µg/L)
5/11/2021: ND (< 1.0 µg/L)

MW-50 (16-21 FT)
8/6/2020: 18 µg/L
11/2/2020: 2.3 J µg/L
2/11/2021: 17 µg/L
5/7/2021: 9.6 J µg/L

VAULT V-ESD-2

MW-64 (15-20 FT)
8/5/2020: ND (< 1.0 µg/L)
11/10/2020: 0.32 J µg/L
2/17/2021: 0.37 J µg/L
5/12/2021: 0.28 J µg/L

MW-63 (7-12 FT)
8/6/2020: 0.92 J µg/L
11/2/2020: 0.59 J µg/L
2/11/2021: 0.48 J µg/L
5/5/2021: 0.38 J µg/L

MW-35 (19.5-24.5 FT)
8/15/2020: ND (< 1.0 µg/L)
11/14/2020: ND (< 1.0 µg/L)
2/13/2021: ND (< 1.0 µg/L)
5/15/2021: ND (< 1.0 µg/L)

MW-211S (7-12 FT)
8/15/2020: ND (< 1.0 µg/L)
11/14/2020: ND (< 1.0 µg/L)
2/13/2021: 0.16 J µg/L
5/15/2021: ND (< 1.0 µg/L)

MW-195S (2-7 FT)
8/13/2020: 110 µg/L
11/16/2020: ND (<180 µg/L)
2/18/2021: 120 µg/L
5/18/2021: 120 µg/L

LMW-15-09

LMW-20-21 (7-17 FT)
8/12/2020: 0.68 J µg/L
11/19/2020: 0.81 J µg/L

MW-42 (16-21 FT)
8/15/2020: ND (< 1.0 µg/L)
11/14/2020: ND (< 1.0 µg/L)
2/13/2021: ND (< 1.0 µg/L)
5/15/2021: ND (< 1.0 µg/L)

MW-15-61D (88-93 FT)
8/15/2020: ND (< 1.0 µg/L)
11/14/2020: ND (< 1.0 µg/L)
2/13/2021: 0.42 J µg/L
5/15/2021: ND (< 1.0 µg/L)

LEVAN RD

LMW-20-28 (4.5-14.5 FT)
8/12/2020: 0.79 J µg/L

LMW-20-22 (6.5-16.5 FT)
8/12/2020: 25 µg/L
11/19/2020: 24 µg/L

MW-48 (17-22 FT)
8/6/2020: ND (< 1.0 µg/L)
2/15/2021: ND (< 1.0 µg/L)
5/5/2021: ND (< 1.0 µg/L)

MW-65 (16-21 FT)
8/3/2020: 6.1 µg/L
11/2/2020: 6.7 µg/L
2/9/2021: 6.5 µg/L
5/11/2021: 5.9 µg/L

MW-66 (15-20 FT)
8/3/2020: ND (< 1.0 µg/L)
11/2/2020: ND (< 1.0 µg/L)
2/10/2021: ND (< 1.0 µg/L)
5/7/2021: ND (< 1.0 µg/L)

MW-51 (15-20 FT)
8/5/2020: < 0.60 UB µg/L
11/5/2020: 0.23 J µg/L
2/9/2021: ND (< 1.0 µg/L)
5/6/2021: 0.20 J µg/L

MW-67 (9-14 FT)
8/7/2020: 7.7 µg/L
11/2/2020: 8.5 µg/L
2/15/2021: 5.6 µg/L
5/5/2021: 5.8 µg/L

MW-34 (16.5-21.5 FT)
8/15/2020: 0.62 J µg/L
11/14/2020: 0.58 J µg/L
2/13/2021: 0.47 J µg/L
5/15/2021: ND (< 1.0 µg/L)

MW-194S (2-7 FT)
8/13/2020: ND (< 1.0 µg/L)
11/13/2020: ND (< 1.0 µg/L)
2/17/2021: ND (< 1.0 µg/L)
5/17/2021: ND (< 1.0 µg/L)

LMW-20-24 (2-12 FT)
8/11/2020: 0.86 J µg/L
11/19/2020: 0.38 J µg/L

MW-200S (5-10 FT)
8/24/2020: ND (< 1.0 µg/L)
11/19/2020: ND (< 1.0 µg/L)
2/26/2021: ND (< 1.0 µg/L)
5/10/2021: ND (< 1.0 µg/L)

LMW-15-02

MW-44 (16-21 FT)
8/4/2020: ND (< 10 µg/L)
11/2/2020: 0.24 J µg/L
2/9/2021: ND (< 10 µg/L)
5/12/2021: ND (< 5.0 µg/L)

LMW-20-25 (2-12 FT)
8/12/2020: 95 µg/L

LMW-20-27 (5-15 FT)
8/10/2020: 160 µg/L
11/5/2020: 120 µg/L

MW-47 (16-21 FT)
8/10/2020: 14 µg/L
11/3/2020: 13 µg/L
2/18/2021: 9.6 µg/L
5/5/2021: 4.0 µg/L

ESD-2

VAULT V-ESD-3

MW-68 (15-20 FT)
8/10/2020: 38 µg/L
11/3/2020: 38 µg/L
2/18/2021: 34 µg/L
5/5/2021: 37 µg/L

MW-210S (8-13 FT)
8/15/2020: 14 µg/L
11/14/2020: 17 µg/L
2/13/2021: 12 µg/L
5/15/2021: 12 µg/L

MW-194 (12-17 FT)
8/12/2020: ND (< 1.0 µg/L)
11/13/2020: ND (< 1.0 µg/L)
2/17/2021: ND (< 1.0 µg/L)
5/17/2021: ND (< 1.0 µg/L)

MW-200 (15-20 FT)
8/24/2020: ND (< 1.0 µg/L)
11/19/2020: ND (< 1.0 µg/L)
2/26/2021: ND (< 1.0 µg/L)
5/10/2021: ND (< 1.0 µg/L)

LMW-20-13 (6-16 FT)
8/12/2020: ND (< 1.0 µg/L)
11/18/2020: 0.19 J µg/L

MW-19 (15-20 FT)
8/18/2020: 0.74 J µg/L
11/13/2020: 0.63 J µg/L
2/9/2021: 0.47 J µg/L
5/20/2021: 0.49 J µg/L

MW-22 (16.5-21.5 FT)
8/4/2020: 160 µg/L
11/2/2020: 82 µg/L
2/10/2021: 59 J µg/L
5/12/2021: 47 µg/L

MW-70 (15-20 FT)
8/10/2020: 240 µg/L
11/4/2020: 270 µg/L
2/12/2021: 230 µg/L
5/11/2021: 280 µg/L

MW-69 (15-20 FT)
8/5/2020: ND (< 1.0 µg/L)
11/10/2020: 0.26 J µg/L
2/12/2021: 0.31 J µg/L
5/12/2021: 0.28 J µg/L

MW-41 (16-21 FT)
8/15/2020: 1.4 µg/L
11/14/2020: 1.1 µg/L
2/13/2021: 2.1 µg/L
5/15/2021: 1.2 µg/L

MW-201 (17-22 FT)
8/20/2020: ND (< 1.0 µg/L)
11/19/2020: 0.19 J µg/L
2/25/2021: ND (< 1.0 µg/L)
5/17/2021: ND (< 1.0 µg/L)

MW-03 (14-19 FT)
8/19/2020: ND (< 1.0 µg/L)
11/18/2020: ND (< 1.0 µg/L)
2/10/2021: ND (< 1.0 µg/L)
5/11/2021: ND (< 1.0 µg/L)

LMW-20-12 (7-17 FT)
8/12/2020: 0.88 J µg/L
11/18/2020: 0.98 J µg/L

MW-14 (15-20 FT)
8/13/2020: ND (< 1.0 µg/L)
11/10/2020: ND (< 1.0 µg/L)
2/11/2021: ND (< 1.0 µg/L)
5/5/2021: ND (< 1.0 µg/L)

LMW-15-05

SSDS Location

LMW-15-03

LMW-20-17

LMW-20-16 (7.5-17.5 FT)
8/11/2020: 75 µg/L
11/13/2020: 160 µg/L

LMW-20-26 (5-15 FT)
8/10/2020: 130 µg/L
11/5/2020: 120 µg/L

MW-45 (15-20 FT)
8/7/2020: 740 µg/L
11/4/2020: 280 µg/L
2/12/2021: 270 µg/L
5/11/2021: 480 µg/L

VAULT V-ESD-4

ESD-3

MW-46 (16-21 FT)
8/10/2020: 6.8 µg/L
11/3/2020: 5.5 µg/L
2/18/2021: 4.2 µg/L
5/7/2021: 2.3 µg/L

MW-209S (8-13 FT)
8/15/2020: 0.38 J µg/L
11/14/2020: 0.35 J µg/L
2/13/2021: 0.27 J µg/L
5/15/2021: ND (< 1.0 µg/L)

MW-201S (3.5-8.5 FT)
8/20/2020: ND (< 1.0 µg/L)
11/19/2020: ND (< 1.0 µg/L)
2/25/2021: ND (< 5.0 µg/L)
5/17/2021: ND (< 5.0 µg/L)

MW-05 (15.5-20.5 FT)
8/19/2020: ND (< 1.0 µg/L)
11/18/2020: ND (< 1.0 µg/L)
2/10/2021: 0.53 J µg/L
5/11/2021: ND (< 1.0 µg/L)

MW-10 (16.5-21.5 FT)
8/20/2020: ND (< 330 µg/L)
11/17/2020: ND (< 330 UB µg/L)
2/10/2021: ND (< 330 µg/L)
5/10/2021: 45 J µg/L

MW-30 (19-24 FT)
8/15/2020: ND (< 1.0 µg/L)
11/14/2020: ND (< 1.0 µg/L)
2/13/2021: ND (< 1.0 µg/L)
5/15/2021: ND (< 1.0 µg/L)

MW-208S (9-14 FT)
8/15/2020: ND (< 1.0 µg/L)
11/14/2020: ND (< 1.0 µg/L)
2/13/2021: ND (< 1.0 µg/L)
5/15/2021: ND (< 1.0 µg/L)

MW-221S (6.5-11.5 FT)
8/12/2020: 1.2 µg/L
11/16/2020: ND (< 1.7 µg/L)
2/25/2021: 0.72 J µg/L
5/18/2021: 2.0 µg/L

LMW-15-04

MW-02 (15.5-20.5 FT)
8/19/2020: 4,100 µg/L
11/17/2020: 3,000 µg/L
2/10/2021: 2,600 µg/L
5/10/2021: 2,900 µg/L

MW-04 (15.5-20.5 FT)
8/19/2020: 16,000 µg/L
11/17/2020: 13,000 µg/L
2/10/2021: 11,000 µg/L
5/10/2021: 17,000 µg/L

MW-09 (19.5-24.5 FT)
8/14/2020: ND (< 1.0 µg/L)
11/10/2020: ND (< 1.0 µg/L)
2/11/2021: ND (< 1.0 µg/L)
5/5/2021: ND (< 1.0 µg/L)

MW-49 (12.5-17.5 FT)
8/5/2020: 13,000 µg/L
11/11/2020: 38,000 µg/L
2/19/2021: 50,000 µg/L
5/7/2021: 42,000 µg/L

MW-21 (13.5-18.5 FT)
11/11/2020: 19,000 µg/L
2/18/2021: 11,000 µg/L
5/7/2021: 2,900 µg/L

PW-16-01 (9.7-19.7 FT)
8/4/2020: 110 µg/L
11/9/2020: 2.1 µg/L
2/10/2021: 10 µg/L
5/18/2021: 73 µg/L

MW-71 (15-20 FT)
8/7/2020: ND (< 1.0 µg/L)
11/4/2020: 0.71 J µg/L
2/12/2021: 0.59 J µg/L
5/11/2021: 0.72 J µg/L

MW-218S (9-14 FT)
8/11/2020: ND (< 1.0 µg/L)
11/11/2020: ND (< 1.0 µg/L)
2/18/2021: ND (< 1.0 µg/L)
5/19/2021: ND (< 1.0 µg/L)

MW-25 (16-21 FT)
8/13/2020: ND (< 1.0 µg/L)
11/9/2020: ND (< 1.0 µg/L)
3/1/2021: ND (< 1.0 µg/L)
5/10/2021: ND (< 1.0 µg/L)

MW-23 (15-20 FT)
8/4/2020: 11,000 µg/L
11/2/2020: 17,000 µg/L
2/10/2021: 46,000 µg/L
5/6/2021: 26,000 µg/L

MW-18 (13-18 FT)
8/24/2020: ND (< 1.0 µg/L)
11/11/2020: ND (< 1.0 µg/L)
2/19/2021: ND (< 1.0 µg/L)
5/10/2021: ND (< 1.0 µg/L)

LMW-20-18 (6.5-16.5 FT)
8/10/2020: 12,000 µg/L
11/11/2020: 15,000 µg/L

HCS Location

TW-16-01 (12-17 FT)
8/18/2020: 88 µg/L
11/9/2020: 91 µg/L
3/2/2021: 30 µg/L
5/18/2021: 41 µg/L

MW-219S (7-12 FT)
8/11/2020: ND (< 1.0 µg/L)
11/18/2020: ND (< 1.0 µg/L)
2/17/2021: ND (< 1.0 µg/L)
5/20/2021: ND (< 1.0 µg/L)

MW-40 (20-25 FT)
8/15/2020: 3.3 µg/L
11/14/2020: 3.3 µg/L
2/13/2021: 2.6 µg/L
5/15/2021: 2.2 µg/L

MW-15-60D (93-98 FT)
8/21/2020: ND (< 1.0 µg/L)
11/17/2020: ND (< 1.0 UB µg/L)
2/26/2021: 0.35 J µg/L
5/17/2021: ND (< 1.0 µg/L)

LMW-20-14 (6-16 FT)
8/12/2020: ND (< 1.0 µg/L)
11/17/2020: ND (< 1.0 UB µg/L)

LMW-20-20 (4-14 FT)
8/10/2020: ND (< 1.0 µg/L)
11/12/2020: ND (< 1.0 UB µg/L)

LMW-15-01

MW-07 (18-23 FT)
8/14/2020: ND (< 1.0 µg/L)
11/12/2020: ND (< 1.0 UB µg/L)
2/12/2021: ND (< 1.0 J µg/L)
5/5/2021: ND (< 1.0 µg/L)

MW-222S (5.5-10.5 FT)
8/12/2020: ND (< 1.0 µg/L)
11/12/2020: ND (< 1.0 µg/L)
2/12/2021: ND (< 1.0 µg/L)
5/19/2021: ND (< 1.0 µg/L)

LMW-20-15 (7.5-17.5 FT)
8/11/2020: 170 µg/L
11/16/2020: 180 µg/L

MW-20 (13.5-18.5 FT)
11/10/2020: ND (< 1.0 µg/L)
2/18/2021: ND (< 1.0 µg/L)
5/10/2021: ND (< 1.0 µg/L)

TW-16-02 (12-17 FT)
8/18/2020: 720 µg/L
11/5/2020: 980 µg/L
3/2/2021: 600 µg/L
5/17/2021: 670 µg/L

EASTERN DIVERSION CHAMBER

VAULT V-ESD-5

MW-01 (14-19 FT)
8/25/2020: ND (< 1.0 µg/L)
11/9/2020: ND (< 1.0 µg/L)
2/12/2021: ND (< 1.0 µg/L)
5/5/2021: ND (< 1.0 µg/L)

MW-224S (7-12 FT)
8/12/2020: ND (< 1.0 µg/L)
11/9/2020: ND (< 1.0 µg/L)
3/1/2021: ND (< 1.0 µg/L)
5/10/2021: ND (< 1.0 µg/L)

WESTERN DIVERSION CHAMBER

MW-36 (20-25 FT)
8/13/2020: ND (< 1.0 µg/L)
11/16/2020: ND (< 1.0 UB µg/L)
2/12/2021: ND (< 1.0 µg/L)
5/19/2021: ND (< 1.0 µg/L)

LMW-20-23 (5-15 FT)
8/10/2020: ND (< 1.0 µg/L)
11/10/2020: ND (< 1.0 µg/L)

MW-24 (19-24 FT)
8/13/2020: ND (< 1.0 µg/L)
11/16/2020: ND (< 1.0 UB µg/L)
2/11/2021: ND (< 1.0 µg/L)
5/19/2021: ND (< 1.0 µg/L)

MW-220S (6-11 FT)
8/11/2020: ND (< 1.0 µg/L)
11/11/2020: ND (< 1.0 µg/L)
2/19/2021: ND (< 1.0 µg/L)
5/17/2021: ND (< 1.0 µg/L)

MW-37 (18-23 FT)
8/14/2020: ND (< 1.0 µg/L)
11/16/2020: ND (< 1.0 µg/L)
2/17/2021: ND (< 1.0 µg/L)
5/19/2021: ND (< 1.0 µg/L)

MW-38 (15-20 FT)
8/14/2020: ND (< 1.0 µg/L)
11/12/2020: ND (< 1.0 UB µg/L)
2/17/2021: ND (< 1.0 µg/L)
5/20/2021: ND (< 1.0 µg/L)

MW-33 (14-19 FT)
8/14/2020: ND (< 1.0 µg/L)
11/18/2020: ND (< 1.0 µg/L)
2/17/2021: ND (< 1.0 µg/L)
5/18/2021: ND (< 1.0 µg/L)

MW-39 (20-25 FT)
8/24/2020: ND (< 1.0 µg/L)
11/11/2020: ND (< 1.0 µg/L)
2/18/2021: ND (< 1.0 µg/L)
5/18/2021: ND (< 1.0 µg/L)

MW-32 (18-23 FT)
8/17/2020: 0.39 J µg/L
11/11/2020: 0.34 J µg/L
2/18/2021: 0.44 J µg/L
5/20/2021: 0.40 J µg/L

LEGEND

- ON-SITE MONITORING WELL CIS-1,2-DICHLOROETHENE ≤ 70 µg/L
- ON-SITE MONITORING WELL CIS-1,2-DICHLOROETHENE > 70 µg/L
- **BLUE/BOLD TEXT** — EXCEEDANCE OF THE NONRESIDENTIAL DRINKING WATER CRITERIA FROM PAST AND PRESENT SAMPLING EVENTS
- WELL NOT SAMPLED
- VAULT (2 FEET x 2 FEET)
- VAULT (4 FEET x 6 FEET)
- WELL SCREEN (4-INCH SDR-11 HDPE, CUSTOM SLOTTED)
- WELL BLANK CASING (4-INCH SDR-11 HDPE)
- WELL BLANK CASING (6-INCH SDR-11 HDPE)
- FORD PROPERTY BOUNDARY

NOTES:
FIGURE ONLY SHOWS THE FOUR MOST RECENT QUARTERS OF DATA (AUGUST 2020, NOVEMBER 2020, FEBRUARY/MARCH 2021, AND MAY 2021). FULL SET OF DATA CAN BE FOUND IN THE CORRESPONDING TABLES.

µg/L - MICROGRAMS PER LITER (PARTS PER BILLION)

≤ - LESS THAN OR EQUAL TO

> - GREATER THAN

THE EGLE NONRESIDENTIAL DRINKING WATER CRITERIA FOR CIS-1,2-DICHLOROETHENE IS 70 µg/L. ANALYTICAL METHOD: 8260B FOR VOLATILE ORGANIC COMPOUNDS.

FT = SCREENED INTERVAL IN FEET BELOW GROUND SURFACE

"ND", "<" INDICATES VALUE IS BELOW THE LABORATORY REPORTING LIMIT FOR CIS-1,2-DICHLOROETHENE.

J = ESTIMATED RESULT

F = MATRIX SPIKE AND/OR MATRIX SPIKE DUPLICATE RECOVERY EXCEEDS CONTROL LIMITS

MW = MONITORING WELL, TW = TEST WELL, PW = PUMPING WELL

LMW = LIGHT NON-AQUEOUS PHASE LIQUID MONITORING WELL

EGLE = MICHIGAN DEPARTMENT OF ENVIRONMENT, GREAT LAKES, AND ENERGY

HDPE = HIGH-DENSITY POLYETHYLENE, SDR = STANDARD DIMENSIONAL RATIO

HCS = HYDRAULIC CONTROL SYSTEM

SSDS = SUB-SLAB DEPRESSURIZATION SYSTEM

ESD = EASTERN STORM DRAIN

UB = ANALYTE CONSIDERED NON-DETECT AT THE VALUE LISTED DUE TO ASSOCIATED BLANK CONTAMINATION

BLUE BOX INDICATES EXCEEDANCE OF THE NONRESIDENTIAL DRINKING WATER CRITERIA ASSOCIATED WITH THE MOST RECENT SAMPLING EVENT

0 300 600
SCALE IN FEET

FORD MOTOR COMPANY
LIVONIA TRANSMISSION PLANT
LIVONIA, MICHIGAN

ON-SITE MONITORING WELLS CIS-1,2-DICHLOROETHENE IN GROUNDWATER

ARCADIS

FIGURE 4

CITY: Novi DIV: ENV DB: MG PIC: R. ELLIS PM: K. HINSKEY TM: A. PAULSON TR: P. CURRY PROJECT NUMBER: 30080642.602.01 COORDINATE SYSTEM: NAD 1983 StatePlane Michigan South FIPS 2113 Feet
T:_ENV\NoviBrighton_MI\Ford\Livonia\GIS\docs\GEC\2Q_2021\Figure 4_On-Site GWA cis.mxd PLOTTED: 7/14/2021 11:03:16 AM BY: mai00749

This document is a DRAFT document that has not received approval from EGLE. This document was prepared pursuant to a court Consent Decree. The opinions, findings, and conclusions expressed are those of the authors and not those of the authors and not those of EGLE.

CITY: NOVI DIV: ENV DB: MG PIC: R_ELLIS PM: K_HINSKEY TM: A_PAULSON TR: P_CURRY PROJECT NUMBER: 30080642.602.01 COORDINATE SYSTEM: NAD 1983 StatePlane Michigan South FIPS 2113 Feet
T:_ENV\NoviBrighton_MI\Ford\Livonia\GIS\docs\GEC\2Q_2021\Figure 5_On-Site GWA trans.mxd PLOTTED: 7/14/2021 11:10:01 AM BY: mai00749

MW-198 (12-17 FT)
8/19/2020: ND (< 1.0 µg/L)
11/17/2020: ND (< 1.0 µg/L)
2/19/2021: ND (< 1.0 µg/L)
5/11/2021: ND (< 1.0 µg/L)

MW-198S (2.5-7.5 FT)
8/19/2020: ND (< 1.0 µg/L)
11/17/2020: ND (< 1.0 µg/L)
2/18/2021: ND (< 1.0 µg/L)
5/11/2021: ND (< 1.0 µg/L)

MW-199S (2-7 FT)
8/19/2020: ND (< 1.0 µg/L)
11/18/2020: ND (< 1.0 µg/L)
3/1/2021: ND (< 1.0 µg/L)
5/21/2021: ND (< 1.0 µg/L)

MW-15-59D (94-99 FT)
8/21/2020: ND (< 1.0 µg/L)
11/17/2020: ND (< 1.0 µg/L)
2/26/2021: ND (< 1.0 µg/L)
5/17/2021: ND (< 1.0 µg/L)

MW-197S (3-8 FT)
8/19/2020: ND (< 5.0 µg/L)
11/18/2020: 1.6 J µg/L
3/1/2021: 0.97 J µg/L
5/11/2021: 1.1 J µg/L

MW-124 (5-10 FT)
8/27/2020: 0.30 J µg/L
11/17/2020: 0.27 J µg/L
2/11/2021: 0.25 J µg/L
5/21/2021: 0.24 J µg/L

MW-113 (5-10 FT)
8/18/2020: ND (< 1.0 µg/L)
11/12/2020: ND (< 1.0 µg/L)
2/9/2021: ND (< 1.0 µg/L)
5/21/2021: ND (< 1.0 µg/L)

MW-27

MW-114

LMW-15-07

MW-26 (4.5-14.5 FT)
8/25/2020: ND (< 1.0 µg/L)
11/12/2020: ND (< 1.0 µg/L)

MW-120 (7-12 FT)
8/22/2020: ND (< 1.0 µg/L
11/14/2020: ND (< 1.0 µg/L)
2/13/2021: ND (< 1.0 µg/L)
5/15/2021: ND (< 1.0 µg/L)

MW-28 (2-12 FT)
8/20/2020: ND (< 1.0 µg/L)
11/11/2020: ND (< 1.0 µg/L)

MW-58 (15-20 FT)
8/12/2020: ND (< 2.0 µg/L)
11/6/2020: ND (< 2.0 µg/L)
2/25/2021: ND (< 2.0 µg/L)
5/12/2021: ND (< 1.0 µg/L)

MW-20-11 (5-15 FT)
8/11/2020: ND (< 1.0 µg/L)
11/12/2020: ND (< 1.0 µg/L)

TW-16-03 (9-19 FT)
8/18/2020: ND (< 5.0 µg/L)
11/9/2020: ND (< 2.5 µg/L)
3/1/2021: ND (< 2.5 µg/L)
5/20/2021: ND (< 2.5 µg/L)

MW-55D (19-24 FT)
8/11/2020: ND (< 1.0 µg/L)
11/6/2020: ND (< 1.0 µg/L)
2/25/2021: ND (< 5.0 µg/L)
5/21/2021: ND (< 5.0 µg/L)

MW-55 (15-20 FT)
8/11/2020: ND (< 1.0 µg/L)
11/6/2020: ND (< 1.0 µg/L)
2/25/2021: ND (< 5.0 µg/L)
5/21/2021: ND (< 5.0 µg/L)

MW-56 (16-21 FT)
8/12/2020: ND (< 3.3 µg/L)
11/6/2020: ND (< 2.5 µg/L)
2/25/2021: ND (< 5.0 µg/L)
5/21/2021: ND (< 5.0 µg/L)

MW-54 (16-21 FT)
8/11/2020: ND (< 1.0 µg/L)
11/5/2020: ND (< 1.0 µg/L)
2/24/2021: ND (< 1.0 µg/L)
5/6/2021: ND (< 1.0 µg/L)

MW-54S (4.5-9.5 FT)
8/11/2020: ND (< 1.0 µg/L)
11/5/2020: ND (< 1.0 µg/L)
2/24/2021: ND (< 1.0 µg/L)
5/6/2021: ND (< 1.0 µg/L)

MW-122 (16-21 FT)
8/12/2020: ND (< 1.0 µg/L)
11/5/2020: ND (< 1.0 µg/L)
2/24/2021: ND (< 1.0 µg/L)
5/21/2021: ND (< 1.0 µg/L)

VAULT V-ESD-1

MW-57 (17-22 FT)
8/12/2020: ND (< 1.0 µg/L)
11/5/2020: ND (< 1.0 µg/L)
2/25/2021: ND (< 1.0 µg/L)
5/6/2021: ND (< 1.0 µg/L)

MW-52 (15-20 FT)
8/22/2020: ND (< 5.0 µg/L)
11/14/2020: ND (< 1.0 µg/L)
2/13/2021: ND (< 1.0 µg/L)
5/15/2021: ND (< 1.0 µg/L)

MW-53 (16-21 FT)
8/11/2020: ND (< 1.0 F µg/L)
11/4/2020: ND (< 1.0 µg/L)
2/24/2021: ND (< 1.0 µg/L)
5/6/2021: ND (< 1.0 µg/L)

MW-43 (17-22 FT)
8/22/2020: ND (< 5.0 µg/L)
11/14/2020: ND (< 1.0 µg/L)
2/13/2021: ND (< 1.0 µg/L)
5/15/2021: ND (< 1.0 µg/L)

MW-213S (6-11 FT)
8/15/2020: ND (< 1.0 µg/L)
11/14/2020: ND (< 1.0 µg/L)
2/13/2021: ND (< 1.0 µg/L)
5/15/2021: ND (< 1.0 µg/L)

MW-212S (6.5-11.5 FT)
8/15/2020: ND (< 1.0 µg/L)
11/14/2020: 0.37 J µg/L
2/13/2021: 0.27 J µg/L
5/15/2021: ND (< 1.0 µg/L)

MW-211S (7-12 FT)
8/15/2020: ND (< 1.0 µg/L)
11/14/2020: ND (< 1.0 µg/L)
2/13/2021: ND (< 1.0 µg/L)
5/15/2021: ND (< 1.0 µg/L)

MW-15-61D (88-93 FT)
8/15/2020: ND (< 1.0 µg/L)
11/14/2020: ND (< 1.0 µg/L)
2/13/2021: ND (< 1.0 µg/L)
5/15/2021: ND (< 1.0 µg/L)

MW-34 (16.5-21.5 FT)
8/15/2020: ND (< 1.0 µg/L)
11/14/2020: ND (< 1.0 µg/L)
2/13/2021: ND (< 1.0 µg/L)
5/15/2021: ND (< 1.0 µg/L)

MW-210S (8-13 FT)
8/15/2020: 1.5 µg/L
11/14/2020: 2.0 µg/L
2/13/2021: 1.5 µg/L
5/15/2021: 1.5 µg/L

MW-41 (16-21 FT)
8/15/2020: ND (< 1.0 µg/L)
11/14/2020: ND (< 1.0 µg/L)
2/13/2021: 0.24 J µg/L
5/15/2021: ND (< 1.0 µg/L)

MW-209S (8-13 FT)
8/15/2020: ND (< 1.0 µg/L)
11/14/2020: ND (< 1.0 µg/L)
2/13/2021: ND (< 1.0 µg/L)
5/15/2021: ND (< 1.0 µg/L)

MW-30 (19-24 FT)
8/15/2020: ND (< 1.0 µg/L)
11/14/2020: ND (< 1.0 µg/L)
2/13/2021: ND (< 1.0 µg/L)
5/15/2021: ND (< 1.0 µg/L)

MW-31 (17-22 FT)
8/15/2020: ND (< 1.0 µg/L)
11/14/2020: ND (< 1.0 µg/L)
2/13/2021: ND (< 1.0 µg/L)
5/15/2021: ND (< 1.0 µg/L)

MW-218S (9-14 FT)
8/11/2020: ND (< 1.0 µg/L)
11/11/2020: ND (< 1.0 µg/L)
2/18/2021: ND (< 1.0 µg/L)
5/19/2021: ND (< 1.0 µg/L)

MW-40 (20-25 FT)
8/15/2020: 0.49 J µg/L
11/14/2020: 0.30 J µg/L
2/13/2021: 0.35 J µg/L
5/15/2021: 0.33 J µg/L

MW-32 (18-23 FT)
8/17/2020: ND (< 1.0 µg/L)
11/11/2020: ND (< 1.0 µg/L)
2/18/2021: ND (< 1.0 µg/L)
5/20/2021: ND (< 1.0 µg/L)

MW-39 (20-25 FT)
8/24/2020: ND (< 1.0 µg/L)
11/11/2020: ND (< 1.0 µg/L)
2/18/2021: ND (< 1.0 µg/L)
5/18/2021: ND (< 1.0 µg/L)

MW-33 (14-19 FT)
8/14/2020: ND (< 1.0 µg/L)
11/18/2020: ND (< 1.0 µg/L)
2/17/2021: ND (< 1.0 µg/L)
5/18/2021: ND (< 1.0 µg/L)

MW-196 (12-17 FT)
8/13/2020: 94 µg/L
11/16/2020: 94 µg/L
2/17/2021: 120 µg/L
5/17/2021: 92 µg/L

MW-196S (2-7 FT)
8/14/2020: 2.1 J µg/L
11/16/2020: 1.9 J µg/L
2/17/2021: 1.3 J µg/L
5/17/2021: 1.8 J µg/L

MW-195S (2-7 FT)
8/13/2020: 170 µg/L
11/16/2020: 140 µg/L
2/18/2021: 160 µg/L
5/18/2021: 170 µg/L

PW-16-02 (6-21 FT)
8/4/2020: ND (< 3.3 µg/L)
11/5/2020: 0.51 J µg/L
2/9/2021: ND (< 1.0 µg/L)
5/17/2021: ND (< 1.0 µg/L)

LMW-15-06

LMW-15-08

LMW-15-10

TW-16-04 (9-19 FT)
8/18/2020: ND (< 2.5 µg/L)
11/5/2020: ND (< 1.0 µg/L)
3/1/2021: ND (< 2.0 µg/L)
5/20/2021: ND (< 2.0 µg/L)

MW-62 (16.3-21.3 FT)
8/6/2020: ND (< 1.0 µg/L)
11/2/2020: ND (< 1.0 µg/L)
2/11/2021: ND (< 1.0 µg/L)
5/7/2021: ND (< 1.0 µg/L)

ESD-1

LMW-20-19

MW-29 (5-15 FT)
8/18/2020: ND (< 1.0 µg/L)
11/12/2020: ND (< 1.0 µg/L)
2/9/2021: ND (< 1.0 µg/L)
5/11/2021: ND (< 1.0 µg/L)

MW-50 (16-21 FT)
8/6/2020: ND (< 10 µg/L)
11/2/2020: ND (< 3.3 µg/L)
2/11/2021: ND (< 10 µg/L)
5/7/2021: ND (< 10 µg/L)

MW-64 (15-20 FT)
8/5/2020: ND (< 1.0 µg/L)
11/10/2020: ND (< 1.0 µg/L)
2/17/2021: ND (< 1.0 µg/L)
5/12/2021: ND (< 1.0 µg/L)

MW-63 (7-12 FT)
8/6/2020: ND (< 1.0 µg/L)
11/2/2020: ND (< 1.0 µg/L)
2/11/2021: ND (< 1.0 µg/L)
5/5/2021: ND (< 1.0 µg/L)

VAULT V-ESD-2

MW-35 (19.5-24.5 FT)
8/15/2020: ND (< 1.0 µg/L)
11/14/2020: ND (< 1.0 µg/L)
2/13/2021: ND (< 1.0 µg/L)
5/15/2021: ND (< 1.0 µg/L)

MW-42 (16-21 FT)
8/15/2020: ND (< 1.0 µg/L)
11/14/2020: ND (< 1.0 µg/L)
2/13/2021: ND (< 1.0 µg/L)
5/15/2021: ND (< 1.0 µg/L)

LMW-15-09

LMW-20-21 (7-17 FT)
8/12/2020: ND (< 1.0 µg/L)
11/19/2020: ND (< 1.0 µg/L)

LMW-20-28 (4.5-14.5 FT)
7/10/2020: ND (< 1.0 µg/L)
8/12/2020: ND (< 1.0 µg/L)

LEVAN RD

MW-194S (2-7 FT)
8/13/2020: ND (< 1.0 µg/L)
11/13/2020: ND (< 1.0 µg/L)
2/17/2021: ND (< 1.0 µg/L)
5/17/2021: ND (< 1.0 µg/L)

LMW-20-22 (6.5-16.5 FT)
8/12/2020: 2.1 µg/L
11/19/2020: 2.1 µg/L

MW-48 (17-22 FT)
8/6/2020: ND (< 1.0 µg/L)
10/30/2020: ND (< 1.0 µg/L)
2/15/2021: ND (< 1.0 µg/L)
5/5/2021: ND (< 1.0 µg/L)

MW-65 (16-21 FT)
8/3/2020: ND (< 1.0 µg/L)
11/2/2020: ND (< 1.0 µg/L)
2/9/2021: ND (< 1.0 µg/L)
5/11/2021: ND (< 1.0 µg/L)

MW-66 (15-20 FT)
8/3/2020: ND (< 1.0 µg/L)
11/2/2020: ND (< 1.0 µg/L)
2/10/2021: ND (< 1.0 µg/L)
5/7/2021: ND (< 1.0 µg/L)

MW-51 (15-20 FT)
8/5/2020: ND (< 1.0 µg/L)
11/5/2020: ND (< 1.0 µg/L)
2/9/2021: ND (< 1.0 µg/L)
5/6/2021: ND (< 1.0 µg/L)

MW-67 (9-14 FT)
8/7/2020: 1.2 J µg/L
11/2/2020: 1.2 J µg/L
2/15/2021: 0.79 J µg/L
5/5/2021: 1.1 J µg/L

LMW-20-24 (2-12 FT)
6/11/2020: ND (< 1.0 µg/L)
8/11/2020: ND (< 1.0 µg/L)
11/19/2020: ND (< 1.0 µg/L)

MW-194 (12-17 FT)
8/12/2020: ND (< 1.0 µg/L)
11/13/2020: ND (< 1.0 µg/L)
2/17/2021: ND (< 1.0 µg/L)
5/17/2021: ND (< 1.0 µg/L)

MW-200S (5-10 FT)
8/24/2020: ND (< 1.0 µg/L)
11/19/2020: ND (< 1.0 µg/L)
2/26/2021: ND (< 1.0 µg/L)
5/10/2021: ND (< 1.0 µg/L)

MW-200 (15-20 FT)
8/24/2020: ND (< 1.0 µg/L)
11/19/2020: ND (< 1.0 µg/L)
2/26/2021: ND (< 1.0 µg/L)
5/10/2021: ND (< 1.0 µg/L)

LMW-15-02

LMW-20-13 (6-16 FT)
8/12/2020: ND (< 1.0 µg/L)
11/18/2020: ND (< 1.0 µg/L)

MW-21 (13.5-18.5 FT)
11/11/2020: 130 J µg/L
2/18/2021: ND (< 500 µg/L)
5/7/2021: 20 J µg/L

MW-44 (16-21 FT)
8/4/2020: ND (< 10 µg/L)
11/2/2020: ND (< 1.0 µg/L)
2/9/2021: ND (< 10 µg/L)
5/12/2021: ND (< 5.0 µg/L)

LMW-20-25 (2-12 FT)
6/11/2020: 3.7 µg/L
8/12/2020: 7.3 µg/L

LMW-20-27 (5-15 FT)
6/11/2020: 2.2 J µg/L
8/10/2020: ND (< 8.0 µg/L)
11/5/2020: 1.2 J µg/L

VAULT V-ESD-3

ESD-2

MW-68 (15-20 FT)
8/10/2020: 4.9 µg/L
11/3/2020: 4.5 µg/L
2/18/2021: 4.5 µg/L
5/5/2021: 4.9 µg/L

MW-69 (15-20 FT)
8/5/2020: ND (< 1.0 µg/L)
11/10/2020: ND (< 1.0 µg/L)
2/12/2021: ND (< 1.0 µg/L)
5/12/2021: ND (< 1.0 µg/L)

VAULT V-ESD-4

MW-46 (16-21 FT)
8/10/2020: 0.64 J µg/L
11/3/2020: 0.73 J µg/L
2/18/2021: 0.64 J µg/L
5/7/2021: 0.27 J µg/L

ESD-3

MW-19 (15-20 FT)
8/18/2020: ND (< 1.0 µg/L)
11/13/2020: ND (< 1.0 µg/L)
2/9/2021: ND (< 1.0 µg/L)
5/20/2021: ND (< 1.0 µg/L)

LMW-20-26 (5-15 FT)
6/11/2020: 0.55 J µg/L
8/10/2020: ND (< 5.0 µg/L)
11/5/2020: 0.72 J µg/L

MW-47 (16-21 FT)
8/10/2020: 3.4 J µg/L
11/3/2020: 2.6 J µg/L
2/18/2021: 2.3 J µg/L
5/5/2021: 1.7 J µg/L

MW-03 (14-19 FT)
8/19/2020: ND (< 1.0 µg/L)
11/18/2020: ND (< 1.0 µg/L)
2/10/2021: ND (< 1.0 µg/L)
5/11/2021: ND (< 1.0 µg/L)

LMW-20-12 (7-17 FT)
8/12/2020: ND (< 1.0 µg/L)
11/18/2020: ND (< 1.0 J µg/L)

LMW-15-05

SSDS Location

LMW-20-16 (7.5-17.5 FT)
8/11/2020: 2.6 J µg/L
11/13/2020: 0.69 J µg/L

LMW-20-17

LMW-15-03

MW-22 (16.5-21.5 FT)
8/4/2020: ND (< 67 µg/L)
11/2/2020: 0.96 J µg/L
2/10/2021: ND (< 100 µg/L)
5/12/2021: ND (< 25 µg/L)

MW-70 (15-20 FT)
8/10/2020: ND (< 10 µg/L)
11/4/2020: 1.8 J µg/L
2/12/2021: ND (< 25 µg/L)
5/11/2021: ND (< 8.3 µg/L)

MW-45 (15-20 FT)
8/7/2020: ND (< 100 µg/L)
11/4/2020: ND (< 10 µg/L)
2/12/2021: ND (< 50 µg/L)
5/11/2021: ND (< 17 µg/L)

MW-208S (9-14 FT)
8/15/2020: ND (< 1.0 µg/L)
11/14/2020: ND (< 1.0 µg/L)
2/13/2021: ND (< 1.0 µg/L)
5/15/2021: ND (< 1.0 µg/L)

MW-201 (17-22 FT)
8/20/2020: ND (< 1.0 µg/L)
11/19/2020: ND (< 1.0 µg/L)
2/25/2021: ND (< 1.0 µg/L)
5/17/2021: ND (< 1.0 µg/L)

MW-201S (3.5-8.5 FT)
8/20/2020: ND (< 1.0 µg/L)
11/19/2020: 0.19 J µg/L
2/25/2021: ND (< 5.0 µg/L)
5/17/2021: ND (< 1.0 µg/L)

MW-221S (6.5-11.5 FT)
8/12/2020: ND (< 1.0 µg/L)
11/16/2020: ND (< 1.0 µg/L)
2/25/2021: ND (< 1.0 µg/L)
5/18/2021: ND (< 1.0 µg/L)

MW-05 (15.5-20.5 FT)
8/19/2020: ND (< 1.0 µg/L)
11/18/2020: ND (< 1.0 µg/L)
2/10/2021: ND (< 1.0 µg/L)
5/11/2021: ND (< 1.0 µg/L)

MW-10 (16.5-21.5 FT)
8/20/2020: ND (< 330 µg/L)
11/17/2020: ND (< 330 µg/L)
2/10/2021: ND (< 330 µg/L)
5/10/2021: ND (< 170 µg/L)

MW-49 (12.5-17.5 FT)
8/5/2020: ND (< 1,000 µg/L)
11/11/2020: ND (< 1,000 µg/L)
2/19/2021: 210 J µg/L
5/7/2021: ND (< 1,300 µg/L)

LMW-15-04

MW-02 (15.5-20.5 FT)
8/19/2020: 980 µg/L
11/17/2020: 630 µg/L
2/10/2021: 700 µg/L
5/10/2021: 750 µg/L

MW-04 (15.5-20.5 FT)
8/19/2020: 610 J µg/L
11/17/2020: 410 J µg/L
2/10/2021: 360 J µg/L
5/10/2021: 590 µg/L

MW-09 (19.5-24.5 FT)
8/14/2020: ND (< 1.0 µg/L)
11/10/2020: ND (< 1.0 µg/L)
2/11/2021: ND (< 1.0 µg/L)
5/5/2021: ND (< 1.0 µg/L)

LMW-20-15 (7.5-17.5 FT)
8/11/2020: 17 µg/L
11/16/2020: 17 µg/L

MW-23 (15-20 FT)
8/4/2020: 420 µg/L
11/2/2020: 560 J µg/L
2/10/2021: 1,700 J µg/L
5/6/2021: 780 µg/L

PW-16-01 (9.7-19.7 FT)
8/4/2020: ND (< 13.0 µg/L)
11/9/2020: ND (< 1.0 µg/L)
2/10/2021: ND (< 2.0 µg/L)
5/18/2021: 7.6 µg/L

MW-71 (15-20 FT)
8/7/2020: ND (< 1.0 µg/L)
11/4/2020: ND (< 1.0 µg/L)
2/12/2021: ND (< 1.0 µg/L)
5/11/2021: ND (< 1.0 µg/L)

ESD-4

MW-25 (16-21 FT)
8/13/2020: ND (< 1.0 µg/L)
11/9/2020: ND (< 1.0 µg/L)
3/1/2021: ND (< 1.0 µg/L)
5/10/2021: ND (< 1.0 µg/L)

MW-18 (13-18 FT)
8/24/2020: ND (< 1.0 µg/L)
11/11/2020: ND (< 1.0 µg/L)
2/19/2021: ND (< 1.0 µg/L)
5/10/2021: ND (< 1.0 µg/L)

LMW-15-01

LMW-20-18 (6.5-16.5 FT)
8/10/2020: ND (< 1,000 µg/L)
11/11/2020: ND (< 1,000 µg/L)

HCS Location

TW-16-01 (12-17 FT)
8/18/2020: ND (< 13 µg/L)
11/9/2020: ND (< 10 µg/L)
3/2/2021: ND (< 13 µg/L)
5/18/2021: ND (< 2.5 µg/L)

MW-219S (7-12 FT)
8/11/2020: ND (< 1.0 µg/L)
11/18/2020: ND (< 1.0 µg/L)
2/17/2021: ND (< 1.0 µg/L)
5/20/2021: ND (< 1.0 µg/L)

MW-15-60D (93-98 FT)
8/21/2020: ND (< 1.0 µg/L)
11/17/2020: ND (< 1.0 µg/L)
2/26/2021: ND (< 1.0 µg/L)
5/17/2021: ND (< 1.0 µg/L)

LMW-20-20 (4-14 FT)
8/10/2020: ND (< 1.0 µg/L)
11/12/2020: ND (< 1.0 µg/L)

MW-14 (15-20 FT)
8/13/2020: ND (< 1.0 µg/L)
11/10/2020: ND (< 1.0 µg/L)
2/11/2021: ND (< 1.0 µg/L)
5/5/2021: ND (< 1.0 µg/L)

MW-20 (13.5-18.5 FT)
11/10/2020: ND (< 1.0 µg/L)
2/18/2021: ND (< 1.0 µg/L)
5/10/2021: ND (< 1.0 µg/L)

TW-16-02 (12-17 FT)
8/18/2020: ND (< 330 µg/L)
11/5/2020: ND (< 250 µg/L)
3/2/2021: ND (< 330 µg/L)
5/17/2021: ND (< 330 µg/L)

EASTERN DIVERSION CHAMBER

VAULT V-ESD-5

MW-01 (14-19 FT)
8/25/2020: ND (< 1.0 µg/L)
11/9/2020: ND (< 1.0 µg/L)
2/12/2021: ND (< 1.0 µg/L)
5/5/2021: ND (< 1.0 µg/L)

MW-07 (18-23 FT)
8/14/2020: ND (< 1.0 µg/L)
11/12/2020: ND (< 1.0 µg/L)
2/12/2021: ND (< 1.0 J µg/L)
5/5/2021: ND (< 1.0 µg/L)

LMW-20-23 (5-15 FT)
8/10/2020: ND (< 1.0 µg/L)
11/10/2020: ND (< 1.0 µg/L)

MW-224S (7-12 FT)
8/12/2020: ND (< 1.0 µg/L)
11/9/2020: ND (< 1.0 µg/L)
3/1/2021: ND (< 1.0 µg/L)
5/10/2021: ND (< 1.0 µg/L)

WESTERN DIVERSION CHAMBER

MW-36 (20-25 FT)
8/13/2020: ND (< 1.0 µg/L)
11/16/2020: ND (< 1.0 µg/L)
2/12/2021: ND (< 1.0 µg/L)
5/19/2021: ND (< 1.0 µg/L)

MW-222S (5.5-10.5 FT)
8/12/2020: ND (< 1.0 µg/L)
11/12/2020: ND (< 1.0 µg/L)
2/12/2021: ND (< 1.0 µg/L)
5/19/2021: ND (< 1.0 µg/L)

MW-24 (19-24 FT)
8/13/2020: ND (< 1.0 µg/L)
11/16/2020: ND (< 1.0 µg/L)
2/11/2021: ND (< 1.0 µg/L)
5/19/2021: ND (< 1.0 µg/L)

MW-220S (6-11 FT)
8/11/2020: ND (< 1.0 µg/L)
11/11/2020: ND (< 1.0 µg/L)
2/19/2021: ND (< 1.0 µg/L)
5/17/2021: ND (< 1.0 µg/L)

MW-37 (18-23 FT)
8/14/2020: ND (< 1.0 µg/L)
11/16/2020: ND (< 1.0 µg/L)
2/17/2021: ND (< 1.0 µg/L)
5/19/2021: ND (< 1.0 µg/L)

MW-38 (15-20 FT)
8/14/2020: ND (< 1.0 µg/L)
11/12/2020: ND (< 1.0 µg/L)
2/17/2021: ND (< 1.0 µg/L)
5/20/2021: ND (< 1.0 µg/L)

LEGEND

- ON-SITE MONITORING WELL TRANS-1,2-DICHLOROETHENE ≤ 100 µg/L
- ON-SITE MONITORING WELL TRANS-1,2-DICHLOROETHENE > 100 µg/L
- **BLUE/BOLD TEXT** — EXCEEDANCE OF THE NONRESIDENTIAL DRINKING WATER CRITERIA FROM PAST AND PRESENT SAMPLING EVENTS
- WELL NOT SAMPLED
- VAULT (2 FEET x 2 FEET)
- VAULT (4 FEET x 6 FEET)
- WELL SCREEN (4-INCH SDR-11 HDPE, CUSTOM SLOTTED)
- WELL BLANK CASING (4-INCH SDR-11 HDPE)
- WELL BLANK CASING (6-INCH SDR-11 HDPE)
- FORD PROPERTY BOUNDARY

NOTES:
FIGURE ONLY SHOWS THE FOUR MOST RECENT QUARTERS OF DATA (AUGUST 2020, OCTOBER/NOVEMBER 2020, FEBRUARY/MARCH 2021, AND MAY 2021).FULL SET OF DATA CAN BE FOUND IN THE CORRESPONDING TABLES.

µg/L - MICROGRAMS PER LITER (PARTS PER BILLION)

≤ - LESS THAN OR EQUAL TO

> - GREATER THAN

THE EGLE NONRESIDENTIAL DRINKING WATER CRITERIA FOR TRANS-1,2-DICHLOROETHENE IS 100 µg/L. ANALYTICAL METHOD: 8260B FOR VOLATILE ORGANIC COMPOUNDS.

FT = SCREENED INTERVAL IN FEET BELOW GROUND SURFACE

"ND", "<" INDICATES VALUE IS BELOW THE LABORATORY REPORTING LIMIT FOR TRANS-1,2-DICHLOROETHENE.

J = ESTIMATED RESULT

F = MATRIX SPIKE AND/OR MATRIX SPIKE DUPLICATE RECOVERY EXCEEDS CONTROL LIMITS

MW = MONITORING WELL, TW = TEST WELL, PW = PUMPING WELL

LMW = LIGHT NON-AQUEOUS PHASE LIQUID MONITORING WELL

EGLE = MICHIGAN DEPARTMENT OF ENVIRONMENT, GREAT LAKES, AND ENERGY

HDPE = HIGH-DENSITY POLYETHYLENE

SSDS = SUB-SLAB DEPRESSURIZATION SYSTEM

HCS = HYDRAULIC CONTROL SYSTEM

SDR = STANDARD DIMENSIONAL RATIO

ESD = EASTERN STORM DRAIN

BLUE BOX INDICATES EXCEEDANCE OF THE NONRESIDENTIAL DRINKING WATER CRITERIA ASSOCIATED WITH THE MOST RECENT SAMPLING EVENT

0 300 600
SCALE IN FEET

FORD MOTOR COMPANY
LIVONIA TRANSMISSION PLANT
LIVONIA, MICHIGAN

ON-SITE MONITORING WELLS
TRANS-1,2-DICHLOROETHENE IN GROUNDWATER

ARCADIS

FIGURE
5

This document is a DRAFT document that has not received approval from EGLE. This document was prepared pursuant to a court Consent Decree. The opinions, findings, and conclusions expressed are those of the authors and not those of EGLE.

MW-198 (12-17 FT)
8/19/2020: ND (< 1.0 µg/L)
11/17/2020: ND (< 1.0 µg/L)
2/19/2021: ND (< 1.0 µg/L)
5/11/2021: ND (< 1.0 µg/L)

MW-15-59D (94-99 FT)
8/21/2020: ND (< 1.0 µg/L)
11/17/2020: ND (< 1.0 µg/L)
2/26/2021: ND (< 1.0 µg/L)
5/17/2021: ND (< 1.0 µg/L)

MW-198S (2.5-7.5 FT)
8/19/2020: 0.69 J µg/L
11/17/2020: 0.67 J µg/L
2/18/2021: 0.46 J µg/L
5/11/2021: 0.33 J µg/L

MW-199S (2-7 FT)
8/19/2020: ND (< 1.0 µg/L)
11/18/2020: ND (< 1.0 µg/L)
3/1/2021: ND (< 1.0 µg/L)
5/21/2021: ND (< 1.0 µg/L)

MW-113 (5-10 FT)
8/18/2020: ND (< 1.0 µg/L)
11/12/2020: ND (< 1.0 µg/L)
2/9/2021: ND (< 1.0 µg/L)
5/21/2021: ND (< 1.0 µg/L)

MW-27

MW-114

LMW-15-07

MW-120 (7-12 FT)
8/12/2020: 4.5 µg/L
11/14/2020: 4.2 µg/L
2/13/2021: 3.6 µg/L
5/15/2021: 3.3 µg/L

MW-28 (2-12 FT)
8/20/2020: 0.51 J µg/L
11/11/2020: 0.36 J µg/L

MW-55D (19-24 FT)
8/11/2020: ND (< 1.0 µg/L)
11/6/2020: ND (< 1.0 µg/L)
2/25/2021: ND (< 5.0 µg/L)
5/21/2021: ND (< 5.0 µg/L)

MW-55 (15-20 FT)
8/11/2020: ND (< 1.0 µg/L)
11/6/2020: ND (< 1.0 µg/L)
2/25/2021: ND (< 5.0 µg/L)
5/21/2021: ND (< 5.0 µg/L)

MW-54 (16-21 FT)
8/11/2020: ND (< 1.0 µg/L)
11/5/2020: ND (< 1.0 µg/L)
2/24/2021: ND (< 1.0 µg/L)
5/6/2021: ND (< 1.0 µg/L)

MW-54S (4.5-9.5 FT)
8/11/2020: ND (< 1.0 µg/L)
11/5/2020: ND (< 1.0 µg/L)
2/24/2021: ND (< 1.0 µg/L)
5/6/2021: ND (< 1.0 µg/L)

MW-53 (16-21 FT)
8/11/2020: ND (< 1.0 µg/L)
11/4/2020: ND (< 1.0 µg/L)
2/24/2021: ND (< 1.0 µg/L)
5/6/2021: ND (< 1.0 µg/L)

MW-58 (15-20 FT)
8/12/2020: ND (< 2.0 µg/L)
11/6/2020: ND (< 2.0 µg/L)
2/25/2021: ND (< 2.0 µg/L)
5/12/2021: ND (< 1.0 µg/L)

MW-56 (16-21 FT)
8/12/2020: ND (< 3.3 µg/L)
11/6/2020: ND (< 2.5 µg/L)
2/25/2021: ND (< 5.0 µg/L)
5/21/2021: ND (< 5.0 µg/L)

MW-122 (16-21 FT)
8/12/2020: ND (< 1.0 µg/L)
11/5/2020: ND (< 1.0 µg/L)
2/24/2021: ND (< 1.0 µg/L)
5/21/2021: ND (< 1.0 µg/L)

VAULT V-ESD-1

MW-43 (17-22 FT)
8/22/2020: ND (< 5.0 µg/L)
11/14/2020: ND (< 1.0 µg/L)
2/13/2021: ND (< 1.0 µg/L)
5/15/2021: ND (< 1.0 µg/L)

MW-52 (15-20 FT)
8/22/2020: ND (< 5.0 µg/L)
11/14/2020: ND (< 1.0 µg/L)
2/13/2021: ND (< 1.0 µg/L)
5/15/2021: ND (< 1.0 µg/L)

MW-57 (17-22 FT)
8/12/2020: ND (< 1.0 µg/L)
11/5/2020: ND (< 1.0 µg/L)
2/25/2021: ND (< 1.0 µg/L)
5/6/2021: ND (< 1.0 µg/L)

MW-213S (6-11 FT)
8/15/2020: ND (< 1.0 µg/L)
11/14/2020: ND (< 1.0 µg/L)
2/13/2021: ND (< 1.0 µg/L)
5/15/2021: ND (< 1.0 µg/L)

MW-212S (6.5-11.5 FT)
8/15/2020: ND (< 1.0 µg/L)
11/14/2020: 0.28 J µg/L
2/13/2021: 0.13 J µg/L
5/15/2021: ND (< 1.0 µg/L)

MW-211S (7-12 FT)
8/15/2020: 0.37 J µg/L
11/14/2020: 0.39 J µg/L
2/13/2021: 0.45 J µg/L
5/15/2021: 0.24 J µg/L

MW-197S (3-8 FT)
8/19/2020: 92 µg/L
11/18/2020: 93 µg/L
3/1/2021: 58 µg/L
5/11/2021: 66 µg/L

MW-124 (5-10 FT)
8/27/2020: ND (< 1.0 µg/L)
11/17/2020: ND (< 1.0 µg/L)
2/11/2021: ND (< 1.0 µg/L)
5/21/2021: ND (< 1.0 µg/L)

MW-26 (4.5-14.5 FT)
8/25/2020: ND (< 1.0 µg/L)
11/12/2020: ND (< 1.0 µg/L)

LMW-20-11 (5-15 FT)
8/11/2020: ND (< 1.0 µg/L)
11/12/2020: ND (< 1.0 µg/L)

TW-16-03 (9-19 FT)
8/18/2020: ND (< 5.0 µg/L)
11/9/2020: ND (< 2.5 µg/L)
3/1/2021: ND (< 2.5 UB µg/L)
5/20/2021: ND (< 2.5 µg/L)

LMW-15-06

TW-16-04 (9-19 FT)
8/18/2020: ND (< 2.5 µg/L)
11/5/2020: ND (< 1.0 µg/L)
3/1/2021: ND (< 2.0 µg/L)
5/20/2021: ND (< 1.0 µg/L)

LMW-15-10

MW-196S (2-7 FT)
8/14/2020: 170 µg/L
11/16/2020: 34 µg/L
2/17/2021: 88 µg/L
5/17/2021: 90 µg/L

MW-196 (12-17 FT)
8/13/2020: 490 µg/L
11/16/2020: 610 µg/L
2/17/2021: 470 µg/L
5/17/2021: 400 µg/L

PW-16-02 (6-21 FT)
8/4/2020: ND (< 3.3 µg/L)
11/5/2020: ND (< 2.5 µg/L)
2/9/2021: ND (< 1.0 µg/L)
5/20/2021: ND (< 1.0 µg/L)

LMW-15-08

MW-62 (16.3-21.3 FT)
8/6/2020: ND (< 1.0 µg/L)
11/2/2020: ND (< 1.0 µg/L)
2/11/2021: ND (< 1.0 µg/L)
5/7/2021: ND (< 1.0 µg/L)

ESD-1

MW-35 (19.5-24.5 FT)
8/15/2020: ND (< 1.0 µg/L)
11/14/2020: ND (< 1.0 µg/L)
2/13/2021: ND (< 1.0 µg/L)
5/15/2021: ND (< 1.0 µg/L)

MW-195S (2-7 FT)
8/13/2020: 3,900 µg/L
11/16/2020: 2,400 µg/L
2/18/2021: 3,500 µg/L
5/18/2021: 3,200 µg/L

LMW-15-19

MW-29 (5-15 FT)
8/18/2020: ND (< 1.0 µg/L)
11/12/2020: ND (< 1.0 µg/L)
2/9/2021: ND (< 1.0 µg/L)
5/11/2021: ND (< 1.0 µg/L)

MW-50 (16-21 FT)
8/6/2020: ND (< 10 µg/L)
11/2/2020: ND (< 3.3 µg/L)
2/11/2021: ND (< 10 µg/L)
5/7/2021: ND (< 10 µg/L)

MW-64 (15-20 FT)
8/5/2020: ND (< 1.0 µg/L)
11/10/2020: ND (< 1.0 µg/L)
2/17/2021: ND (< 1.0 µg/L)
5/12/2021: ND (< 1.0 µg/L)

MW-63 (7-12 FT)
8/6/2020: ND (< 1.0 µg/L)
11/2/2020: ND (< 1.0 µg/L)
2/11/2021: ND (< 1.0 µg/L)
5/5/2021: ND (< 1.0 µg/L)

VAULT V-ESD-2

MW-42 (16-21 FT)
8/15/2020: ND (< 1.0 µg/L)
11/14/2020: ND (< 1.0 µg/L)
2/13/2021: ND (< 1.0 µg/L)
5/15/2021: ND (< 1.0 µg/L)

MW-15-61D (88-93 FT)
8/15/2020: ND (< 1.0 µg/L)
11/14/2020: ND (< 1.0 µg/L)
2/13/2021: ND (< 1.0 µg/L)
5/15/2021: ND (< 1.0 µg/L)

MW-194S (2-7 FT)
8/13/2020: ND (< 1.0 µg/L)
11/13/2020: ND (< 1.0 µg/L)
2/17/2021: ND (< 1.0 µg/L)
5/17/2021: ND (< 1.0 µg/L)

LMW-15-09

MW-65 (16-21 FT)
11/2/2020: ND (< 1.0 µg/L)
2/9/2021: ND (< 1.0 µg/L)
5/11/2021: ND (< 1.0 µg/L)
5/11/2021: ND (< 1.0 µg/L)

LMW-20-21 (7-17 FT)
8/12/2020: ND (< 1.0 µg/L)
11/19/2020: ND (< 1.0 µg/L)

MW-34 (16.5-21.5 FT)
8/15/2020: ND (< 1.0 µg/L)
11/14/2020: ND (< 1.0 µg/L)
2/13/2021: ND (< 1.0 µg/L)
5/15/2021: ND (< 1.0 µg/L)

LMW-20-28 (4.5-14.5 FT)
8/12/2020: ND (< 1.0 µg/L)

LMW-20-22 (6.5-16.5 FT)
8/12/2020: 0.65 J µg/L
11/19/2020: 0.45 J µg/L

MW-48 (17-22 FT)
8/6/2020: ND (< 1.0 µg/L)
10/30/2020: ND (< 1.0 µg/L)
2/15/2021: ND (< 1.0 µg/L)
5/5/2021: ND (< 1.0 µg/L)

MW-66 (15-20 FT)
8/3/2020: ND (< 1.0 µg/L)
11/2/2020: ND (< 1.0 µg/L)
2/10/2021: ND (< 1.0 µg/L)
5/7/2021: ND (< 1.0 µg/L)

MW-51 (15-20 FT)
8/5/2020: ND (< 1.0 µg/L)
11/5/2020: ND (< 1.0 µg/L)
2/9/2021: ND (< 1.0 µg/L)
5/6/2021: ND (< 1.0 µg/L)

MW-67 (9-14 FT)
8/7/2020: 64 µg/L
11/2/2020: 67 µg/L
2/15/2021: 44 µg/L
5/5/2021: 52 µg/L

MW-210S (8-13 FT)
8/15/2020: ND (< 1.0 µg/L)
11/14/2020: ND (< 1.0 µg/L)
2/13/2021: ND (< 1.0 µg/L)
5/15/2021: ND (< 1.0 µg/L)

LMW-20-24 (2-12 FT)
6/11/2020: ND (< 1.0 µg/L)
8/11/2020: ND (< 1.0 µg/L)
11/19/2020: ND (< 1.0 µg/L)

MW-194 (12-17 FT)
8/12/2020: ND (< 1.0 µg/L)
11/13/2020: ND (< 1.0 µg/L)
2/17/2021: ND (< 1.0 µg/L)
5/17/2021: ND (< 1.0 µg/L)

MW-200S (5-10 FT)
8/24/2020: ND (< 1.0 µg/L)
11/19/2020: ND (< 1.0 µg/L)
2/26/2021: ND (< 1.0 µg/L)
5/10/2021: ND (< 1.0 µg/L)

LMW-20-25 (2-12 FT)
6/11/2020: 12 µg/L
8/12/2020: 28 µg/L

LMW-20-27 (5-15 FT)
6/11/2020: 55 µg/L
8/10/2020: 69 µg/L
11/5/2020: 47 µg/L

ESD-2

VAULT V-ESD-3

MW-68 (15-20 FT)
8/10/2020: ND (< 1.0 µg/L)
11/3/2020: ND (< 2.0 µg/L)
2/18/2021: ND (< 2.0 µg/L)
5/5/2021: ND (< 2.0 µg/L)

MW-41 (16-21 FT)
8/15/2020: ND (< 1.0 µg/L)
11/14/2020: ND (< 1.0 µg/L)
2/13/2021: ND (< 1.0 µg/L)
5/15/2021: ND (< 1.0 µg/L)

LEVAN RD

MW-200 (15-20 FT)
8/24/2020: ND (< 1.0 µg/L)
11/19/2020: ND (< 1.0 µg/L)
2/26/2021: ND (< 1.0 µg/L)
5/10/2021: ND (< 1.0 µg/L)

LMW-15-02

MW-44 (16-21 FT)
8/4/2020: ND (< 10 µg/L)
11/2/2020: ND (< 1.0 µg/L)
2/9/2021: ND (< 10 µg/L)
5/12/2021: ND (< 5.0 µg/L)

MW-47 (16-21 FT)
8/10/2020: ND (< 4.0 µg/L)
11/3/2020: ND (< 4.0 µg/L)
2/18/2021: ND (< 4.0 µg/L)
5/5/2021: ND (< 4.0 µg/L)

VAULT V-ESD-4

MW-70 (15-20 FT)
8/10/2020: ND (< 10 µg/L)
11/4/2020: 1.2 J µg/L
2/12/2021: ND (< 25 µg/L)
5/11/2021: ND (< 8.3 µg/L)

MW-209S (8-13 FT)
8/15/2020: ND (< 1.0 µg/L)
11/14/2020: ND (< 1.0 µg/L)
2/13/2021: ND (< 1.0 µg/L)
5/15/2021: ND (< 1.0 µg/L)

LMW-20-13 (6-16 FT)
8/12/2020: ND (< 1.0 µg/L)
11/18/2020: ND (< 1.0 µg/L)

LMW-20-12 (7-17 FT)
8/12/2020: ND (< 1.0 µg/L)
11/18/2020: ND (< 1.0 J µg/L)

MW-19 (15-20 FT)
8/18/2020: 0.84 J µg/L
11/13/2020: 0.80 J µg/L
2/9/2021: 0.85 J µg/L
5/20/2021: 0.57 J µg/L

LMW-20-26 (5-15 FT)
6/11/2020: 0.76 J µg/L
8/10/2020: ND (< 5.0 µg/L)
11/5/2020: 0.42 J µg/L

MW-46 (16-21 FT)
8/10/2020: ND (< 1.0 µg/L)
11/3/2020: ND (< 1.0 µg/L)
2/18/2021: ND (< 1.0 µg/L)
5/7/2021: ND (< 1.0 µg/L)

ESD-3

MW-69 (15-20 FT)
8/5/2020: ND (< 1.0 µg/L)
11/10/2020: ND (< 1.0 µg/L)
2/12/2021: ND (< 1.0 µg/L)
5/12/2021: ND (< 1.0 µg/L)

MW-30 (19-24 FT)
8/15/2020: ND (< 1.0 µg/L)
11/14/2020: ND (< 1.0 µg/L)
2/13/2021: ND (< 1.0 µg/L)
5/15/2021: ND (< 1.0 µg/L)

MW-201 (17-22 FT)
8/20/2020: ND (< 1.0 µg/L)
11/19/2020: ND (< 1.0 µg/L)
2/25/2021: ND (< 1.0 µg/L)
5/17/2021: ND (< 1.0 µg/L)

MW-03 (14-19 FT)
8/19/2020: ND (< 1.0 µg/L)
11/18/2020: ND (< 1.0 µg/L)
2/10/2021: ND (< 1.0 µg/L)
5/11/2021: ND (< 1.0 µg/L)

LMW-15-05

SSDS Location

LMW-20-16 (7.5-17.5 FT)
8/11/2020: 47 µg/L
11/13/2020: 51 µg/L

LMW-15-03

MW-21 (13.5-18.5 FT)
11/11/2020: 180 J µg/L
2/18/2021: 110 J µg/L
5/7/2021: 59 J µg/L

LMW-20-17

MW-22 (16.5-21.5 FT)
8/4/2020: ND (< 67 µg/L)
11/2/2020: ND (< 2.5 µg/L)
2/10/2021: ND (< 100 µg/L)
5/12/2021: ND (< 25 µg/L)

MW-45 (15-20 FT)
8/7/2020: ND (< 100 µg/L)
11/4/2020: ND (< 10 µg/L)
2/12/2021: ND (< 50 µg/L)
5/11/2021: ND (< 17 µg/L)

MW-208S (9-14 FT)
8/15/2020: ND (< 1.0 µg/L)
11/14/2020: ND (< 1.0 µg/L)
2/13/2021: ND (< 1.0 µg/L)
5/15/2021: ND (< 1.0 µg/L)

MW-31 (17-22 FT)
8/15/2020: ND (< 1.0 µg/L)
11/14/2020: ND (< 1.0 µg/L)
2/13/2021: ND (< 1.0 µg/L)
5/15/2021: ND (< 1.0 µg/L)

MW-201S (3.5-8.5 FT)
8/20/2020: ND (< 1.0 µg/L)
11/19/2020: 0.18 J µg/L
2/25/2021: ND (< 5.0 µg/L)
5/17/2021: ND (< 5.0 µg/L)

MW-05 (15.5-20.5 FT)
8/19/2020: ND (< 1.0 µg/L)
11/18/2020: ND (< 1.0 µg/L)
2/10/2021: 0.40 J µg/L
5/11/2021: ND (< 1.0 µg/L)

MW-10 (16.5-21.5 FT)
8/20/2020: ND (< 330 µg/L)
11/17/2020: ND (< 330 µg/L)
2/10/2021: ND (< 330 µg/L)
5/10/2021: 27 J µg/L

LMW-15-04

MW-49 (12.5-17.5 FT)
8/5/2020: ND (< 1,000 µg/L)
11/11/2020: ND (< 1,000 µg/L)
2/19/2021: ND (< 500 µg/L)
5/7/2021: ND (< 1,300 µg/L)

MW-23 (15-20 FT)
8/4/2020: 1,400 µg/L
11/2/2020: 2,600 µg/L
2/10/2021: 12,000 µg/L
5/6/2021: 4,800 µg/L

PW-16-01 (9.7-19.7 FT)
8/4/2020: ND (< 13 µg/L)
11/9/2020: ND (< 1.0 µg/L)
2/10/2021: ND (< 2.0 µg/L)
5/18/2021: ND (< 1.0 µg/L)

MW-71 (15-20 FT)
8/7/2020: ND (< 1.0 µg/L)
11/4/2020: ND (< 1.0 µg/L)
2/12/2021: ND (< 1.0 µg/L)
5/11/2021: ND (< 1.0 µg/L)

MW-218S (9-14 FT)
8/11/2020: ND (< 1.0 µg/L)
11/11/2020: ND (< 1.0 µg/L)
2/18/2021: ND (< 1.0 µg/L)
5/19/2021: ND (< 1.0 µg/L)

MW-02 (15.5-20.5 FT)
8/19/2020: ND (< 250 µg/L)
11/17/2020: ND (< 250 µg/L)
2/10/2021: ND (< 250 µg/L)
5/10/2021: 19 J µg/L

MW-04 (15.5-20.5 FT)
8/19/2020: 24,000 µg/L
11/17/2020: 15,000 µg/L
2/10/2021: 7,800 µg/L
5/10/2021: 14,000 µg/L

MW-09 (19.5-24.5 FT)
8/14/2020: ND (< 1.0 µg/L)
11/10/2020: ND (< 1.0 µg/L)
2/11/2021: ND (< 1.0 µg/L)
5/5/2021: ND (< 1.0 µg/L)

LMW-20-15 (7.5-17.5 FT)
8/11/2020: 83 µg/L
11/16/2020: 62 µg/L

MW-25 (16-21 FT)
8/13/2020: ND (< 1.0 µg/L)
11/9/2020: ND (< 1.0 µg/L)
3/1/2021: ND (< 1.0 µg/L)
5/10/2021: ND (< 1.0 µg/L)

LMW-20-14 (6-16 FT)
8/12/2020: 0.56 J µg/L
11/17/2020: 0.72 J µg/L

LMW-20-23 (5-15 FT)
8/10/2020: ND (< 1.0 µg/L)
11/10/2020: ND (< 1.0 µg/L)

LMW-20-18 (6.5-16.5 FT)
8/10/2020: 19,000 µg/L
11/11/2020: 21,000 µg/L

HCS Location

TW-16-01 (12-17 FT)
8/18/2020: ND (< 13 µg/L)
11/9/2020: ND (< 10 µg/L)
3/2/2021: ND (< 13 µg/L)
5/18/2021: ND (< 2.5 µg/L)

MW-219S (7-12 FT)
8/11/2020: ND (< 1.0 µg/L)
11/18/2020: 0.12 J µg/L
2/17/2021: ND (< 1.0 µg/L)
5/20/2021: ND (< 1.0 µg/L)

MW-40 (20-25 FT)
8/15/2020: ND (< 1.0 µg/L)
11/14/2020: ND (< 1.0 µg/L)
2/13/2021: ND (< 1.0 µg/L)
5/15/2021: ND (< 1.0 µg/L)

LMW-20-20 (4-14 FT)
8/10/2020: ND (< 1.0 µg/L)
11/12/2020: ND (< 1.0 µg/L)

MW-07 (18-23 FT)
8/14/2020: ND (< 1.0 µg/L)
11/12/2020: ND (< 1.0 µg/L)
2/12/2021: ND (< 1.0 J µg/L)
5/5/2021: ND (< 1.0 µg/L)

LMW-15-01

MW-18 (13-18 FT)
8/24/2020: ND (< 1.0 µg/L)
11/11/2020: ND (< 1.0 µg/L)
2/19/2021: ND (< 1.0 µg/L)
5/10/2021: ND (< 1.0 µg/L)

MW-20 (13.5-18.5 FT)
11/10/2020: ND (< 1.0 µg/L)
2/18/2021: ND (< 1.0 µg/L)
5/10/2021: ND (< 1.0 µg/L)

TW-16-02 (12-17 FT)
8/18/2020: ND (< 330 µg/L)
11/5/2020: ND (< 250 µg/L)
3/2/2021: ND (< 330 µg/L)
5/17/2021: ND (< 330 µg/L)

EASTERN DIVERSION CHAMBER

VAULT V-ESD-5

MW-32 (18-23 FT)
8/17/2020: ND (< 1.0 µg/L)
11/11/2020: ND (< 1.0 µg/L)
2/18/2021: ND (< 1.0 µg/L)
5/20/2021: ND (< 1.0 µg/L)

MW-15-60D (93-98 FT)
8/21/2020: ND (< 1.0 µg/L)
11/17/2020: ND (< 1.0 µg/L)
2/26/2021: ND (< 1.0 µg/L)
5/17/2021: ND (< 1.0 µg/L)

MW-01 (14-19 FT)
8/25/2020: ND (< 1.0 µg/L)
11/9/2020: ND (< 1.0 µg/L)
2/12/2021: ND (< 1.0 µg/L)
5/5/2021: ND (< 1.0 µg/L)

MW-224S (7-12 FT)
8/12/2020: ND (< 1.0 µg/L)
11/9/2020: ND (< 1.0 µg/L)
3/1/2021: ND (< 1.0 µg/L)
5/10/2021: ND (< 1.0 µg/L)

WESTERN DIVERSION CHAMBER

MW-36 (20-25 FT)
8/13/2020: ND (< 1.0 µg/L)
11/16/2020: ND (< 1.0 µg/L)
2/12/2021: ND (< 1.0 µg/L)
5/19/2021: ND (< 1.0 µg/L)

MW-222S (5.5-10.5 FT)
8/12/2020: ND (< 1.0 µg/L)
11/12/2020: ND (< 1.0 µg/L)
2/12/2021: ND (< 1.0 µg/L)
5/19/2021: ND (< 1.0 µg/L)

MW-24 (19-24 FT)
8/13/2020: ND (< 1.0 µg/L)
11/16/2020: ND (< 1.0 µg/L)
2/11/2021: ND (< 1.0 µg/L)
5/19/2021: ND (< 1.0 µg/L)

MW-14 (15-20 FT)
8/13/2020: ND (< 1.0 µg/L)
11/10/2020: ND (< 1.0 µg/L)
2/11/2021: ND (< 1.0 µg/L)
5/5/2021: ND (< 1.0 µg/L)

MW-220S (6-11 FT)
8/11/2020: ND (< 1.0 µg/L)
11/11/2020: 0.11 J µg/L
2/19/2021: ND (< 1.0 µg/L)
5/17/2021: ND (< 1.0 µg/L)

MW-37 (18-23 FT)
8/14/2020: ND (< 1.0 µg/L)
11/16/2020: ND (< 1.0 µg/L)
2/17/2021: ND (< 1.0 µg/L)
5/19/2021: ND (< 1.0 µg/L)

MW-38 (15-20 FT)
8/14/2020: ND (< 1.0 µg/L)
11/12/2020: ND (< 1.0 µg/L)
2/17/2021: ND (< 1.0 µg/L)
5/20/2021: ND (< 1.0 µg/L)

MW-33 (14-19 FT)
8/14/2020: ND (< 1.0 µg/L)
11/18/2020: ND (< 1.0 µg/L)
2/17/2021: ND (< 1.0 µg/L)
5/18/2021: ND (< 1.0 µg/L)

MW-39 (20-25 FT)
8/24/2020: ND (< 1.0 µg/L)
11/11/2020: ND (< 1.0 µg/L)
2/18/2021: ND (< 1.0 µg/L)
5/18/2021: ND (< 1.0 µg/L)

LEGEND

- ON-SITE MONITORING WELL TRICHLOROETHENE ≤ 5.0 µg/L
- ON-SITE MONITORING WELL TRICHLOROETHENE > 5.0 µg/L
- BLUE/BOLD TEXT — EXCEEDANCE OF THE NONRESIDENTIAL DRINKING WATER CRITERIA FROM PAST AND PRESENT SAMPLING EVENTS
- WELL NOT SAMPLED
- VAULT (2 FEET x 2 FEET)
- VAULT (4 FEET x 6 FEET)
- WELL SCREEN (4-INCH SDR-11 HDPE, CUSTOM SLOTTED)
- WELL BLANK CASING (4-INCH SDR-11 HDPE)
- WELL BLANK CASING (6-INCH SDR-11 HDPE)
- FORD PROPERTY BOUNDARY

NOTES:
FIGURE ONLY SHOWS THE FOUR MOST RECENT QUARTERS OF DATA (AUGUST 2020, NOVEMBER 2020, FEBRUARY/MARCH 2021, AND MAY 2021). FULL SET OF DATA CAN BE FOUND IN THE CORRESPONDING TABLES.

µg/L - MICROGRAMS PER LITER (PARTS PER BILLION)

≤ - LESS THAN OR EQUAL TO

> - GREATER THAN

THE EGLE NONRESIDENTIAL DRINKING WATER CRITERIA FOR TRICHLOROETHENE IS 5.0 µg/L. ANALYTICAL METHOD: 8260B FOR VOLATILE ORGANIC COMPOUNDS.

FT = SCREENED INTERVAL IN FEET BELOW GROUND SURFACE

"ND", "<" INDICATES VALUE IS BELOW THE LABORATORY REPORTING LIMIT FOR TRICHLOROETHENE.

J = ESTIMATED RESULT

UB = ANALYTE CONSIDERED NON-DETECT AT THE VALUE LISTED DUE TO ASSOCIATED BLANK CONTAMINATION

MW = MONITORING WELL, TW = TEST WELL, PW = PUMPING WELL

LMW = LIGHT NON-AQUEOUS PHASE LIQUID MONITORING WELL

EGLE = MICHIGAN DEPARTMENT OF ENVIRONMENT, GREAT LAKES, AND ENERGY

HDPE = HIGH-DENSITY POLYETHYLENE, SDR = STANDARD DIMENSIONAL RATIO

SSDS = SUB-SLAB DEPRESSURIZATION SYSTEM

HCS = HYDRAULIC CONTROL SYSTEM

ESD = EASTERN STORM DRAIN

BLUE BOX INDICATES EXCEEDANCE OF THE NONRESIDENTIAL DRINKING WATER CRITERIA ASSOCIATED WITH THE MOST RECENT SAMPLING EVENT

0 300 600
SCALE IN FEET

FORD MOTOR COMPANY
LIVONIA TRANSMISSION PLANT
LIVONIA, MICHIGAN

ON-SITE MONITORING WELLS TRICHLOROETHENE IN GROUNDWATER

ARCADIS

FIGURE 6

CITY: NOVI DIV: ENV DB: MG PIC: R_ELLIS PM: K_HINSKEY TM: A_PAULSON TR: P_CURRY PROJECT NUMBER: 30080642.602.01 COORDINATE SYSTEM: NAD 1983 StatePlane Michigan South FIPS 2113 Feet
T:_ENV\Novi\Brighton_MI\Ford\Livonia\GIS\docs\GEC\2Q_2021\Figure 6_On-Site GWA TCE.mxd PLOTTED: 7/19/2021 11:05:41 AM BY: P. SELVARAJ

This document is a DRAFT document that has not received approval from EGLE. This document was prepared pursuant to a court Consent Decree. The opinions, findings, and conclusions expressed are those of the authors and not those of EGLE.

MW-198 (12-17 FT)
8/19/2020: ND (< 1.0 µg/L)
11/17/2020: ND (< 1.0 µg/L)
2/19/2021: ND (< 1.0 µg/L)
5/11/2021: ND (< 1.0 µg/L)

MW-15-59D (94-99 FT)
8/21/2020: ND (< 1.0 µg/L)
11/17/2020: ND (< 1.0 µg/L)
2/26/2021: ND (< 1.0 µg/L)
5/17/2021: ND (< 1.0 µg/L)

MW-199S (2-7 FT)
8/19/2020: ND (< 1.0 µg/L)
11/18/2020: 0.23 J µg/L
3/1/2021: 0.43 J µg/L
5/21/2021: 0.41 J µg/L

MW-113 (5-10 FT)
8/18/2020: ND (< 1.0 µg/L)
11/12/2020: ND (< 1.0 µg/L)
2/9/2021: ND (< 1.0 µg/L)
5/21/2021: ND (< 1.0 µg/L)

MW-28 (2-12 FT)
8/20/2020: ND (< 1.0 µg/L)
11/11/2020: ND (< 1.0 µg/L)

MW-27

MW-114

LMW-15-07

MW-120 (7-12 FT)
8/22/2020: ND (< 1.0 µg/L)
11/14/2020: ND (< 1.0 µg/L)
2/13/2021: ND (< 1.0 µg/L)
5/15/2021: ND (< 1.0 µg/L)

MW-55 (15-20 FT)
8/11/2020: ND (< 1.0 µg/L)
11/6/2020: 0.31 J µg/L
2/25/2021: ND (< 5.0 µg/L)
5/21/2021: ND (< 5.0 µg/L)

MW-55D (19-24 FT)
8/11/2020: ND (< 1.0 µg/L)
11/6/2020: ND (< 1.0 µg/L)
2/25/2021: ND (< 5.0 µg/L)
5/21/2021: ND (< 5.0 µg/L)

MW-54 (16-21 FT)
8/11/2020: 1.1 µg/L)
11/5/2020: 0.99 J µg/L
2/24/2021: 0.74 J µg/L
5/6/2021: 1.2 µg/L

MW-54S (4.5-9.5 FT)
8/11/2020: ND (< 1.0 µg/L)
11/5/2020: ND (< 1.0 µg/L)
2/24/2021: ND (< 1.0 µg/L)
5/6/2021: ND (< 1.0 µg/L)

MW-53 (16-21 FT)
8/11/2020: ND (< 1.0 µg/L)
11/4/2020: 0.68 J µg/L
2/24/2021: 0.22 J µg/L
5/6/2021: 0.65 J µg/L

MW-198S (2.5-7.5 FT)
8/19/2020: ND (< 1.0 µg/L)
11/17/2020: ND (< 1.0 µg/L)
2/18/2021: ND (< 1.0 µg/L)
5/11/2021: ND (< 1.0 µg/L)

MW-124 (5-10 FT)
8/27/2020: 0.41 J µg/L
11/17/2020: 0.29 J µg/L
2/11/2021: 0.27 J µg/L
5/21/2021: 0.28 J µg/L

MW-26 (4.5-14.5 FT)
8/25/2020: ND (< 1.0 µg/L)
11/12/2020: ND (< 1.0 µg/L)

LMW-20-11 (5-15 FT)
8/11/2020: ND (< 1.0 µg/L)
11/12/2020: ND (< 1.0 µg/L)

MW-58 (15-20 FT)
8/12/2020: ND (< 2.0 µg/L)
11/6/2020: ND (< 2.0 µg/L)
2/25/2021: ND (< 2.0 µg/L)
5/12/2021: ND (< 1.0 µg/L)

MW-56 (16-21 FT)
8/12/2020: ND (< 3.3 µg/L)
11/6/2020: ND (< 2.5 µg/L)
2/25/2021: ND (< 5.0 µg/L)
5/21/2021: ND (< 5.0 µg/L)

MW-122 (16-21 FT)
8/12/2020: 1.4 µg/L
11/5/2020: 2.6 µg/L
2/24/2021: 2.0 µg/L
5/21/2021: 2.2 µg/L

VAULT V-ESD-1

MW-52 (15-20 FT)
8/22/2020: 3.0 J µg/L
11/14/2020: 3.5 µg/L
2/13/2021: 2.3 µg/L
5/15/2021: 3.7 µg/L

MW-43 (17-22 FT)
8/22/2020: ND (< 5.0 µg/L)
11/14/2020: ND (< 1.0 µg/L)
2/13/2021: ND (< 1.0 µg/L)
5/15/2021: 0.24 J µg/L

MW-197S (3-8 FT)
8/19/2020: ND (< 5.0 µg/L)
11/18/2020: 2.5 J µg/L
3/1/2021: 1.6 J µg/L
5/11/2021: 3.6 J µg/L

MW-57 (17-22 FT)
8/12/2020: 1.3 µg/L
11/5/2020: ND (< 1.0 µg/L)
2/25/2021: 0.57 J µg/L
5/6/2021: 1.6 µg/L

MW-212S (6.5-11.5 FT)
8/15/2020: ND (< 1.0 µg/L)
11/14/2020: 0.81 J µg/L
2/13/2021: 0.40 J µg/L
5/15/2021: 0.53 J µg/L

MW-213S (6-11 FT)
8/15/2020: 0.81 J µg/L
11/14/2020: 0.92 J µg/L
2/13/2021: 0.72 J µg/L
5/15/2021: 0.86 J µg/L

LMW-15-06

TW-16-04 (9-19 FT)
8/18/2020: 20 µg/L
11/5/2020: 30 µg/L
3/1/2021: 30 µg/L
5/20/2021: 20 µg/L

TW-16-03 (9-19 FT)
8/18/2020: 84 µg/L
11/9/2020: 89 µg/L
3/1/2021: 69 µg/L
5/1/2021: 46 µg/L

LMW-15-08

LMW-15-10

MW-62 (16.3-21.3 FT)
8/6/2020: 0.98 J µg/L
11/2/2020: 0.77 J µg/L
2/11/2021: 0.44 J µg/L
5/7/2021: 0.41 µg/L

ESD-1

MW-35 (19.5-24.5 FT)
8/15/2020: 4.9 µg/L
11/14/2020: 1.9 µg/L
2/13/2021: 1.2 µg/L
5/15/2021: 4.3 µg/L

MW-211S (7-12 FT)
8/15/2020: ND (< 1.0 µg/L)
11/14/2020: ND (< 1.0 µg/L)
2/13/2021: ND (< 1.0 µg/L)
5/15/2021: ND (< 1.0 µg/L)

MW-196 (12-17 FT)
8/13/2020: ND (< 25 µg/L)
11/16/2020: ND (< 25 µg/L)
2/17/2021: ND (< 25 µg/L)
5/17/2021: ND (< 13 µg/L)

PW-16-02 (6-21 FT)
8/4/2020: 85 µg/L
11/5/2020: 120 µg/L
2/9/2021: 14 µg/L
5/20/2021: 41 J µg/L

LMW-20-19

MW-50 (16-21 FT)
8/6/2020: 240 µg/L
11/2/2020: 57 µg/L
2/11/2021: 160 µg/L
5/7/2021: 130 µg/L

MW-64 (15-20 FT)
8/5/2020: 3.4 µg/L
11/10/2020: 4.3 µg/L
2/17/2021: 2.6 µg/L
5/12/2021: 2.3 µg/L

MW-63 (7-12 FT)
8/6/2020: ND (< 1.0 µg/L)
11/2/2020: ND (< 1.0 µg/L)
2/11/2021: ND (< 1.0 µg/L)
5/5/2021: ND (< 1.0 µg/L)

VAULT V-ESD-2

MW-42 (16-21 FT)
8/15/2020: 0.60 J µg/L
11/14/2020: 0.86 J µg/L
2/13/2021: 0.59 J µg/L
5/15/2021: 0.78 J µg/L

MW-15-61D (88-93 FT)
8/15/2020: ND (< 1.0 µg/L)
11/14/2020: ND (< 1.0 µg/L)
2/13/2021: ND (< 1.0 µg/L)
5/15/2021: ND (< 1.0 µg/L)

MW-195S (2-7 FT)
8/13/2020: ND (< 100 µg/L)
11/16/2020: ND (< 100 µg/L)
2/18/2021: ND (< 100 µg/L)
5/18/2021: 13 µg/L

MW-196S (2-7 FT)
8/14/2020: ND (< 4.0 µg/L)
11/16/2020: ND (< 4.0 µg/L)
2/17/2021: ND (< 4.0 µg/L)
5/17/2021: ND (< 2.0 µg/L)

LMW-15-09

MW-29 (5-15 FT)
8/18/2020: ND (< 1.0 µg/L)
11/12/2020: 1.5 µg/L
2/9/2021: 3.4 µg/L
5/11/2021: 3.9 µg/L

LMW-20-21 (7-17 FT)
8/12/2020: 0.59 J µg/L
11/19/2020: 0.67 J µg/L

MW-34 (16.5-21.5 FT)
8/15/2020: 1.4 µg/L
11/14/2020: 1.8 µg/L
2/13/2021: 0.78 J µg/L
5/15/2021: 1.0 µg/L

LMW-20-28 (4.5-14.5 FT)
8/12/2020: ND (< 1.0 µg/L)

MW-65 (16-21 FT)
8/3/2020: 20 µg/L
11/2/2020: 17 µg/L
2/9/2021: 14 µg/L
5/11/2021: 14 µg/L

MW-48 (17-22 FT)
8/6/2020: 2.8 µg/L
10/30/2020: 0.27 J µg/L
2/15/2021: 1.7 µg/L
5/5/2021: 0.22 J µg/L

MW-66 (15-20 FT)
8/3/2020: 3.5 µg/L
11/2/2020: 2.5 µg/L
2/10/2021: 2.9 µg/L
5/7/2021: 6.0 µg/L

MW-51 (15-20 FT)
8/5/2020: ND (< 1.0 µg/L)
11/5/2020: 0.38 J µg/L
2/9/2021: ND (< 1.0 µg/L)
5/6/2021: 0.28 J µg/L

MW-67 (9-14 FT)
8/7/2020: ND (< 2.5 µg/L)
11/2/2020: ND (< 2.5 µg/L)
2/15/2021: ND (< 2.5 µg/L)
5/5/2021: 0.99 J µg/L

MW-210S (8-13 FT)
8/15/2020: 12 µg/L
11/14/2020: 17 µg/L
2/13/2021: 12 µg/L
5/15/2021: 14 µg/L

LEVAN RD

MW-194S (2-7 FT)
8/13/2020: ND (< 1.0 µg/L)
11/13/2020: ND (< 1.0 µg/L)
2/17/2021: ND (< 1.0 µg/L)
5/17/2021: ND (< 1.0 µg/L)

LMW-20-22 (6.5-16.5 FT)
8/12/2020: 35 µg/L
11/19/2020: 39 µg/L

LMW-15-02

LMW-20-25 (2-12 FT)
6/11/2020: 2.3 J µg/L
8/12/2020: 6.2 µg/L

LMW-20-27 (5-15 FT)
8/10/2020: 11 µg/L
11/5/2020: 16 µg/L

VAULT V-ESD-3

ESD-2

MW-47 (16-21 FT)
8/10/2020: 100 µg/L
11/3/2020: 130 J µg/L
2/18/2021: 110 µg/L
5/5/2021: 120 µg/L

MW-68 (15-20 FT)
8/10/2020: 5.0 µg/L
11/3/2020: 5.3 µg/L
2/18/2021: 3.0 µg/L
5/5/2021: 2.7 µg/L

MW-41 (16-21 FT)
8/15/2020: 1.2 µg/L
11/14/2020: 2.0 µg/L
2/13/2021: 2.0 µg/L
5/15/2021: 1.1 µg/L

LMW-20-24 (2-12 FT)
8/11/2020: ND (< 1.0 µg/L)
11/19/2020: 0.24 J µg/L

MW-200S (5-10 FT)
8/24/2020: ND (< 1.0 µg/L)
11/19/2020: ND (< 1.0 µg/L)
2/26/2021: ND (< 1.0 µg/L)
5/10/2021: ND (< 1.0 µg/L)

MW-200 (15-20 FT)
8/24/2020: ND (< 1.0 µg/L)
11/19/2020: ND (< 1.0 µg/L)
2/26/2021: ND (< 1.0 µg/L)
5/10/2021: ND (< 1.0 µg/L)

LMW-20-13 (6-16 FT)
8/12/2020: ND (< 1.0 µg/L)
11/18/2020: ND (< 1.0 µg/L)

MW-19 (15-20 FT)
8/18/2020: 1.2 µg/L
11/13/2020: 1.7 µg/L
2/9/2021: 0.99 J µg/L
5/20/2021: 1.1 µg/L

MW-44 (16-21 FT)
8/4/2020: 160 µg/L
11/2/2020: 190 µg/L
2/9/2021: 200 µg/L
5/12/2021: 200 µg/L

MW-46 (16-21 FT)
8/10/2020: 40 µg/L
11/3/2020: 21 µg/L
2/18/2021: 14 µg/L
5/7/2021: 15 µg/L

MW-70 (15-20 FT)
8/10/2020: 330 µg/L
11/4/2020: 550 µg/L
2/12/2021: 470 µg/L
5/11/2021: 560 µg/L

MW-69 (15-20 FT)
8/5/2020: 3.2 µg/L
11/10/2020: 3.8 µg/L
2/12/2021: 3.3 µg/L
5/12/2021: 3.5 µg/L

MW-201 (17-22 FT)
8/20/2020: ND (< 1.0 µg/L)
11/19/2020: ND (< 1.0 µg/L)
2/25/2021: ND (< 1.0 µg/L)
5/17/2021: ND (< 1.0 µg/L)

MW-03 (14-19 FT)
8/19/2020: ND (< 1.0 µg/L)
11/18/2020: ND (< 1.0 µg/L)
2/10/2021: ND (< 1.0 µg/L)
5/11/2021: ND (< 1.0 µg/L)

LMW-20-12 (7-17 FT)
8/12/2020: 3.5 µg/L
11/18/2020: 2.6 J µg/L

LMW-15-05

LMW-15-03

LMW-20-17

SSDS Location

MW-30 (19-24 FT)
8/15/2020: ND (< 1.0 µg/L)
11/14/2020: ND (< 1.0 µg/L)
2/13/2021: ND (< 1.0 µg/L)
5/15/2021: ND (< 1.0 µg/L)

MW-209S (8-13 FT)
8/15/2020: ND (< 1.0 µg/L)
11/14/2020: 0.37 J µg/L
2/13/2021: ND (< 1.0 µg/L)
5/15/2021: 0.40 J µg/L

MW-201S (3.5-8.5 FT)
8/20/2020: ND (< 1.0 µg/L)
11/19/2020: ND (< 1.0 µg/L)
2/25/2021: ND (< 5.0 µg/L)
5/17/2021: ND (< 5.0 µg/L)

MW-05 (15.5-20.5 FT)
8/19/2020: ND (< 1.0 µg/L)
11/18/2020: ND (< 1.0 µg/L)
2/10/2021: ND (< 1.0 µg/L)
5/11/2021: ND (< 1.0 µg/L)

MW-10 (16.5-21.5 FT)
8/20/2020: 5,500 µg/L
11/17/2020: 4,800 µg/L
2/10/2021: 4,600 µg/L
5/10/2021: 4,300 µg/L

MW-21 (13.5-18.5 FT)
11/11/2020: 5,500 µg/L
2/18/2021: 5,400 µg/L
5/7/2021: 2,500 µg/L

LMW-20-26 (5-15 FT)
8/10/2020: 73 µg/L
11/5/2020: 130 µg/L

MW-45 (15-20 FT)
8/7/2020: 1,400 µg/L
11/4/2020: 500 µg/L
2/12/2021: 1,100 µg/L
5/11/2021: 1,200 µg/L

VAULT V-ESD-4

MW-30 (19-24 FT)
8/15/2020: ND (< 1.0 µg/L)
11/14/2020: ND (< 1.0 µg/L)
2/13/2021: ND (< 1.0 µg/L)
5/15/2021: ND (< 1.0 µg/L)

MW-221S (6.5-11.5 FT)
8/12/2020: ND (< 1.0 µg/L)
11/16/2020: ND (< 1.0 µg/L)
2/25/2021: ND (< 1.0 µg/L)
5/18/2021: ND (< 1.0 µg/L)

LMW-20-16 (7.5-17.5 FT)
8/11/2020: 46 µg/L
11/13/2020: 160 µg/L

MW-22 (16.5-21.5 FT)
8/4/2020: 1,000 µg/L
11/2/2020: 1,700 µg/L
2/10/2021: 1,200 µg/L
5/12/2021: 1,500 µg/L

MW-208S (9-14 FT)
8/15/2020: ND (< 1.0 µg/L)
11/14/2020: ND (< 1.0 µg/L)
2/13/2021: ND (< 1.0 µg/L)
5/15/2021: ND (< 1.0 µg/L)

MW-31 (17-22 FT)
8/15/2020: ND (< 1.0 µg/L)
11/14/2020: ND (< 1.0 µg/L)
2/13/2021: ND (< 1.0 µg/L)
5/15/2021: ND (< 1.0 µg/L)

LMW-15-04

MW-49 (12.5-17.5 FT)
8/5/2020: 3,700 µg/L
11/11/2020: 8,000 µg/L
2/19/2021: 12,000 µg/L
5/7/2021: 10,000 µg/L

PW-16-01 (9.7-19.7 FT)
8/4/2020: 160 µg/L
11/9/2020: 35 µg/L
2/10/2021: 34 µg/L
5/18/2021: 180 µg/L

MW-02 (15.5-20.5 FT)
8/19/2020: 200 J µg/L
11/17/2020: 210 J µg/L
2/10/2021: 210 J µg/L
5/10/2021: 210 µg/L

MW-04 (15.5-20.5 FT)
8/19/2020: 1,300 µg/L
11/17/2020: 1,600 µg/L
2/10/2021: 1,200 µg/L
5/10/2021: 1,300 µg/L

MW-23 (15-20 FT)
8/4/2020: 220 J µg/L
11/2/2020: 510 J µg/L
2/10/2021: ND (< 2,000 µg/L)
5/6/2021: 500 µg/L

MW-71 (15-20 FT)
8/7/2020: ND (< 1.0 µg/L)
11/4/2020: 0.32 J µg/L
2/12/2021: ND (< 1.0 µg/L)
5/11/2021: 0.29 µg/L

MW-218S (9-14 FT)
8/11/2020: ND (< 1.0 µg/L)
11/11/2020: ND (< 1.0 µg/L)
2/18/2021: ND (< 1.0 µg/L)
5/19/2021: ND (< 1.0 µg/L)

MW-25 (16-21 FT)
8/13/2020: ND (< 1.0 µg/L)
11/9/2020: ND (< 1.0 µg/L)
3/1/2021: ND (< 1.0 µg/L)
5/10/2021: ND (< 1.0 µg/L)

LMW-15-01

LMW-20-15 (7.5-17.5 FT)
8/11/2020: 19 µg/L
11/16/2020: 13 µg/L

LMW-20-18 (6.5-16.5 FT)
8/10/2020: 910 J µg/L
11/11/2020: 960 J µg/L

TW-16-01 (12-17 FT)
8/18/2020: 190 µg/L
11/9/2020: 300 µg/L
3/2/2021: 120 µg/L
5/18/2021: 150 µg/L

MW-219S (7-12 FT)
8/11/2020: ND (< 1.0 µg/L)
11/18/2020: ND (< 1.0 µg/L)
2/17/2021: ND (< 1.0 µg/L)
5/20/2021: ND (< 1.0 µg/L)

MW-40 (20-25 FT)
8/15/2020: 0.52 J µg/L
11/14/2020: 1.6 µg/L
2/13/2021: ND (< 1.0 µg/L)
5/15/2021: 0.38 J µg/L

MW-15-60D (93-98 FT)
8/21/2020: ND (< 1.0 µg/L)
11/17/2020: ND (< 1.0 µg/L)
2/26/2021: ND (< 1.0 µg/L)
5/17/2021: ND (< 1.0 µg/L)

LMW-20-14 (6-16 FT)
8/12/2020: ND (< 1.0 µg/L)
11/17/2020: ND (< 1.0 µg/L)

LMW-20-20 (4-14 FT)
8/10/2020: ND (< 1.0 µg/L)
11/12/2020: ND (< 1.0 µg/L)

MW-09 (19.5-24.5 FT)
8/14/2020: 0.95 J µg/L
11/10/2020: 1.8 µg/L
2/11/2021: 1.9 µg/L
5/5/2021: 3.9 µg/L

MW-18 (13-18 FT)
8/24/2020: ND (< 1.0 µg/L)
11/11/2020: ND (< 1.0 µg/L)
2/19/2021: ND (< 1.0 µg/L)
5/10/2021: ND (< 1.0 µg/L)

MW-20 (13.5-18.5 FT)
11/10/2020: ND (< 1.0 µg/L)
2/18/2021: ND (< 1.0 µg/L)
5/10/2021: ND (< 1.0 µg/L)

TW-16-02 (12-17 FT)
8/18/2020: 3,700 µg/L
11/5/2020: 5,100 µg/L
3/2/2021: 4,100 µg/L
5/17/2021: 5,100 µg/L

HCS Location

EASTERN DIVERSION CHAMBER

VAULT V-ESD-5

MW-07 (18-23 FT)
8/14/2020: ND (< 1.0 µg/L)
11/12/2020: ND (< 1.0 µg/L)
2/12/2021: ND (< 1.0 J µg/L)
5/5/2021: ND (< 1.0 µg/L)

LMW-20-23 (5-15 FT)
8/10/2020: ND (< 1.0 µg/L)
11/10/2020: ND (< 1.0 µg/L)

MW-01 (14-19 FT)
8/25/2020: ND (< 1.0 µg/L)
11/9/2020: ND (< 1.0 µg/L)
2/12/2021: ND (< 1.0 µg/L)
5/5/2021: ND (< 1.0 µg/L)

MW-32 (18-23 FT)
8/17/2020: ND (< 1.0 µg/L)
11/11/2020: 0.29 J µg/L
2/18/2021: ND (< 1.0 µg/L)
5/20/2021: ND (< 1.0 µg/L)

WESTERN DIVERSION CHAMBER

MW-224S (7-12 FT)
8/12/2020: ND (< 1.0 µg/L)
11/9/2020: ND (< 1.0 µg/L)
3/1/2021: ND (< 1.0 µg/L)
5/10/2021: ND (< 1.0 µg/L)

MW-36 (20-25 FT)
8/13/2020: ND (< 1.0 µg/L)
11/16/2020: ND (< 1.0 µg/L)
2/12/2021: ND (< 1.0 µg/L)
5/19/2021: ND (< 1.0 µg/L)

MW-222S (5.5-10.5 FT)
8/12/2020: ND (< 1.0 µg/L)
11/12/2020: ND (< 1.0 µg/L)
2/12/2021: ND (< 1.0 µg/L)
5/19/2021: ND (< 1.0 µg/L)

MW-24 (19-24 FT)
8/13/2020: ND (< 1.0 µg/L)
11/16/2020: ND (< 1.0 µg/L)
2/11/2021: ND (< 1.0 µg/L)
5/19/2021: ND (< 1.0 µg/L)

MW-14 (15-20 FT)
8/13/2020: ND (< 1.0 µg/L)
11/10/2020: ND (< 1.0 µg/L)
2/11/2021: ND (< 1.0 µg/L)
5/5/2021: ND (< 1.0 µg/L)

MW-220S (6-11 FT)
8/11/2020: ND (< 1.0 µg/L)
11/11/2020: ND (< 1.0 µg/L)
2/19/2021: ND (< 1.0 µg/L)
5/17/2021: ND (< 1.0 µg/L)

MW-37 (18-23 FT)
8/14/2020: ND (< 1.0 µg/L)
11/16/2020: ND (< 1.0 µg/L)
2/17/2021: ND (< 1.0 µg/L)
5/19/2021: ND (< 1.0 µg/L)

MW-38 (15-20 FT)
8/14/2020: ND (< 1.0 µg/L)
11/12/2020: ND (< 1.0 µg/L)
2/17/2021: ND (< 1.0 µg/L)
5/20/2021: ND (< 1.0 µg/L)

MW-33 (14-19 FT)
8/14/2020: ND (< 1.0 µg/L)
11/18/2020: ND (< 1.0 µg/L)
2/17/2021: ND (< 1.0 µg/L)
5/18/2021: ND (< 1.0 µg/L)

MW-39 (20-25 FT)
8/24/2020: ND (< 1.0 µg/L)
11/11/2020: ND (< 1.0 µg/L)
2/18/2021: ND (< 1.0 µg/L)
5/18/2021: ND (< 1.0 µg/L)

LEGEND

- ON-SITE MONITORING WELL VINYL CHLORIDE ≤ 2.0 µg/L
- ON-SITE MONITORING WELL VINYL CHLORIDE > 2.0 µg/L
- **BLUE/BOLD TEXT** — EXCEEDANCE OF THE NONRESIDENTIAL DRINKING WATER CRITERIA FROM PAST AND PRESENT SAMPLING EVENTS
- WELL NOT SAMPLED
- VAULT (2 FEET x 2 FEET)
- VAULT (4 FEET x 6 FEET)
- WELL SCREEN (4-INCH SDR-11 HDPE, CUSTOM SLOTTED)
- WELL BLANK CASING (4-INCH SDR-11 HDPE)
- WELL BLANK CASING (6-INCH SDR-11 HDPE)
- FORD PROPERTY BOUNDARY

NOTES:
FIGURE ONLY SHOWS THE FOUR MOST RECENT QUARTERS OF DATA (AUGUST 2020, NOVEMBER 2020, FEBRUARY/MARCH 2021, AND MAY 2021). FULL SET OF DATA CAN BE FOUND IN THE CORRESPONDING TABLES.

µg/L - MICROGRAMS PER LITER (PARTS PER BILLION)

≤ - LESS THAN OR EQUAL TO

> - GREATER THAN

THE EGLE NONRESIDENTIAL DRINKING WATER CRITERIA FOR VINYL CHLORIDE IS 2.0 µg/L. ANALYTICAL METHOD: 8260B FOR VOLATILE ORGANIC COMPOUNDS.

FT = SCREENED INTERVAL IN FEET BELOW GROUND SURFACE

"ND", "<" INDICATES VALUE IS BELOW THE LABORATORY REPORTING LIMIT FOR VINYL CHLORIDE.

J = ESTIMATED RESULT

MW = MONITORING WELL, TW = TEST WELL, PW = PUMPING WELL

LMW = LIGHT NON-AQUEOUS PHASE LIQUID MONITORING WELL

EGLE = MICHIGAN DEPARTMENT OF ENVIRONMENT, GREAT LAKES, AND ENERGY

HDPE = HIGH-DENSITY POLYETHYLENE, SDR = STANDARD DIMENSIONAL RATIO

SSDS = SUB-SLAB DEPRESSURIZATION SYSTEM

HCS = HYDRAULIC CONTROL SYSTEM

ESD = EASTERN STORM DRAIN

BLUE BOX INDICATES EXCEEDANCE OF THE NONRESIDENTIAL DRINKING WATER CRITERIA ASSOCIATED WITH THE MOST RECENT SAMPLING EVENT

0 300 600
SCALE IN FEET

FORD MOTOR COMPANY
LIVONIA TRANSMISSION PLANT
LIVONIA, MICHIGAN

ON-SITE MONITORING WELLS VINYL CHLORIDE IN GROUNDWATER

ARCADIS

FIGURE 7

CITY: Novi DIV: ENV DB: MG PIC: R. ELLIS PM: K. HINSKEY TM: A. PAULSON TR: P. CURRY PROJECT NUMBER: 30080642.602.01 COORDINATE SYSTEM: NAD 1983 StatePlane Michigan South FIPS 2113 Feet
T:_ENV\Novi\Brighton_MI\Ford\Livonia\GIS\docs\GEC\2Q_2021\Figure 7_On-Site GWA VC.mxd PLOTTED: 7/14/2021 6:42:14 PM BY: P. SELVARAJ

This document is a DRAFT document that has not received approval from EGLE. This document was prepared pursuant to a court Consent Decree. The opinions, findings, and conclusions expressed are those of the authors and not those of EGLE.

MW-198 (12-17 FT)
8/19/2020: ND (< 2.0 µg/L)
11/17/2020: ND (< 2.0 µg/L)
2/19/2021: ND (< 2.0 µg/L)
5/11/2021: ND (< 2.0 µg/L)

MW-15-59D (94-99 FT)
8/21/2020: ND (< 2.0 µg/L)
11/17/2020: ND (< 2.0 µg/L)
2/26/2021: ND (< 2.0 µg/L)
5/17/2021: ND (< 2.0 µg/L)

MW-199S (2-7 FT)
8/19/2020: 3.7 µg/L
11/18/2020: 1.6 J µg/L
3/1/2021: ND (< 2.0 µg/L)
5/21/2021: ND (< 4.0 µg/L)

MW-113 (5-10 FT)
8/18/2020: ND (< 2.0 µg/L)
11/12/2020: ND (< 2.0 µg/L)
2/9/2021: ND (< 2.0 µg/L)
5/21/2021: ND (< 2.0 µg/L)

MW-120 (7-12 FT)
8/22/2020: ND (< 2.0 µg/L)
11/14/2020: ND (< 2.0 µg/L)
2/13/2021: ND (< 2.0 µg/L)
5/15/2021: ND (< 2.0 µg/L)

MW-28 (2-12 FT)
8/20/2020: ND (< 2.0 µg/L)
11/11/2020: ND (< 2.0 µg/L)

MW-55 (15-20 FT)
8/11/2020: 1.1 J µg/L
11/6/2020: 1.8 J µg/L
2/25/2021: ND (< 2.0 µg/L)
5/21/2021: ND (< 4.0 µg/L)

MW-55D (19-24 FT)
8/11/2020: 1.4 J µg/L
11/6/2020: 2.1 µg/L
2/25/2021: ND (< 2.0 µg/L)
5/21/2021: ND (< 2.0 µg/L)

MW-54 (16-21 FT)
8/11/2020: 1.8 J µg/L
11/5/2020: 1.9 J µg/L
2/24/2021: ND (< 2.0 µg/L)
5/6/2021: 2.2 µg/L

MW-54S (4.5-9.5 FT)
8/11/2020: ND (< 2.0 µg/L)
11/5/2020: ND (< 2.0 µg/L)
2/24/2021: ND (< 2.0 µg/L)
5/6/2021: ND (< 2.0 µg/L)

MW-53 (16-21 FT)
8/11/2020: 1.5 J µg/L
11/4/2020: 1.5 J µg/L
2/24/2021: ND (< 2.0 µg/L)
5/6/2021: 1.8 J µg/L

MW-27

MW-114

LMW-15-07

MW-124 (5-10 FT)
8/27/2020: ND (< 2.0 µg/L)
11/17/2020: ND (< 2.0 µg/L)
2/11/2021: ND (< 2.0 µg/L)
5/21/2021: ND (< 2.0 µg/L)

MW-26 (4.5-14.5 FT)
8/25/2020: ND (< 2.0 µg/L)
11/12/2020: ND (< 2.0 µg/L)

MW-58 (15-20 FT)
8/12/2020: 2.6 µg/L
11/6/2020: 3.1 µg/L
2/25/2021: 4.1 µg/L
5/12/2021: 5.5 µg/L

LMW-20-11 (5-15 FT)
8/11/2020: 1.0 J µg/L
11/12/2020: ND (< 2.0 µg/L)

MW-56 (16-21 FT)
8/12/2020: 1.1 J µg/L
11/6/2020: 1.1 J µg/L
2/25/2021: ND (< 2.0 µg/L)
5/21/2021: ND (< 2.0 µg/L)

MW-122 (16-21 FT)
8/12/2020: ND (< 2.0 µg/L)
11/5/2020: 1.1 J µg/L
2/24/2021: ND (< 2.0 µg/L)
5/21/2021: ND (< 2.0 µg/L)

VAULT V-ESD-1

MW-43 (17-22 FT)
8/22/2020: 4.5 µg/L
11/14/2020: 3.2 µg/L
2/13/2021: 2.6 µg/L
5/15/2021: 2.2 µg/L

MW-197S (3-8 FT)
8/19/2020: ND (< 2.0 µg/L)
11/18/2020: ND (< 2.0 µg/L)
3/1/2021: ND (< 2.0 µg/L)
5/11/2021: ND (< 2.0 µg/L)

MW-57 (17-22 FT)
8/12/2020: 1.8 J µg/L
11/5/2020: 1.8 J µg/L
2/25/2021: ND (< 2.0 µg/L)
5/6/2021: ND (< 2.0 µg/L)

MW-52 (15-20 FT)
8/22/2020: 1.4 J µg/L
11/14/2020: ND (< 2.0 µg/L)
2/13/2021: ND (< 2.0 µg/L)
5/15/2021: ND (< 2.0 µg/L)

MW-196 (12-17 FT)
8/13/2020: ND (< 2.0 µg/L)
11/16/2020: ND (< 2.0 µg/L)
2/17/2021: ND (< 2.0 µg/L)
5/17/2021: ND (< 2.0 µg/L)

LMW-15-06

LMW-15-10

PW-16-02 (6-21 FT)
8/4/2020: 1.2 J µg/L
11/5/2020: 1.1 J µg/L
2/9/2021: 1.0 J µg/L
5/20/2021: ND (< 2.0 µg/L)

TW-16-03 (9-19 FT)
8/18/2020: ND (< 2.0 µg/L)
11/9/2020: ND (< 2.0 µg/L)
3/1/2021: ND (< 2.0 µg/L)
5/20/2021: ND (< 4.0 µg/L)

MW-62 (16.3-21.3 FT)
8/6/2020: 4.8 µg/L
11/2/2020: 3.2 µg/L
2/11/2021: 2.0 µg/L
5/7/2021: 2.6 µg/L

ESD-1

MW-212S (6.5-11.5 FT)
8/15/2020: ND (< 2.0 µg/L)
11/14/2020: ND (<2.0 µg/L)
2/13/2021: ND (< 2.0 µg/L)
5/15/2021: ND (< 2.0 µg/L)

MW-213S (6-11 FT)
8/15/2020: ND (< 2.0 µg/L)
11/14/2020: ND (< 2.0 µg/L)
2/13/2021: ND (< 2.0 µg/L)
5/15/2021: ND (< 2.0 µg/L)

LMW-15-08

MW-196S (2-7 FT)
8/14/2020: ND (< 2.0 µg/L)
11/16/2020: ND (< 2.0 µg/L)
2/17/2021: ND (< 2.0 µg/L)
5/17/2021: ND (< 2.0 µg/L)

TW-16-04 (9-19 FT)
8/18/2020: ND (< 2.0 µg/L)
11/5/2020: ND (< 2.0 µg/L)
3/1/2021: ND (< 2.0 µg/L)
5/20/2021: ND (< 2.0 µg/L)

LMW-20-19

MW-29 (5-15 FT)
8/18/2020: 5.6 µg/L
11/12/2020: 18 µg/L
2/9/2021: 16 µg/L
5/11/2021: 12 µg/L

MW-35 (19.5-24.5 FT)
8/15/2020: 4.4 µg/L
11/14/2020: 4.4 µg/L
2/13/2021: 3.9 µg/L
5/15/2021: 4.0 µg/L

MW-211S (7-12 FT)
8/15/2020: ND (< 2.0 µg/L)
11/14/2020: ND (< 2.0 µg/L)
2/13/2021: ND (< 2.0 µg/L)
5/15/2021: ND (< 2.0 µg/L)

MW-195S (2-7 FT)
8/13/2020: ND (< 2.0 µg/L)
11/16/2020: ND (< 2.0 µg/L)
2/18/2021: ND (< 2.0 µg/L)
5/18/2021: ND (< 2.0 µg/L)

LMW-15-09

LMW-20-21 (7-17 FT)
8/12/2020: 1.4 J µg/L
11/19/2020: 2.1 µg/L

MW-50 (16-21 FT)
8/6/2020: 2.5 µg/L
11/2/2020: 1.9 J µg/L
2/11/2021: 1.3 J µg/L
5/7/2021: 1.7 J µg/L

MW-64 (15-20 FT)
8/5/2020: ND (< 2.0 µg/L)
11/10/2020: ND (< 2.0 µg/L)
2/17/2021: ND (< 2.0 µg/L)
5/12/2021: ND (< 2.0 µg/L)

MW-63 (7-12 FT)
8/6/2020: ND (< 2.0 µg/L)
11/2/2020: ND (< 2.0 µg/L)
2/11/2021: ND (< 2.0 µg/L)
5/5/2021: ND (< 2.0 µg/L)

VAULT V-ESD-2

MW-42 (16-21 FT)
8/15/2020: 2.0 µg/L
11/14/2020: 1.5 J µg/L
2/13/2021: 0.96 J µg/L
5/15/2021: ND (< 2.0 µg/L)

MW-15-61D (88-93 FT)
8/15/2020: ND (< 2.0 µg/L)
11/14/2020: ND (< 2.0 µg/L)
2/13/2021: ND (< 2.0 µg/L)
5/15/2021: ND (< 2.0 µg/L)

LMW-20-28 (4.5-14.5 FT)
8/12/2020: 1.2 J µg/L

MW-34 (16.5-21.5 FT)
8/15/2020: 6.2 µg/L
11/14/2020: 6.1 µg/L
2/13/2021: 4.8 µg/L
5/15/2021: 4.6 µg/L

MW-194S (2-7 FT)
8/13/2020: ND (< 2.0 µg/L)
11/13/2020: 1.8 J µg/L
2/17/2021: ND (< 2.0 µg/L)
5/17/2021: ND (< 2.0 µg/L)

MW-65 (16-21 FT)
8/3/2020: 2.0 µg/L
11/2/2020: 1.1 J µg/L
2/9/2021: ND (< 2.0 µg/L)
5/11/2021: ND (< 2.0 µg/L)

MW-48 (17-22 FT)
8/6/2020: 9.6 µg/L
10/30/2020: 4.4 µg/L
2/15/2021: 2.6 µg/L
5/5/2021: 3.6 J µg/L

MW-66 (15-20 FT)
8/3/2020: 1.3 J µg/L
11/2/2020: 1.9 J µg/L
2/10/2021: 0.93 J µg/L
5/7/2021: ND (< 2.0 µg/L)

MW-51 (15-20 FT)
8/5/2020: 1.6 J µg/L
11/5/2020: 2.6 µg/L
2/9/2021: 1.5 J µg/L
5/6/2021: 1.9 J µg/L

ESD-2

MW-67 (9-14 FT)
8/7/2020: ND (< 2.0 µg/L)
11/2/2020: ND (< 2.0 µg/L)
2/15/2021: ND (< 2.0 µg/L)
5/5/2021: ND (< 2.0 µg/L)

MW-210S (8-13 FT)
8/15/2020: 1.2 J µg/L
11/14/2020: 0.97 J µg/L
2/13/2021: ND (< 2.0 µg/L)
5/15/2021: ND (< 2.0 µg/L)

LMW-20-22 (6.5-16.5 FT)
8/12/2020: 2.4 µg/L
11/19/2020: 5.5 µg/L

LMW-20-24 (2-12 FT)
8/11/2020: ND (< 2.0 µg/L)
11/19/2020: ND (< 2.0 µg/L)

MW-200 (15-20 FT)
8/24/2020: ND (< 2.0 µg/L)
11/19/2020: ND (< 2.0 µg/L)
2/26/2021: ND (< 2.0 µg/L)
5/10/2021: ND (< 2.0 µg/L)

LMW-15-02

LMW-20-13 (6-16 FT)
8/12/2020: 1.9 J µg/L
11/18/2020: 1.6 J µg/L

LMW-20-25 (2-12 FT)
8/12/2020: 1.3 J µg/L

LMW-20-27 (5-15 FT)
8/10/2020: 1.6 J µg/L
11/5/2020: 3.1 µg/L

MW-68 (15-20 FT)
8/10/2020: ND (< 2.0 µg/L)
11/3/2020: ND (< 2.0 µg/L)
2/18/2021: ND (< 2.0 µg/L)
5/5/2021: ND (< 2.0 µg/L)

MW-194 (12-17 FT)
8/12/2020: 2.3 µg/L
11/13/2020: 2.1 µg/L
2/17/2021: 1.6 J µg/L
5/17/2021: 1.3 J µg/L

MW-200S (5-10 FT)
8/24/2020: ND (< 2.0 µg/L)
11/19/2020: ND (< 2.0 µg/L)
2/26/2021: ND (< 2.0 µg/L)
5/10/2021: ND (< 2.0 µg/L)

MW-19 (15-20 FT)
8/18/2020: 580 µg/L
11/13/2020: 610 µg/L
2/9/2021: 590 µg/L
5/20/2021: 540 µg/L

MW-44 (16-21 FT)
8/4/2020: 12 µg/L
11/2/2020: 11 µg/L
2/9/2021: 8.4 µg/L
5/12/2021: 8.6 µg/L

MW-47 (16-21 FT)
8/10/2020: 0.91 J µg/L
11/3/2020: ND (< 2.0 µg/L)
2/18/2021: ND (< 2.0 µg/L)
5/5/2021: ND (< 2.0 µg/L)

VAULT V-ESD-3

ESD-3

MW-69 (15-20 FT)
8/5/2020: 4.9 µg/L
11/10/2020: 5.9 µg/L
2/12/2021: 4.4 µg/L
5/12/2021: 4.7 µg/L

MW-41 (16-21 FT)
8/15/2020: 3.8 µg/L
11/14/2020: 4.9 µg/L
2/13/2021: 1.3 J µg/L
5/15/2021: ND (< 2.0 µg/L)

MW-03 (14-19 FT)
8/19/2020: 1.8 J µg/L
11/18/2020: 0.97 J µg/L
2/10/2021: 1.7 J µg/L
5/11/2021: 1.8 µg/L

MW-201 (17-22 FT)
8/20/2020: ND (< 2.0 µg/L)
11/19/2020: ND (< 2.0 µg/L)
2/25/2021: ND (< 2.0 µg/L)
5/17/2021: ND (< 2.0 µg/L)

LMW-15-05

LMW-20-12 (7-17 FT)
8/12/2020: ND (< 2.0 µg/L)
11/18/2020: ND (< 2.0 µg/L)

LMW-15-03

LMW-20-17

MW-46 (16-21 FT)
8/10/2020: 4.1 µg/L
11/3/2020: 1.7 J µg/L
2/18/2021: ND (< 2.0 µg/L)
5/7/2021: 2.2 µg/L

VAULT V-ESD-4

MW-209S (8-13 FT)
8/15/2020: ND (< 2.0 µg/L)
11/14/2020: ND (< 2.0 µg/L)
2/13/2021: ND (< 2.0 µg/L)
5/15/2021: ND (< 2.0 µg/L)

MW-201S (3.5-8.5 FT)
8/20/2020: ND (< 2.0 µg/L)
11/19/2020: ND (< 2.0 µg/L)
2/25/2021: ND (< 2.0 µg/L)
5/17/2021: ND (< 2.0 µg/L)

SSDS Location

MW-05 (15.5-20.5 FT)
8/19/2020: ND (< 2.0 µg/L)
11/18/2020: ND (< 2.0 µg/L)
2/10/2021: ND (< 2.0 µg/L)
5/11/2021: ND (< 2.0 µg/L)

MW-10 (16.5-21.5 FT)
8/20/2020: 3.8 µg/L
11/17/2020: 4.9 µg/L
2/10/2021: 5.1 µg/L
5/10/2021: 5.1 µg/L

MW-21 (13.5-18.5 FT)
11/11/2020: 43 µg/L
2/18/2021: 29 µg/L
5/7/2021: 36 µg/L

LMW-20-26 (5-15 FT)
6/11/2020: ND (< 2.0 µg/L)
8/10/2020: ND (< 2.0 µg/L)
11/5/2020: 0.88 J µg/L

MW-45 (15-20 FT)
8/7/2020: 1.3 J µg/L
11/4/2020: ND (< 2.0 µg/L)
2/12/2021: ND (< 2.0 µg/L)
5/11/2021: ND (< 2.0 µg/L)

MW-70 (15-20 FT)
8/10/2020: 2.8 µg/L
11/4/2020: 4.5 µg/L
2/12/2021: 3.4 µg/L
5/11/2021: 2.7 µg/L

MW-30 (19-24 FT)
8/15/2020: 13 µg/L
11/14/2020: 13 µg/L
2/13/2021: 14 µg/L
5/15/2021: 14 µg/L

MW-221S (6.5-11.5 FT)
8/12/2020: ND (< 2.0 µg/L)
11/16/2020: ND (< 2.0 µg/L)
2/25/2021: ND (< 2.0 µg/L)
5/18/2021: ND (< 2.0 µg/L)

LMW-15-04

LMW-20-16 (7.5-17.5 FT)
8/11/2020: 1.8 J µg/L
11/13/2020: 3.8 µg/L

MW-22 (16.5-21.5 FT)
8/4/2020: 23 µg/L
11/2/2020: 44 µg/L
2/10/2021: 34 µg/L
5/12/2021: 47 µg/L

MW-208S (9-14 FT)
8/15/2020: ND (< 2.0 µg/L)
11/14/2020: ND (< 2.0 µg/L)
2/13/2021: ND (< 2.0 µg/L)
5/15/2021: ND (< 2.0 µg/L)

MW-31 (17-22 FT)
8/15/2020: ND (< 2.0 µg/L)
11/14/2020: ND (< 2.0 µg/L)
2/13/2021: ND (< 2.0 µg/L)
5/15/2021: ND (< 2.0 µg/L)

MW-02 (15.5-20.5 FT)
8/19/2020: 4.4 µg/L
11/17/2020: 3.7 µg/L
2/10/2021: 3.8 µg/L
5/10/2021: 3.4 µg/L

MW-04 (15.5-20.5 FT)
8/19/2020: 1.4 J µg/L
11/17/2020: 1.0 J µg/L
2/10/2021: 0.94 J µg/L
5/10/2021: ND (< 2.0 µg/L)

MW-09 (19.5-24.5 FT)
8/14/2020: 4.6 µg/L
11/10/2020: 6.0 µg/L
2/11/2021: 9.1 µg/L
5/5/2021: 8.8 µg/L

MW-49 (12.5-17.5 FT)
8/5/2020: 4.7 µg/L
11/11/2020: 58 µg/L
2/19/2021: 60 µg/L
5/7/2021: 54 µg/L

PW-16-01 (9.7-19.7 FT)
8/4/2020: ND (< 2.0 µg/L)
11/9/2020: ND (< 2.0 µg/L)
2/10/2021: ND (< 2.0 µg/L)
5/18/2021: ND (< 2.0 µg/L)

MW-71 (15-20 FT)
8/7/2020: 1.0 J µg/L
11/4/2020: 1.1 J µg/L
2/12/2021: ND (< 2.0 µg/L)
5/11/2021: ND (< 4.0 µg/L)

MW-218S (9-14 FT)
8/11/2020: ND (< 2.0 µg/L)
11/11/2020: ND (< 2.0 µg/L)
2/18/2021: ND (< 2.0 µg/L)
5/19/2021: ND (< 2.0 µg/L)

MW-25 (16-21 FT)
8/13/2020: 6.7 µg/L
11/9/2020: 5.9 µg/L
3/1/2021: 4.2 µg/L
5/10/2021: 3.0 µg/L

LMW-20-18 (6.5-16.5 FT)
8/10/2020: 11 J µg/L
11/11/2020: 5.6 µg/L

TW-16-02 (12-17 FT)
8/18/2020: 1.2 J µg/L
11/5/2020: 1.0 J µg/L
3/2/2021: ND (< 2.0 µg/L)
5/17/2021: ND (< 2.0 µg/L)

LMW-20-14 (6-16 FT)
8/12/2020: ND (< 2.0 µg/L)
11/17/2020: ND (< 2.0 µg/L)

LMW-20-15 (7.5-17.5 FT)
8/11/2020: ND (< 2.0 µg/L)
11/16/2020: ND (< 2.0 µg/L)

HCS Location

TW-16-01 (12-17 FT)
8/18/2020: ND (< 2.0 µg/L)
11/9/2020: ND (< 2.0 µg/L)
3/2/2021: ND (< 2.0 µg/L)
5/18/2021: ND (< 2.0 µg/L)

MW-219S (7-12 FT)
8/11/2020: ND (< 2.0 µg/L)
11/18/2020: ND (< 2.0 µg/L)
2/17/2021: ND (< 2.0 µg/L)
5/20/2021: ND (< 2.0 µg/L)

MW-40 (20-25 FT)
8/15/2020: ND (< 2.0 µg/L)
11/14/2020: ND (< 2.0 µg/L)
2/13/2021: ND (< 2.0 µg/L)
5/15/2021: ND (< 2.0 µg/L)

MW-15-60D (93-98 FT)
8/21/2020: ND (< 2.0 µg/L)
11/17/2020: ND (< 2.0 µg/L)
2/26/2021: ND (< 2.0 µg/L)
5/17/2021: ND (< 2.0 µg/L)

LMW-15-01

LMW-20-20 (4-14 FT)
8/10/2020: ND (< 2.0 µg/L)
11/12/2020: ND (< 2.0 µg/L)

MW-14 (15-20 FT)
8/13/2020: ND (< 2.0 µg/L)
11/10/2020: ND (< 2.0 µg/L)
2/11/2021: ND (< 2.0 µg/L)
5/5/2021: ND (< 2.0 µg/L)

MW-18 (13-18 FT)
8/24/2020: ND (< 2.0 µg/L)
11/11/2020: ND (< 2.0 µg/L)
2/19/2021: ND (< 2.0 µg/L)
5/10/2021: ND (< 2.0 µg/L)

MW-23 (15-20 FT)
8/4/2020: ND (< 2.0 µg/L)
11/2/2020: ND (< 2.0 µg/L)
2/10/2021: 2.1 µg/L
5/6/2021: ND (< 2.0 µg/L)

EASTERN DIVERSION CHAMBER

VAULT V-ESD-5

MW-07 (18-23 FT)
8/14/2020: ND (< 2.0 µg/L)
11/12/2020: ND (< 2.0 µg/L)
2/12/2021: ND (< 2.0 µg/L)
5/5/2021: ND (< 2.0 µg/L)

LMW-20-23 (5-15 FT)
8/10/2020: ND (< 2.0 µg/L)
11/10/2020: ND (< 2.0 µg/L)

MW-01 (14-19 FT)
8/25/2020: ND (< 2.0 µg/L)
11/9/2020: ND (< 2.0 µg/L)
2/12/2021: ND (< 2.0 µg/L)
5/5/2021: ND (< 4.0 µg/L)

WESTERN DIVERSION CHAMBER

MW-24 (19-24 FT)
8/13/2020: ND (< 2.0 µg/L)
11/16/2020: ND (< 2.0 µg/L)
2/11/2021: ND (< 2.0 µg/L)
5/19/2021: ND (< 2.0 µg/L)

MW-224S (7-12 FT)
8/12/2020: ND (< 2.0 µg/L)
11/9/2020: ND (< 2.0 µg/L)
3/1/2021: ND (< 2.0 µg/L)
5/10/2021: ND (< 2.0 µg/L)

MW-36 (20-25 FT)
8/13/2020: ND (< 2.0 µg/L)
11/16/2020: ND (< 2.0 µg/L)
2/12/2021: ND (< 2.0 µg/L)
5/19/2021: ND (< 2.0 µg/L)

MW-222S (5.5-10.5 FT)
8/12/2020: ND (< 2.0 µg/L)
11/12/2020: ND (< 2.0 µg/L)
2/12/2021: ND (< 2.0 µg/L)
5/19/2021: ND (< 2.0 µg/L)

MW-220S (6-11 FT)
8/11/2020: ND (< 2.0 µg/L)
11/11/2020: ND (< 2.0 µg/L)
2/19/2021: ND (< 2.0 µg/L)
5/17/2021: ND (< 2.0 µg/L)

MW-20 (13.5-18.5 FT)
11/10/2020: ND (< 2.0 µg/L)
2/18/2021: ND (< 2.0 µg/L)
5/10/2021: ND (< 2.0 µg/L)

MW-37 (18-23 FT)
8/14/2020: ND (< 2.0 µg/L)
11/16/2020: ND (< 2.0 µg/L)
2/17/2021: ND (< 2.0 µg/L)
5/19/2021: ND (< 2.0 µg/L)

MW-38 (15-20 FT)
8/14/2020: ND (< 2.0 µg/L)
11/12/2020: ND (< 2.0 µg/L)
2/17/2021: ND (< 2.0 µg/L)
5/20/2021: 2.6 µg/L

MW-33 (14-19 FT)
8/14/2020: ND (< 2.0 µg/L)
11/18/2020: ND (< 2.0 µg/L)
2/17/2021: ND (< 2.0 µg/L)
5/18/2021: ND (< 2.0 µg/L)

MW-39 (20-25 FT)
8/24/2020: ND (< 2.0 µg/L)
11/11/2020: ND (< 2.0 µg/L)
2/18/2021: ND (< 2.0 µg/L)
5/18/2021: ND (< 2.0 µg/L)

MW-32 (18-23 FT)
8/17/2020: ND (< 2.0 µg/L)
11/11/2020: ND (< 2.0 µg/L)
2/18/2021: ND (< 2.0 µg/L)
5/20/2021: ND (< 2.0 µg/L)

LEGEND

- ON-SITE MONITORING WELL 1,4-DIOXANE ≤ 350 µg/L
- ON-SITE MONITORING WELL 1,4-DIOXANE > 350 µg/L
- BLUE/BOLD TEXT — EXCEEDANCE OF THE NONRESIDENTIAL DRINKING WATER CRITERIA FROM PAST AND PRESENT SAMPLING EVENTS
- WELL NOT SAMPLED
- VAULT (2 FEET x 2 FEET)
- VAULT (4 FEET x 6 FEET)
- WELL SCREEN (4-INCH SDR-11 HDPE, CUSTOM SLOTTED)
- WELL BLANK CASING (4-INCH SDR-11 HDPE)
- WELL BLANK CASING (6-INCH SDR-11 HDPE)
- FORD PROPERTY BOUNDARY

NOTES:
FIGURE ONLY SHOWS THE FOUR MOST RECENT QUARTERS OF DATA (AUGUST 2020, NOVEMBER 2020, FEBRUARY/MARCH 2021, AND MAY 2021). FULL SET OF DATA CAN BE FOUND IN THE CORRESPONDING TABLES.

µg/L - MICROGRAMS PER LITER (PARTS PER BILLION)

≤ - LESS THAN OR EQUAL TO

> - GREATER THAN

THE EGLE NONRESIDENTIAL DRINKING WATER CRITERIA FOR 1,4-DIOXANE IS 350 µg/L. ANALYTICAL METHOD: 8260B SIM FOR VOLATILE ORGANIC COMPOUNDS.

FT = SCREENED INTERVAL IN FEET BELOW GROUND SURFACE

"ND", "<" INDICATES VALUE IS BELOW THE LABORATORY REPORTING LIMIT FOR 1,4-DIOXANE.

J = ESTIMATED RESULT

MW = MONITORING WELL, TW = TEST WELL, PW = PUMPING WELL

LMW = LIGHT NON-AQUEOUS PHASE LIQUID MONITORING WELL

EGLE = MICHIGAN DEPARTMENT OF ENVIRONMENT, GREAT LAKES, AND ENERGY

HDPE = HIGH-DENSITY POLYETHYLENE,

SDR = STANDARD DIMENSIONAL RATIO

SSDS = SUB-SLAB DEPRESSURIZATION SYSTEM

HCS = HYDRAULIC CONTROL SYSTEM

ESD = EASTERN STORM DRAIN

BLUE BOX INDICATES EXCEEDANCE OF THE NONRESIDENTIAL DRINKING WATER CRITERIA ASSOCIATED WITH THE MOST RECENT SAMPLING EVENT

0 300 600

SCALE IN FEET

FORD MOTOR COMPANY
LIVONIA TRANSMISSION PLANT
LIVONIA, MICHIGAN

ON-SITE MONITORING WELLS 1,4-DIOXANE IN GROUNDWATER

ARCADIS

FIGURE 8

CITY: Novi DIV: ENV DB: MG PIC: R. ELLIS PM: K. HINSKEY TM: A. PAULSON TR: P. CURRY PROJECT NUMBER: 30080642.602.01 COORDINATE SYSTEM: NAD 1983 StatePlane Michigan South FIPS 2113 Feet
T:\ ENV\NoviBrighton_MI\Ford\Livonia\GIS\docs\GEC\2Q_2021\Figure 8_On-Site GWA DX.mxd PLOTTED: 7/14/2021 12:58:46 PM BY: mai00749

This document is a DRAFT document that has not received approval from EGLE. This document was prepared pursuant to a court Consent Decree. The opinions, findings, and conclusions expressed are those of the authors and not those of EGLE.

MW-131S (2.5-12.5 FT)
8/17/2020: 1.1 J µg/L
11/12/2020: ND (< 2.0 µg/L)
2/26/2021: ND (< 2.0 µg/L)
5/18/2021: ND (< 2.0 µg/L)

MW-85SR (4.5-9.5 FT)
8/14/2020: ND (< 2.0 µg/L)
11/11/2020: ND (< 2.0 µg/L)
2/19/2021: ND (< 2.0 µg/L)
5/14/2021: ND (< 2.0 µg/L)

MW-83 (8-13 FT)
8/11/2020: ND (< 2.0 µg/L)
11/4/2020: ND (< 2.0 µg/L)
2/22/2021: ND (< 2.0 µg/L)
5/6/2021: ND (< 2.0 µg/L)

MW-83S (3-13 FT)
8/11/2020: ND (< 2.0 µg/L)
11/4/2020: ND (< 2.0 µg/L)
2/22/2021: ND (< 2.0 µg/L)
5/6/2021: ND (< 2.0 µg/L)

MW-102 (10-15 FT)
8/14/2020: ND (< 2.0 µg/L)
11/12/2020: 0.88 J µg/L
2/18/2021: 0.90 J µg/L
5/18/2021: 0.89 J µg/L

MW-105S (2.5-12.5 FT)
8/14/2020: ND (< 2.0 µg/L)
11/12/2020: ND (< 2.0 µg/L)
3/1/2021: ND (< 2.0 µg/L)
5/18/2021: ND (< 2.0 µg/L)

MW-132S (2.5-12.5 FT)
8/13/2020: ND (< 2.0 µg/L)
11/18/2020: ND (< 2.0 µg/L)
2/26/2021: ND (< 2.0 µg/L)
5/18/2021: ND (< 2.0 µg/L)

MW-142S (2.5-7.5 FT)
8/14/2020: ND (< 2.0 µg/L)
11/11/2020: ND (< 2.0 µg/L)
2/18/2021: ND (< 2.0 µg/L)
5/14/2021: ND (< 2.0 µg/L)

MW-82SR (5-15 FT)
8/11/2020: ND (< 2.0 µg/L)
11/3/2020: ND (< 2.0 µg/L)
2/18/2021: ND (< 2.0 µg/L)
5/7/2021: ND (< 2.0 µg/L)

MW-72S (3-13 FT)
8/14/2020: ND (< 2.0 µg/L)
11/17/2020: ND (< 2.0 µg/L)
2/10/2021: ND (< 2.0 µg/L)
5/12/2021: ND (< 2.0 µg/L)

MW-102S (2.5-12.5 FT)
8/14/2020: ND (< 2.0 µg/L)
11/12/2020: ND (< 2.0 µg/L)
2/18/2021: ND (< 2.0 µg/L)
5/18/2021: ND (< 2.0 µg/L)

ROSATI AVE

MW-141S (3-8 FT)
8/6/2020: ND (< 2.0 µg/L)
11/11/2020: ND (< 2.0 µg/L)
2/15/2021: ND (< 2.0 µg/L)
5/17/2021: ND (< 2.0 µg/L)

MW-85 (8-13 FT)
8/14/2020: 0.93 J µg/L
11/11/2020: ND (< 2.0 µg/L)
2/19/2021: ND (< 2.0 µg/L)
5/14/2021: ND (< 2.0 µg/L)

MW-108S (2.5-12.5 FT)
8/14/2020: 1.2 J µg/L
11/11/2020: ND (< 2.0 µg/L)
2/18/2021: ND (< 2.0 µg/L)
5/13/2021: ND (< 2.0 µg/L)

MW-82D (18-23 FT)
8/11/2020: ND (< 2.0 µg/L)
11/3/2020: ND (< 2.0 µg/L)
2/18/2021: ND (< 2.0 µg/L)
5/7/2021: ND (< 2.0 µg/L)

MW-73D (13.5-18.5 FT)
8/12/2020: 2.5 µg/L
11/17/2020: 2.5 µg/L
2/11/2021: 1.5 J µg/L
5/12/2021: 2.4 µg/L

MW-72 (15-20 FT)
8/12/2020: ND (< 2.0 µg/L)
11/17/2020: ND (< 2.0 µg/L)
2/10/2021: ND (< 2.0 µg/L)
5/12/2021: ND (< 2.0 µg/L)

MW-79D (10-15 FT)
8/6/2020: 1.3 J µg/L
11/11/2020: ND (< 2.0 µg/L)
2/12/2021: ND (< 2.0 µg/L)
5/17/2021: ND (< 2.0 µg/L)

MW-137S (2-7 FT)
8/4/2020: ND (< 2.0 µg/L)
11/5/2020: ND (< 2.0 µg/L)
2/10/2021: ND (< 2.0 µg/L)
5/20/2021: ND (< 2.0 µg/L)

MW-136S (2-7 FT)
8/4/2020: ND (< 2.0 µg/L)
11/6/2020: ND (< 2.0 µg/L)
2/15/2021: ND (< 2.0 µg/L)
5/5/2021: ND (< 2.0 µg/L)

MW-107S (2.5-12.5 FT)
8/4/2020: ND (< 2.0 µg/L)
11/6/2020: ND (< 2.0 µg/L)
2/15/2021: ND (< 2.0 µg/L)
5/6/2021: ND (< 2.0 µg/L)

MW-73SR (2.5-12.5 FT)
8/12/2020: ND (< 2.0 µg/L)
11/17/2020: ND (< 2.0 µg/L)
2/11/2021: ND (< 2.0 µg/L)
5/12/2021: ND (< 2.0 µg/L)

MW-79SR (2.5-12.5 FT)
8/6/2020: ND (< 2.0 µg/L)
11/11/2020: ND (< 2.0 µg/L)
2/12/2021: ND (< 2.0 µg/L)
5/17/2021: ND (< 2.0 µg/L)

MW-80SR (2.5-12.5 FT)
8/4/2020: ND (< 2.0 µg/L)
11/6/2020: ND (< 2.0 µg/L)
2/10/2021: ND (< 2.0 µg/L)
5/20/2021: ND (< 2.0 µg/L)

MW-133S (4-9 FT)
8/10/2020: ND (< 2.0 µg/L)
11/4/2020: ND (< 2.0 µg/L)
2/22/2021: ND (< 2.0 µg/L)
5/10/2021: ND (< 2.0 µg/L)

CAPITOL ST

MW-134S (5-10 FT)
8/7/2020: ND (< 2.0 µg/L)
11/4/2020: ND (< 2.0 µg/L)
2/19/2021: ND (< 2.0 µg/L)
5/10/2021: ND (< 2.0 µg/L)

MW-140S (2-7 FT)
8/6/2020: ND (< 2.0 µg/L)
11/16/2020: ND (< 2.0 µg/L)
2/15/2021: ND (< 2.0 µg/L)
5/13/2021: ND (< 2.0 µg/L)

MW-74 (14-19 FT)
8/12/2020: 1.7 J µg/L
11/16/2020: 1.7 J µg/L
2/11/2021: 2.1 µg/L
5/13/2021: 1.3 J µg/L

MW-98S (2.5-12.5 FT)
8/5/2020: ND (< 2.0 µg/L)
11/13/2020: ND (< 2.0 µg/L)
2/19/2021: ND (< 2.0 µg/L)
5/6/2021: ND (< 2.0 µg/L)

BREWSTER ST

MW-135S (5-10 FT)
8/5/2020: ND (< 2.0 µg/L)
11/11/2020: ND (< 2.0 µg/L)
2/18/2021: ND (< 2.0 µg/L)
5/13/2021: ND (< 2.0 µg/L)

MW-139S (2-7 FT)
8/6/2020: ND (< 2.0 µg/L)
11/16/2020: ND (< 2.0 µg/L)
2/19/2021: ND (< 2.0 µg/L)
5/12/2021: ND (< 2.0 µg/L)

BEACON ST

MW-74S (3-13 FT)
8/12/2020: ND (< 2.0 µg/L)
11/16/2020: ND (< 2.0 µg/L)
2/11/2021: ND (< 2.0 µg/L)
5/13/2021: ND (< 2.0 µg/L)

MW-78S (2.5-12.5 FT)
8/5/2020: ND (< 2.0 µg/L)
11/11/2020: ND (< 2.0 µg/L)
2/18/2021: ND (< 2.0 µg/L)
5/20/2021: ND (< 2.0 µg/L)

MW-138S (2-7 FT)
8/5/2020: ND (< 2.0 µg/L)
11/12/2020: ND (< 2.0 µg/L)
2/10/2021: ND (< 2.0 µg/L)
5/18/2021: ND (< 2.0 µg/L)

STARK RD

MW-81S (2.5-12.5 FT)
8/18/2020: ND (< 2.0 µg/L)
11/3/2020: ND (< 2.0 µg/L)
2/17/2021: ND (< 2.0 µg/L)
5/11/2021: ND (< 2.0 µg/L)

MW-99S (3-13 FT)
8/11/2020: ND (< 2.0 µg/L)
11/16/2020: ND (< 2.0 µg/L)
2/15/2021: ND (< 2.0 µg/L)
5/19/2021: ND (< 2.0 µg/L)

MW-84 (8-13 FT)
8/5/2020: ND (< 2.0 µg/L)
11/12/2020: ND (< 2.0 µg/L)
2/18/2021: ND (< 2.0 µg/L)
5/6/2021: ND (< 2.0 µg/L)

MW-78 (7-12 FT)
8/5/2020: ND (< 2.0 µg/L)
11/11/2020: ND (< 2.0 µg/L)
2/24/2021: ND (< 2.0 µg/L)
5/20/2021: ND (< 2.0 µg/L)

MW-96S (2.5-12.5 FT)
8/3/2020: ND (< 2.0 µg/L)
11/13/2020: ND (< 2.0 µg/L)
2/11/2021: ND (< 2.0 µg/L)
5/19/2021: ND (< 2.0 µg/L)

MW-106S (2.5-12.5 FT)
8/5/2020: ND (< 2.0 µg/L)
11/12/2020: ND (< 2.0 µg/L)
2/11/2021: ND (< 2.0 µg/L)
5/18/2021: ND (< 2.0 µg/L)

MW-81 (8-13 FT)
8/18/2020: ND (< 2.0 µg/L)
11/3/2020: ND (< 2.0 µg/L)
2/17/2021: ND (< 2.0 µg/L)
5/11/2021: ND (< 2.0 µg/L)

BELDEN CT

MW-75SR (2.5-12.5 FT)
8/11/2020: ND (< 2.0 µg/L)
11/13/2020: ND (< 2.0 µg/L)
2/10/2021: ND (< 2.0 µg/L)
5/19/2021: ND (< 2.0 µg/L)

MW-84S (2.5-12.5 FT)
8/5/2020: ND (< 2.0 µg/L)
11/12/2020: ND (< 2.0 µg/L)
2/18/2021: ND (< 2.0 µg/L)
5/6/2021: ND (< 2.0 µg/L)

MW-77 (9-14 FT)
8/6/2020: ND (< 2.0 µg/L)
11/19/2020: ND (< 2.0 µg/L)
2/11/2021: ND (< 2.0 µg/L)
5/19/2021: ND (< 2.0 µg/L)

WADSWORTH ST

MW-192S (2.5-7.5 FT)
8/5/2020: ND (< 2.0 µg/L)
11/13/2020: ND (< 2.0 µg/L)
2/9/2021: ND (< 2.0 µg/L)
5/6/2021: ND (< 2.0 µg/L)

MW-75D (12-17 FT)
8/11/2020: 2.2 µg/L
11/13/2020: 2.7 µg/L
2/10/2021: 2.5 µg/L
5/19/2021: 1.3 J µg/L

MW-86 (12-17 FT)
8/7/2020: ND (< 2.0 µg/L)
11/5/2020: ND (< 2.0 µg/L)
2/9/2021: ND (< 2.0 µg/L)
5/11/2021: ND (< 2.0 µg/L)

MW-86S (2.5-12.5 FT)
8/7/2020: ND (< 2.0 µg/L)
11/5/2020: ND (< 2.0 µg/L)
2/9/2021: ND (< 2.0 µg/L)
5/11/2021: ND (< 2.0 µg/L)

MW-77S (2.5-12.5 FT)
8/6/2020: ND (< 2.0 µg/L)
11/19/2020: ND (< 2.0 µg/L)
2/11/2021: ND (< 2.0 µg/L)
5/19/2021: ND (< 2.0 µg/L)

MW-100S (3-13 FT)
8/11/2020: ND (< 2.0 µg/L)
11/16/2020: ND (< 2.0 µg/L)
2/12/2021: ND (< 2.0 µg/L)
5/20/2021: ND (< 2.0 µg/L)

MW-87S (4.5-14.5 FT)
8/6/2020: ND (< 2.0 µg/L)
11/10/2020: ND (< 2.0 µg/L)
2/15/2021: ND (< 2.0 µg/L)
5/13/2021: ND (< 2.0 µg/L)

STANDISH ST

MW-97S (2.5-12.5 FT)
8/5/2020: ND (< 2.0 µg/L)
11/19/2020: ND (< 2.0 µg/L)
2/11/2021: ND (< 2.0 µg/L)
5/19/2021: ND (< 2.0 µg/L)

MW-87 (14-19 FT)
8/6/2020: ND (< 2.0 µg/L)
11/10/2020: ND (< 2.0 µg/L)
2/9/2021: ND (< 2.0 µg/L)
5/13/2021: ND (< 2.0 µg/L)

MW-101S (4.5-14.5 FT)
8/10/2020: ND (< 2.0 µg/L)
11/12/2020: ND (< 2.0 µg/L)
2/12/2021: ND (< 2.0 µg/L)
5/20/2021: ND (< 2.0 µg/L)

MW-76 (15-20 FT)
8/10/2020: ND (< 2.0 µg/L)
11/12/2020: ND (< 2.0 µg/L)
2/12/2021: ND (< 2.0 µg/L)
5/13/2021: ND (< 2.0 µg/L)

PRISCILLA LN

MW-76S (4.5-14.5 FT)
8/10/2020: ND (< 2.0 µg/L)
11/12/2020: ND (< 2.0 µg/L)
2/12/2021: ND (< 2.0 µg/L)
5/13/2021: ND (< 2.0 µg/L)

PLYMOUTH RD

YALE ST

WAYNE RD

LAUREL ST

LEGEND

- PROPERTY BOUNDARY
- FORD PROPERTY BOUNDARY
- OFF-SITE MONITORING WELL 1,4-DIOXANE ≤ 7.2 µg/L

NOTES:
FIGURE ONLY SHOWS THE FOUR MOST RECENT QUARTERS OF DATA (AUGUST 2020, NOVEMBER 2020, FEBRUARY/MARCH 2021, AND MAY 2021).FULL SET OF DATA CAN BE FOUND IN THE CORRESPONDING TABLES.

µg/L - MICROGRAMS PER LITER (PARTS PER BILLION)

≤ - LESS THAN OR EQUAL TO

THE SITE SPECIFIC RESIDENTIAL DRINKING WATER CRITERIA FOR 1,4-DIOXANE IS 7.2 µg/L.

ANALYTICAL METHOD: 8260B SIM FOR SEMI-VOLATILE ORGANIC COMPOUNDS.

FT = SCREENED INTERVAL IN FEET BELOW GROUND SURFACE

J = ESTIMATED CONCENTRATION ABOVE THE METHOD DETECTION LIMIT AND BELOW THE REPORTING LIMIT.

"ND", "<" INDICATES VALUE IS BELOW THE LABORATORY REPORTING LIMIT FOR 1,4-DIOXANE.

MW = MONITORING WELL

EGLE = MICHIGAN DEPARTMENT OF ENVIRONMENT, GREAT LAKES, AND ENERGY

0 300 600
SCALE IN FEET

FORD MOTOR COMPANY
LIVONIA TRANSMISSION PLANT
LIVONIA, MICHIGAN

OFF-SITE MONITORING WELLS 1,4-DIOXANE IN GROUNDWATER

ARCADIS

FIGURE 9

CITY: NOVI DIV: ENV DB: MG PIC: R. ELLIS PM: K. HINSKEY TM: A. PAULSON TR: P. CURRY PROJECT NUMBER: 30080642.602.01 COORDINATE SYSTEM: NAD 1983 StatePlane Michigan South FIPS 2113 Feet
T:_ENV\Novi\Brighton_MI\Ford\Livonia\GIS\docs\GEC\2Q_2021\Figure 9_Off-Site GWA DX.mxd PLOTTED: 7/9/2021 10:15:13 AM BY: P. SELVARAJ

This document is a DRAFT document that has not received approval from EGLE. This document was prepared pursuant to a court Consent Decree. The opinions, findings, and conclusions expressed are those of the authors and not those of EGLE.

MW-72 (15-20 FT)
8/12/2020: ND (< 1.0 µg/L)
11/17/2020: ND (< 1.0 µg/L)
2/10/2021: ND (< 1.0 µg/L)
5/12/2021: ND (< 1.0 µg/L)

MW-72S (3-13 FT)
8/14/2020: ND (< 1.0 µg/L)
11/17/2020: ND (< 1.0 µg/L)
2/10/2021: ND (< 1.0 µg/L)
5/12/2021: ND (< 1.0 µg/L)

MW-102S (2.5-12.5 FT)
8/14/2020: ND (< 1.0 µg/L)
11/12/2020: ND (< 1.0 µg/L)
2/18/2021: ND (< 1.0 µg/L)
5/18/2021: ND (< 1.0 µg/L)

MW-102 (10-15 FT)
8/14/2020: ND (< 1.0 µg/L)
11/12/2020: ND (< 1.0 µg/L)
2/18/2021: ND (< 1.0 µg/L)
5/18/2021: ND (< 1.0 µg/L)

MW-131S (2.5-12.5 FT)
8/17/2020: ND (< 1.0 µg/L)
11/12/2020: ND (< 1.0 µg/L)
2/26/2021: ND (< 1.0 µg/L)
5/18/2021: ND (< 1.0 µg/L)

MW-132S (2.5-12.5 FT)
8/13/2020: ND (< 1.0 µg/L)
11/18/2020: ND (< 1.0 µg/L)
2/26/2021: ND (< 1.0 µg/L)
5/18/2021: ND (< 1.0 µg/L)

MW-108S (2.5-12.5 FT)
8/14/2020: ND (< 1.0 µg/L)
11/11/2020: ND (< 1.0 µg/L)
2/18/2021: ND (< 1.0 µg/L)
5/13/2021: ND (< 1.0 µg/L)

MW-142S (2.5-7.5 FT)
8/14/2020: ND (< 1.0 µg/L)
11/11/2020: ND (< 1.0 µg/L)
2/18/2021: ND (< 1.0 µg/L)
5/14/2021: ND (< 1.0 µg/L)

MW-83S (3-13 FT)
8/11/2020: ND (< 1.0 µg/L)
11/4/2020: ND (< 1.0 µg/L)
2/22/2021: ND (< 1.0 µg/L)
5/6/2021: ND (< 1.0 µg/L)

MW-83 (8-13 FT)
8/11/2020: ND (< 1.0 µg/L)
11/4/2020: ND (< 1.0 µg/L)
2/22/2021: ND (< 1.0 µg/L)
5/6/2021: ND (< 1.0 µg/L)

MW-107S (2.5-12.5 FT)
8/4/2020: ND (< 1.0 µg/L)
11/6/2020: ND (< 1.0 µg/L)
2/15/2021: ND (< 1.0 µg/L)
5/6/2021: ND (< 1.0 µg/L)

MW-82SR (5-15 FT)
8/11/2020: ND (< 1.0 µg/L)
11/3/2020: ND (< 1.0 µg/L)
2/18/2021: ND (< 1.0 µg/L)
5/7/2021: ND (< 1.0 µg/L)

MW-82D (18-23 FT)
8/11/2020: ND (< 1.0 µg/L)
11/3/2020: ND (< 1.0 µg/L)
2/18/2021: ND (< 1.0 µg/L)
5/7/2021: ND (< 1.0 µg/L)

MW-105S (2.5-12.5 FT)
8/14/2020: ND (< 1.0 µg/L)
11/12/2020: ND (< 1.0 µg/L)
3/1/2021: ND (< 1.0 µg/L)
5/18/2021: ND (< 1.0 µg/L)

MW-85SR (4.5-9.5 FT)
8/14/2020: ND (< 1.0 µg/L)
11/11/2020: ND (< 1.0 µg/L)
2/19/2021: ND (< 1.0 µg/L)
5/14/2021: ND (< 1.0 µg/L)

MW-136S (2-7 FT)
8/4/2020: ND (< 1.0 µg/L)
11/6/2020: ND (< 1.0 µg/L)
2/15/2021: ND (< 1.0 µg/L)
5/5/2021: ND (< 1.0 µg/L)

MW-137S (2-7 FT)
8/4/2020: ND (< 1.0 µg/L)
11/5/2020: ND (< 1.0 µg/L)
2/10/2021: ND (< 1.0 µg/L)
5/20/2021: ND (< 1.0 µg/L)

MW-141S (3-8 FT)
8/6/2020: ND (< 1.0 µg/L)
11/11/2020: ND (< 1.0 µg/L)
2/15/2021: ND (< 1.0 µg/L)
5/17/2021: ND (< 1.0 µg/L)

MW-85 (8-13 FT)
8/14/2020: ND (< 1.0 µg/L)
11/11/2020: ND (< 1.0 µg/L)
2/19/2021: ND (< 1.0 µg/L)
5/14/2021: ND (< 1.0 µg/L)

MW-73SR (2.5-12.5 FT)
8/12/2020: ND (< 1.0 µg/L)
11/17/2020: 0.16 J µg/L
2/11/2021: 0.17 J µg/L
5/12/2021: 0.22 J µg/L

MW-79D (10-15 FT)
8/6/2020: ND (< 1.0 µg/L)
11/11/2020: 0.11 J µg/L
2/12/2021: ND (< 1.0 µg/L)
5/17/2021: ND (< 1.0 µg/L)

MW-80SR (2.5-12.5 FT)
8/4/2020: ND (< 1.0 µg/L)
11/6/2020: ND (< 1.0 µg/L)
2/10/2021: ND (< 1.0 µg/L)
5/20/2021: ND (< 1.0 µg/L)

MW-79SR (2.5-12.5 FT)
8/6/2020: ND (< 1.0 µg/L)
11/11/2020: ND (< 1.0 µg/L)
2/12/2021: ND (< 1.0 µg/L)
5/17/2021: ND (< 1.0 µg/L)

MW-73D (13.5-18.5 FT)
8/12/2020: ND (< 1.0 µg/L)
11/17/2020: ND (< 1.0 µg/L)
2/11/2021: ND (< 1.0 µg/L)
5/12/2021: ND (< 1.0 µg/L)

MW-139S (2-7 FT)
8/6/2020: ND (< 1.0 µg/L)
11/16/2020: ND (< 1.0 µg/L)
2/19/2021: ND (< 1.0 µg/L)
5/12/2021: ND (< 1.0 µg/L)

MW-138S (2-7 FT)
8/5/2020: ND (< 1.0 µg/L)
11/12/2020: ND (< 1.0 µg/L)
2/10/2021: ND (< 1.0 µg/L)
5/18/2021: ND (< 1.0 µg/L)

MW-133S (4-9 FT)
8/10/2020: ND (< 1.0 µg/L)
11/4/2020: ND (< 1.0 µg/L)
2/22/2021: ND (< 1.0 µg/L)
5/10/2021: ND (< 1.0 µg/L)

MW-134S (5-10 FT)
8/7/2020: ND (< 1.0 µg/L)
11/4/2020: ND (< 1.0 µg/L)
2/19/2021: ND (< 1.0 µg/L)
5/10/2021: ND (< 1.0 µg/L)

MW-140S (2-7 FT)
8/6/2020: ND (< 1.0 µg/L)
11/16/2020: ND (< 1.0 µg/L)
2/15/2021: ND (< 1.0 µg/L)
5/13/2021: ND (< 1.0 µg/L)

MW-74 (14-19 FT)
8/12/2020: ND (< 1.0 µg/L)
11/16/2020: ND (< 1.0 µg/L)
2/11/2021: ND (< 1.0 µg/L)
5/13/2021: ND (< 1.0 µg/L)

MW-74S (3-13 FT)
8/12/2020: ND (< 1.0 µg/L)
11/16/2020: ND (< 1.0 µg/L)
2/11/2021: ND (< 1.0 µg/L)
5/13/2021: ND (< 1.0 µg/L)

MW-135S (5-10 FT)
8/5/2020: ND (< 1.0 µg/L)
11/11/2020: ND (< 1.0 µg/L)
2/18/2021: ND (< 1.0 µg/L)
5/13/2021: ND (< 1.0 µg/L)

MW-81 (8-13 FT)
8/18/2020: ND (< 1.0 µg/L)
11/3/2020: ND (< 1.0 µg/L)
2/17/2021: ND (< 1.0 µg/L)
5/11/2021: ND (< 1.0 µg/L)

MW-81S (2.5-12.5 FT)
8/18/2020: ND (< 1.0 µg/L)
11/3/2020: ND (< 1.0 µg/L)
2/17/2021: ND (< 1.0 µg/L)
5/11/2021: ND (< 1.0 µg/L)

MW-106S (2.5-12.5 FT)
8/5/2020: ND (< 1.0 µg/L)
11/12/2020: ND (< 1.0 µg/L)
2/11/2021: ND (< 1.0 µg/L)
5/18/2021: ND (< 1.0 µg/L)

MW-78 (7-12 FT)
8/5/2020: ND (< 1.0 µg/L)
11/11/2020: ND (< 1.0 µg/L)
2/24/2021: ND (< 1.0 µg/L)
5/20/2021: ND (< 1.0 µg/L)

MW-98S (2.5-12.5 FT)
8/5/2020: ND (< 1.0 µg/L)
11/13/2020: ND (< 1.0 µg/L)
2/19/2021: ND (< 1.0 µg/L)
5/6/2021: ND (< 1.0 µg/L)

MW-84S (2.5-12.5 FT)
8/5/2020: ND (< 1.0 µg/L)
11/12/2020: ND (< 1.0 µg/L)
2/18/2021: ND (< 1.0 µg/L)
5/19/2021: ND (< 1.0 µg/L)

MW-99S (3-13 FT)
8/11/2020: ND (< 1.0 µg/L)
11/16/2020: ND (< 1.0 µg/L)
2/15/2021: ND (< 1.0 µg/L)
5/19/2021: ND (< 1.0 µg/L)

MW-84 (8-13 FT)
8/5/2020: ND (< 1.0 µg/L)
11/12/2020: ND (< 1.0 µg/L)
2/18/2021: ND (< 1.0 µg/L)
5/6/2021: 0.11 J µg/L

MW-78S (2.5-12.5 FT)
8/5/2020: ND (< 1.0 µg/L)
11/11/2020: ND (< 1.0 µg/L)
2/18/2021: ND (< 1.0 µg/L)
5/20/2021: ND (< 1.0 µg/L)

MW-96S (2.5-12.5 FT)
8/3/2020: ND (< 1.0 µg/L)
11/13/2020: ND (< 1.0 µg/L)
2/11/2021: ND (< 1.0 µg/L)
5/19/2021: ND (< 1.0 µg/L)

MW-192S (2.5-7.5 FT)
8/5/2020: ND (< 1.0 µg/L)
11/13/2020: ND (< 1.0 µg/L)
2/9/2021: ND (< 1.0 µg/L)
5/6/2021: ND (< 1.0 µg/L)

MW-75D (12-17 FT)
8/11/2020: ND (< 1.0 µg/L)
11/13/2020: ND (< 1.0 µg/L)
2/10/2021: ND (< 1.0 µg/L)
5/19/2021: ND (< 1.0 µg/L)

MW-86 (12-17 FT)
8/7/2020: ND (< 1.0 µg/L)
11/5/2020: ND (< 1.0 µg/L)
2/9/2021: ND (< 1.0 µg/L)
5/11/2021: ND (< 1.0 µg/L)

MW-77S (2.5-12.5 FT)
8/6/2020: ND (< 1.0 µg/L)
11/19/2020: ND (< 1.0 µg/L)
2/11/2021: ND (< 1.0 µg/L)
5/19/2021: ND (< 1.0 µg/L)

MW-77 (9-14 FT)
8/6/2020: ND (< 1.0 µg/L)
11/19/2020: ND (< 1.0 µg/L)
2/11/2021: ND (< 1.0 µg/L)
5/19/2021: ND (< 1.0 µg/L)

MW-75SR (2.5-12.5 FT)
8/11/2020: ND (< 1.0 µg/L)
11/13/2020: ND (< 1.0 µg/L)
2/10/2021: ND (< 1.0 µg/L)
5/19/2021: ND (< 1.0 µg/L)

MW-86S (2.5-12.5 FT)
8/7/2020: ND (< 1.0 µg/L)
11/5/2020: 0.11 J µg/L
2/9/2021: ND (< 1.0 µg/L)
5/11/2021: ND (< 1.0 µg/L)

MW-97S (2.5-12.5 FT)
8/5/2020: ND (< 1.0 µg/L)
11/19/2020: ND (< 1.0 µg/L)
2/11/2021: ND (< 1.0 µg/L)
5/19/2021: ND (< 1.0 µg/L)

MW-100S (3-13 FT)
8/11/2020: ND (< 1.0 µg/L)
11/16/2020: ND (< 1.0 µg/L)
2/12/2021: ND (< 1.0 µg/L)
5/20/2021: ND (< 1.0 µg/L)

MW-87S (4.5-14.5 FT)
8/6/2020: ND (< 1.0 µg/L)
11/10/2020: ND (< 1.0 µg/L)
2/15/2021: ND (< 1.0 µg/L)
5/13/2021: ND (< 1.0 µg/L)

MW-87 (14-19 FT)
8/6/2020: ND (< 1.0 µg/L)
11/10/2020: ND (< 1.0 µg/L)
2/9/2021: ND (< 1.0 µg/L)
5/13/2021: ND (< 1.0 µg/L)

MW-101S (4.5-14.5 FT)
8/10/2020: ND (< 1.0 µg/L)
11/12/2020: ND (< 1.0 µg/L)
2/12/2021: ND (< 1.0 µg/L)
5/20/2021: ND (< 1.0 µg/L)

MW-76 (15-20 FT)
8/10/2020: ND (< 1.0 µg/L)
11/12/2020: ND (< 1.0 µg/L)
2/12/2021: ND (< 1.0 µg/L)
5/13/2021: ND (< 1.0 µg/L)

MW-76S (4.5-14.5 FT)
8/10/2020: ND (< 1.0 µg/L)
11/12/2020: ND (< 1.0 µg/L)
2/12/2021: ND (< 1.0 µg/L)
5/13/2021: ND (< 1.0 µg/L)

ROSATI AVE
CAPITOL ST
BEACON ST
STARK RD
WADSWORTH ST
BELDEN CT
STANDISH ST
BOSTON POST ST
PRISCILLA LN
PLYMOUTH RD
WAYNE RD
LAUREL ST
YALE ST

LEGEND

- PROPERTY BOUNDARY
- FORD PROPERTY BOUNDARY
- OFF-SITE MONITORING WELL TRICHLOROETHENE ≤ 1.0 µg/L

NOTES:
FIGURE ONLY SHOWS THE FOUR MOST RECENT QUARTERS OF DATA (AUGUST 2020, NOVEMBER 2020, FEBRUARY/MARCH 2021, AND MAY 2021).FULL SET OF DATA CAN BE FOUND IN THE CORRESPONDING TABLES.

µg/L - MICROGRAMS PER LITER (PARTS PER BILLION)

≤ - LESS THAN OR EQUAL TO

THE PUBLISHED EGLE REMEDIATION AND REDEVELOPMENT DIVISION TARGET DETECTION LIMIT FOR TRICHLOROETHENE IS 1.0 µg/L.

ANALYTICAL METHOD: 8260B FOR VOLATILE ORGANIC COMPOUNDS.

FT = SCREENED INTERVAL IN FEET BELOW GROUND SURFACE

J = ESTIMATED CONCENTRATION ABOVE THE METHOD DETECTION LIMIT AND BELOW THE REPORTING LIMIT.

"ND", "<" INDICATES VALUE IS BELOW THE LABORATORY REPORTING LIMIT FOR TRICHLOROETHENE.

EGLE = MICHIGAN DEPARTMENT OF ENVIRONMENT, GREAT LAKES, AND ENERGY

MW = MONITORING WELL

0 300 600
SCALE IN FEET

FORD MOTOR COMPANY
LIVONIA TRANSMISSION PLANT
LIVONIA, MICHIGAN

OFF-SITE MONITORING WELLS TRICHLOROETHENE IN GROUNDWATER

ARCADIS

FIGURE
10

CITY: NOVI DIV: ENV DB: MG PIC: R. ELLIS PM: K. HINSKEY TM: A. PAULSON TR: P. CURRY PROJECT NUMBER: 30080642.602.01 COORDINATE SYSTEM: NAD 1983 StatePlane Michigan South FIPS 2113 Feet
T:_ENV\NoviBrighton_MI\Ford\Livonia\GIS\docs\GEC\2Q_2021\Figure 10_Off-Site GWA TCE.mxd PLOTTED: 7/2/2021 11:25:35 PM BY: PSI01045

This document is a DRAFT document that has not received approval from EGLE. This document was prepared pursuant to a court Consent Decree. The opinions, findings, and conclusions expressed are those of the authors and not those of EGLE.

MW-102 (10-15 FT)
8/14/2020: ND (< 1.0 µg/L)
11/12/2020: 1.2 µg/L
2/18/2021: 2.2 µg/L
5/18/2021: 1.5 µg/L

MW-105S (2.5-12.5 FT)
8/14/2020: ND (< 1.0 µg/L)
11/12/2020: ND (< 1.0 µg/L)
3/1/2021: ND (< 1.0 µg/L)
5/18/2021: ND (< 1.0 µg/L)

MW-131S (2.5-12.5 FT)
8/17/2020: 1.0 µg/L
11/12/2020: 0.59 J µg/L
2/26/2021: 1.1 µg/L
5/18/2021: 0.99 J µg/L

MW-132S (2.5-12.5 FT)
8/13/2020: ND (< 1.0 µg/L)
11/18/2020: ND (< 1.0 µg/L)
2/26/2021: ND (< 1.0 µg/L)
5/18/2021: ND (< 1.0 µg/L)

MW-142S (2.5-7.5 FT)
8/14/2020: ND (< 1.0 µg/L)
11/11/2020: ND (< 1.0 µg/L)
2/18/2021: ND (< 1.0 µg/L)
5/14/2021: ND (< 1.0 µg/L)

MW-83 (8-13 FT)
8/11/2020: ND (< 1.0 µg/L)
11/4/2020: ND (< 1.0 µg/L)
2/22/2021: ND (< 1.0 µg/L)
5/6/2021: ND (< 1.0 µg/L)

MW-83S (3-13 FT)
8/11/2020: ND (< 1.0 µg/L)
11/4/2020: ND (< 1.0 µg/L)
2/22/2021: ND (< 1.0 µg/L)
5/6/2021: ND (< 1.0 µg/L)

MW-72 (15-20 FT)
8/12/2020: 1.8 µg/L
11/17/2020: 1.7 µg/L
2/10/2021: 1.2 µg/L
5/12/2021: 1.0 µg/L

MW-102S (2.5-12.5 FT)
8/14/2020: ND (< 1.0 µg/L)
11/12/2020: ND (< 1.0 µg/L)
2/18/2021: ND (< 1.0 µg/L)
5/18/2021: ND (< 1.0 µg/L)

MW-85SR (4.5-9.5 FT)
8/14/2020: 2.2 µg/L
11/11/2020: 2.0 µg/L
2/19/2021: 1.6 µg/L
5/14/2021: 1.9 µg/L

MW-108S (2.5-12.5 FT)
8/14/2020: ND (< 1.0 µg/L)
11/11/2020: ND (< 1.0 µg/L)
2/18/2021: ND (< 1.0 µg/L)
5/13/2021: ND (< 1.0 µg/L)

MW-82D (18-23 FT)
8/11/2020: ND (< 1.0 µg/L)
11/3/2020: ND (< 1.0 µg/L)
2/18/2021: ND (< 1.0 µg/L)
5/7/2021: ND (< 1.0 µg/L)

ROSATI AVE

MW-72S (3-13FT)
8/14/2020: ND (< 1.0 µg/L)
11/17/2020: ND (< 1.0 µg/L)
2/10/2021: ND (< 1.0 µg/L)
5/12/2021: ND (< 1.0 µg/L)

MW-85 (8-13 FT)
8/14/2020: 5.4 µg/L
11/11/2020: 5.4 µg/L
2/19/2021: 5.8 µg/L
5/14/2021: 6.0 µg/L

MW-141S (3-8 FT)
8/6/2020: ND (< 1.0 µg/L)
11/11/2020: ND (< 1.0 µg/L)
2/15/2021: ND (< 1.0 µg/L)
5/17/2021: ND (< 1.0 µg/L)

MW-137S (2-7 FT)
8/4/2020: 0.54 J µg/L
11/5/2020: 0.43 J µg/L
2/10/2021: 0.33 J µg/L
5/20/2021: 0.70 J µg/L

MW-136S (2-7 FT)
8/4/2020: ND (< 1.0 µg/L)
11/6/2020: 1.4 µg/L
2/15/2021: ND (< 1.0 µg/L)
5/5/2021: ND (< 1.0 µg/L)

MW-107S (2.5-12.5 FT)
8/4/2020: ND (< 1.0 µg/L)
11/6/2020: ND (< 1.0 µg/L)
2/15/2021: ND (< 1.0 µg/L)
5/6/2021: ND (< 1.0 µg/L)

MW-82SR (5-15 FT)
8/11/2020: ND (< 1.0 µg/L)
11/3/2020: ND (< 1.0 µg/L)
2/18/2021: ND (< 1.0 µg/L)
5/7/2021: ND (< 1.0 µg/L)

CONCORD ST

MW-73D (13.5-18.5 FT)
8/12/2020: ND (< 1.0 µg/L)
11/17/2020: ND (< 1.0 µg/L)
2/11/2021: ND (< 1.0 µg/L)
5/12/2021: ND (< 1.0 µg/L)

MW-73SR (2.5-12.5 FT)
8/12/2020: ND (< 1.0 µg/L)
11/17/2020: 0.85 J µg/L
2/11/2021: 0.55 J µg/L
5/12/2021: 0.43 J µg/L

MW-79SR (2.5-12.5 FT)
8/6/2020: ND (< 1.0 µg/L)
11/11/2020: 0.44 J µg/L
2/12/2021: 0.83 J µg/L
5/17/2021: 0.86 J µg/L

MW-79D (10-15 FT)
8/6/2020: 1.4 µg/L
11/11/2020: 1.3 µg/L
2/12/2021: 1.4 µg/L
5/17/2021: 2.0 µg/L

MW-80SR (2.5-12.5 FT)
8/4/2020: 4.3 µg/L
11/6/2020: 4.3 µg/L
2/10/2021: 1.6 µg/L
5/20/2021: 3.4 µg/L

CAPITOL ST

MW-74 (14-19 FT)
8/12/2020: 2.9 µg/L
11/16/2020: 4.1 µg/L
2/11/2021: 3.1 µg/L
5/13/2021: 3.4 µg/L

MW-139S (2-7 FT)
8/6/2020: ND (< 1.0 µg/L)
11/16/2020: ND (< 1.0 µg/L)
2/19/2021: ND (< 1.0 µg/L)
5/12/2021: ND (< 1.0 µg/L)

MW-78 (7-12 FT)
8/5/2020: ND (< 1.0 µg/L)
11/11/2020: ND (< 1.0 µg/L)
2/24/2021: ND (< 1.0 µg/L)
5/20/2021: ND (< 1.0 µg/L)

MW-98S (2.5-12.5 FT)
8/5/2020: ND (< 1.0 µg/L)
11/13/2020: ND (< 1.0 µg/L)
2/19/2021: ND (< 1.0 µg/L)
5/6/2021: ND (< 1.0 µg/L)

MW-138S (2-7 FT)
8/5/2020: 2.1 µg/L
11/12/2020: 1.8 µg/L
2/10/2021: 1.3 µg/L
5/18/2021: 2.2 µg/L

MW-133S (4-9 FT)
8/10/2020: ND (< 1.0 µg/L)
11/4/2020: ND (< 1.0 µg/L)
2/22/2021: ND (< 1.0 µg/L)
5/10/2021: ND (< 1.0 µg/L)

MW-140S (2-7 FT)
8/6/2020: ND (< 1.0 µg/L)
11/16/2020: ND (< 1.0 µg/L)
2/15/2021: ND (< 1.0 µg/L)
5/13/2021: ND (< 1.0 µg/L)

MW-74S (3-13 FT)
8/12/2020: ND (< 1.0 µg/L)
11/16/2020: ND (< 1.0 µg/L)
2/11/2021: ND (< 1.0 µg/L)
5/13/2021: ND (< 1.0 µg/L)

BEACON ST

MW-192S (2.5-7.5 FT)
8/5/2020: ND (< 1.0 µg/L)
11/13/2020: ND (< 1.0 µg/L)
2/9/2021: ND (< 1.0 µg/L)
5/6/2021: ND (< 1.0 µg/L)

STARK RD

MW-134S (5-10 FT)
8/7/2020: ND (< 1.0 µg/L)
11/4/2020: ND (< 1.0 µg/L)
2/19/2021: ND (< 1.0 µg/L)
5/10/2021: ND (< 1.0 µg/L)

MW-84S (2.5-12.5 FT)
8/5/2020: ND (< 1.0 µg/L)
11/12/2020: ND (< 1.0 µg/L)
2/18/2021: ND (< 1.0 µg/L)
5/6/2021: ND (< 1.0 µg/L)

MW-84 (8-13 FT)
8/5/2020: ND (< 1.0 µg/L)
11/12/2020: ND (< 1.0 µg/L)
2/18/2021: ND (< 1.0 µg/L)
5/6/2021: ND (< 1.0 µg/L)

MW-78S (2.5-12.5 FT)
8/5/2020: ND (< 1.0 µg/L)
11/11/2020: ND (< 1.0 µg/L)
2/18/2021: ND (< 1.0 µg/L)
5/20/2021: ND (< 1.0 µg/L)

MW-81 (8-13 FT)
8/18/2020: ND (< 1.0 µg/L)
11/3/2020: ND (< 1.0 µg/L)
2/17/2021: ND (< 1.0 µg/L)
5/11/2021: ND (< 1.0 µg/L)

MW-99S (3-13FT)
8/11/2020: ND (< 1.0 µg/L)
11/16/2020: ND (< 1.0 µg/L)
2/15/2021: ND (< 1.0 µg/L)
5/19/2021: ND (< 1.0 µg/L)

MW-86 (12-17 FT)
8/7/2020: ND (< 1.0 µg/L)
11/5/2020: ND (< 1.0 µg/L)
2/9/2021: ND (< 1.0 µg/L)
5/11/2021: ND (< 1.0 µg/L)

MW-96S (2.5-12.5 FT)
8/3/2020: ND (< 1.0 µg/L)
11/13/2020: ND (< 1.0 µg/L)
2/11/2021: ND (< 1.0 µg/L)
5/19/2021: ND (< 1.0 µg/L)

MW-106S (2.5-12.5 FT)
8/5/2020: ND (< 1.0 µg/L)
11/12/2020: ND (< 1.0 µg/L)
2/11/2021: ND (< 1.0 µg/L)
5/18/2021: ND (< 1.0 µg/L)

BELDEN CT

MW-75D (12-17 FT)
8/11/2020: 2.2 µg/L
11/13/2020: 2.2 J µg/L
2/10/2021: 1.1 µg/L
5/19/2021: 1.9 µg/L

MW-77 (9-14 FT)
8/6/2020: ND (< 1.0 µg/L)
11/19/2020: ND (< 1.0 µg/L)
2/11/2021: ND (< 1.0 µg/L)
5/19/2021: ND (< 1.0 µg/L)

MW-135S (5-10 FT)
8/5/2020: ND (< 1.0 µg/L)
11/11/2020: ND (< 1.0 µg/L)
2/18/2021: ND (< 1.0 µg/L)
5/13/2021: ND (< 1.0 µg/L)

WADSWORTH ST

MW-81S (2.5-12.5 FT)
8/18/2020: ND (< 1.0 µg/L)
11/3/2020: ND (< 1.0 µg/L)
2/17/2021: ND (< 1.0 µg/L)
5/11/2021: ND (< 1.0 µg/L)

MW-75SR (2.5-12.5 FT)
8/11/2020: ND (< 1.0 µg/L)
11/13/2020: 1.1 µg/L
2/10/2021: 0.36 J µg/L
5/19/2021: 0.64 J µg/L

MW-86S (2.5-12.5 FT)
8/7/2020: ND (< 1.0 µg/L)
11/05/2020: ND (< 1.0 µg/L)
2/9/2021: ND (< 1.0 µg/L)
5/11/2021: ND (< 1.0 µg/L)

MW-77S (2.5-12.5 FT)
8/6/2020: ND (< 1.0 µg/L)
11/19/2020: ND (< 1.0 µg/L)
2/11/2021: ND (< 1.0 µg/L)
5/19/2021: ND (< 1.0 µg/L)

MW-97S (2.5-12.5 FT)
8/5/2020: ND (< 1.0 µg/L)
11/19/2020: ND (< 1.0 µg/L)
2/11/2021: ND (< 1.0 µg/L)
5/19/2021: ND (< 1.0 µg/L)

MW-100S (3-13 FT)
8/11/2020: ND (< 1.0 µg/L)
11/16/2020: ND (< 1.0 µg/L)
2/12/2021: ND (< 1.0 µg/L)
5/20/2021: ND (< 1.0 µg/L)

MW-87S (4.5-14.5 FT)
8/6/2020: ND (< 1.0 µg/L)
11/10/2020: ND (< 1.0 µg/L)
2/15/2021: ND (< 1.0 µg/L)
5/13/2021: ND (< 1.0 µg/L)

STANDISH ST

BOSTON POST ST

MW-87 (14-19 FT)
8/6/2020: ND (< 1.0 µg/L)
11/10/2020: ND (< 1.0 µg/L)
2/9/2021: ND (< 1.0 µg/L)
5/13/2021: ND (< 1.0 µg/L)

PRISCILLA LN

MW-101S (4.5-14.5 FT)
8/10/2020: ND (< 1.0 µg/L)
11/12/2020: ND (< 1.0 µg/L)
2/12/2021: ND (< 1.0 µg/L)
5/20/2021: ND (< 1.0 µg/L)

MW-76S (4.5-14.5 FT)
8/10/2020: ND (< 1.0 µg/L)
11/12/2020: ND (< 1.0 µg/L)
2/12/2021: ND (< 1.0 µg/L)
5/13/2021: ND (< 1.0 µg/L)

MW-76 (15-20 FT)
8/10/2020: ND (< 1.0 µg/L)
11/12/2020: ND (< 1.0 µg/L)
2/12/2021: ND (< 1.0 µg/L)
5/13/2021: ND (< 1.0 µg/L)

PLYMOUTH RD

YALE ST

WAYNE RD

LAUREL ST

LEGEND

- PROPERTY BOUNDARY
- FORD PROPERTY BOUNDARY
- OFF-SITE MONITORING WELL VINYL CHLORIDE ≤ 1.0 µg/L
- OFF-SITE MONITORING WELL VINYL CHLORIDE > 1.0 µg/L
- **BLUE/BOLD TEXT** EXCEEDANCE OF THE TDL FROM PAST AND PRESENT SAMPLING EVENTS

NOTES:
FIGURE ONLY SHOWS THE FOUR MOST RECENT QUARTERS OF DATA (AUGUST 2020, NOVEMBER 2020, FEBRUARY/MARCH 2021, AND MAY 2021).FULL SET OF DATA CAN BE FOUND IN THE CORRESPONDING TABLES.

µg/L - MICROGRAMS PER LITER (PARTS PER BILLION)

≤ - LESS THAN OR EQUAL TO

> - GREATER THAN

TDL - TARGET DETECTION LIMIT

THE PUBLISHED EGLE REMEDIATION AND REDEVELOPMENT DIVISION TARGET DETECTION LIMIT FOR VINYL CHLORIDE IS 1.0 µg/L.

ANALYTICAL METHOD: 8260B FOR VOLATILE ORGANIC COMPOUNDS.

FT = SCREENED INTERVAL IN FEET BELOW GROUND SURFACE

J = ESTIMATED CONCENTRATION ABOVE THE METHOD DETECTION LIMIT AND BELOW THE REPORTING LIMIT.

"ND", "<" INDICATES VALUE IS BELOW THE LABORATORY REPORTING LIMIT FOR VINYL CHLORIDE.

MW = MONITORING WELL

EGLE = MICHIGAN DEPARTMENT OF ENVIRONMENT, GREAT LAKES, AND ENERGY

BLUE BOX INDICATES EXCEEDANCE OF THE TARGET DETECTION LIMIT FOR VINYL CHLORIDE ASSOCIATED WITH THE MOST RECENT SAMPLING EVENT

0 300 600
SCALE IN FEET

FORD MOTOR COMPANY
LIVONIA TRANSMISSION PLANT
LIVONIA, MICHIGAN

OFF-SITE MONITORING WELLS VINYL CHLORIDE IN GROUNDWATER

ARCADIS

FIGURE
11

CITY: NOVI DIV: ENV DB: MG PIC: R. ELLIS PM: K. HINSKEY TM: A_PAULSON TR: P. CURRY PROJECT NUMBER: 30080642.602.01 COORDINATE SYSTEM: NAD 1983 StatePlane Michigan South FIPS 2113 Feet
T:_ENV\NoviBrighton_MI\Ford\Livonia\GIS\docs\GEC\2Q_2021\Figure 11_Off-Site GWA VC.mxd PLOTTED: 7/16/2021 7:16:16 PM BY: mai00749

CITY: Novi DIV: ENV DB: JB PM: K. HINSKEY PIC: R. ELLIS PROJECT NUMBER: 30080642 COORDINATE SYSTEM: NAD 1983 StatePlane Michigan South FIPS 2133 Feet
G:\COMMON\Ford\Livonia\03 Notes and Data_Engineering\HCS\4_HCS Performance Monitoring\Gradient Maps & GWEC Figures\Gradient Maps\2Q 2021 BY: jroberts



This document is a DRAFT document that has not received approval from EGLE. This document was prepared pursuant to a court Consent Decree. The opinions, findings, and conclusions expressed are those of the authors and not those of EGLE.

LEGEND:

- **MW-32** LOCATION ID
- MONITORING WELL
- PIEZOMETER
- **661.63** GROUNDWATER ELEVATION (ft amsl)
- WELL TRIPLET PLANE WITH HYDRAULIC GRADIENT DIRECTION
- WELL SCREEN (4-INCH SDR-11 HDPE, CUSTOM SLOTTED)
- WELL BLANK CASING (4-INCH HDPE)
- WELL BLANK CASING (6-INCH HDPE)

Notes:
1. All elevations collected on May 3, 2021 and measured from top of well casing.
2. All elevations are referenced to a mean sea level datum and are in units of feet above mean sea level (ft amsl).
3. EGLE - Michigan Department of Environment, Great Lakes, and Energy
4. HDPE - high density polyethylene

FORD MOTOR COMPANY
LIVONIA TRANSMISSION PLANT
LIVONIA, MICHIGAN

HYDRAULIC GRADIENT MAP
MAY 2021

ARCADIS

FIGURE
12

APPENDICES

APPENDIX A

On-Site Groundwater Field Sampling Logs

ARCADIS

SHALLOW LOW-FLOW GROUNDWATER SAMPLING FORM

Project No.	30080642.401.01	Well ID	MW-01			Date	5-5-21
Project Name/Location	Ford LTP			Weather	52.0 degrees F and Cloudy. The wind is blowing NW at 12.8 mph.		
Measuring Pt. Description	Top of Casing	Screen Setting (ft-bmp)	14-19	Casing Diameter (in.)	2	Well Material	PVC
Static Water Level (ft-bmp)	4.11	Total Depth (ft-bmp)	16.05	Water Column (ft.)	11.94	Gallons in Well	1.94
		Pump Intake (ft-bmp)	15.50	Purge Method	Low-Flow	Sample Method	Grab
		Well Volumes Purged	1.02				
Sample Time: Label	15:15	Volume Purged	1.98 gallons	Replicate/Code No.	--	Sampled by	Christina Weaver
Purge Start	14:25						
Purge End	15:20						

Time	Minutes Elapsed between Readings	Flow Rate (mL/min) [100-300 mL/min]	Depth to Water (ft) [± 0.3]	Total Gallons Purged	pH [± 0.1]	Cond. (mS/cm) [± 3%]	Turbidity (NTU) [± 10%*]	DO (mg/L) [± 10%]	Temp. (°C) [± 3%]	Redox (mV) [± 10mV]	Appearance	
											Color	Odor
14:26	0	170	4.65	0.00	7.51	1.18	66.60	2.09	12.6	-51.7	Clear, Small Black Particulates	No Odor
14:31	5	170	4.65	0.22	7.53	5.51	71.50	1.82	12.6	-120.6	Clear, Small Black Particulates	No Odor
14:36	5	170	4.65	0.44	7.52	9.43	67.90	0.41	12.6	-122.4	Clear, Gray, Small Black Particulates	No Odor
14:41	5	170	4.65	0.66	7.54	10.54	37.20	0.88	12.5	-133.5	Clear, Gray, Small Black Particulates	No Odor
14:46	5	170	4.65	0.88	7.55	11.29	31.30	0.21	12.6	-138.6	Clear, Gray, Small Black Particulates	No Odor
14:51	5	170	4.65	1.10	7.57	11.95	22.00	0.23	12.5	-141.5	Clear, Gray, Small Black Particulates	No Odor
14:56	5	170	4.65	1.32	7.59	12.78	16.20	0.17	12.6	-144.8	Clear, Small Black Particulates	No Odor
15:01	5	170	4.65	1.54	7.50	13.16	10.30	0.49	12.6	-144.6	Clear, Small Black Particulates	No Odor
15:06	5	170	4.65	1.76	7.51	13.38	10.90	0.30	12.8	-144.3	Clear, Small Black Particulates	No Odor
15:11	5	170	4.65	1.98	7.52	13.30	10.80	0.11	12.6	-141.9	Clear, Small Black Particulates	No Odor
--	--	--	--	--	--	--	--	--	--	--	--	--
--	--	--	--	--	--	--	--	--	--	--	--	--
--	--	--	--	--	--	--	--	--	--	--	--	--
--	--	--	--	--	--	--	--	--	--	--	--	--
--	--	--	--	--	--	--	--	--	--	--	--	--
--	--	--	--	--	--	--	--	--	--	--	--	--
--	--	--	--	--	--	--	--	--	--	--	--	--
--	--	--	--	--	--	--	--	--	--	--	--	--
--	--	--	--	--	--	--	--	--	--	--	--	--

* **Turbidity** < 50 NTU and ±10% or within 1 NTU of a previous reading when <10 NTU

Constituents Sampled	Container	Number	Preservative
1,1-DCE, cis-1,2-DCE, trans-1,2-DCE, PCE, TCE, VC	40 mL Glass	3	HCL
1,4-dioxane	40 mL Glass	3	HCL

Comments

Covered with cone, J plug in tight with lock. No lid, concrete pad gone.

Well Casing Volumes

Gallons/Foot					
	1" = 0.04	1.5" = 0.09	2.5" = 0.26	3.5" = 0.50	6" = 1.47
	1.25" = 0.06	2" = 0.16	3" = 0.37	4" = 0.65	

Well Information

Well Location:	Onsite South	Well Locked at Arrival:	n/a
Condition of Well:	Broken thread tabs,Casing broken,Missing bolts,Pad damaged,Poor,Vault broken	Well Locked at Departure:	n/a
Well Completion:	Flush mount	Lock Functioning:	n/a

ARCADIS

SHALLOW LOW-FLOW GROUNDWATER SAMPLING FORM

Project No.	30080642.401.01	Well ID	MW-02			Date	5-10-21
Project Name/Location		Ford LTP		Weather	52.0 degrees F and Cloudy. The wind is blowing W/NW at 12.8 mph.		
Measuring Pt. Description	Top of Casing	Screen Setting (ft-bmp)	15.5-20.5	Casing Diameter (in.)	2	Well Material	PVC
Static Water Level (ft-bmp)	7.20	Total Depth (ft-bmp)	19.50	Water Column (ft.)	12.30	Gallons in Well	2.00
		Pump Intake (ft-bmp)	18.00	Purge Method	Low-Flow	Sample Method	Grab
		Well Volumes Purged	0.80				
Sample Time: Label	14:15	Volume Purged	1.6 gallons	Replicate/Code No.	--	Sampled by	Emma Witherspoon
Purge Start	13:11						
Purge End	14:23						

Time	Minutes Elapsed between Readings	Flow Rate (mL/min) [100-300 mL/min]	Depth to Water (ft) [± 0.3]	Total Gallons Purged	pH [± 0.1]	Cond. (mS/cm) [± 3%]	Turbidity (NTU) [± 10%*]	DO (mg/L) [± 10%]	Temp. (°C) [± 3%]	Redox (mV) [± 10mV]	Appearance	
											Color	Odor
13:15	0	125	7.56	0.00	7.18	13.78	32.30	1.69	20.6	-114.5	Clear, Turbid	No Odor
13:20	5	100	7.42	0.17	7.16	13.81	34.10	1.34	20.6	-124.6	Clear, Turbid	No Odor
13:25	5	100	7.42	0.30	7.17	13.80	40.90	1.15	20.6	-129.9	Clear, Turbid	No Odor
13:30	5	100	7.42	0.43	7.17	13.80	8.69	1.55	20.6	-130.3	Clear, Turbid	No Odor
13:35	5	100	7.43	0.56	7.17	13.81	26.00	1.64	20.7	-127.7	Clear, Turbid	No Odor
13:40	5	100	7.43	0.69	7.18	13.80	10.30	1.29	20.6	-133.5	Clear, Turbid	No Odor
13:45	5	100	7.43	0.82	7.18	13.81	26.00	1.33	20.7	-131.5	Clear, Turbid	No Odor
13:50	5	100	7.43	0.95	7.18	13.80	13.60	0.82	20.6	-135.0	Clear, Turbid	No Odor
13:55	5	100	7.43	1.08	7.18	13.81	3.22	0.86	20.6	-135.2	Clear, Turbid	No Odor
14:00	5	100	7.43	1.21	7.18	13.82	40.20	0.91	20.6	-136.1	Clear, Turbid	No Odor
14:05	5	100	7.43	1.34	7.18	13.81	35.00	0.85	20.6	-136.4	Clear, Turbid	No Odor
14:10	5	100	7.43	1.47	7.18	13.80	34.80	0.89	20.6	-136.6	Clear, Turbid	No Odor
14:15	5	100	7.43	1.60	7.18	13.80	38.50	0.88	20.6	-136.6	Clear, Turbid	No Odor
--	--	--	--	--	--	--	--	--	--	--	--	--
--	--	--	--	--	--	--	--	--	--	--	--	--
--	--	--	--	--	--	--	--	--	--	--	--	--
--	--	--	--	--	--	--	--	--	--	--	--	--
--	--	--	--	--	--	--	--	--	--	--	--	--
--	--	--	--	--	--	--	--	--	--	--	--	--
--	--	--	--	--	--	--	--	--	--	--	--	--

* **Turbidity** < 50 NTU and ±10% or within 1 NTU of a previous reading when <10 NTU

Constituents Sampled	Container	Number	Preservative
1,1-DCE, cis-1,2-DCE, trans-1,2-DCE, PCE, TCE, VC	40 mL Glass	3	HCL
1,4-dioxane	40 mL Glass	3	HCL

Comments

None

Well Casing Volumes

Gallons/Foot — *1" = 0.04* | *1.25" = 0.06* | *1.5" = 0.09* | *2" = 0.16* | *2.5" = 0.26* | *3" = 0.37* | *3.5" = 0.50* | *4" = 0.65* | *6" = 1.47*

Well Information

Well Location:	Onsite; W of property	Well Locked at Arrival:	n/a
Condition of Well:	Good	Well Locked at Departure:	n/a
Well Completion:	Flush mount	Lock Functioning:	n/a

ARCADIS

SHALLOW LOW-FLOW GROUNDWATER SAMPLING FORM

Project No.	30080642.401.01	Well ID	MW-03			Date	5-11-21
Project Name/Location		Ford LTP		Weather	37.0 degrees F and Partly Cloudy. The wind is blowing W/NW at 5.8 mph.		
Measuring Pt. Description	Top of Casing	Screen Setting (ft-bmp)	14-19	Casing Diameter (in.)	2	Well Material	PVC
Static Water Level (ft-bmp)	7.28	Total Depth (ft-bmp)	18.65	Water Column (ft.)	11.37	Gallons in Well	1.85
		Pump Intake (ft-bmp)	16.50	Purge Method	Low-Flow	Sample Method	Grab
		Well Volumes Purged	0.63				
Sample Time: Label	8:45	Volume Purged	1.17 gallons	Replicate/Code No.	--	Sampled by	Emma Witherspoon
Purge Start	7:56						
Purge End	8:49						

Time	Minutes Elapsed between Readings	Flow Rate (mL/min) [100-300 mL/min]	Depth to Water (ft) [± 0.3]	Total Gallons Purged	pH [± 0.1]	Cond. (mS/cm) [± 3%]	Turbidity (NTU) [± 10%*]	DO (mg/L) [± 10%]	Temp. (°C) [± 3%]	Redox (mV) [± 10mV]	Appearance	
											Color	Odor
8:00	0	100	7.42	0.00	7.24	13.13	3.64	0.60	20.2	-76.7	Clear	Slight Odor
8:05	5	100	7.42	0.13	7.29	13.14	1.31	0.34	20.2	-106.1	Clear	No Odor
8:10	5	100	7.42	0.26	7.30	13.13	1.72	0.25	20.2	-114.9	Clear	Slight Odor
8:15	5	100	7.42	0.39	7.30	13.12	6.74	0.21	20.3	-119.3	Clear	Slight Odor
8:20	5	100	7.42	0.52	7.31	13.13	1.86	0.17	20.4	-122.9	Clear	Slight Odor
8:25	5	100	7.42	0.65	7.31	13.14	2.54	0.15	20.4	-124.7	Clear	Slight Odor
8:30	5	100	7.42	0.78	7.31	13.15	1.41	0.19	20.4	-126.5	Clear	Slight Odor
8:35	5	100	7.42	0.91	7.31	13.18	1.74	0.16	20.5	-129.2	Clear	Slight Odor
8:40	5	100	7.42	1.04	7.31	13.20	4.39	0.10	20.5	-130.3	Clear	Slight Odor
8:45	5	100	7.42	1.17	7.31	13.21	4.66	0.10	20.5	-131.4	Clear	Slight Odor
--	--	--	--	--	--	--	--	--	--	--	--	--
--	--	--	--	--	--	--	--	--	--	--	--	--
--	--	--	--	--	--	--	--	--	--	--	--	--
--	--	--	--	--	--	--	--	--	--	--	--	--
--	--	--	--	--	--	--	--	--	--	--	--	--
--	--	--	--	--	--	--	--	--	--	--	--	--
--	--	--	--	--	--	--	--	--	--	--	--	--
--	--	--	--	--	--	--	--	--	--	--	--	--
--	--	--	--	--	--	--	--	--	--	--	--	--

* **Turbidity** < 50 NTU and ±10% or within 1 NTU of a previous reading when <10 NTU

Constituents Sampled	Container	Number	Preservative
1,1-DCE, cis-1,2-DCE, trans-1,2-DCE, PCE, TCE, VC	40 mL Glass	3	HCL
1,4-dioxane	40 mL Glass	3	HCL

Comments

None

Well Casing Volumes

Gallons/Foot — *1" = 0.04* | *1.25" = 0.06* | *1.5" = 0.09* | *2" = 0.16* | *2.5" = 0.26* | *3" = 0.37* | *3.5" = 0.50* | *4" = 0.65* | *6" = 1.47*

Well Information

Well Location:	Onsite; W of property	Well Locked at Arrival:	n/a
Condition of Well:	Good	Well Locked at Departure:	n/a
Well Completion:	Flush mount	Lock Functioning:	n/a

ARCADIS

SHALLOW LOW-FLOW GROUNDWATER SAMPLING FORM

Project No.	30080642.401.01	Well ID	MW-04			Date	5-10-21
Project Name/Location	Ford LTP			Weather	48.9 degrees F and Mostly Clear. The wind is blowing W/NW at 8.1 mph.		
Measuring Pt. Description	Top of Casing	Screen Setting (ft-bmp)	15.5-20.5	Casing Diameter (in.)	2	Well Material	PVC
Static Water Level (ft-bmp)	8.06	Total Depth (ft-bmp)	20.10	Water Column (ft.)	12.04	Gallons in Well	1.96
		Pump Intake (ft-bmp)	18.00	Purge Method	Low-Flow	Sample Method	Grab
		Well Volumes Purged	0.46				
Sample Time: Label	12:00	Volume Purged	0.91 gallons	Replicate/Code No.	DUP-06	Sampled by	Emma Witherspoon
Purge Start	11:19						
Purge End	12:11						

Time	Minutes Elapsed between Readings	Flow Rate (mL/min) [100-300 mL/min]	Depth to Water (ft) [± 0.3]	Total Gallons Purged	pH [± 0.1]	Cond. (mS/cm) [± 3%]	Turbidity (NTU) [± 10%*]	DO (mg/L) [± 10%]	Temp. (°C) [± 3%]	Redox (mV) [± 10mV]	Appearance	
											Color	Odor
11:20	0	100	8.17	0.00	7.16	11.38	1.20	4.99	22.4	-110.4	Clear	No Odor
11:25	5	100	8.10	0.13	7.12	11.41	3.65	4.78	22.4	-104.4	Clear	No Odor
11:30	5	100	8.10	0.26	7.12	11.40	8.12	4.60	22.4	-101.4	Clear, Small Orange Particulates	No Odor
11:35	5	100	8.10	0.39	7.12	11.38	5.87	4.31	22.4	-99.8	Clear, Turbid	No Odor
11:40	5	100	8.10	0.52	7.12	11.39	3.52	4.14	22.4	-99.2	Clear, Turbid	No Odor
11:45	5	100	8.10	0.65	7.12	11.39	4.15	3.86	22.4	-99.2	Clear, Turbid	No Odor
11:50	5	100	8.10	0.78	7.12	11.40	3.69	3.70	22.4	-99.3	Clear, Turbid	No Odor
11:55	5	100	8.10	0.91	7.12	11.40	2.83	3.50	22.4	-99.8	Clear	No Odor
--	--	--	--	--	--	--	--	--	--	--	--	--
--	--	--	--	--	--	--	--	--	--	--	--	--
--	--	--	--	--	--	--	--	--	--	--	--	--
--	--	--	--	--	--	--	--	--	--	--	--	--
--	--	--	--	--	--	--	--	--	--	--	--	--
--	--	--	--	--	--	--	--	--	--	--	--	--
--	--	--	--	--	--	--	--	--	--	--	--	--
--	--	--	--	--	--	--	--	--	--	--	--	--
--	--	--	--	--	--	--	--	--	--	--	--	--
--	--	--	--	--	--	--	--	--	--	--	--	--
--	--	--	--	--	--	--	--	--	--	--	--	--

* **Turbidity** < 50 NTU and ±10% or within 1 NTU of a previous reading when <10 NTU

Constituents Sampled	Container	Number	Preservative
1,1-DCE, cis-1,2-DCE, trans-1,2-DCE, PCE, TCE, VC	40 mL Glass	6	HCL
1,4-dioxane	40 mL Glass	6	HCL

Comments

None

Well Casing Volumes

Gallons/Foot — *1" = 0.04* | *1.25" = 0.06* | *1.5" = 0.09* | *2" = 0.16* | *2.5" = 0.26* | *3" = 0.37* | *3.5" = 0.50* | *4" = 0.65* | *6" = 1.47*

Well Information

Well Location:	Onsite; W of property	Well Locked at Arrival:	n/a
Condition of Well:	Good	Well Locked at Departure:	n/a
Well Completion:	Flush mount	Lock Functioning:	n/a

ARCADIS

SHALLOW LOW-FLOW GROUNDWATER SAMPLING FORM

Project No.	30080642.401.01	Well ID	MW-05			Date	5-11-21
Project Name/Location		Ford LTP		Weather	43.0 degrees F and Mostly Clear. The wind is blowing W/NW at 11.4 mph.		
Measuring Pt. Description	Top of Casing	Screen Setting (ft-bmp)	15.5-20.5	Casing Diameter (in.)	2	Well Material	PVC
Static Water Level (ft-bmp)	7.52	Total Depth (ft-bmp)	19.65	Water Column (ft.)	12.13	Gallons in Well	1.97
		Pump Intake (ft-bmp)	18.00	Purge Method	Low-Flow	Sample Method	Grab
		Well Volumes Purged	0.59				
Sample Time: Label	10:15	Volume Purged	1.17 gallons	Replicate/Code No.	--	Sampled by	Emma Witherspoon
Purge Start	9:25						
Purge End	10:19						

Time	Minutes Elapsed between Readings	Flow Rate (mL/min) [100-300 mL/min]	Depth to Water (ft) [± 0.3]	Total Gallons Purged	pH [± 0.1]	Cond. (mS/cm) [± 3%]	Turbidity (NTU) [± 10%*]	DO (mg/L) [± 10%]	Temp. (°C) [± 3%]	Redox (mV) [± 10mV]	Appearance	
											Color	Odor
9:30	0	100	7.88	0.00	7.51	12.73	0.02	0.49	21.5	-114.1	Clear, Small Black Particulates	Slight Odor
9:35	5	100	7.85	0.13	7.45	12.67	0.02	0.20	21.5	-127.7	Clear, Small Black Particulates	Slight Odor
9:40	5	100	7.85	0.26	7.43	12.64	1.29	0.15	21.5	-131.2	Clear, Small Black Particulates	Slight Odor
9:45	5	100	7.85	0.39	7.43	12.61	0.17	0.12	21.5	-134.4	Clear, Small Black Particulates	Slight Odor
9:50	5	100	7.85	0.52	7.43	12.61	1.06	0.24	21.5	-135.7	Clear, Small Black Particulates	Slight Odor
9:55	5	100	7.85	0.65	7.42	12.64	0.85	0.27	21.6	-136.4	Clear, Small Black Particulates	Slight Odor
10:00	5	100	7.85	0.78	7.42	12.61	0.93	0.28	21.5	-136.5	Clear, Small Black Particulates	Slight Odor
10:05	5	100	7.85	0.91	7.43	12.58	1.92	0.23	21.5	-138.3	Clear, Small Black Particulates	Slight Odor
10:10	5	100	7.85	1.04	7.42	12.58	0.76	0.22	21.5	-139.9	Clear, Small Black Particulates	Slight Odor
10:15	5	100	7.85	1.17	7.42	12.58	0.28	0.23	21.5	-140.9	Clear, Small Black Particulates	Slight Odor
--	--	--	--	--	--	--	--	--	--	--	--	--
--	--	--	--	--	--	--	--	--	--	--	--	--
--	--	--	--	--	--	--	--	--	--	--	--	--
--	--	--	--	--	--	--	--	--	--	--	--	--
--	--	--	--	--	--	--	--	--	--	--	--	--
--	--	--	--	--	--	--	--	--	--	--	--	--
--	--	--	--	--	--	--	--	--	--	--	--	--
--	--	--	--	--	--	--	--	--	--	--	--	--
--	--	--	--	--	--	--	--	--	--	--	--	--
--	--	--	--	--	--	--	--	--	--	--	--	--

* **Turbidity** < 50 NTU and ±10% or within 1 NTU of a previous reading when <10 NTU

Constituents Sampled	Container	Number	Preservative
1,1-DCE, cis-1,2-DCE, trans-1,2-DCE, PCE, TCE, VC	40 mL Glass	3	HCL
1,4-dioxane	40 mL Glass	3	HCL

Comments

None

Well Casing Volumes

Gallons/Foot — *1" = 0.04* | *1.25" = 0.06* | *1.5" = 0.09* | *2" = 0.16* | *2.5" = 0.26* | *3" = 0.37* | *3.5" = 0.50* | *4" = 0.65* | *6" = 1.47*

Well Information

Well Location:	On-site; W of property	Well Locked at Arrival:	n/a
Condition of Well:	Good	Well Locked at Departure:	n/a
Well Completion:	Flush mount	Lock Functioning:	n/a

ARCADIS

SHALLOW LOW-FLOW GROUNDWATER SAMPLING FORM

Project No.	30080642.401.01	Well ID	MW-07			Date	5-5-21
Project Name/Location	Ford LTP			Weather	46.0 degrees F and Cloudy. The wind is blowing N/NW at 8.1 mph.		
Measuring Pt. Description	Top of Casing	Screen Setting (ft-bmp)	18-23	Casing Diameter (in.)	2	Well Material	PVC
Static Water Level (ft-bmp)	5.42	Total Depth (ft-bmp)	22.36	Water Column (ft.)	16.94	Gallons in Well	2.75
		Pump Intake (ft-bmp)	20.50	Purge Method	Low-Flow	Sample Method	Grab
		Well Volumes Purged	0.88				
Sample Time: Label	13:50	Volume Purged	2.41 gallons	Replicate/Code No.	--	Sampled by	Christina Weaver
Purge Start	13:01						
Purge End	13:55						

Time	Minutes Elapsed between Readings	Flow Rate (mL/min) [100-300 mL/min]	Depth to Water (ft) [± 0.3]	Total Gallons Purged	pH [± 0.1]	Cond. (mS/cm) [± 3%]	Turbidity (NTU) [± 10%*]	DO (mg/L) [± 10%]	Temp. (°C) [± 3%]	Redox (mV) [± 10mV]	Appearance	
											Color	Odor
13:02	0	250	5.75	0.00	7.40	9.28	5.87	1.95	12.9	-76.9	Clear	No Odor
13:07	5	200	5.65	0.33	7.38	9.13	6.38	1.41	13.1	-94.4	Clear	No Odor
13:12	5	200	5.65	0.59	7.37	9.07	2.63	1.34	13.1	-90.9	Clear	No Odor
13:17	5	200	5.65	0.85	7.35	9.14	0.84	1.30	13.0	-89.2	Clear	No Odor
13:22	5	200	5.65	1.11	7.34	9.51	1.27	1.20	13.0	-90.6	Clear	No Odor
13:27	5	200	5.65	1.37	7.34	9.83	0.84	1.04	12.9	-91.6	Clear	No Odor
13:32	5	200	5.65	1.63	7.34	10.10	0.75	1.09	12.8	-92.3	Clear	No Odor
13:37	5	200	5.65	1.89	7.35	10.32	0.02	1.07	12.9	-94.0	Clear	No Odor
13:42	5	200	5.65	2.15	7.35	10.44	0.02	1.08	12.9	-94.4	Clear	No Odor
13:47	5	200	5.65	2.41	7.35	10.59	0.02	1.07	12.8	-94.4	Clear	No Odor
--	--	--	--	--	--	--	--	--	--	--	--	--
--	--	--	--	--	--	--	--	--	--	--	--	--
--	--	--	--	--	--	--	--	--	--	--	--	--
--	--	--	--	--	--	--	--	--	--	--	--	--
--	--	--	--	--	--	--	--	--	--	--	--	--
--	--	--	--	--	--	--	--	--	--	--	--	--
--	--	--	--	--	--	--	--	--	--	--	--	--
--	--	--	--	--	--	--	--	--	--	--	--	--
--	--	--	--	--	--	--	--	--	--	--	--	--

* **Turbidity** < 50 NTU and ±10% or within 1 NTU of a previous reading when <10 NTU

Constituents Sampled	Container	Number	Preservative
1,1-DCE, cis-1,2-DCE, trans-1,2-DCE, PCE, TCE, VC	40 mL Glass	3	HCL
1,4-dioxane	40 mL Glass	3	HCL

Comments

Thread tabs blocked

Well Casing Volumes

Gallons/Foot	1" = 0.04	1.25" = 0.06	1.5" = 0.09	2" = 0.16	2.5" = 0.26	3" = 0.37	3.5" = 0.50	4" = 0.65	6" = 1.47

Well Information

Well Location:	Onsite South	Well Locked at Arrival:	n/a
Condition of Well:	Good,Missing bolts	Well Locked at Departure:	n/a
Well Completion:	Flush mount	Lock Functioning:	n/a

ARCADIS

SHALLOW LOW-FLOW GROUNDWATER SAMPLING FORM

Project No.	30080642.401.01	Well ID	MW-09			Date	5-5-21
Project Name/Location		Ford LTP		Weather	46.0 degrees F and Cloudy. The wind is blowing N/NW at 15.0 mph.		
Measuring Pt. Description	Top of Casing	Screen Setting (ft-bmp)	19.5-24.5	Casing Diameter (in.)	2	Well Material	PVC
Static Water Level (ft-bmp)	6.49	Total Depth (ft-bmp)	24.24	Water Column (ft.)	17.75	Gallons in Well	2.88
		Pump Intake (ft-bmp)	22.00	Purge Method	Low-Flow	Sample Method	Grab
		Well Volumes Purged	0.45				
Sample Time: Label	12:40	Volume Purged	1.29 gallons	Replicate/Code No.	--	Sampled by	Christina Weaver
Purge Start	11:56						
Purge End	12:44						

Time	Minutes Elapsed between Readings	Flow Rate (mL/min) [100-300 mL/min]	Depth to Water (ft) [± 0.3]	Total Gallons Purged	pH [± 0.1]	Cond. (mS/cm) [± 3%]	Turbidity (NTU) [± 10%*]	DO (mg/L) [± 10%]	Temp. (°C) [± 3%]	Redox (mV) [± 10mV]	Appearance	
											Color	Odor
11:58	0	130	6.96	0.00	7.65	8.60	19.70	2.80	13.1	-85.0	Clear, Small Black Particulates	No Odor
12:03	5	120	7.35	0.17	7.36	8.77	16.90	0.49	13.2	-91.1	Clear, Small Orange Particulates	No Odor
12:08	5	120	7.49	0.33	7.34	7.83	4.45	0.93	12.9	-72.3	Clear, Small Black Particulates	No Odor
12:13	5	120	7.53	0.49	7.34	7.85	3.89	0.96	13.0	-82.0	Clear, Small Black Particulates	No Odor
12:18	5	120	7.60	0.65	7.35	8.10	1.39	0.90	13.2	-83.4	Clear, Small Black Particulates	No Odor
12:23	5	120	7.62	0.81	7.35	8.39	0.02	0.64	13.1	-88.9	Clear	No Odor
12:28	5	120	7.66	0.97	7.35	8.51	0.02	0.49	13.3	-93.1	Clear	No Odor
12:33	5	120	7.68	1.13	7.36	8.67	0.02	0.43	13.3	-98.2	Clear	No Odor
12:38	5	120	7.72	1.29	7.36	8.75	0.02	0.37	13.4	-102.0	Clear	No Odor
--	--	--	--	--	--	--	--	--	--	--	--	--
--	--	--	--	--	--	--	--	--	--	--	--	--
--	--	--	--	--	--	--	--	--	--	--	--	--
--	--	--	--	--	--	--	--	--	--	--	--	--
--	--	--	--	--	--	--	--	--	--	--	--	--
--	--	--	--	--	--	--	--	--	--	--	--	--
--	--	--	--	--	--	--	--	--	--	--	--	--
--	--	--	--	--	--	--	--	--	--	--	--	--
--	--	--	--	--	--	--	--	--	--	--	--	--
--	--	--	--	--	--	--	--	--	--	--	--	--
--	--	--	--	--	--	--	--	--	--	--	--	--

* **Turbidity** < 50 NTU and ±10% or within 1 NTU of a previous reading when <10 NTU

Constituents Sampled	Container	Number	Preservative
1,1-DCE, cis-1,2-DCE, trans-1,2-DCE, PCE, TCE, VC	40 mL Glass	3	HCL
1,4-dioxane	40 mL Glass	3	HCL

Comments

None

Well Casing Volumes

Gallons/Foot — *1" = 0.04* | *1.25" = 0.06* | *1.5" = 0.09* | *2" = 0.16* | *2.5" = 0.26* | *3" = 0.37* | *3.5" = 0.50* | *4" = 0.65* | *6" = 1.47*

Well Information

Well Location:	Onsite South	Well Locked at Arrival:	n/a
Condition of Well:	Good,Missing bolts	Well Locked at Departure:	n/a
Well Completion:	Flush mount	Lock Functioning:	n/a

ARCADIS

SHALLOW LOW-FLOW GROUNDWATER SAMPLING FORM

Project No.	30080642.401.01	Well ID	MW-10			Date	5-10-21
Project Name/Location	Ford LTP			Weather	45.0 degrees F and Mostly Clear. The wind is blowing N at 5.8 mph.		
Measuring Pt. Description	Top of Casing	Screen Setting (ft-bmp)	16.5-21.5	Casing Diameter (in.)	2	Well Material	PVC
Static Water Level (ft-bmp)	9.11	Total Depth (ft-bmp)	20.75	Water Column (ft.)	11.64	Gallons in Well	1.89
		Pump Intake (ft-bmp)	19.00	Purge Method	Low-Flow	Sample Method	Grab
		Well Volumes Purged	0.83				
Sample Time: Label	10:50	Volume Purged	1.56 gallons	Replicate/Code No.	--	Sampled by	Emma Witherspoon
Purge Start	9:49						
Purge End	10:58						

Time	Minutes Elapsed between Readings	Flow Rate (mL/min) [100-300 mL/min]	Depth to Water (ft) [± 0.3]	Total Gallons Purged	pH [± 0.1]	Cond. (mS/cm) [± 3%]	Turbidity (NTU) [± 10%*]	DO (mg/L) [± 10%]	Temp. (°C) [± 3%]	Redox (mV) [± 10mV]	Appearance	
											Color	Odor
9:50	0	100	9.40	0.00	7.21	7.96	12.60	0.87	21.5	-73.3	Clear, Small Orange Particulates	No Odor
9:55	5	100	9.35	0.13	7.25	8.09	11.20	0.43	21.4	-90.1	Clear, Small Orange Particulates	No Odor
10:00	5	100	9.37	0.26	7.26	8.13	11.30	0.31	21.6	-101.3	Clear, Small Orange Particulates	No Odor
10:05	5	100	9.37	0.39	7.27	8.18	17.10	0.23	21.6	-104.5	Clear, Small Orange Particulates	No Odor
10:10	5	100	9.37	0.52	7.26	8.20	15.20	0.44	21.6	-112.1	Clear, Small Orange Particulates	No Odor
10:15	5	100	9.37	0.65	7.26	8.23	11.00	0.27	21.7	-106.4	Clear, Turbid	No Odor
10:20	5	100	9.37	0.78	7.24	8.31	14.80	0.28	21.8	-101.3	Clear, Turbid	No Odor
10:25	5	100	9.37	0.91	7.23	8.34	12.60	0.16	21.8	-86.4	Clear, Turbid	No Odor
10:30	5	100	9.37	1.04	7.23	8.35	12.80	0.17	21.8	-79.3	Clear, Turbid	No Odor
10:35	5	100	9.37	1.17	7.23	8.39	5.59	0.13	21.8	-70.9	Clear, Small Orange Particulates	No Odor
10:40	5	100	9.37	1.30	7.22	8.40	3.98	0.11	21.8	-65.0	Clear, Small Orange Particulates	No Odor
10:45	5	100	9.37	1.43	7.22	8.43	5.94	0.10	21.8	-59.0	Clear, Small Orange Particulates	No Odor
10:50	5	100	9.37	1.56	7.21	8.43	6.69	0.10	21.8	-53.3	Clear, Small Orange Particulates	No Odor
--	--	--	--	--	--	--	--	--	--	--	--	--
--	--	--	--	--	--	--	--	--	--	--	--	--
--	--	--	--	--	--	--	--	--	--	--	--	--
--	--	--	--	--	--	--	--	--	--	--	--	--
--	--	--	--	--	--	--	--	--	--	--	--	--
--	--	--	--	--	--	--	--	--	--	--	--	--
--	--	--	--	--	--	--	--	--	--	--	--	--

* **Turbidity** < 50 NTU and ±10% or within 1 NTU of a previous reading when <10 NTU

Constituents Sampled	Container	Number	Preservative
1,1-DCE, cis-1,2-DCE, trans-1,2-DCE, PCE, TCE, VC	40 mL Glass	3	HCL
1,4-dioxane	40 mL Glass	3	HCL

Comments

One broken thread tab

Well Casing Volumes

Gallons/Foot					
	1" = 0.04	1.5" = 0.09	2.5" = 0.26	3.5" = 0.50	6" = 1.47
	1.25" = 0.06	2" = 0.16	3" = 0.37	4" = 0.65	

Well Information

Well Location:	On-site; W of property	Well Locked at Arrival:	n/a
Condition of Well:	Broken thread tabs,Fair	Well Locked at Departure:	n/a
Well Completion:	Flush mount	Lock Functioning:	n/a

ARCADIS

SHALLOW LOW-FLOW GROUNDWATER SAMPLING FORM

Project No.	30080642.401.01	Well ID	MW-14			Date	5-5-21
Project Name/Location	Ford LTP			Weather	45.0 degrees F and Cloudy. The wind is blowing N/NW at 10.3 mph.		
Measuring Pt. Description	Top of Casing	Screen Setting (ft-bmp)	15-20	Casing Diameter (in.)	2	Well Material	PVC
Static Water Level (ft-bmp)	7.19	Total Depth (ft-bmp)	19.06	Water Column (ft.)	11.87	Gallons in Well	1.93
		Pump Intake (ft-bmp)	17.50	Purge Method	Low-Flow	Sample Method	Grab
		Well Volumes Purged	1.33				
Sample Time: Label	11:35	Volume Purged	2.57 gallons	Replicate/Code No.	--	Sampled by	Christina Weaver
Purge Start	10:29						
Purge End	11:40						

Time	Minutes Elapsed between Readings	Flow Rate (mL/min) [100-300 mL/min]	Depth to Water (ft) [± 0.3]	Total Gallons Purged	pH [± 0.1]	Cond. (mS/cm) [± 3%]	Turbidity (NTU) [± 10%*]	DO (mg/L) [± 10%]	Temp. (°C) [± 3%]	Redox (mV) [± 10mV]	Appearance	
											Color	Odor
10:31	0	280	7.50	0.00	7.07	0.32	60.60	2.81	12.3	300.5	Clear, Small Black Particulates	No Odor
10:36	5	150	7.49	0.37	7.37	0.22	63.20	2.56	12.1	287.8	Clear, Small Black Particulates	No Odor
10:41	5	150	7.50	0.57	7.53	0.28	36.80	2.13	12.1	279.0	Clear, Small Black Particulates	No Odor
10:46	5	150	7.50	0.77	7.67	0.41	20.30	1.53	12.1	270.8	Clear, Small Black Particulates	No Odor
10:51	5	150	7.50	0.97	7.72	0.56	12.90	1.16	12.1	265.7	Clear, Small Black Particulates	No Odor
10:56	5	150	7.49	1.17	7.71	0.83	9.29	0.90	12.0	261.9	Clear	No Odor
11:01	5	150	7.50	1.37	7.67	1.18	4.51	0.73	12.0	257.2	Clear	No Odor
11:06	5	150	7.50	1.57	7.63	1.57	3.93	0.49	12.0	251.5	Clear	No Odor
11:11	5	150	7.50	1.77	7.60	1.88	1.43	0.41	12.2	246.1	Clear	No Odor
11:16	5	150	7.50	1.97	7.57	2.20	3.87	0.32	12.0	240.1	Clear	No Odor
11:21	5	150	7.50	2.17	7.55	2.46	2.24	0.29	12.1	234.4	Clear, Small Black Particulates	No Odor
11:26	5	150	7.50	2.37	7.52	2.75	0.70	0.28	12.0	228.0	Clear, Small Black Particulates	No Odor
11:31	5	150	7.50	2.57	7.51	2.92	0.45	0.25	12.2	223.6	Clear	No Odor
--	--	--	--	--	--	--	--	--	--	--	--	--
--	--	--	--	--	--	--	--	--	--	--	--	--
--	--	--	--	--	--	--	--	--	--	--	--	--
--	--	--	--	--	--	--	--	--	--	--	--	--
--	--	--	--	--	--	--	--	--	--	--	--	--
--	--	--	--	--	--	--	--	--	--	--	--	--
--	--	--	--	--	--	--	--	--	--	--	--	--

* **Turbidity** < 50 NTU and ±10% or within 1 NTU of a previous reading when <10 NTU

Constituents Sampled	Container	Number	Preservative
1,1-DCE, cis-1,2-DCE, trans-1,2-DCE, PCE, TCE, VC	40 mL Glass	3	HCL
1,4-dioxane	40 mL Glass	3	HCL

Comments

Tabs blocked.

Well Casing Volumes

Gallons/Foot — *1" = 0.04* | *1.25" = 0.06* | *1.5" = 0.09* | *2" = 0.16* | *2.5" = 0.26* | *3" = 0.37* | *3.5" = 0.50* | *4" = 0.65* | *6" = 1.47*

Well Information

Well Location:	Onsite South	Well Locked at Arrival:	n/a
Condition of Well:	Good,Missing bolts	Well Locked at Departure:	n/a
Well Completion:	Flush mount	Lock Functioning:	n/a

ARCADIS

SHALLOW LOW-FLOW GROUNDWATER SAMPLING FORM

Project No.	30080642.401.01	Well ID	MW-15-59D			Date	5-17-21
Project Name/Location		Ford LTP		Weather	66.0 degrees F and Cloudy. The wind is blowing S at 3.4 mph.		
Measuring Pt. Description	Top of Casing	Screen Setting (ft-bmp)	94-99	Casing Diameter (in.)	2	Well Material	PVC
Static Water Level (ft-bmp)	21.40	Total Depth (ft-bmp)	99.00	Water Column (ft.)	77.60	Gallons in Well	12.61
		Pump Intake (ft-bmp)	96.50	Purge Method	Low-Flow	Sample Method	Grab
		Well Volumes Purged	0.25				
Sample Time: Label	12:00	Volume Purged	3.12 gallons	Replicate/Code No.	--	Sampled by	Emma Witherspoon
Purge Start	10:50						
Purge End	12:11						

Time	Minutes Elapsed between Readings	Flow Rate (mL/min) [100-300 mL/min]	Depth to Water (ft) [± 0.3]	Total Gallons Purged	pH [± 0.1]	Cond. (mS/cm) [± 3%]	Turbidity (NTU) [± 10%*]	DO (mg/L) [± 10%]	Temp. (°C) [± 3%]	Redox (mV) [± 10mV]	Appearance	
											Color	Odor
10:55	0	200	21.50	0.00	8.03	0.42	1.38	1.99	15.2	21.0	Clear, Small Black Particulates	Faint Odor
11:00	5	200	21.48	0.26	7.96	0.43	59.90	0.31	14.9	-129.9	Cloudy, Small Black Particulates	Faint Odor
11:05	5	200	21.49	0.52	7.98	0.43	34.10	0.23	14.8	-154.5	Cloudy, Small Black Particulates	Faint Odor
11:10	5	200	21.49	0.78	8.01	0.42	20.50	0.18	14.8	-163.8	Cloudy, Small Black Particulates	Faint Odor
11:15	5	200	21.49	1.04	8.04	0.42	19.40	0.16	14.8	-173.8	Cloudy, Small Black Particulates	Faint Odor
11:20	5	200	21.49	1.30	8.07	0.42	8.79	0.22	14.7	-179.7	Cloudy, Small Black Particulates	Faint Odor
11:25	5	200	21.49	1.56	8.10	0.41	21.60	0.20	14.7	-185.3	Cloudy, Small Black Particulates	Faint Odor
11:30	5	200	21.49	1.82	8.12	0.41	12.50	0.14	14.8	-188.7	Clear, Small Black Particulates	Faint Odor
11:35	5	200	21.49	2.08	8.14	0.41	13.30	0.12	14.6	-192.0	Clear, Small Black Particulates	Faint Odor
11:40	5	200	21.49	2.34	8.17	0.41	6.93	0.11	14.6	-196.6	Clear, Small Black Particulates	Faint Odor
11:45	5	200	21.49	2.60	8.18	0.41	3.52	0.18	14.9	-198.7	Clear	Faint Odor
11:50	5	200	21.49	2.86	8.19	0.41	3.50	0.13	14.5	-199.6	Clear, Small Black Particulates	Faint Odor
11:55	5	200	21.49	3.12	8.21	0.41	9.39	0.11	14.6	-201.7	Clear, Small Black Particulates	Faint Odor
--	--	--	--	--	--	--	--	--	--	--	--	--
--	--	--	--	--	--	--	--	--	--	--	--	--
--	--	--	--	--	--	--	--	--	--	--	--	--
--	--	--	--	--	--	--	--	--	--	--	--	--
--	--	--	--	--	--	--	--	--	--	--	--	--
--	--	--	--	--	--	--	--	--	--	--	--	--
--	--	--	--	--	--	--	--	--	--	--	--	--

* **Turbidity** < 50 NTU and ±10% or within 1 NTU of a previous reading when <10 NTU

Constituents Sampled	Container	Number	Preservative
1,1-DCE, cis-1,2-DCE, trans-1,2-DCE, PCE, TCE, VC	40 mL Glass	3	HCL
1,4-dioxane	40 mL Glass	3	HCL

Comments

Thread tabs broken off

Well Casing Volumes

Gallons/Foot — *1" = 0.04* | *1.25" = 0.06* | *1.5" = 0.09* | *2" = 0.16* | *2.5" = 0.26* | *3" = 0.37* | *3.5" = 0.50* | *4" = 0.65* | *6" = 1.47*

Well Information

Well Location:	On-site; N of property	Well Locked at Arrival:	n/a
Condition of Well:	Broken thread tabs,Fair	Well Locked at Departure:	n/a
Well Completion:	Flush mount	Lock Functioning:	n/a

ARCADIS

SHALLOW LOW-FLOW GROUNDWATER SAMPLING FORM

Project No.	30080642.401.01	Well ID	MW-15-60D			Date	5-17-21
Project Name/Location		Ford LTP		Weather	62.1 degrees F and Cloudy. The wind is blowing S at 4.7 mph.		
Measuring Pt. Description	Top of Casing	Screen Setting (ft-bmp)	93-98	Casing Diameter (in.)	2	Well Material	PVC
Static Water Level (ft-bmp)	20.05	Total Depth (ft-bmp)	97.80	Water Column (ft.)	77.75	Gallons in Well	12.63
		Pump Intake (ft-bmp)	95.50	Purge Method	Low-Flow	Sample Method	Grab
		Well Volumes Purged	0.42				
Sample Time: Label	9:50	Volume Purged	5.3 gallons	Replicate/Code No.	--	Sampled by	Emma Witherspoon
Purge Start	8:58						
Purge End	10:05						

Time	Minutes Elapsed between Readings	Flow Rate (mL/min) [100-300 mL/min]	Depth to Water (ft) [± 0.3]	Total Gallons Purged	pH [± 0.1]	Cond. (mS/cm) [± 3%]	Turbidity (NTU) [± 10%*]	DO (mg/L) [± 10%]	Temp. (°C) [± 3%]	Redox (mV) [± 10mV]	Appearance	
											Color	Odor
9:00	0	400	20.55	0.00	7.62	0.52	1.98	2.91	15.7	126.2	Clear	No Odor
9:05	5	400	20.36	0.53	7.64	0.52	3.63	0.87	15.3	27.7	Clear	No Odor
9:10	5	400	20.37	1.06	7.73	0.52	1.66	0.46	15.2	-75.9	Clear	No Odor
9:15	5	400	20.39	1.59	7.88	0.50	1.78	0.33	15.1	-129.4	Clear	No Odor
9:20	5	400	20.40	2.12	7.98	0.48	1.42	0.23	15.1	-154.7	Clear	No Odor
9:25	5	400	20.40	2.65	8.03	0.48	1.06	0.12	15.2	-166.5	Clear	No Odor
9:30	5	400	20.38	3.18	8.07	0.47	1.29	0.12	15.2	-175.6	Clear	No Odor
9:35	5	400	20.38	3.71	8.09	0.47	1.03	0.12	15.1	-181.0	Clear	No Odor
9:40	5	400	20.38	4.24	8.11	0.47	1.05	0.10	15.2	-187.5	Clear	No Odor
9:45	5	400	20.38	4.77	8.13	0.47	0.73	0.14	15.2	-192.0	Clear	No Odor
9:50	5	400	20.38	5.30	8.14	0.47	0.17	0.10	15.2	-195.5	Clear	No Odor
--	--	--	--	--	--	--	--	--	--	--	--	--
--	--	--	--	--	--	--	--	--	--	--	--	--
--	--	--	--	--	--	--	--	--	--	--	--	--
--	--	--	--	--	--	--	--	--	--	--	--	--
--	--	--	--	--	--	--	--	--	--	--	--	--
--	--	--	--	--	--	--	--	--	--	--	--	--
--	--	--	--	--	--	--	--	--	--	--	--	--
--	--	--	--	--	--	--	--	--	--	--	--	--
--	--	--	--	--	--	--	--	--	--	--	--	--

* **Turbidity** < 50 NTU and ±10% or within 1 NTU of a previous reading when <10 NTU

Constituents Sampled	Container	Number	Preservative
1,1-DCE, cis-1,2-DCE, trans-1,2-DCE, PCE, TCE, VC	40 mL Glass	3	HCL
1,4-dioxane	40 mL Glass	3	HCL

Comments

None

Well Casing Volumes

Gallons/Foot — *1" = 0.04* | *1.25" = 0.06* | *1.5" = 0.09* | *2" = 0.16* | *2.5" = 0.26* | *3" = 0.37* | *3.5" = 0.50* | *4" = 0.65* | *6" = 1.47*

Well Information

Well Location:	On-site; W of property	Well Locked at Arrival:	n/a
Condition of Well:	Good	Well Locked at Departure:	n/a
Well Completion:	Flush mount	Lock Functioning:	n/a

ARCADIS

SHALLOW LOW-FLOW GROUNDWATER SAMPLING FORM

Project No.	30080642.401.01	Well ID	MW-15-61D			Date	5-15-21
Project Name/Location		Ford LTP		Weather	59.0 degrees F and Mostly Cloudy. The wind is blowing SW at 8.0 mph.		
Measuring Pt. Description	Top of Casing	Screen Setting (ft-bmp)	88-93	Casing Diameter (in.)	2	Well Material	PVC
Static Water Level (ft-bmp)	24.97	Total Depth (ft-bmp)	93.72	Water Column (ft.)	68.75	Gallons in Well	11.17
		Pump Intake (ft-bmp)	90.50	Purge Method	Low-Flow	Sample Method	Grab
		Well Volumes Purged	0.20				
Sample Time: Label	11:00	Volume Purged	2.23 gallons	Replicate/Code No.	--	Sampled by	Emma Witherspoon
Purge Start	10:19						
Purge End	11:06						

Time	Minutes Elapsed between Readings	Flow Rate (mL/min) [100-300 mL/min]	Depth to Water (ft) [± 0.3]	Total Gallons Purged	pH [± 0.1]	Cond. (mS/cm) [± 3%]	Turbidity (NTU) [± 10%*]	DO (mg/L) [± 10%]	Temp. (°C) [± 3%]	Redox (mV) [± 10mV]	Appearance	
											Color	Odor
10:25	0	250	24.00	0.00	7.41	1.11	5.62	0.92	14.9	-105.9	Clear	Slight Odor
10:30	5	250	25.57	0.33	7.41	1.36	7.31	0.49	15.3	-150.0	Clear	Slight Odor
10:35	5	250	27.27	0.79	7.46	1.31	8.39	0.38	15.1	-155.5	Clear	Slight Odor
10:40	5	250	28.31	1.12	7.46	1.23	7.07	0.45	14.6	-152.2	Clear	Slight Odor
10:45	5	200	29.20	1.45	7.43	1.17	4.03	0.43	15.3	-149.7	Clear	Slight Odor
10:50	5	200	30.89	1.71	7.42	1.12	1.72	0.39	15.1	-147.7	Clear	Slight Odor
10:55	5	200	32.64	1.97	7.41	1.09	3.39	0.33	14.9	-147.4	Clear	Slight Odor
11:00	5	200	33.60	2.23	7.41	1.09	0.62	0.33	14.7	-146.5	Clear	Slight Odor
--	--	--	--	--	--	--	--	--	--	--	--	--
--	--	--	--	--	--	--	--	--	--	--	--	--
--	--	--	--	--	--	--	--	--	--	--	--	--
--	--	--	--	--	--	--	--	--	--	--	--	--
--	--	--	--	--	--	--	--	--	--	--	--	--
--	--	--	--	--	--	--	--	--	--	--	--	--
--	--	--	--	--	--	--	--	--	--	--	--	--
--	--	--	--	--	--	--	--	--	--	--	--	--
--	--	--	--	--	--	--	--	--	--	--	--	--
--	--	--	--	--	--	--	--	--	--	--	--	--
--	--	--	--	--	--	--	--	--	--	--	--	--

* **Turbidity** < 50 NTU and ±10% or within 1 NTU of a previous reading when <10 NTU

Constituents Sampled	Container	Number	Preservative
1,1-DCE, cis-1,2-DCE, trans-1,2-DCE, PCE, TCE, VC	40 mL Glass	3	HCL
1,4-dioxane	40 mL Glass	3	HCL

Comments

None

Well Casing Volumes

Gallons/Foot — *1" = 0.04* | *1.25" = 0.06* | *1.5" = 0.09* | *2" = 0.16* | *2.5" = 0.26* | *3" = 0.37* | *3.5" = 0.50* | *4" = 0.65* | *6" = 1.47*

Well Information

Well Location:	Onsite East	Well Locked at Arrival:	n/a
Condition of Well:	Good	Well Locked at Departure:	n/a
Well Completion:	Flush mount	Lock Functioning:	n/a

ARCADIS

SHALLOW LOW-FLOW GROUNDWATER SAMPLING FORM

Project No.	30080642.401.01	Well ID	MW-18			Date	5-10-21
Project Name/Location		Ford LTP		Weather	52.0 degrees F and Cloudy. The wind is blowing W/NW at 12.8 mph.		
Measuring Pt. Description	Top of Casing	Screen Setting (ft-bmp)	13-18	Casing Diameter (in.)	2	Well Material	PVC
Static Water Level (ft-bmp)	7.39	Total Depth (ft-bmp)	17.85	Water Column (ft.)	10.46	Gallons in Well	1.70
		Pump Intake (ft-bmp)	15.50	Purge Method	Low-Flow	Sample Method	Grab
		Well Volumes Purged	1.41				
Sample Time: Label	18:20	Volume Purged	2.4 gallons	Replicate/Code No.	--	Sampled by	Emma Witherspoon
Purge Start	17:15						
Purge End	18:27						

Time	Minutes Elapsed between Readings	Flow Rate (mL/min) [100-300 mL/min]	Depth to Water (ft) [± 0.3]	Total Gallons Purged	pH [± 0.1]	Cond. (mS/cm) [± 3%]	Turbidity (NTU) [± 10%*]	DO (mg/L) [± 10%]	Temp. (°C) [± 3%]	Redox (mV) [± 10mV]	Appearance	
											Color	Odor
17:20	0	150	7.52	0.00	7.42	0.32	26.20	0.56	13.0	-75.2	Clear, Small Brown Particulates	Slight Odor
17:25	5	150	7.51	0.20	7.14	0.56	21.70	1.11	12.9	-67.2	Clear, Small Brown Particulates	Slight Odor
17:30	5	150	7.51	0.40	7.14	0.73	16.30	1.22	12.9	-71.0	Clear, Small Brown Particulates	Slight Odor
17:35	5	150	7.51	0.60	7.14	0.90	12.30	0.95	12.9	-75.9	Clear, Small Brown Particulates	Slight Odor
17:40	5	150	7.51	0.80	7.13	1.06	36.50	0.58	12.9	-78.3	Clear, Small Brown Particulates	Slight Odor
17:45	5	150	7.51	1.00	7.12	1.17	10.90	0.28	12.9	-80.3	Clear, Small Brown Particulates	Slight Odor
17:50	5	150	7.51	1.20	7.11	1.28	8.24	0.18	12.9	-81.5	Clear, Small Brown Particulates	No Odor
17:55	5	150	7.51	1.40	7.10	1.36	8.22	0.12	12.9	-82.5	Clear, Small Brown Particulates	Slight Odor
18:00	5	150	7.51	1.60	7.09	1.44	7.32	0.18	13.0	-82.9	Clear, Small Brown Particulates	Slight Odor
18:05	5	150	7.51	1.80	7.09	1.50	6.71	0.19	13.0	-83.0	Clear, Small Brown Particulates	Slight Odor
18:10	5	150	7.51	2.00	7.08	1.56	6.01	0.12	12.9	-83.0	Clear, Small Brown Particulates	Slight Odor
18:15	5	150	7.51	2.20	7.07	1.61	3.83	0.17	12.9	-83.1	Clear, Small Brown Particulates	Slight Odor
18:20	5	150	7.51	2.40	7.07	1.62	4.66	0.18	12.9	-83.2	Clear, Small Brown Particulates	Slight Odor
--	--	--	--	--	--	--	--	--	--	--	--	--
--	--	--	--	--	--	--	--	--	--	--	--	--
--	--	--	--	--	--	--	--	--	--	--	--	--
--	--	--	--	--	--	--	--	--	--	--	--	--
--	--	--	--	--	--	--	--	--	--	--	--	--
--	--	--	--	--	--	--	--	--	--	--	--	--
--	--	--	--	--	--	--	--	--	--	--	--	--

* **Turbidity** < 50 NTU and ±10% or within 1 NTU of a previous reading when <10 NTU

Constituents Sampled	Container	Number	Preservative
1,1-DCE, cis-1,2-DCE, trans-1,2-DCE, PCE, TCE, VC	40 mL Glass	3	HCL
1,4-dioxane	40 mL Glass	3	HCL

Comments

Broken bolts in thread tabs

Well Casing Volumes

Gallons/Foot	1" = 0.04	1.25" = 0.06	1.5" = 0.09	2" = 0.16	2.5" = 0.26	3" = 0.37	3.5" = 0.50	4" = 0.65	6" = 1.47

Well Information

Well Location:	On-site; S of property	Well Locked at Arrival:	n/a
Condition of Well:	Broken thread tabs,Fair	Well Locked at Departure:	n/a
Well Completion:	Flush mount	Lock Functioning:	n/a

ARCADIS

SHALLOW LOW-FLOW GROUNDWATER SAMPLING FORM

Project No.	30080642.401.01	Well ID	MW-19			Date	5-20-21
Project Name/Location	Ford LTP			Weather	79.0 degrees F and Mostly Cloudy. The wind is blowing SE at 5.8 mph.		
Measuring Pt. Description	Top of Casing	Screen Setting (ft-bmp)	15-20	Casing Diameter (in.)	2	Well Material	PVC
Static Water Level (ft-bmp)	6.28	Total Depth (ft-bmp)	19.96	Water Column (ft.)	13.68	Gallons in Well	2.22
		Pump Intake (ft-bmp)	17.50	Purge Method	Low-Flow	Sample Method	Grab
		Well Volumes Purged	0.90				
Sample Time: Label	12:30	Volume Purged	2 gallons	Replicate/Code No.	--	Sampled by	Emma Witherspoon
Purge Start	11:36						
Purge End	12:36						

Time	Minutes Elapsed between Readings	Flow Rate (mL/min) [100-300 mL/min]	Depth to Water (ft) [± 0.3]	Total Gallons Purged	pH [± 0.1]	Cond. (mS/cm) [± 3%]	Turbidity (NTU) [± 10%*]	DO (mg/L) [± 10%]	Temp. (°C) [± 3%]	Redox (mV) [± 10mV]	Appearance	
											Color	Odor
11:40	0	150	6.58	0.00	6.92	13.72	7.87	0.49	15.8	-122.4	Clear, Small Orange Particulates	Faint Odor
11:45	5	150	6.47	0.20	6.93	13.07	14.60	0.30	15.7	-117.2	Clear, Small Black Particulates	Slight Odor
11:50	5	150	6.48	0.40	6.93	12.81	9.64	0.12	15.4	-115.1	Clear, Small Black Particulates	Slight Odor
11:55	5	150	6.48	0.60	6.93	12.72	7.41	0.13	15.6	-115.4	Clear, Small Black Particulates	Slight Odor
12:00	5	150	6.48	0.80	6.92	12.69	7.74	0.11	15.7	-115.4	Clear, Small Black Particulates	Faint Odor
12:05	5	150	6.48	1.00	6.93	12.75	6.87	0.41	15.9	-115.2	Clear, Small Black Particulates	Faint Odor
12:10	5	150	6.48	1.20	6.93	12.72	7.48	0.15	15.9	-114.8	Clear, Small Black Particulates	Faint Odor
12:15	5	150	6.48	1.40	6.93	12.72	5.75	0.15	15.8	-114.3	Clear, Small Orange Particulates	Faint Odor
12:20	5	150	6.48	1.60	6.93	12.72	4.96	0.10	16.2	-112.4	Clear, Small Orange Particulates	Faint Odor
12:25	5	150	6.48	1.80	6.92	12.73	4.24	0.08	15.9	-113.1	Clear, Small Orange Particulates	Faint Odor
12:30	5	150	6.48	2.00	6.93	12.64	3.92	0.08	16.0	-113.3	Clear, Small Black Particulates	Faint Odor
--	--	--	--	--	--	--	--	--	--	--	--	--
--	--	--	--	--	--	--	--	--	--	--	--	--
--	--	--	--	--	--	--	--	--	--	--	--	--
--	--	--	--	--	--	--	--	--	--	--	--	--
--	--	--	--	--	--	--	--	--	--	--	--	--
--	--	--	--	--	--	--	--	--	--	--	--	--
--	--	--	--	--	--	--	--	--	--	--	--	--
--	--	--	--	--	--	--	--	--	--	--	--	--
--	--	--	--	--	--	--	--	--	--	--	--	--

* **Turbidity** < 50 NTU and ±10% or within 1 NTU of a previous reading when <10 NTU

Constituents Sampled	Container	Number	Preservative
1,1-DCE, cis-1,2-DCE, trans-1,2-DCE, PCE, TCE, VC	40 mL Glass	3	HCL
1,4-dioxane	40 mL Glass	3	HCL

Comments

None

Well Casing Volumes

Gallons/Foot — *1" = 0.04* | *1.25" = 0.06* | *1.5" = 0.09* | *2" = 0.16* | *2.5" = 0.26* | *3" = 0.37* | *3.5" = 0.50* | *4" = 0.65* | *6" = 1.47*

Well Information

Well Location:	On-site; E of property	Well Locked at Arrival:	n/a
Condition of Well:	Good	Well Locked at Departure:	n/a
Well Completion:	Flush mount	Lock Functioning:	n/a

ARCADIS

SHALLOW LOW-FLOW GROUNDWATER SAMPLING FORM

Project No.	30080642.401.01	Well ID	MW-20			Date	5-10-21
Project Name/Location		Ford LTP		Weather	54.0 degrees F and Mostly Cloudy. The wind is blowing W at 16.1 mph.		
Measuring Pt. Description	Top of Casing	Screen Setting (ft-bmp)	13.5-18.5	Casing Diameter (in.)	2	Well Material	PVC
Static Water Level (ft-bmp)	7.10	Total Depth (ft-bmp)	15.00	Water Column (ft.)	7.90	Gallons in Well	1.28
		Pump Intake (ft-bmp)	14.50	Purge Method	Low-Flow	Sample Method	Grab
		Well Volumes Purged	1.88				
Sample Time: Label	16:45	Volume Purged	2.4 gallons	Replicate/Code No.	--	Sampled by	Emma Witherspoon
Purge Start	15:41						
Purge End	16:53						

Time	Minutes Elapsed between Readings	Flow Rate (mL/min) [100-300 mL/min]	Depth to Water (ft) [± 0.3]	Total Gallons Purged	pH [± 0.1]	Cond. (mS/cm) [± 3%]	Turbidity (NTU) [± 10%*]	DO (mg/L) [± 10%]	Temp. (°C) [± 3%]	Redox (mV) [± 10mV]	Appearance	
											Color	Odor
15:45	0	150	7.40	0.00	6.99	4.13	110.00	0.83	13.5	93.7	Small Orange Particulates, Yellow	No Odor
15:50	5	150	7.42	0.20	7.02	4.28	53.80	0.28	13.4	-21.8	Small Orange Particulates, Yellow	No Odor
15:55	5	150	7.41	0.40	7.04	4.36	46.00	0.18	13.4	-52.4	Small Orange Particulates, Yellow	Slight Odor
16:00	5	150	7.41	0.60	7.05	4.44	28.00	0.12	13.4	-66.5	Clear, Small Orange Particulates	Slight Odor
16:05	5	150	7.42	0.80	7.06	4.55	14.70	0.09	13.3	-74.3	Clear, Small Orange Particulates	Slight Odor
16:10	5	150	7.42	1.00	7.07	4.59	9.13	0.08	13.3	-77.9	Clear, Small Orange Particulates	Slight Odor
16:15	5	150	7.42	1.20	7.09	4.67	8.75	0.06	13.3	-81.3	Clear, Small Orange Particulates	Slight Odor
16:20	5	150	7.42	1.40	7.10	4.71	7.05	0.06	13.3	-84.0	Clear, Small Orange Particulates	Slight Odor
16:25	5	150	7.42	1.60	7.11	4.75	5.50	0.05	13.4	-85.5	Clear, Small Orange Particulates	Slight Odor
16:30	5	150	7.42	1.80	7.12	4.75	5.80	0.05	13.4	-86.7	Clear, Small Orange Particulates	Slight Odor
16:35	5	150	7.42	2.00	7.13	4.76	7.20	0.03	13.4	-88.0	Clear, Small Orange Particulates	Slight Odor
16:40	5	150	7.42	2.20	7.13	4.78	3.97	0.08	13.6	-90.9	Clear, Small Orange Particulates	Slight Odor
16:45	5	150	7.42	2.40	7.14	4.81	3.64	0.14	13.4	-93.5	Clear, Small Orange Particulates	Slight Odor
--	--	--	--	--	--	--	--	--	--	--	--	--
--	--	--	--	--	--	--	--	--	--	--	--	--
--	--	--	--	--	--	--	--	--	--	--	--	--
--	--	--	--	--	--	--	--	--	--	--	--	--
--	--	--	--	--	--	--	--	--	--	--	--	--
--	--	--	--	--	--	--	--	--	--	--	--	--
--	--	--	--	--	--	--	--	--	--	--	--	--

* **Turbidity** < 50 NTU and ±10% or within 1 NTU of a previous reading when <10 NTU

Constituents Sampled	Container	Number	Preservative
1,1-DCE, cis-1,2-DCE, trans-1,2-DCE, PCE, TCE, VC	40 mL Glass	3	HCL
1,4-dioxane	40 mL Glass	3	HCL

Comments

None

Well Casing Volumes

Gallons/Foot — *1" = 0.04* | *1.25" = 0.06* | *1.5" = 0.09* | *2" = 0.16* | *2.5" = 0.26* | *3" = 0.37* | *3.5" = 0.50* | *4" = 0.65* | *6" = 1.47*

Well Information

Well Location:	On-site; S of proprty	Well Locked at Arrival:	n/a
Condition of Well:	Good	Well Locked at Departure:	n/a
Well Completion:	Flush mount	Lock Functioning:	n/a

ARCADIS

SHALLOW LOW-FLOW GROUNDWATER SAMPLING FORM

Project No.	30080642.401.01	Well ID	MW-21			Date	5-7-21
Project Name/Location		Ford LTP		Weather	48.0 degrees F and Partly Cloudy. The wind is blowing W at 4.7 mph.		
Measuring Pt. Description	Top of Casing	Screen Setting (ft-bmp)	13.5-18.5	Casing Diameter (in.)	2	Well Material	PVC
Static Water Level (ft-bmp)	7.85	Total Depth (ft-bmp)	17.34	Water Column (ft.)	9.49	Gallons in Well	1.54
		Pump Intake (ft-bmp)	16.00	Purge Method	Low-Flow	Sample Method	Grab
		Well Volumes Purged	0.59				
Sample Time: Label	11:50	Volume Purged	0.91 gallons	Replicate/Code No.	--	Sampled by	Emma Witherspoon
Purge Start	11:06						
Purge End	11:52						

Time	Minutes Elapsed between Readings	Flow Rate (mL/min) [100-300 mL/min]	Depth to Water (ft) [± 0.3]	Total Gallons Purged	pH [± 0.1]	Cond. (mS/cm) [± 3%]	Turbidity (NTU) [± 10%*]	DO (mg/L) [± 10%]	Temp. (°C) [± 3%]	Redox (mV) [± 10mV]	Appearance	
											Color	Odor
11:10	0	100	7.96	0.00	6.94	9.53	15.40	0.87	12.2	-95.7	Clear, Small Black Particulates	No Odor
11:15	5	100	7.96	0.13	6.92	9.81	12.70	0.37	12.1	-91.8	Clear, Small Brown Particulates	No Odor
11:20	5	100	7.98	0.26	6.93	9.83	10.20	0.27	12.1	-90.9	Clear, Small Orange Particulates	No Odor
11:25	5	100	8.01	0.39	6.93	9.87	7.47	0.15	12.1	-90.4	Clear, Small Orange Particulates	No Odor
11:30	5	100	8.02	0.52	6.92	9.93	5.66	0.15	12.1	-89.5	Clear, Small Orange Particulates	No Odor
11:35	5	100	8.02	0.65	6.92	9.98	3.09	0.12	12.1	-89.1	Clear, Small Orange Particulates	No Odor
11:40	5	100	8.02	0.78	6.92	10.04	3.25	0.10	12.1	-88.1	Clear	No Odor
11:45	5	100	8.02	0.91	6.92	10.07	2.21	0.12	12.1	-87.9	Clear	No Odor
--	--	--	--	--	--	--	--	--	--	--	--	--
--	--	--	--	--	--	--	--	--	--	--	--	--
--	--	--	--	--	--	--	--	--	--	--	--	--
--	--	--	--	--	--	--	--	--	--	--	--	--
--	--	--	--	--	--	--	--	--	--	--	--	--
--	--	--	--	--	--	--	--	--	--	--	--	--
--	--	--	--	--	--	--	--	--	--	--	--	--
--	--	--	--	--	--	--	--	--	--	--	--	--
--	--	--	--	--	--	--	--	--	--	--	--	--
--	--	--	--	--	--	--	--	--	--	--	--	--
--	--	--	--	--	--	--	--	--	--	--	--	--

* **Turbidity** < 50 NTU and ±10% or within 1 NTU of a previous reading when <10 NTU

Constituents Sampled	Container	Number	Preservative
1,1-DCE, cis-1,2-DCE, trans-1,2-DCE, PCE, TCE, VC	40 mL Glass	3	HCL
1,4-dioxane	40 mL Glass	3	HCL

Comments

Two missing bolts

Well Casing Volumes

Gallons/Foot — *1" = 0.04* | *1.25" = 0.06* | *1.5" = 0.09* | *2" = 0.16* | *2.5" = 0.26* | *3" = 0.37* | *3.5" = 0.50* | *4" = 0.65* | *6" = 1.47*

Well Information

Well Location:	Onsite; S of Property	Well Locked at Arrival:	n/a
Condition of Well:	Fair,Missing bolts	Well Locked at Departure:	n/a
Well Completion:	Flush mount	Lock Functioning:	n/a

ARCADIS

SHALLOW LOW-FLOW GROUNDWATER SAMPLING FORM

Project No.	30080642.401.01	Well ID	MW-22			Date	5-12-21
Project Name/Location	Ford LTP			Weather	57.0 degrees F and Clear. The wind is blowing N/NE at 9.2 mph.		
Measuring Pt. Description	Top of Casing	Screen Setting (ft-bmp)	16.5-21.5	Casing Diameter (in.)	2	Well Material	PVC
Static Water Level (ft-bmp)	8.07	Total Depth (ft-bmp)	20.46	Water Column (ft.)	12.39	Gallons in Well	2.01
		Pump Intake (ft-bmp)	19.00	Purge Method	Low-Flow	Sample Method	Grab
		Well Volumes Purged	0.90				
Sample Time: Label	12:50	Volume Purged	1.81 gallons	Replicate/Code No.	--	Sampled by	Christina Weaver
Purge Start	12:00						
Purge End	12:55						

Time	Minutes Elapsed between Readings	Flow Rate (mL/min) [100-300 mL/min]	Depth to Water (ft) [± 0.3]	Total Gallons Purged	pH [± 0.1]	Cond. (mS/cm) [± 3%]	Turbidity (NTU) [± 10%*]	DO (mg/L) [± 10%]	Temp. (°C) [± 3%]	Redox (mV) [± 10mV]	Appearance	
											Color	Odor
12:03	0	160	8.31	0.00	6.77	10.17	42.20	1.27	13.5	-77.7	Clear	No Odor
12:08	5	150	8.24	0.21	6.79	10.63	34.70	0.55	13.4	-101.3	Clear, Small Orange Particulates	No Odor
12:13	5	150	8.25	0.41	6.80	10.43	16.40	0.38	13.6	-105.5	Clear, Small Orange Particulates	No Odor
12:18	5	150	8.25	0.61	6.81	10.41	12.30	0.31	13.6	-107.1	Clear, Small Orange Particulates	No Odor
12:23	5	150	8.25	0.81	6.81	10.30	6.68	0.32	13.5	-110.0	Clear	No Odor
12:28	5	150	8.25	1.01	6.81	10.28	6.22	0.28	13.5	-110.7	Clear	No Odor
12:33	5	150	8.25	1.21	6.81	10.24	5.81	0.26	13.5	-112.0	Clear	No Odor
12:38	5	150	8.25	1.41	6.81	10.22	3.12	0.23	13.5	-112.9	Clear	No Odor
12:43	5	150	8.25	1.61	6.81	10.21	3.23	0.36	13.6	-114.1	Clear, Small White Particulates	No Odor
12:48	5	150	8.25	1.81	6.81	10.19	2.45	0.20	13.4	-114.8	Clear	No Odor
--	--	--	--	--	--	--	--	--	--	--	--	--
--	--	--	--	--	--	--	--	--	--	--	--	--
--	--	--	--	--	--	--	--	--	--	--	--	--
--	--	--	--	--	--	--	--	--	--	--	--	--
--	--	--	--	--	--	--	--	--	--	--	--	--
--	--	--	--	--	--	--	--	--	--	--	--	--
--	--	--	--	--	--	--	--	--	--	--	--	--
--	--	--	--	--	--	--	--	--	--	--	--	--
--	--	--	--	--	--	--	--	--	--	--	--	--

* **Turbidity** < 50 NTU and ±10% or within 1 NTU of a previous reading when <10 NTU

Constituents Sampled	Container	Number	Preservative
1,1-DCE, cis-1,2-DCE, trans-1,2-DCE, PCE, TCE, VC	40 mL Glass	3	HCL
1,4-dioxane	40 mL Glass	3	HCL

Comments

None

Well Casing Volumes

Gallons/Foot — *1" = 0.04* | *1.25" = 0.06* | *1.5" = 0.09* | *2" = 0.16* | *2.5" = 0.26* | *3" = 0.37* | *3.5" = 0.50* | *4" = 0.65* | *6" = 1.47*

Well Information

Well Location:	Onsite; center	Well Locked at Arrival:	n/a
Condition of Well:	Good	Well Locked at Departure:	n/a
Well Completion:	Flush mount	Lock Functioning:	n/a

ARCADIS

SHALLOW LOW-FLOW GROUNDWATER SAMPLING FORM

Project No.	30080642.401.01	Well ID	MW-23			Date	5-6-21
Project Name/Location		Ford LTP		Weather	55.0 degrees F and Cloudy. The wind is blowing at 4.7 mph.		
Measuring Pt. Description	Top of Casing	Screen Setting (ft-bmp)	15-20	Casing Diameter (in.)	2	Well Material	PVC
Static Water Level (ft-bmp)	7.06	Total Depth (ft-bmp)	19.72	Water Column (ft.)	12.66	Gallons in Well	2.06
		Pump Intake (ft-bmp)	17.50	Purge Method	Low-Flow	Sample Method	Grab
		Well Volumes Purged	0.79				
Sample Time: Label	14:50	Volume Purged	1.62 gallons	Replicate/Code No.	--	Sampled by	Christina Weaver
Purge Start	14:12						
Purge End	14:55						

Time	Minutes Elapsed between Readings	Flow Rate (mL/min) [100-300 mL/min]	Depth to Water (ft) [± 0.3]	Total Gallons Purged	pH [± 0.1]	Cond. (mS/cm) [± 3%]	Turbidity (NTU) [± 10%*]	DO (mg/L) [± 10%]	Temp. (°C) [± 3%]	Redox (mV) [± 10mV]	Appearance	
											Color	Odor
14:14	0	210	7.33	0.00	7.22	7.21	56.60	8.61	12.2	17.4	Clear, Small Black Particulates	No Odor
14:19	5	210	7.32	0.28	7.22	6.93	39.00	1.30	12.2	5.6	Clear, Small Black Particulates	No Odor
14:24	5	210	7.31	0.56	7.23	6.34	29.10	1.33	12.2	14.1	Clear, Small White Particulates	No Odor
14:29	5	200	7.30	0.84	7.21	6.47	18.80	1.38	12.2	16.3	Clear	No Odor
14:34	5	200	7.31	1.10	7.20	6.58	12.20	1.19	12.2	19.0	Clear, Small Black Particulates	No Odor
14:39	5	200	7.31	1.36	7.19	6.67	12.00	1.14	12.3	21.1	Clear	No Odor
14:44	5	200	7.31	1.62	7.19	6.74	11.30	1.16	12.2	22.8	Clear	No Odor
--	--	--	--	--	--	--	--	--	--	--	--	--
--	--	--	--	--	--	--	--	--	--	--	--	--
--	--	--	--	--	--	--	--	--	--	--	--	--
--	--	--	--	--	--	--	--	--	--	--	--	--
--	--	--	--	--	--	--	--	--	--	--	--	--
--	--	--	--	--	--	--	--	--	--	--	--	--
--	--	--	--	--	--	--	--	--	--	--	--	--
--	--	--	--	--	--	--	--	--	--	--	--	--
--	--	--	--	--	--	--	--	--	--	--	--	--
--	--	--	--	--	--	--	--	--	--	--	--	--
--	--	--	--	--	--	--	--	--	--	--	--	--
--	--	--	--	--	--	--	--	--	--	--	--	--

* **Turbidity** < 50 NTU and ±10% or within 1 NTU of a previous reading when <10 NTU

Constituents Sampled	Container	Number	Preservative
1,1-DCE, cis-1,2-DCE, trans-1,2-DCE, PCE, TCE, VC	40 mL Glass	3	HCL
1,4-dioxane	40 mL Glass	3	HCL

Comments

None

Well Casing Volumes

Gallons/Foot — *1" = 0.04* | *1.25" = 0.06* | *1.5" = 0.09* | *2" = 0.16* | *2.5" = 0.26* | *3" = 0.37* | *3.5" = 0.50* | *4" = 0.65* | *6" = 1.47*

Well Information

Well Location:	Onsite North	Well Locked at Arrival:	n/a
Condition of Well:	Broken thread tabs,Good,Missing bolts	Well Locked at Departure:	n/a
Well Completion:	Flush mount	Lock Functioning:	n/a

ARCADIS

SHALLOW LOW-FLOW GROUNDWATER SAMPLING FORM

Project No.	30080642.401.01	Well ID	MW-24			Date	5-19-21
Project Name/Location	Ford LTP			Weather	78.1 degrees F and Mostly Cloudy. The wind is blowing S at 8.1 mph.		
Measuring Pt. Description	Top of Casing	Screen Setting (ft-bmp)	19-24	Casing Diameter (in.)	2	Well Material	PVC
Static Water Level (ft-bmp)	10.57	Total Depth (ft-bmp)	23.88	Water Column (ft.)	13.31	Gallons in Well	2.16
		Pump Intake (ft-bmp)	21.50	Purge Method	Low-Flow	Sample Method	Grab
		Well Volumes Purged	1.08				
Sample Time: Label	13:50	Volume Purged	2.33 gallons	Replicate/Code No.	--	Sampled by	Shantel Johnson
Purge Start	12:44						
Purge End	13:54						

Time	Minutes Elapsed between Readings	Flow Rate (mL/min) [100-300 mL/min]	Depth to Water (ft) [± 0.3]	Total Gallons Purged	pH [± 0.1]	Cond. (mS/cm) [± 3%]	Turbidity (NTU) [± 10%*]	DO (mg/L) [± 10%]	Temp. (°C) [± 3%]	Redox (mV) [± 10mV]	Appearance	
											Color	Odor
12:46	0	100	10.75	0.00	7.08	3.60	256.00	0.06	14.2	-10.2	Cloudy	No Odor
12:51	5	150	10.77	0.13	7.09	3.58	235.00	0.46	13.5	-26.4	Cloudy	No Odor
12:56	5	150	10.77	0.33	7.11	3.60	202.00	0.43	13.7	-36.9	Cloudy	No Odor
13:01	5	150	10.78	0.53	7.11	3.58	184.00	0.04	13.6	-45.8	Cloudy	No Odor
13:06	5	150	10.78	0.73	7.11	3.58	135.00	0.20	14.1	-51.0	Cloudy	No Odor
13:11	5	150	10.78	0.93	7.11	3.58	111.00	0.24	13.3	-47.5	Cloudy	No Odor
13:16	5	150	10.58	1.13	7.11	3.58	102.00	0.21	13.9	-50.0	Cloudy	No Odor
13:21	5	150	10.78	1.33	7.11	3.56	88.70	0.23	13.8	-53.9	Clear	No Odor
13:26	5	150	10.78	1.53	7.11	3.57	83.40	0.17	13.5	-50.8	Cloudy	No Odor
13:31	5	150	10.78	1.73	7.11	3.56	72.50	0.08	13.9	-55.7	Cloudy	No Odor
13:36	5	150	10.78	1.93	7.11	3.58	64.00	0.05	13.3	-57.4	Clear	No Odor
13:41	5	150	10.78	2.13	7.11	3.58	53.90	0.00	13.3	-58.2	Clear	No Odor
13:46	5	150	10.78	2.33	7.11	3.58	44.10	0.01	13.1	-58.4	Clear	No Odor
--	--	--	--	--	--	--	--	--	--	--	--	--
--	--	--	--	--	--	--	--	--	--	--	--	--
--	--	--	--	--	--	--	--	--	--	--	--	--
--	--	--	--	--	--	--	--	--	--	--	--	--
--	--	--	--	--	--	--	--	--	--	--	--	--
--	--	--	--	--	--	--	--	--	--	--	--	--
--	--	--	--	--	--	--	--	--	--	--	--	--
--	--	--	--	--	--	--	--	--	--	--	--	--

* **Turbidity** < 50 NTU and ±10% or within 1 NTU of a previous reading when <10 NTU

Constituents Sampled	Container	Number	Preservative
1,1-DCE, cis-1,2-DCE, trans-1,2-DCE, PCE, TCE, VC	40 mL Glass	3	HCL
1,4-dioxane	40 mL Glass	3	HCL

Comments

None

Well Casing Volumes

Gallons/Foot — *1" = 0.04* | *1.25" = 0.06* | *1.5" = 0.09* | *2" = 0.16* | *2.5" = 0.26* | *3" = 0.37* | *3.5" = 0.50* | *4" = 0.65* | *6" = 1.47*

Well Information

Well Location:	Onsite; South	Well Locked at Arrival:	n/a
Condition of Well:	Good	Well Locked at Departure:	n/a
Well Completion:	Flush mount	Lock Functioning:	n/a

ARCADIS

SHALLOW LOW-FLOW GROUNDWATER SAMPLING FORM

Project No.	30080642.401.01	Well ID	MW-25			Date	5-10-21
Project Name/Location		Ford LTP		Weather	51.1 degrees F and Mostly Cloudy.		
Measuring Pt. Description	Top of Casing	Screen Setting (ft-bmp)	16-21	Casing Diameter (in.)	2	Well Material	PVC
Static Water Level (ft-bmp)	6.05	Total Depth (ft-bmp)	20.51	Water Column (ft.)	14.46	Gallons in Well	2.35
		Pump Intake (ft-bmp)	18.50	Purge Method	Low-Flow	Sample Method	Grab
		Well Volumes Purged	0.74				
Sample Time: Label	12:22	Volume Purged	1.74 gallons	Replicate/Code No.	--	Sampled by	Christina Weaver
Purge Start	11:48						
Purge End	12:26						

Time	Minutes Elapsed between Readings	Flow Rate (mL/min) [100-300 mL/min]	Depth to Water (ft) [± 0.3]	Total Gallons Purged	pH [± 0.1]	Cond. (mS/cm) [± 3%]	Turbidity (NTU) [± 10%*]	DO (mg/L) [± 10%]	Temp. (°C) [± 3%]	Redox (mV) [± 10mV]	Appearance	
											Color	Odor
11:50	0	220	6.33	0.00	7.28	10.81	2.77	1.62	14.0	-94.5	Clear, Small Orange Particulates	No Odor
11:55	5	220	6.39	0.29	7.32	10.64	1.51	0.31	14.1	-132.3	Clear	No Odor
12:00	5	220	6.39	0.58	7.32	10.62	0.98	0.28	14.2	-135.2	Clear	No Odor
12:05	5	220	6.40	0.87	7.31	10.62	0.02	0.19	14.2	-135.5	Clear	No Odor
12:10	5	220	6.40	1.16	7.31	10.63	0.02	0.16	14.2	-136.0	Clear	No Odor
12:15	5	220	6.41	1.45	7.31	10.66	0.02	0.14	14.3	-136.1	Clear	No Odor
12:20	5	220	6.41	1.74	7.31	10.69	0.02	0.14	14.3	-136.3	Clear	No Odor
--	--	--	--	--	--	--	--	--	--	--	--	--
--	--	--	--	--	--	--	--	--	--	--	--	--
--	--	--	--	--	--	--	--	--	--	--	--	--
--	--	--	--	--	--	--	--	--	--	--	--	--
--	--	--	--	--	--	--	--	--	--	--	--	--
--	--	--	--	--	--	--	--	--	--	--	--	--
--	--	--	--	--	--	--	--	--	--	--	--	--
--	--	--	--	--	--	--	--	--	--	--	--	--
--	--	--	--	--	--	--	--	--	--	--	--	--
--	--	--	--	--	--	--	--	--	--	--	--	--
--	--	--	--	--	--	--	--	--	--	--	--	--
--	--	--	--	--	--	--	--	--	--	--	--	--

* **Turbidity** < 50 NTU and ±10% or within 1 NTU of a previous reading when <10 NTU

Constituents Sampled	Container	Number	Preservative
1,1-DCE, cis-1,2-DCE, trans-1,2-DCE, PCE, TCE, VC	40 mL Glass	3	HCL
1,4-dioxane	40 mL Glass	3	HCL

Comments

None

Well Casing Volumes

Gallons/Foot — *1" = 0.04* | *1.25" = 0.06* | *1.5" = 0.09* | *2" = 0.16* | *2.5" = 0.26* | *3" = 0.37* | *3.5" = 0.50* | *4" = 0.65* | *6" = 1.47*

Well Information

Well Location:	Onsite West	Well Locked at Arrival:	n/a
Condition of Well:	Good	Well Locked at Departure:	n/a
Well Completion:	Flush mount	Lock Functioning:	n/a

ARCADIS

SHALLOW LOW-FLOW GROUNDWATER SAMPLING FORM

Project No.	30080642.401.01	Well ID	MW-29			Date	5-11-21
Project Name/Location		Ford LTP		Weather	46.9 degrees F and Partly Cloudy. The wind is blowing NW at 16.1 mph.		
Measuring Pt. Description	Top of Casing	Screen Setting (ft-bmp)	5-15	Casing Diameter (in.)	2	Well Material	PVC
Static Water Level (ft-bmp)	5.25	Total Depth (ft-bmp)	14.86	Water Column (ft.)	9.61	Gallons in Well	1.56
		Pump Intake (ft-bmp)	10.00	Purge Method	Low-Flow	Sample Method	Grab
		Well Volumes Purged	0.58				
Sample Time: Label	12:00	Volume Purged	0.91 gallons	Replicate/Code No.	DUP-01	Sampled by	Emma Witherspoon
Purge Start	11:22						
Purge End	12:08						

Time	Minutes Elapsed between Readings	Flow Rate (mL/min) [100-300 mL/min]	Depth to Water (ft) [± 0.3]	Total Gallons Purged	pH [± 0.1]	Cond. (mS/cm) [± 3%]	Turbidity (NTU) [± 10%*]	DO (mg/L) [± 10%]	Temp. (°C) [± 3%]	Redox (mV) [± 10mV]	Appearance	
											Color	Odor
11:25	0	100	5.30	0.00	7.17	8.45	3.12	1.86	11.1	-30.6	Clear, Small Orange Particulates	No Odor
11:30	5	100	5.30	0.13	7.14	8.47	7.37	0.56	11.0	-38.3	Clear, Small Orange Particulates	Faint Odor
11:35	5	100	5.30	0.26	7.08	9.32	3.67	0.28	11.0	-40.9	Clear, Small Orange Particulates	No Odor
11:40	5	100	5.30	0.39	7.04	9.92	3.45	0.18	11.1	-46.6	Clear, Small Orange Particulates	Faint Odor
11:45	5	100	5.30	0.52	7.04	9.96	4.30	0.14	11.1	-52.7	Clear, Small Orange Particulates	Faint Odor
11:50	5	100	5.30	0.65	7.04	9.98	3.79	0.12	11.1	-55.4	Clear, Small Orange Particulates	Faint Odor
11:55	5	100	5.30	0.78	7.05	10.01	2.97	0.09	11.1	-58.0	Clear, Small Orange Particulates	Faint Odor
12:00	5	100	5.30	0.91	7.05	10.03	2.83	0.10	11.1	-60.0	Clear, Small Orange Particulates	Faint Odor
--	--	--	--	--	--	--	--	--	--	--	--	--
--	--	--	--	--	--	--	--	--	--	--	--	--
--	--	--	--	--	--	--	--	--	--	--	--	--
--	--	--	--	--	--	--	--	--	--	--	--	--
--	--	--	--	--	--	--	--	--	--	--	--	--
--	--	--	--	--	--	--	--	--	--	--	--	--
--	--	--	--	--	--	--	--	--	--	--	--	--
--	--	--	--	--	--	--	--	--	--	--	--	--
--	--	--	--	--	--	--	--	--	--	--	--	--
--	--	--	--	--	--	--	--	--	--	--	--	--
--	--	--	--	--	--	--	--	--	--	--	--	--

* **Turbidity** < 50 NTU and ±10% or within 1 NTU of a previous reading when <10 NTU

Constituents Sampled	Container	Number	Preservative
1,1-DCE, cis-1,2-DCE, trans-1,2-DCE, PCE, TCE, VC	40 mL Glass	6	HCL
1,4-dioxane	40 mL Glass	6	HCL

Comments

None

Well Casing Volumes

Gallons/Foot — *1" = 0.04* | *1.25" = 0.06* | *1.5" = 0.09* | *2" = 0.16* | *2.5" = 0.26* | *3" = 0.37* | *3.5" = 0.50* | *4" = 0.65* | *6" = 1.47*

Well Information

Well Location:	On-site; N of property	Well Locked at Arrival:	n/a
Condition of Well:	Good	Well Locked at Departure:	n/a
Well Completion:	Flush mount	Lock Functioning:	n/a

ARCADIS

SHALLOW LOW-FLOW GROUNDWATER SAMPLING FORM

Project No.	30080642.401.01	Well ID	MW-30			Date	5-15-21
Project Name/Location	Ford LTP			Weather	69.1 degrees F and Partly Cloudy. The wind is blowing W at 3.4 mph.		
Measuring Pt. Description	Top of Casing	Screen Setting (ft-bmp)	19-24	Casing Diameter (in.)	2	Well Material	PVC
Static Water Level (ft-bmp)	10.38	Total Depth (ft-bmp)	24.75	Water Column (ft.)	14.37	Gallons in Well	2.33
		Pump Intake (ft-bmp)	21.50	Purge Method	Low-Flow	Sample Method	Grab
		Well Volumes Purged	0.61				
Sample Time: Label	13:16	Volume Purged	1.43 gallons	Replicate/Code No.	--	Sampled by	Gary Schafer
Purge Start	12:17						
Purge End	13:26						

Time	Minutes Elapsed between Readings	Flow Rate (mL/min) [100-300 mL/min]	Depth to Water (ft) [± 0.3]	Total Gallons Purged	pH [± 0.1]	Cond. (mS/cm) [± 3%]	Turbidity (NTU) [± 10%*]	DO (mg/L) [± 10%]	Temp. (°C) [± 3%]	Redox (mV) [± 10mV]	Appearance	
											Color	Odor
12:20	0	100	10.85	0.00	7.33	5.87	68.80	0.40	14.0	12.2	Small Brown Particulates, Turbid	No Odor
12:25	5	100	10.94	0.13	7.32	5.85	74.00	0.31	14.0	1.8	Small Brown Particulates, Turbid	No Odor
12:30	5	100	10.98	0.26	7.31	5.87	73.50	0.35	14.3	-14.7	Small Brown Particulates, Turbid	No Odor
12:35	5	100	11.00	0.39	7.32	5.85	59.50	0.35	14.5	-33.1	Small Brown Particulates, Turbid	No Odor
12:40	5	100	11.00	0.52	7.32	5.81	54.90	0.29	14.4	-48.6	Small Brown Particulates, Turbid	No Odor
12:45	5	100	11.02	0.65	7.33	5.80	51.90	0.30	14.5	-63.6	Small Brown Particulates, Turbid	No Odor
12:50	5	100	11.02	0.78	7.34	5.75	45.90	0.25	14.4	-73.5	Small Brown Particulates, Turbid	No Odor
12:55	5	100	11.02	0.91	7.35	5.75	53.60	0.24	14.6	-82.6	Small Brown Particulates, Turbid	No Odor
13:00	5	100	11.00	1.04	7.35	5.73	44.10	0.24	14.7	-89.2	Clear, Small Brown Particulates	No Odor
13:05	5	100	11.00	1.17	7.36	5.71	40.00	0.21	14.9	-94.5	Clear, Small Brown Particulates	No Odor
13:10	5	100	11.00	1.30	7.36	5.73	38.10	0.23	14.7	-97.5	Clear, Small Brown Particulates	No Odor
13:15	5	100	11.00	1.43	7.36	5.69	37.80	0.20	14.7	-101.2	Clear, Small Brown Particulates	No Odor
--	--	--	--	--	--	--	--	--	--	--	--	--
--	--	--	--	--	--	--	--	--	--	--	--	--
--	--	--	--	--	--	--	--	--	--	--	--	--
--	--	--	--	--	--	--	--	--	--	--	--	--
--	--	--	--	--	--	--	--	--	--	--	--	--
--	--	--	--	--	--	--	--	--	--	--	--	--
--	--	--	--	--	--	--	--	--	--	--	--	--
--	--	--	--	--	--	--	--	--	--	--	--	--

* **Turbidity** < 50 NTU and ±10% or within 1 NTU of a previous reading when <10 NTU

Constituents Sampled	Container	Number	Preservative
1,1-DCE, cis-1,2-DCE, trans-1,2-DCE, PCE, TCE, VC	40 mL Glass	3	HCL
1,4-dioxane	40 mL Glass	3	HCL

Comments

None

Well Casing Volumes

Gallons/Foot — *1" = 0.04* | *1.25" = 0.06* | *1.5" = 0.09* | *2" = 0.16* | *2.5" = 0.26* | *3" = 0.37* | *3.5" = 0.50* | *4" = 0.65* | *6" = 1.47*

Well Information

Well Location:	Onsite East	Well Locked at Arrival:	n/a
Condition of Well:	Good	Well Locked at Departure:	n/a
Well Completion:	Flush mount	Lock Functioning:	n/a

ARCADIS

SHALLOW LOW-FLOW GROUNDWATER SAMPLING FORM

Project No.	30080642.401.01	Well ID	MW-31			Date	5-15-21
Project Name/Location	Ford LTP			Weather	63.0 degrees F and Partly Cloudy. The wind is blowing S at 3.4 mph.		
Measuring Pt. Description	Top of Casing	Screen Setting (ft-bmp)	17-22	Casing Diameter (in.)	2	Well Material	PVC
Static Water Level (ft-bmp)	10.66	Total Depth (ft-bmp)	21.68	Water Column (ft.)	11.02	Gallons in Well	1.79
		Pump Intake (ft-bmp)	19.50	Purge Method	Low-Flow	Sample Method	Grab
		Well Volumes Purged	0.58				
Sample Time: Label	10:21	Volume Purged	1.04 gallons	Replicate/Code No.	--	Sampled by	Gary Schafer
Purge Start	9:37						
Purge End	10:28						

Time	Minutes Elapsed between Readings	Flow Rate (mL/min) [100-300 mL/min]	Depth to Water (ft) [± 0.3]	Total Gallons Purged	pH [± 0.1]	Cond. (mS/cm) [± 3%]	Turbidity (NTU) [± 10%*]	DO (mg/L) [± 10%]	Temp. (°C) [± 3%]	Redox (mV) [± 10mV]	Appearance	
											Color	Odor
9:40	0	100	10.73	0.00	7.12	14.82	1.60	1.23	13.8	-19.8	Clear	No Odor
9:45	5	100	10.73	0.13	7.17	14.84	1.75	0.73	13.9	-44.8	Clear	No Odor
9:50	5	100	10.73	0.26	7.18	14.73	2.10	0.70	14.0	-50.6	Clear	No Odor
9:55	5	100	10.73	0.39	7.18	14.63	0.64	0.71	13.9	-57.4	Clear	No Odor
10:00	5	100	10.73	0.52	7.19	14.65	0.83	0.64	13.7	-62.3	Clear	No Odor
10:05	5	100	10.73	0.65	7.19	14.62	0.02	0.50	13.8	-69.4	Clear	No Odor
10:10	5	100	10.73	0.78	7.20	14.62	0.53	0.46	13.8	-70.4	Clear	No Odor
10:15	5	100	10.73	0.91	7.20	14.62	0.23	0.43	13.9	-73.6	Clear	No Odor
10:20	5	100	10.73	1.04	7.20	14.64	0.10	0.34	14.0	-75.9	Clear	No Odor
--	--	--	--	--	--	--	--	--	--	--	--	--
--	--	--	--	--	--	--	--	--	--	--	--	--
--	--	--	--	--	--	--	--	--	--	--	--	--
--	--	--	--	--	--	--	--	--	--	--	--	--
--	--	--	--	--	--	--	--	--	--	--	--	--
--	--	--	--	--	--	--	--	--	--	--	--	--
--	--	--	--	--	--	--	--	--	--	--	--	--
--	--	--	--	--	--	--	--	--	--	--	--	--
--	--	--	--	--	--	--	--	--	--	--	--	--
--	--	--	--	--	--	--	--	--	--	--	--	--
--	--	--	--	--	--	--	--	--	--	--	--	--

* **Turbidity** < 50 NTU and ±10% or within 1 NTU of a previous reading when <10 NTU

Constituents Sampled	Container	Number	Preservative
1,1-DCE, cis-1,2-DCE, trans-1,2-DCE, PCE, TCE, VC	40 mL Glass	3	HCL
1,4-dioxane	40 mL Glass	3	HCL

Comments

None

Well Casing Volumes

Gallons/Foot — *1" = 0.04* | *1.25" = 0.06* | *1.5" = 0.09* | *2" = 0.16* | *2.5" = 0.26* | *3" = 0.37* | *3.5" = 0.50* | *4" = 0.65* | *6" = 1.47*

Well Information

Well Location:	Onsite East	Well Locked at Arrival:	n/a
Condition of Well:	Good	Well Locked at Departure:	n/a
Well Completion:	Flush mount	Lock Functioning:	n/a

ARCADIS

SHALLOW LOW-FLOW GROUNDWATER SAMPLING FORM

Project No.	30080642.401.01	Well ID	MW-32			Date	5-20-21
Project Name/Location		Ford LTP		Weather	66.0 degrees F and Cloudy. The wind is blowing E/SE at 3.4 mph.		
Measuring Pt. Description	Top of Casing	Screen Setting (ft-bmp)	18-23	Casing Diameter (in.)	2	Well Material	PVC
Static Water Level (ft-bmp)	10.13	Total Depth (ft-bmp)	22.71	Water Column (ft.)	12.58	Gallons in Well	2.04
		Pump Intake (ft-bmp)	20.50	Purge Method	Low-Flow	Sample Method	Grab
		Well Volumes Purged	1.18				
Sample Time: Label	9:55	Volume Purged	2.4 gallons	Replicate/Code No.	--	Sampled by	Shantel Johnson
Purge Start	8:49						
Purge End	9:59						

Time	Minutes Elapsed between Readings	Flow Rate (mL/min) [100-300 mL/min]	Depth to Water (ft) [± 0.3]	Total Gallons Purged	pH [± 0.1]	Cond. (mS/cm) [± 3%]	Turbidity (NTU) [± 10%*]	DO (mg/L) [± 10%]	Temp. (°C) [± 3%]	Redox (mV) [± 10mV]	Appearance	
											Color	Odor
8:52	0	150	10.50	0.00	7.23	4.40	214.00	0.76	12.5	-9.5	Cloudy	No Odor
8:57	5	150	10.52	0.20	7.23	4.28	187.00	0.32	12.5	-40.2	Cloudy	No Odor
9:02	5	150	10.53	0.40	7.21	4.27	125.00	0.31	12.6	-44.5	Cloudy	No Odor
9:07	5	150	10.53	0.60	7.21	4.27	94.20	0.27	12.7	-43.7	Cloudy	No Odor
9:12	5	150	10.53	0.80	7.20	4.30	101.00	0.35	12.7	-46.8	Clear	No Odor
9:17	5	150	10.53	1.00	7.21	4.33	97.60	0.35	12.7	-49.7	Cloudy	No Odor
9:22	5	150	10.53	1.20	7.21	4.40	86.30	0.21	12.6	-51.4	Cloudy	No Odor
9:27	5	150	10.53	1.40	7.21	4.44	72.70	0.27	12.7	-54.8	Cloudy	No Odor
9:32	5	150	10.53	1.60	7.21	4.44	69.00	0.39	12.5	-56.7	Cloudy	No Odor
9:37	5	150	10.53	1.80	7.22	4.49	60.80	0.38	12.7	-58.3	Cloudy	No Odor
9:42	5	150	10.53	2.00	7.22	4.50	53.80	0.23	12.8	-58.0	Clear	No Odor
9:47	5	150	10.53	2.20	7.22	4.53	47.00	0.21	12.9	-60.0	Clear	No Odor
9:52	5	150	10.53	2.40	7.22	4.56	41.30	0.20	12.7	-61.4	Clear	No Odor
--	--	--	--	--	--	--	--	--	--	--	--	--
--	--	--	--	--	--	--	--	--	--	--	--	--
--	--	--	--	--	--	--	--	--	--	--	--	--
--	--	--	--	--	--	--	--	--	--	--	--	--
--	--	--	--	--	--	--	--	--	--	--	--	--
--	--	--	--	--	--	--	--	--	--	--	--	--
--	--	--	--	--	--	--	--	--	--	--	--	--

* **Turbidity** < 50 NTU and ±10% or within 1 NTU of a previous reading when <10 NTU

Constituents Sampled	Container	Number	Preservative
1,1-DCE, cis-1,2-DCE, trans-1,2-DCE, PCE, TCE, VC	40 mL Glass	3	HCL
1,4-dioxane	40 mL Glass	3	HCL

Comments

None

Well Casing Volumes

Gallons/Foot — *1" = 0.04* | *1.25" = 0.06* | *1.5" = 0.09* | *2" = 0.16* | *2.5" = 0.26* | *3" = 0.37* | *3.5" = 0.50* | *4" = 0.65* | *6" = 1.47*

Well Information

Well Location:	Onsite; South	Well Locked at Arrival:	n/a
Condition of Well:	Good	Well Locked at Departure:	n/a
Well Completion:	Flush mount	Lock Functioning:	n/a

ARCADIS

SHALLOW LOW-FLOW GROUNDWATER SAMPLING FORM

Project No.	30080642.401.01	Well ID	MW-33			Date	5-18-21
Project Name/Location		Ford LTP		Weather	73.9 degrees F and Partly Cloudy. The wind is blowing SE at 12.8 mph.		
Measuring Pt. Description	Top of Casing	Screen Setting (ft-bmp)	14-19	Casing Diameter (in.)	2	Well Material	PVC
Static Water Level (ft-bmp)	8.88	Total Depth (ft-bmp)	18.67	Water Column (ft.)	9.79	Gallons in Well	1.59
		Pump Intake (ft-bmp)	16.50	Purge Method	Low-Flow	Sample Method	Grab
		Well Volumes Purged	1.51				
Sample Time: Label	14:12	Volume Purged	2.4 gallons	Replicate/Code No.	--	Sampled by	Shantel Johnson
Purge Start	13:06						
Purge End	14:16						

Time	Minutes Elapsed between Readings	Flow Rate (mL/min) [100-300 mL/min]	Depth to Water (ft) [± 0.3]	Total Gallons Purged	pH [± 0.1]	Cond. (mS/cm) [± 3%]	Turbidity (NTU) [± 10%*]	DO (mg/L) [± 10%]	Temp. (°C) [± 3%]	Redox (mV) [± 10mV]	Appearance	
											Color	Odor
13:08	0	150	8.98	0.00	7.13	4.84	196.00	3.37	17.5	-37.0	Brown	No Odor
13:13	5	150	9.02	0.20	7.12	4.10	168.00	1.12	14.4	-43.5	Brown	No Odor
13:18	5	150	9.04	0.40	7.12	4.18	132.00	0.36	13.9	-47.5	Brown	No Odor
13:23	5	150	9.04	0.60	7.12	4.18	121.00	0.17	13.7	-50.2	Cloudy	No Odor
13:28	5	150	9.04	0.80	7.12	4.20	145.00	0.08	13.5	-52.0	Cloudy	No Odor
13:33	5	150	9.05	1.00	7.12	4.24	109.00	0.26	13.6	-53.3	Cloudy	No Odor
13:38	5	150	9.05	1.20	7.12	4.26	89.30	0.10	13.6	-55.1	Clear	No Odor
13:43	5	150	9.05	1.40	7.13	4.24	72.70	0.01	13.5	-57.0	Clear	No Odor
13:48	5	150	9.05	1.60	7.13	4.26	88.00	0.02	13.4	-58.6	Cloudy	No Odor
13:53	5	150	9.05	1.80	7.13	4.26	85.40	0.00	13.5	-59.2	Clear	No Odor
13:58	5	150	9.05	2.00	7.13	4.27	79.60	0.01	13.7	-59.8	Cloudy	No Odor
14:03	5	150	9.05	2.20	7.13	4.27	74.20	0.02	13.7	-60.3	Cloudy	No Odor
14:08	5	150	9.05	2.40	7.13	4.27	66.30	0.12	13.7	-60.6	Cloudy	No Odor
--	--	--	--	--	--	--	--	--	--	--	--	--
--	--	--	--	--	--	--	--	--	--	--	--	--
--	--	--	--	--	--	--	--	--	--	--	--	--
--	--	--	--	--	--	--	--	--	--	--	--	--
--	--	--	--	--	--	--	--	--	--	--	--	--
--	--	--	--	--	--	--	--	--	--	--	--	--
--	--	--	--	--	--	--	--	--	--	--	--	--
--	--	--	--	--	--	--	--	--	--	--	--	--

* **Turbidity** < 50 NTU and ±10% or within 1 NTU of a previous reading when <10 NTU

Constituents Sampled	Container	Number	Preservative
1,1-DCE, cis-1,2-DCE, trans-1,2-DCE, PCE, TCE, VC	40 mL Glass	3	HCL
1,4-dioxane	40 mL Glass	3	HCL

Comments

None

Well Casing Volumes

Gallons/Foot — *1" = 0.04* | *1.25" = 0.06* | *1.5" = 0.09* | *2" = 0.16* | *2.5" = 0.26* | *3" = 0.37* | *3.5" = 0.50* | *4" = 0.65* | *6" = 1.47*

Well Information

Well Location:	Onsite; South	Well Locked at Arrival:	n/a
Condition of Well:	Good	Well Locked at Departure:	n/a
Well Completion:	Flush mount	Lock Functioning:	n/a

ARCADIS

SHALLOW LOW-FLOW GROUNDWATER SAMPLING FORM

Project No.	30080642.401.01	Well ID	MW-34			Date	5-15-21
Project Name/Location	Ford LTP			Weather	55 degrees F It is Partly Cloudy. The wind is blowing W at 3.4 mph.		
Measuring Pt. Description	Top of Casing	Screen Setting (ft-bmp)	16.5-21.5	Casing Diameter (in.)	2	Well Material	PVC
Static Water Level (ft-bmp)	9.56	Total Depth (ft-bmp)	21.28	Water Column (ft.)	11.72	Gallons in Well	1.90
		Pump Intake (ft-bmp)	19.00	Purge Method	Low-Flow	Sample Method	Grab
		Well Volumes Purged	1.26				
Sample Time: Label	9:35	Volume Purged	2.4 gallons	Replicate/Code No.	--	Sampled by	Emma Witherspoon
Purge Start	8:32						
Purge End	9:41						

Time	Minutes Elapsed between Readings	Flow Rate (mL/min) [100-300 mL/min]	Depth to Water (ft) [± 0.3]	Total Gallons Purged	pH [± 0.1]	Cond. (mS/cm) [± 3%]	Turbidity (NTU) [± 10%*]	DO (mg/L) [± 10%]	Temp. (°C) [± 3%]	Redox (mV) [± 10mV]	Appearance	
											Color	Odor
8:35	0	150	10.20	0.00	6.99	11.25	22.70	0.79	13.5	57.4	Clear, Small Orange Particulates	No Odor
8:40	5	150	10.38	0.20	7.01	11.26	19.70	0.66	13.5	41.4	Clear, Small Orange Particulates	No Odor
8:45	5	150	10.45	0.40	7.02	11.22	15.70	0.61	13.6	16.2	Clear, Small Orange Particulates	No Odor
8:50	5	150	10.45	0.60	7.04	11.17	10.10	0.35	13.8	-35.9	Clear, Small Orange Particulates	No Odor
8:55	5	150	10.45	0.80	7.04	11.10	10.40	0.26	13.7	-59.5	Clear, Small Orange Particulates	No Odor
9:00	5	150	10.45	1.00	7.05	10.93	7.44	0.17	13.6	-73.2	Clear, Small Orange Particulates	No Odor
9:05	5	150	10.45	1.20	7.06	10.82	9.02	0.13	13.4	-78.8	Clear, Small Orange Particulates	No Odor
9:10	5	150	10.45	1.40	7.06	10.71	4.00	0.14	13.7	-85.6	Clear	No Odor
9:15	5	150	10.45	1.60	7.07	10.62	4.94	0.11	13.7	-90.0	Clear, Small Orange Particulates	No Odor
9:20	5	150	10.45	1.80	7.07	10.51	4.33	0.11	13.5	-92.6	Clear	No Odor
9:25	5	150	10.45	2.00	7.08	10.41	4.40	0.15	13.5	-95.6	Clear	No Odor
9:30	5	150	10.45	2.20	7.08	10.37	3.62	0.12	13.6	-96.7	Clear	No Odor
9:35	5	150	10.45	2.40	7.08	10.30	3.50	0.11	13.8	-99.1	Clear	No Odor
--	--	--	--	--	--	--	--	--	--	--	--	--
--	--	--	--	--	--	--	--	--	--	--	--	--
--	--	--	--	--	--	--	--	--	--	--	--	--
--	--	--	--	--	--	--	--	--	--	--	--	--
--	--	--	--	--	--	--	--	--	--	--	--	--
--	--	--	--	--	--	--	--	--	--	--	--	--
--	--	--	--	--	--	--	--	--	--	--	--	--

* **Turbidity** < 50 NTU and ±10% or within 1 NTU of a previous reading when <10 NTU

Constituents Sampled	Container	Number	Preservative
1,1-DCE, cis-1,2-DCE, trans-1,2-DCE, PCE, TCE, VC	40 mL Glass	3	HCL
1,4-dioxane	40 mL Glass	3	HCL

Comments

One broken thread tab

Well Casing Volumes

Gallons/Foot					
	1" = 0.04	1.5" = 0.09	2.5" = 0.26	3.5" = 0.50	6" = 1.47
	1.25" = 0.06	2" = 0.16	3" = 0.37	4" = 0.65	

Well Information

Well Location:	Onsite East	Well Locked at Arrival:	n/a
Condition of Well:	Broken thread tabs,Fair	Well Locked at Departure:	n/a
Well Completion:	Flush mount	Lock Functioning:	n/a

ARCADIS

SHALLOW LOW-FLOW GROUNDWATER SAMPLING FORM

Project No.	30080642.401.01	Well ID	MW-35			Date	5-15-21
Project Name/Location	Ford LTP			Weather	69.1 degrees F and Partly Cloudy. The wind is blowing W at 3.4 mph.		
Measuring Pt. Description	Top of Casing	Screen Setting (ft-bmp)	19.5-24.5	Casing Diameter (in.)	2	Well Material	PVC
Static Water Level (ft-bmp)	8.18	Total Depth (ft-bmp)	24.22	Water Column (ft.)	16.04	Gallons in Well	2.61
		Pump Intake (ft-bmp)	22.00	Purge Method	Low-Flow	Sample Method	Grab
		Well Volumes Purged	1.10				
Sample Time: Label	11:17	Volume Purged	2.88 gallons	Replicate/Code No.	--	Sampled by	Christina Weaver
Purge Start	10:11						
Purge End	11:23						

Time	Minutes Elapsed between Readings	Flow Rate (mL/min) [100-300 mL/min]	Depth to Water (ft) [± 0.3]	Total Gallons Purged	pH [± 0.1]	Cond. (mS/cm) [± 3%]	Turbidity (NTU) [± 10%*]	DO (mg/L) [± 10%]	Temp. (°C) [± 3%]	Redox (mV) [± 10mV]	Appearance	
											Color	Odor
10:14	0	180	8.69	0.00	7.44	4.62	4.70	5.45	14.7	-159.9	Clear	Faint Odor
10:19	5	180	9.14	0.24	7.43	4.59	6.93	0.34	14.6	-181.5	Clear, Small White Particulates	No Odor
10:24	5	180	9.19	0.48	7.41	4.58	23.70	0.25	14.7	-186.5	Clear, Small Orange Particulates	No Odor
10:29	5	180	9.23	0.72	7.39	4.60	15.30	0.20	14.7	-189.5	Clear, Small White Particulates	No Odor
10:34	5	180	9.25	0.96	7.38	4.57	15.90	0.17	15.1	-191.6	Clear, Small White Particulates	No Odor
10:39	5	180	9.26	1.20	7.37	4.56	19.10	0.16	15.2	-192.1	Clear, Small Black Particulates	No Odor
10:44	5	180	9.28	1.44	7.36	4.56	18.10	0.13	14.6	-192.5	Clear, Small Black Particulates	No Odor
10:49	5	180	9.31	1.68	7.36	4.54	20.30	0.11	14.9	-193.0	Clear	No Odor
10:54	5	180	9.34	1.92	7.35	4.52	14.70	0.12	15.0	-195.0	Clear	No Odor
10:59	5	180	9.34	2.16	7.35	4.48	21.50	0.12	14.8	-195.2	Clear, Small Black Particulates	No Odor
11:04	5	180	9.34	2.40	7.34	4.45	26.10	0.15	14.7	-196.0	Clear, Small Black Particulates	No Odor
11:09	5	180	9.34	2.64	7.33	4.42	15.00	0.14	14.6	-196.7	Clear, Small Black Particulates	No Odor
11:14	5	180	9.34	2.88	7.32	4.37	14.10	0.18	14.7	-197.1	Clear, Small Black Particulates	No Odor
--	--	--	--	--	--	--	--	--	--	--	--	--
--	--	--	--	--	--	--	--	--	--	--	--	--
--	--	--	--	--	--	--	--	--	--	--	--	--
--	--	--	--	--	--	--	--	--	--	--	--	--
--	--	--	--	--	--	--	--	--	--	--	--	--
--	--	--	--	--	--	--	--	--	--	--	--	--
--	--	--	--	--	--	--	--	--	--	--	--	--

* **Turbidity** < 50 NTU and ±10% or within 1 NTU of a previous reading when <10 NTU

Constituents Sampled	Container	Number	Preservative
1,1-DCE, cis-1,2-DCE, trans-1,2-DCE, PCE, TCE, VC	40 mL Glass	3	HCL
1,4-dioxane	40 mL Glass	3	HCL

Comments

None

Well Casing Volumes

Gallons/Foot — *1" = 0.04* | *1.25" = 0.06* | *1.5" = 0.09* | *2" = 0.16* | *2.5" = 0.26* | *3" = 0.37* | *3.5" = 0.50* | *4" = 0.65* | *6" = 1.47*

Well Information

Well Location:	Onsite East	Well Locked at Arrival:	n/a
Condition of Well:	Good	Well Locked at Departure:	n/a
Well Completion:	Flush mount	Lock Functioning:	n/a

ARCADIS

SHALLOW LOW-FLOW GROUNDWATER SAMPLING FORM

Project No.	30080642.401.01	Well ID	MW-36			Date	5-19-21
Project Name/Location	Ford LTP			Weather	66.9 degrees F and Mostly Cloudy. The wind is blowing S/SE at 3.4 mph.		
Measuring Pt. Description	Top of Casing	Screen Setting (ft-bmp)	20-25	Casing Diameter (in.)	2	Well Material	PVC
Static Water Level (ft-bmp)	10.08	Total Depth (ft-bmp)	24.72	Water Column (ft.)	14.64	Gallons in Well	2.38
		Pump Intake (ft-bmp)	22.50	Purge Method	Low-Flow	Sample Method	Grab
		Well Volumes Purged	0.76				
Sample Time: Label	10:22	Volume Purged	1.8 gallons	Replicate/Code No.	MW-36-MS_051921, MW-36-MSD_051921	Sampled by	Shantel Johnson
Purge Start	9:32						
Purge End	10:34						

Time	Minutes Elapsed between Readings	Flow Rate (mL/min) [100-300 mL/min]	Depth to Water (ft) [± 0.3]	Total Gallons Purged	pH [± 0.1]	Cond. (mS/cm) [± 3%]	Turbidity (NTU) [± 10%*]	DO (mg/L) [± 10%]	Temp. (°C) [± 3%]	Redox (mV) [± 10mV]	Appearance	
											Color	Odor
9:32	0	150	10.32	0.00	7.47	8.16	99.40	1.68	13.7	237.5	Small Red Particulates	No Odor
9:37	5	150	10.51	0.20	7.36	8.22	67.80	0.82	13.5	3.6	Cloudy	No Odor
9:42	5	150	10.55	0.40	7.36	8.29	70.20	0.65	13.3	-45.6	Cloudy	No Odor
9:47	5	150	10.57	0.60	7.36	8.37	47.20	0.50	13.0	-54.2	Cloudy	No Odor
9:52	5	150	10.57	0.80	7.35	8.45	38.40	0.39	13.1	-62.0	Clear	No Odor
9:57	5	150	10.58	1.00	7.35	8.48	32.90	0.33	13.2	-63.6	Clear	No Odor
10:02	5	150	10.58	1.20	7.35	8.51	27.50	0.48	13.1	-65.3	Clear	No Odor
10:07	5	150	10.58	1.40	7.35	8.54	18.50	0.45	13.3	-68.1	Clear	No Odor
10:12	5	150	10.58	1.60	7.35	8.56	17.20	0.48	13.4	-68.7	Clear	No Odor
10:17	5	150	10.58	1.80	7.36	8.56	18.30	0.27	13.5	-69.6	Clear	No Odor
--	--	--	--	--	--	--	--	--	--	--	--	--
--	--	--	--	--	--	--	--	--	--	--	--	--
--	--	--	--	--	--	--	--	--	--	--	--	--
--	--	--	--	--	--	--	--	--	--	--	--	--
--	--	--	--	--	--	--	--	--	--	--	--	--
--	--	--	--	--	--	--	--	--	--	--	--	--
--	--	--	--	--	--	--	--	--	--	--	--	--
--	--	--	--	--	--	--	--	--	--	--	--	--
--	--	--	--	--	--	--	--	--	--	--	--	--
--	--	--	--	--	--	--	--	--	--	--	--	--

* **Turbidity** < 50 NTU and ±10% or within 1 NTU of a previous reading when <10 NTU

Constituents Sampled	Container	Number	Preservative
1,1-DCE, cis-1,2-DCE, trans-1,2-DCE, PCE, TCE, VC	40 mL Glass	9	HCL
1,4-dioxane	40 mL Glass	9	HCL

Comments

None

Well Casing Volumes

Gallons/Foot — *1" = 0.04* | *1.25" = 0.06* | *1.5" = 0.09* | *2" = 0.16* | *2.5" = 0.26* | *3" = 0.37* | *3.5" = 0.50* | *4" = 0.65* | *6" = 1.47*

Well Information

Well Location:	Onsite; South	Well Locked at Arrival:	n/a
Condition of Well:	Good	Well Locked at Departure:	n/a
Well Completion:	Flush mount	Lock Functioning:	n/a

ARCADIS

SHALLOW LOW-FLOW GROUNDWATER SAMPLING FORM

Project No.	30080642.401.01	Well ID	MW-37			Date	5-19-21
Project Name/Location	Ford LTP			Weather	78.1 degrees F and Mostly Cloudy. The wind is blowing S at 8.1 mph.		
Measuring Pt. Description	Top of Casing	Screen Setting (ft-bmp)	18-23	Casing Diameter (in.)	2	Well Material	PVC
Static Water Level (ft-bmp)	8.45	Total Depth (ft-bmp)	22.76	Water Column (ft.)	14.31	Gallons in Well	2.33
		Pump Intake (ft-bmp)	20.50	Purge Method	Low-Flow	Sample Method	Grab
		Well Volumes Purged	1.03				
Sample Time: Label	14:25	Volume Purged	2.4 gallons	Replicate/Code No.	--	Sampled by	Emma Witherspoon
Purge Start	13:23						
Purge End	14:30						

Time	Minutes Elapsed between Readings	Flow Rate (mL/min) [100-300 mL/min]	Depth to Water (ft) [± 0.3]	Total Gallons Purged	pH [± 0.1]	Cond. (mS/cm) [± 3%]	Turbidity (NTU) [± 10%*]	DO (mg/L) [± 10%]	Temp. (°C) [± 3%]	Redox (mV) [± 10mV]	Appearance	
											Color	Odor
13:25	0	150	8.65	0.00	7.54	2.29	169.00	2.16	14.1	103.5	Cloudy, Yellow	No Odor
13:30	5	150	8.63	0.20	7.48	2.29	144.00	0.54	14.0	73.6	Cloudy, Yellow	No Odor
13:35	5	150	8.64	0.40	7.46	2.28	69.90	0.21	13.8	45.8	Cloudy, Yellow	No Odor
13:40	5	150	8.60	0.60	7.45	2.27	63.30	0.17	14.0	18.2	Cloudy, Yellow	No Odor
13:45	5	150	8.60	0.80	7.45	2.22	50.70	0.13	13.8	-10.9	Cloudy, Yellow	No Odor
13:50	5	150	8.60	1.00	7.44	2.20	43.60	0.14	14.1	-37.4	Cloudy, Yellow	No Odor
13:55	5	150	8.60	1.20	7.44	2.19	37.40	0.12	14.5	-53.8	Cloudy, Yellow	No Odor
14:00	5	150	8.60	1.40	7.43	2.12	33.00	0.09	13.9	-64.8	Clear, Small Orange Particulates	No Odor
14:05	5	150	8.60	1.60	7.42	2.10	29.90	0.09	14.4	-73.5	Clear, Small Orange Particulates	No Odor
14:10	5	150	8.60	1.80	7.42	2.96	29.00	0.07	13.9	-81.5	Clear, Small Orange Particulates	No Odor
14:15	5	150	8.60	2.00	7.41	2.04	24.90	0.08	14.1	-87.3	Clear, Small Orange Particulates	No Odor
14:20	5	150	8.60	2.20	7.41	2.02	22.10	0.06	14.5	-91.3	Clear, Small Orange Particulates	No Odor
14:25	5	150	8.60	2.40	7.41	2.01	28.40	0.09	13.5	-94.2	Clear, Small Orange Particulates	No Odor
--	--	--	--	--	--	--	--	--	--	--	--	--
--	--	--	--	--	--	--	--	--	--	--	--	--
--	--	--	--	--	--	--	--	--	--	--	--	--
--	--	--	--	--	--	--	--	--	--	--	--	--
--	--	--	--	--	--	--	--	--	--	--	--	--
--	--	--	--	--	--	--	--	--	--	--	--	--
--	--	--	--	--	--	--	--	--	--	--	--	--

* **Turbidity** < 50 NTU and ±10% or within 1 NTU of a previous reading when <10 NTU

Constituents Sampled	Container	Number	Preservative
1,1-DCE, cis-1,2-DCE, trans-1,2-DCE, PCE, TCE, VC	40 mL Glass	3	HCL
1,4-dioxane	40 mL Glass	3	HCL

Comments

None

Well Casing Volumes

Gallons/Foot — *1" = 0.04* | *1.25" = 0.06* | *1.5" = 0.09* | *2" = 0.16* | *2.5" = 0.26* | *3" = 0.37* | *3.5" = 0.50* | *4" = 0.65* | *6" = 1.47*

Well Information

Well Location:	On-site; S of property	Well Locked at Arrival:	n/a
Condition of Well:	Good	Well Locked at Departure:	n/a
Well Completion:	Flush mount	Lock Functioning:	n/a

ARCADIS

SHALLOW LOW-FLOW GROUNDWATER SAMPLING FORM

Project No.	30080642.401.01	Well ID	MW-38			Date	5-20-21
Project Name/Location	Ford LTP			Weather	77.0 degrees F and Mostly Cloudy. The wind is blowing S at 4 mph.		
Measuring Pt. Description	Top of Casing	Screen Setting (ft-bmp)	15-20	Casing Diameter (in.)	2	Well Material	PVC
Static Water Level (ft-bmp)	8.92	Total Depth (ft-bmp)	19.48	Water Column (ft.)	10.56	Gallons in Well	1.72
		Pump Intake (ft-bmp)	17.50	Purge Method	Low-Flow	Sample Method	Grab
		Well Volumes Purged	0.70				
Sample Time: Label	10:50	Volume Purged	1.2 gallons	Replicate/Code No.	--	Sampled by	Emma Witherspoon
Purge Start	10:12						
Purge End	10:52						

Time	Minutes Elapsed between Readings	Flow Rate (mL/min) [100-300 mL/min]	Depth to Water (ft) [± 0.3]	Total Gallons Purged	pH [± 0.1]	Cond. (mS/cm) [± 3%]	Turbidity (NTU) [± 10%*]	DO (mg/L) [± 10%]	Temp. (°C) [± 3%]	Redox (mV) [± 10mV]	Appearance	
											Color	Odor
10:15	0	150	9.22	0.00	7.67	2.33	2.39	1.60	13.1	-154.6	Clear	Faint Odor
10:20	5	150	9.25	0.20	7.59	2.32	2.24	0.27	12.8	-160.9	Clear	No Odor
10:25	5	150	9.21	0.40	7.58	2.31	1.17	0.19	13.2	-163.2	Clear	No Odor
10:30	5	150	9.22	0.60	7.56	2.31	0.81	0.12	13.1	-164.6	Clear	No Odor
10:35	5	150	9.22	0.80	7.55	2.30	1.71	0.11	13.0	-166.0	Clear	No Odor
10:40	5	150	9.22	1.00	7.55	2.30	0.99	0.08	13.1	-167.0	Clear	No Odor
10:45	5	150	9.22	1.20	7.54	2.32	2.44	0.07	13.3	-168.4	Clear	No Odor
--	--	--	--	--	--	--	--	--	--	--	--	--
--	--	--	--	--	--	--	--	--	--	--	--	--
--	--	--	--	--	--	--	--	--	--	--	--	--
--	--	--	--	--	--	--	--	--	--	--	--	--
--	--	--	--	--	--	--	--	--	--	--	--	--
--	--	--	--	--	--	--	--	--	--	--	--	--
--	--	--	--	--	--	--	--	--	--	--	--	--
--	--	--	--	--	--	--	--	--	--	--	--	--
--	--	--	--	--	--	--	--	--	--	--	--	--
--	--	--	--	--	--	--	--	--	--	--	--	--
--	--	--	--	--	--	--	--	--	--	--	--	--
--	--	--	--	--	--	--	--	--	--	--	--	--

* **Turbidity** < 50 NTU and ±10% or within 1 NTU of a previous reading when <10 NTU

Constituents Sampled	Container	Number	Preservative
1,1-DCE, cis-1,2-DCE, trans-1,2-DCE, PCE, TCE, VC	40 mL Glass	3	HCL
1,4-dioxane	40 mL Glass	3	HCL

Comments

None

Well Casing Volumes

Gallons/Foot — *1" = 0.04* | *1.25" = 0.06* | *1.5" = 0.09* | *2" = 0.16* | *2.5" = 0.26* | *3" = 0.37* | *3.5" = 0.50* | *4" = 0.65* | *6" = 1.47*

Well Information

Well Location:	On-site; S of property	Well Locked at Arrival:	n/a
Condition of Well:	Good	Well Locked at Departure:	n/a
Well Completion:	Flush mount	Lock Functioning:	n/a

ARCADIS

SHALLOW LOW-FLOW GROUNDWATER SAMPLING FORM

Project No.	30080642.401.01	Well ID	MW-39			Date	5-18-21
Project Name/Location	Ford LTP			Weather	75.0 degrees F and Mostly Cloudy. The wind is blowing S/SE at 11.4 mph.		
Measuring Pt. Description	Top of Casing	Screen Setting (ft-bmp)	19.5-24.5	Casing Diameter (in.)	2	Well Material	PVC
Static Water Level (ft-bmp)	11.68	Total Depth (ft-bmp)	24.16	Water Column (ft.)	12.48	Gallons in Well	2.03
		Pump Intake (ft-bmp)	22.00	Purge Method	Low-Flow	Sample Method	Grab
		Well Volumes Purged	0.99				
Sample Time: Label	15:48	Volume Purged	2 gallons	Replicate/Code No.	MW-39-MS_051821, MW-39-MSD_051821	Sampled by	Shantel Johnson
Purge Start	14:52						
Purge End	16:02						

Time	Minutes Elapsed between Readings	Flow Rate (mL/min) [100-300 mL/min]	Depth to Water (ft) [± 0.3]	Total Gallons Purged	pH [± 0.1]	Cond. (mS/cm) [± 3%]	Turbidity (NTU) [± 10%*]	DO (mg/L) [± 10%]	Temp. (°C) [± 3%]	Redox (mV) [± 10mV]	Appearance	
											Color	Odor
14:54	0	150	11.71	0.00	7.24	4.49	98.80	1.36	14.7	111.4	Cloudy	No Odor
14:59	5	150	11.73	0.20	7.24	4.48	74.10	1.21	14.7	105.0	Cloudy	No Odor
15:04	5	150	11.73	0.40	7.24	4.57	63.80	1.11	14.8	65.3	Cloudy	No Odor
15:09	5	150	11.74	0.60	7.24	4.58	49.30	0.94	14.3	38.3	Clear	No Odor
15:14	5	150	11.74	0.80	7.24	4.57	37.50	0.92	14.8	30.2	Clear	No Odor
15:19	5	150	11.74	1.00	7.24	4.49	27.70	0.80	13.9	20.5	Clear	No Odor
15:24	5	150	11.74	1.20	7.24	4.46	22.40	0.60	14.3	19.4	Clear	No Odor
15:29	5	150	11.74	1.40	7.24	4.37	13.90	0.57	13.7	17.4	Clear	No Odor
15:34	5	150	11.74	1.60	7.24	4.32	12.80	0.54	13.9	14.7	Clear	No Odor
15:39	5	150	11.74	1.80	7.24	4.30	12.30	0.54	14.0	14.5	Clear	No Odor
15:44	5	150	11.74	2.00	7.24	4.30	12.70	0.56	14.0	14.9	Clear	No Odor
--	--	--	--	--	--	--	--	--	--	--	--	--
--	--	--	--	--	--	--	--	--	--	--	--	--
--	--	--	--	--	--	--	--	--	--	--	--	--
--	--	--	--	--	--	--	--	--	--	--	--	--
--	--	--	--	--	--	--	--	--	--	--	--	--
--	--	--	--	--	--	--	--	--	--	--	--	--
--	--	--	--	--	--	--	--	--	--	--	--	--
--	--	--	--	--	--	--	--	--	--	--	--	--
--	--	--	--	--	--	--	--	--	--	--	--	--

* **Turbidity** < 50 NTU and ±10% or within 1 NTU of a previous reading when <10 NTU

Constituents Sampled	Container	Number	Preservative
1,1-DCE, cis-1,2-DCE, trans-1,2-DCE, PCE, TCE, VC	40 mL Glass	9	HCL
1,4-dioxane	40 mL Glass	9	HCL

Comments

None

Well Casing Volumes

Gallons/Foot — *1" = 0.04* | *1.25" = 0.06* | *1.5" = 0.09* | *2" = 0.16* | *2.5" = 0.26* | *3" = 0.37* | *3.5" = 0.50* | *4" = 0.65* | *6" = 1.47*

Well Information

Well Location:	Onsite; South	Well Locked at Arrival:	n/a
Condition of Well:	Good	Well Locked at Departure:	n/a
Well Completion:	Flush mount	Lock Functioning:	n/a

ARCADIS

SHALLOW LOW-FLOW GROUNDWATER SAMPLING FORM

Project No.	30080642.401.01	Well ID	MW-40			Date	5-15-21
Project Name/Location	Ford LTP			Weather	63.0 degrees F and Partly Cloudy. The wind is blowing S at 3.4 mph.		
Measuring Pt. Description	Top of Casing	Screen Setting (ft-bmp)	15-20	Casing Diameter (in.)	2	Well Material	PVC
Static Water Level (ft-bmp)	10.56	Total Depth (ft-bmp)	19.25	Water Column (ft.)	8.69	Gallons in Well	1.41
		Pump Intake (ft-bmp)	17.50	Purge Method	Low-Flow	Sample Method	Grab
		Well Volumes Purged	0.92				
Sample Time: Label	9:06	Volume Purged	1.3 gallons	Replicate/Code No.	--	Sampled by	Gary Schafer
Purge Start	8:13						
Purge End	9:11						

Time	Minutes Elapsed between Readings	Flow Rate (mL/min) [100-300 mL/min]	Depth to Water (ft) [± 0.3]	Total Gallons Purged	pH [± 0.1]	Cond. (mS/cm) [± 3%]	Turbidity (NTU) [± 10%*]	DO (mg/L) [± 10%]	Temp. (°C) [± 3%]	Redox (mV) [± 10mV]	Appearance	
											Color	Odor
8:15	0	100	10.56	0.00	7.01	17.08	31.20	0.45	13.0	55.5	Brown, Turbid	No Odor
8:20	5	100	10.63	0.13	7.03	17.03	33.70	0.51	13.0	37.4	Turbid	No Odor
8:25	5	100	10.63	0.26	7.07	16.90	19.50	0.65	13.1	5.0	Clear	No Odor
8:30	5	100	10.63	0.39	7.09	16.78	10.50	0.84	13.2	-16.8	Clear	No Odor
8:35	5	100	10.63	0.52	7.10	16.70	7.53	0.90	13.3	-27.3	Clear	No Odor
8:40	5	100	10.63	0.65	7.11	16.67	6.45	1.00	13.4	-33.1	Clear	No Odor
8:45	5	100	10.63	0.78	7.12	16.63	3.95	1.13	13.4	-36.5	Clear	No Odor
8:50	5	100	10.63	0.91	7.13	16.55	3.48	1.17	13.5	-38.9	Clear	No Odor
8:55	5	100	10.63	1.04	7.13	16.52	3.22	1.11	11.7	-40.8	Clear	No Odor
9:00	5	100	10.63	1.17	7.13	16.46	2.21	1.05	11.7	-42.2	Clear	No Odor
9:05	5	100	10.63	1.30	7.13	16.50	2.59	1.05	11.7	-44.1	Clear	No Odor
--	--	--	--	--	--	--	--	--	--	--	--	--
--	--	--	--	--	--	--	--	--	--	--	--	--
--	--	--	--	--	--	--	--	--	--	--	--	--
--	--	--	--	--	--	--	--	--	--	--	--	--
--	--	--	--	--	--	--	--	--	--	--	--	--
--	--	--	--	--	--	--	--	--	--	--	--	--
--	--	--	--	--	--	--	--	--	--	--	--	--
--	--	--	--	--	--	--	--	--	--	--	--	--
--	--	--	--	--	--	--	--	--	--	--	--	--

* **Turbidity** < 50 NTU and ±10% or within 1 NTU of a previous reading when <10 NTU

Constituents Sampled	Container	Number	Preservative
1,1-DCE, cis-1,2-DCE, trans-1,2-DCE, PCE, TCE, VC	40 mL Glass	3	HCL
1,4-dioxane	40 mL Glass	3	HCL

Comments

None

Well Casing Volumes

Gallons/Foot — *1" = 0.04* | *1.25" = 0.06* | *1.5" = 0.09* | *2" = 0.16* | *2.5" = 0.26* | *3" = 0.37* | *3.5" = 0.50* | *4" = 0.65* | *6" = 1.47*

Well Information

Well Location:	Onsite East	Well Locked at Arrival:	n/a
Condition of Well:	Good	Well Locked at Departure:	n/a
Well Completion:	Flush mount	Lock Functioning:	n/a

ARCADIS

SHALLOW LOW-FLOW GROUNDWATER SAMPLING FORM

Project No.	30080642.401.01	Well ID	MW-41			Date	5-15-21
Project Name/Location	Ford LTP			Weather	63.0 degrees F and Partly Cloudy. The wind is blowing S at 3.4 mph.		
Measuring Pt. Description	Top of Casing	Screen Setting (ft-bmp)	16-21	Casing Diameter (in.)	2	Well Material	PVC
Static Water Level (ft-bmp)	9.68	Total Depth (ft-bmp)	20.89	Water Column (ft.)	11.21	Gallons in Well	1.82
		Pump Intake (ft-bmp)	18.50	Purge Method	Low-Flow	Sample Method	Grab
		Well Volumes Purged	0.88				
Sample Time: Label	11:54	Volume Purged	1.6 gallons	Replicate/Code No.	--	Sampled by	Shantel Johnson
Purge Start	11:07						
Purge End	23:58						

Time	Minutes Elapsed between Readings	Flow Rate (mL/min) [100-300 mL/min]	Depth to Water (ft) [± 0.3]	Total Gallons Purged	pH [± 0.1]	Cond. (mS/cm) [± 3%]	Turbidity (NTU) [± 10%*]	DO (mg/L) [± 10%]	Temp. (°C) [± 3%]	Redox (mV) [± 10mV]	Appearance	
											Color	Odor
11:10	0	150	9.86	0.00	7.30	20.29	33.10	1.24	14.9	-36.2	Clear	No Odor
11:15	5	150	9.86	0.20	7.30	20.39	33.30	0.51	14.6	-63.4	Clear	No Odor
11:20	5	150	9.88	0.40	7.34	20.38	24.00	0.18	14.4	-45.9	Clear	No Odor
11:25	5	150	9.87	0.60	7.30	20.37	22.00	0.03	14.1	-57.9	Clear	No Odor
11:30	5	150	9.87	0.80	7.30	20.33	13.30	0.01	14.3	-63.4	Clear	No Odor
11:35	5	150	9.87	1.00	7.30	20.30	9.57	0.01	14.0	-66.0	Clear	No Odor
11:40	5	150	9.87	1.20	7.30	20.31	5.98	0.01	14.0	-67.0	Clear	No Odor
11:45	5	150	9.87	1.40	7.31	20.28	6.59	0.00	14.0	-67.6	Clear	No Odor
11:50	5	150	9.87	1.60	7.31	20.26	6.60	0.02	14.0	-65.3	Clear	No Odor
--	--	--	--	--	--	--	--	--	--	--	--	--
--	--	--	--	--	--	--	--	--	--	--	--	--
--	--	--	--	--	--	--	--	--	--	--	--	--
--	--	--	--	--	--	--	--	--	--	--	--	--
--	--	--	--	--	--	--	--	--	--	--	--	--
--	--	--	--	--	--	--	--	--	--	--	--	--
--	--	--	--	--	--	--	--	--	--	--	--	--
--	--	--	--	--	--	--	--	--	--	--	--	--
--	--	--	--	--	--	--	--	--	--	--	--	--
--	--	--	--	--	--	--	--	--	--	--	--	--

* **Turbidity** < 50 NTU and ±10% or within 1 NTU of a previous reading when <10 NTU

Constituents Sampled	Container	Number	Preservative
1,1-DCE, cis-1,2-DCE, trans-1,2-DCE, PCE, TCE, VC	40 mL Glass	3	HCL
1,4-dioxane	40 mL Glass	3	HCL

Comments

None

Well Casing Volumes

Gallons/Foot — *1" = 0.04* | *1.25" = 0.06* | *1.5" = 0.09* | *2" = 0.16* | *2.5" = 0.26* | *3" = 0.37* | *3.5" = 0.50* | *4" = 0.65* | *6" = 1.47*

Well Information

Well Location:	Onsite East	Well Locked at Arrival:	n/a
Condition of Well:	Good	Well Locked at Departure:	n/a
Well Completion:	Flush mount	Lock Functioning:	n/a

ARCADIS

SHALLOW LOW-FLOW GROUNDWATER SAMPLING FORM

Project No.	30080642.401.01	Well ID	MW-42			Date	5-15-21
Project Name/Location		Ford LTP		Weather	69.1 degrees F and Partly Cloudy. The wind is blowing W at 3.4 mph.		
Measuring Pt. Description	Top of Casing	Screen Setting (ft-bmp)	16-21	Casing Diameter (in.)	2	Well Material	PVC
Static Water Level (ft-bmp)	8.96	Total Depth (ft-bmp)	20.45	Water Column (ft.)	11.49	Gallons in Well	1.87
		Pump Intake (ft-bmp)	18.50	Purge Method	Low-Flow	Sample Method	Grab
		Well Volumes Purged	0.73				
Sample Time: Label	12:20	Volume Purged	1.36 gallons	Replicate/Code No.	--	Sampled by	Emma Witherspoon
Purge Start	11:35						
Purge End	12:24						

Time	Minutes Elapsed between Readings	Flow Rate (mL/min) [100-300 mL/min]	Depth to Water (ft) [± 0.3]	Total Gallons Purged	pH [± 0.1]	Cond. (mS/cm) [± 3%]	Turbidity (NTU) [± 10%*]	DO (mg/L) [± 10%]	Temp. (°C) [± 3%]	Redox (mV) [± 10mV]	Appearance	
											Color	Odor
11:40	0	125	9.25	0.00	6.97	24.59	1.91	1.04	14.7	-114.3	Clear, Small Orange Particulates	Slight Odor
11:45	5	125	9.12	0.17	6.99	24.32	1.23	0.32	14.7	-122.0	Clear, Small Orange Particulates	Slight Odor
11:50	5	125	9.12	0.34	7.00	23.62	1.43	0.21	14.6	-124.6	Clear, Small Orange Particulates	Faint Odor
11:55	5	125	9.13	0.51	7.00	23.63	2.85	0.16	14.2	-126.0	Clear, Small Orange Particulates	Faint Odor
12:00	5	125	9.14	0.68	7.01	22.95	0.98	0.12	14.3	-127.8	Clear	Faint Odor
12:05	5	125	9.15	0.85	7.01	23.03	0.04	0.10	14.1	-129.4	Clear	No Odor
12:10	5	125	9.17	1.02	7.02	22.78	0.02	0.08	14.2	-131.2	Clear	Faint Odor
12:15	5	125	9.18	1.19	7.02	22.69	0.98	0.08	14.0	-132.6	Clear	Faint Odor
12:20	5	125	9.12	1.36	7.02	22.70	0.15	0.06	13.9	-132.9	Clear	Faint Odor
--	--	--	--	--	--	--	--	--	--	--	--	--
--	--	--	--	--	--	--	--	--	--	--	--	--
--	--	--	--	--	--	--	--	--	--	--	--	--
--	--	--	--	--	--	--	--	--	--	--	--	--
--	--	--	--	--	--	--	--	--	--	--	--	--
--	--	--	--	--	--	--	--	--	--	--	--	--
--	--	--	--	--	--	--	--	--	--	--	--	--
--	--	--	--	--	--	--	--	--	--	--	--	--
--	--	--	--	--	--	--	--	--	--	--	--	--
--	--	--	--	--	--	--	--	--	--	--	--	--
--	--	--	--	--	--	--	--	--	--	--	--	--

* **Turbidity** < 50 NTU and ±10% or within 1 NTU of a previous reading when <10 NTU

Constituents Sampled	Container	Number	Preservative
1,1-DCE, cis-1,2-DCE, trans-1,2-DCE, PCE, TCE, VC	40 mL Glass	3	HCL
1,4-dioxane	40 mL Glass	3	HCL

Comments

None

Well Casing Volumes

Gallons/Foot — *1" = 0.04* | *1.25" = 0.06* | *1.5" = 0.09* | *2" = 0.16* | *2.5" = 0.26* | *3" = 0.37* | *3.5" = 0.50* | *4" = 0.65* | *6" = 1.47*

Well Information

Well Location:	Onsite East	Well Locked at Arrival:	n/a
Condition of Well:	Good	Well Locked at Departure:	n/a
Well Completion:	Flush mount	Lock Functioning:	n/a

ARCADIS

SHALLOW LOW-FLOW GROUNDWATER SAMPLING FORM

Project No.	30080642.401.01	Well ID	MW-43			Date	5-15-21
Project Name/Location	Ford LTP			Weather	60.0 degrees F and Partly Cloudy. The wind is blowing W at 3.4 mph.		
Measuring Pt. Description	Top of Casing	Screen Setting (ft-bmp)	17-22	Casing Diameter (in.)	2	Well Material	PVC
Static Water Level (ft-bmp)	8.00	Total Depth (ft-bmp)	21.75	Water Column (ft.)	13.75	Gallons in Well	2.23
		Pump Intake (ft-bmp)	19.50	Purge Method	Low-Flow	Sample Method	Grab
		Well Volumes Purged	1.08				
Sample Time: Label	10:17	Volume Purged	2.4 gallons	Replicate/Code No.	MW-43-MS_051521, MW-43-MSD_051521	Sampled by	Julia McClafferty
Purge Start	9:11						
Purge End	10:28						

Time	Minutes Elapsed between Readings	Flow Rate (mL/min) [100-300 mL/min]	Depth to Water (ft) [± 0.3]	Total Gallons Purged	pH [± 0.1]	Cond. (mS/cm) [± 3%]	Turbidity (NTU) [± 10%*]	DO (mg/L) [± 10%]	Temp. (°C) [± 3%]	Redox (mV) [± 10mV]	Appearance	
											Color	Odor
9:13	0	150	8.13	0.00	7.36	12.87	25.40	1.39	13.9	-80.5	Clear, Small Orange Particulates	No Odor
9:18	5	150	8.13	0.20	7.32	13.18	30.00	0.85	14.5	-111.1	Clear, Small Orange Particulates	No Odor
9:23	5	150	8.13	0.40	7.33	13.21	25.10	0.32	14.2	-118.8	Clear, Small Orange Particulates	No Odor
9:28	5	150	8.13	0.60	7.33	13.25	29.80	0.25	14.3	-121.2	Clear, Small Orange Particulates	No Odor
9:33	5	150	8.13	0.80	7.32	13.31	21.80	0.28	14.8	-122.8	Clear, Small Orange Particulates	No Odor
9:38	5	150	8.13	1.00	7.31	13.35	24.10	0.35	15.1	-122.3	Clear, Small Orange Particulates	No Odor
9:43	5	150	8.13	1.20	7.32	13.27	28.40	0.27	15.0	-123.4	Clear, Small Orange Particulates	No Odor
9:48	5	150	8.13	1.40	7.33	13.21	29.80	0.28	15.0	-124.5	Clear, Small Orange Particulates	No Odor
9:53	5	150	8.13	1.60	7.31	13.19	26.80	0.22	15.0	-126.6	Clear, Small Orange Particulates	No Odor
9:58	5	150	8.13	1.80	7.33	13.15	10.20	0.25	14.9	-126.7	Clear	No Odor
10:03	5	150	8.13	2.00	7.33	13.19	6.58	0.20	14.7	-125.6	Clear	No Odor
10:08	5	150	8.13	2.20	7.33	13.20	5.45	0.14	14.6	-126.6	Clear	No Odor
10:13	5	150	8.13	2.40	7.32	13.18	9.04	0.15	14.7	-127.1	Clear	No Odor
--	--	--	--	--	--	--	--	--	--	--	--	--
--	--	--	--	--	--	--	--	--	--	--	--	--
--	--	--	--	--	--	--	--	--	--	--	--	--
--	--	--	--	--	--	--	--	--	--	--	--	--
--	--	--	--	--	--	--	--	--	--	--	--	--
--	--	--	--	--	--	--	--	--	--	--	--	--
--	--	--	--	--	--	--	--	--	--	--	--	--

* **Turbidity** < 50 NTU and ±10% or within 1 NTU of a previous reading when <10 NTU

Constituents Sampled	Container	Number	Preservative
1,1-DCE, cis-1,2-DCE, trans-1,2-DCE, PCE, TCE, VC	40 mL Glass	9	HCL
1,4-dioxane	40 mL Glass	9	HCL

Comments

None

Well Casing Volumes

Gallons/Foot — *1" = 0.04* | *1.25" = 0.06* | *1.5" = 0.09* | *2" = 0.16* | *2.5" = 0.26* | *3" = 0.37* | *3.5" = 0.50* | *4" = 0.65* | *6" = 1.47*

Well Information

Well Location:	Onsite; East	Well Locked at Arrival:	n/a
Condition of Well:	Good	Well Locked at Departure:	n/a
Well Completion:	Flush mount	Lock Functioning:	n/a

ARCADIS

SHALLOW LOW-FLOW GROUNDWATER SAMPLING FORM

Project No.	30080642.401.01	Well ID	MW-44			Date	5-12-21
Project Name/Location		Ford LTP		Weather	54.0 degrees F and Clear. The wind is blowing at 5.8 mph.		
Measuring Pt. Description	Top of Casing	Screen Setting (ft-bmp)	16-21	Casing Diameter (in.)	2	Well Material	PVC
Static Water Level (ft-bmp)	8.71	Total Depth (ft-bmp)	20.92	Water Column (ft.)	12.21	Gallons in Well	1.98
		Pump Intake (ft-bmp)	18.50	Purge Method	Low-Flow	Sample Method	Grab
		Well Volumes Purged	0.63				
Sample Time: Label	11:35	Volume Purged	1.24 gallons	Replicate/Code No.	--	Sampled by	Christina Weaver
Purge Start	11:02						
Purge End	11:40						

Time	Minutes Elapsed between Readings	Flow Rate (mL/min) [100-300 mL/min]	Depth to Water (ft) [± 0.3]	Total Gallons Purged	pH [± 0.1]	Cond. (mS/cm) [± 3%]	Turbidity (NTU) [± 10%*]	DO (mg/L) [± 10%]	Temp. (°C) [± 3%]	Redox (mV) [± 10mV]	Appearance	
											Color	Odor
11:04	0	170	8.89	0.00	7.17	8.45	0.02	0.90	13.0	-137.8	Clear	No Odor
11:09	5	170	8.89	0.22	7.11	8.47	0.02	0.40	12.9	-140.5	Clear	No Odor
11:14	5	150	8.85	0.44	7.08	8.51	0.02	0.25	12.8	-139.7	Clear	No Odor
11:19	5	150	8.85	0.64	7.07	8.53	0.02	0.26	12.8	-139.2	Clear	No Odor
11:24	5	150	8.85	0.84	7.07	8.54	0.02	0.25	12.8	-139.4	Clear	No Odor
11:29	5	150	8.85	1.04	7.08	8.56	0.02	0.20	12.8	-140.1	Clear	No Odor
11:34	5	150	8.85	1.24	7.08	8.55	0.02	0.17	12.9	-140.3	Clear	No Odor
--	--	--	--	--	--	--	--	--	--	--	--	--
--	--	--	--	--	--	--	--	--	--	--	--	--
--	--	--	--	--	--	--	--	--	--	--	--	--
--	--	--	--	--	--	--	--	--	--	--	--	--
--	--	--	--	--	--	--	--	--	--	--	--	--
--	--	--	--	--	--	--	--	--	--	--	--	--
--	--	--	--	--	--	--	--	--	--	--	--	--
--	--	--	--	--	--	--	--	--	--	--	--	--
--	--	--	--	--	--	--	--	--	--	--	--	--
--	--	--	--	--	--	--	--	--	--	--	--	--
--	--	--	--	--	--	--	--	--	--	--	--	--
--	--	--	--	--	--	--	--	--	--	--	--	--

* **Turbidity** < 50 NTU and ±10% or within 1 NTU of a previous reading when <10 NTU

Constituents Sampled	Container	Number	Preservative
1,1-DCE, cis-1,2-DCE, trans-1,2-DCE, PCE, TCE, VC	40 mL Glass	3	HCL
1,4-dioxane	40 mL Glass	3	HCL

Comments

Two broken thread tabs out of three. One is stripped. No bolts holding down but lid is flush

Well Casing Volumes

Gallons/Foot — *1" = 0.04* | *1.25" = 0.06* | *1.5" = 0.09* | *2" = 0.16* | *2.5" = 0.26* | *3" = 0.37* | *3.5" = 0.50* | *4" = 0.65* | *6" = 1.47*

Well Information

Well Location:	Onsite; Central	Well Locked at Arrival:	n/a
Condition of Well:	Broken thread tabs,Good,Missing bolts	Well Locked at Departure:	n/a
Well Completion:	Flush mount	Lock Functioning:	n/a

ARCADIS

SHALLOW LOW-FLOW GROUNDWATER SAMPLING FORM

Project No.	30080642.401.01	Well ID	MW-45			Date	5-11-21
Project Name/Location		Ford LTP		Weather	50.0 degrees F and Partly Cloudy. The wind is blowing N/NW at 13.9 mph.		
Measuring Pt. Description	Top of Casing	Screen Setting (ft-bmp)	15-20	Casing Diameter (in.)	2	Well Material	PVC
Static Water Level (ft-bmp)	11.52	Total Depth (ft-bmp)	19.66	Water Column (ft.)	8.14	Gallons in Well	1.32
		Pump Intake (ft-bmp)	17.50	Purge Method	Low-Flow	Sample Method	Grab
		Well Volumes Purged	0.69				
Sample Time: Label	13:30	Volume Purged	0.91 gallons	Replicate/Code No.	--	Sampled by	Emma Witherspoon
Purge Start	12:47						
Purge End	13:33						

Time	Minutes Elapsed between Readings	Flow Rate (mL/min) [100-300 mL/min]	Depth to Water (ft) [± 0.3]	Total Gallons Purged	pH [± 0.1]	Cond. (mS/cm) [± 3%]	Turbidity (NTU) [± 10%*]	DO (mg/L) [± 10%]	Temp. (°C) [± 3%]	Redox (mV) [± 10mV]	Appearance	
											Color	Odor
12:50	0	100	11.55	0.00	7.19	5.00	32.20	1.19	13.2	-104.6	Clear, Small Orange Particulates	Faint Odor
12:55	5	100	11.57	0.13	7.17	5.00	27.90	0.39	13.1	-103.4	Clear, Small Orange Particulates	Faint Odor
13:00	5	100	11.57	0.26	7.16	5.03	19.70	0.38	13.1	-103.3	Clear, Small Orange Particulates	Faint Odor
13:05	5	100	11.57	0.39	7.16	5.04	18.60	0.35	13.4	-103.3	Clear, Small Orange Particulates	Faint Odor
13:10	5	100	11.57	0.52	7.16	5.06	18.50	0.29	13.2	-102.8	Clear, Small Orange Particulates	Faint Odor
13:15	5	100	11.57	0.65	7.16	5.07	16.70	0.31	13.1	-103.0	Clear, Small Orange Particulates	Faint Odor
13:20	5	100	11.57	0.78	7.16	5.07	16.80	0.30	13.1	-102.8	Clear, Small Orange Particulates	Faint Odor
13:25	5	100	11.57	0.91	7.16	5.08	17.10	0.32	13.3	-102.7	Clear, Small Orange Particulates	Faint Odor
--	--	--	--	--	--	--	--	--	--	--	--	--
--	--	--	--	--	--	--	--	--	--	--	--	--
--	--	--	--	--	--	--	--	--	--	--	--	--
--	--	--	--	--	--	--	--	--	--	--	--	--
--	--	--	--	--	--	--	--	--	--	--	--	--
--	--	--	--	--	--	--	--	--	--	--	--	--
--	--	--	--	--	--	--	--	--	--	--	--	--
--	--	--	--	--	--	--	--	--	--	--	--	--
--	--	--	--	--	--	--	--	--	--	--	--	--
--	--	--	--	--	--	--	--	--	--	--	--	--
--	--	--	--	--	--	--	--	--	--	--	--	--

* **Turbidity** < 50 NTU and ±10% or within 1 NTU of a previous reading when <10 NTU

Constituents Sampled	Container	Number	Preservative
1,1-DCE, cis-1,2-DCE, trans-1,2-DCE, PCE, TCE, VC	40 mL Glass	3	HCL
1,4-dioxane	40 mL Glass	3	HCL

Comments

None

Well Casing Volumes

Gallons/Foot — *1" = 0.04* | *1.25" = 0.06* | *1.5" = 0.09* | *2" = 0.16* | *2.5" = 0.26* | *3" = 0.37* | *3.5" = 0.50* | *4" = 0.65* | *6" = 1.47*

Well Information

Well Location:	On-site; S of property	Well Locked at Arrival:	n/a
Condition of Well:	Good	Well Locked at Departure:	n/a
Well Completion:	Flush mount	Lock Functioning:	n/a

ARCADIS

SHALLOW LOW-FLOW GROUNDWATER SAMPLING FORM

Project No.	30080642.401.01	Well ID	MW-46			Date	5-7-21
Project Name/Location		Ford LTP		Weather	48.0 degrees F and Partly Cloudy. The wind is blowing W at 4.7 mph.		
Measuring Pt. Description	Top of Casing	Screen Setting (ft-bmp)	16-21	Casing Diameter (in.)	2	Well Material	PVC
Static Water Level (ft-bmp)	10.82	Total Depth (ft-bmp)	19.77	Water Column (ft.)	8.95	Gallons in Well	1.45
		Pump Intake (ft-bmp)	18.50	Purge Method	Low-Flow	Sample Method	Grab
		Well Volumes Purged	1.08				
Sample Time: Label	10:40	Volume Purged	1.56 gallons	Replicate/Code No.	--	Sampled by	Emma Witherspoon
Purge Start	9:39						
Purge End	10:47						

Time	Minutes Elapsed between Readings	Flow Rate (mL/min) [100-300 mL/min]	Depth to Water (ft) [± 0.3]	Total Gallons Purged	pH [± 0.1]	Cond. (mS/cm) [± 3%]	Turbidity (NTU) [± 10%*]	DO (mg/L) [± 10%]	Temp. (°C) [± 3%]	Redox (mV) [± 10mV]	Appearance	
											Color	Odor
9:40	0	100	11.27	0.00	7.55	2.46	56.80	2.08	13.1	189.2	Cloudy, Small Black Particulates	No Odor
9:45	5	100	11.30	0.13	7.54	2.46	45.00	0.81	13.2	76.0	Clear, Small Black Particulates	No Odor
9:50	5	100	11.35	0.26	7.49	2.63	32.40	0.39	13.3	40.0	Clear, Small Black Particulates	No Odor
9:55	5	100	11.40	0.39	7.59	3.08	25.90	0.26	13.3	9.0	Clear, Small Black Particulates	No Odor
10:00	5	100	11.46	0.52	7.60	3.23	21.70	0.30	13.3	-12.3	Clear, Small Brown Particulates	No Odor
10:05	5	100	11.45	0.65	7.62	3.77	15.20	0.15	13.2	-41.5	Clear, Small Brown Particulates	No Odor
10:10	5	100	11.50	0.78	7.61	4.31	11.10	0.11	13.1	-62.2	Clear, Small Brown Particulates	No Odor
10:15	5	100	11.52	0.91	7.61	4.88	9.49	0.12	13.1	-75.8	Clear, Small Brown Particulates	No Odor
10:20	5	100	11.52	1.04	7.58	5.55	8.55	0.22	13.2	-79.1	Clear, Small Brown Particulates	No Odor
10:25	5	100	11.52	1.17	7.56	6.05	6.89	0.10	13.0	-87.6	Clear, Small Brown Particulates	No Odor
10:30	5	100	11.52	1.30	7.54	6.58	6.32	0.08	13.0	-91.2	Clear, Small Brown Particulates	No Odor
10:35	5	100	11.52	1.43	7.52	6.90	5.59	0.07	13.0	-92.2	Clear, Small Brown Particulates	No Odor
10:40	5	100	11.52	1.56	7.50	7.19	4.98	0.09	13.0	-91.0	Clear	No Odor
--	--	--	--	--	--	--	--	--	--	--	--	--
--	--	--	--	--	--	--	--	--	--	--	--	--
--	--	--	--	--	--	--	--	--	--	--	--	--
--	--	--	--	--	--	--	--	--	--	--	--	--
--	--	--	--	--	--	--	--	--	--	--	--	--
--	--	--	--	--	--	--	--	--	--	--	--	--
--	--	--	--	--	--	--	--	--	--	--	--	--

* **Turbidity** < 50 NTU and ±10% or within 1 NTU of a previous reading when <10 NTU

Constituents Sampled	Container	Number	Preservative
1,1-DCE, cis-1,2-DCE, trans-1,2-DCE, PCE, TCE, VC	40 mL Glass	3	HCL
1,4-dioxane	40 mL Glass	3	HCL

Comments

One broken thread tab, 2 missing bolts

Well Casing Volumes

Gallons/Foot — *1" = 0.04* | *1.25" = 0.06* | *1.5" = 0.09* | *2" = 0.16* | *2.5" = 0.26* | *3" = 0.37* | *3.5" = 0.50* | *4" = 0.65* | *6" = 1.47*

Well Information

Well Location:	Onsite; E of property	Well Locked at Arrival:	n/a
Condition of Well:	Broken thread tabs,Fair,Missing bolts	Well Locked at Departure:	n/a
Well Completion:	Flush mount	Lock Functioning:	n/a

ARCADIS

SHALLOW LOW-FLOW GROUNDWATER SAMPLING FORM

Project No.	30080642.401.01	Well ID	MW-47			Date	5-5-21
Project Name/Location	Ford LTP			Weather	51.1 degrees F and Cloudy. The wind is blowing N at 6.9 mph.		
Measuring Pt. Description	Top of Casing	Screen Setting (ft-bmp)	16-21	Casing Diameter (in.)	2	Well Material	PVC
Static Water Level (ft-bmp)	10.41	Total Depth (ft-bmp)	19.96	Water Column (ft.)	9.55	Gallons in Well	1.55
		Pump Intake (ft-bmp)	18.50	Purge Method	Low-Flow	Sample Method	Grab
		Well Volumes Purged	0.99				
Sample Time: Label	15:40	Volume Purged	1.53 gallons	Replicate/Code No.	DUP-03	Sampled by	Emma Witherspoon
Purge Start	14:49						
Purge End	15:46						

Time	Minutes Elapsed between Readings	Flow Rate (mL/min) [100-300 mL/min]	Depth to Water (ft) [± 0.3]	Total Gallons Purged	pH [± 0.1]	Cond. (mS/cm) [± 3%]	Turbidity (NTU) [± 10%*]	DO (mg/L) [± 10%]	Temp. (°C) [± 3%]	Redox (mV) [± 10mV]	Appearance	
											Color	Odor
14:50	0	125	10.67	0.00	7.47	16.65	35.70	2.00	13.6	63.7	Cloudy, Small Orange Particulates	No Odor
14:55	5	125	10.58	0.17	7.15	16.83	26.90	1.54	13.5	36.0	Cloudy, Small Orange Particulates	No Odor
15:00	5	125	10.60	0.34	7.13	16.83	20.10	1.05	13.7	21.3	Cloudy, Small Orange Particulates	No Odor
15:05	5	125	10.60	0.51	7.12	16.87	16.30	0.80	13.9	2.0	Cloudy, Small Orange Particulates	No Odor
15:10	5	125	10.60	0.68	7.13	16.86	13.30	0.73	13.9	-10.6	Clear	No Odor
15:15	5	125	10.60	0.85	7.12	16.80	11.90	0.46	13.5	-21.3	Clear	No Odor
15:20	5	125	10.60	1.02	7.12	16.78	9.19	0.42	13.8	-27.0	Clear	No Odor
15:25	5	125	10.60	1.19	7.13	16.73	8.07	0.44	14.2	-32.4	Clear	No Odor
15:30	5	125	10.60	1.36	7.13	16.74	7.64	0.41	14.5	-38.5	Clear	No Odor
15:35	5	125	10.60	1.53	7.13	16.69	7.75	0.32	14.3	-39.4	Clear	No Odor
--	--	--	--	--	--	--	--	--	--	--	--	--
--	--	--	--	--	--	--	--	--	--	--	--	--
--	--	--	--	--	--	--	--	--	--	--	--	--
--	--	--	--	--	--	--	--	--	--	--	--	--
--	--	--	--	--	--	--	--	--	--	--	--	--
--	--	--	--	--	--	--	--	--	--	--	--	--
--	--	--	--	--	--	--	--	--	--	--	--	--
--	--	--	--	--	--	--	--	--	--	--	--	--
--	--	--	--	--	--	--	--	--	--	--	--	--

* **Turbidity** < 50 NTU and ±10% or within 1 NTU of a previous reading when <10 NTU

Constituents Sampled	Container	Number	Preservative
1,1-DCE, cis-1,2-DCE, trans-1,2-DCE, PCE, TCE, VC	40 mL Glass	6	HCL
1,4-dioxane	40 mL Glass	6	HCL

Comments

All threads broken off; no bolts

Well Casing Volumes

Gallons/Foot — *1" = 0.04* | *1.25" = 0.06* | *1.5" = 0.09* | *2" = 0.16* | *2.5" = 0.26* | *3" = 0.37* | *3.5" = 0.50* | *4" = 0.65* | *6" = 1.47*

Well Information

Well Location:	Onsite; E of property	Well Locked at Arrival:	n/a
Condition of Well:	Broken thread tabs,Fair,Missing bolts	Well Locked at Departure:	n/a
Well Completion:	Flush mount	Lock Functioning:	n/a

ARCADIS

SHALLOW LOW-FLOW GROUNDWATER SAMPLING FORM

Project No.	30080642.401.01	Well ID	MW-48			Date	5-5-21
Project Name/Location	Ford LTP			Weather	45.0 degrees F and Cloudy. The wind is blowing N/NW at 10.3 mph.		
Measuring Pt. Description	Top of Casing	Screen Setting (ft-bmp)	17-22	Casing Diameter (in.)	2	Well Material	PVC
Static Water Level (ft-bmp)	9.55	Total Depth (ft-bmp)	20.30	Water Column (ft.)	10.75	Gallons in Well	1.75
		Pump Intake (ft-bmp)	19.50	Purge Method	Low-Flow	Sample Method	Grab
		Well Volumes Purged	1.37				
Sample Time: Label	12:00	Volume Purged	2.4 gallons	Replicate/Code No.	--	Sampled by	Emma Witherspoon
Purge Start	10:55						
Purge End	12:05						

Time	Minutes Elapsed between Readings	Flow Rate (mL/min) [100-300 mL/min]	Depth to Water (ft) [± 0.3]	Total Gallons Purged	pH [± 0.1]	Cond. (mS/cm) [± 3%]	Turbidity (NTU) [± 10%*]	DO (mg/L) [± 10%]	Temp. (°C) [± 3%]	Redox (mV) [± 10mV]	Appearance	
											Color	Odor
11:00	0	150	10.18	0.00	7.46	27.26	79.50	7.74	12.2	144.1	Cloudy, Small Brown Particulates	No Odor
11:05	5	150	10.20	0.20	7.39	27.21	75.50	7.05	12.3	135.6	Cloudy, Small Brown Particulates	No Odor
11:10	5	150	10.22	0.40	7.38	27.00	66.10	6.50	12.3	112.6	Cloudy, Small Brown Particulates	No Odor
11:15	5	150	10.22	0.60	7.38	26.93	43.20	5.49	12.1	100.2	Cloudy, Small Brown Particulates	No Odor
11:20	5	150	10.22	0.80	7.39	26.80	29.60	4.97	12.1	85.3	Clear, Small Brown Particulates	No Odor
11:25	5	150	10.22	1.00	7.39	26.50	45.20	4.70	12.2	73.2	Cloudy, Small Brown Particulates	No Odor
11:30	5	150	10.22	1.20	7.40	26.00	19.60	4.57	12.1	62.8	Clear, Small Brown Particulates	No Odor
11:35	5	150	10.22	1.40	7.41	25.35	14.10	4.28	12.1	53.6	Clear, Small Brown Particulates	No Odor
11:40	5	150	10.22	1.60	7.42	25.08	11.20	4.15	12.2	50.4	Clear, Small Brown Particulates	No Odor
11:45	5	150	10.22	1.80	7.42	24.50	15.10	3.97	12.2	43.0	Clear	No Odor
11:50	5	150	10.22	2.00	7.42	24.21	8.91	3.88	12.2	39.6	Clear	No Odor
11:55	5	150	10.22	2.20	7.42	23.86	6.89	3.70	12.3	35.4	Clear, Small Brown Particulates	No Odor
12:00	5	150	10.22	2.40	7.42	23.56	7.82	2.30	12.3	32.5	Clear, Small Brown Particulates	No Odor
--	--	--	--	--	--	--	--	--	--	--	--	--
--	--	--	--	--	--	--	--	--	--	--	--	--
--	--	--	--	--	--	--	--	--	--	--	--	--
--	--	--	--	--	--	--	--	--	--	--	--	--
--	--	--	--	--	--	--	--	--	--	--	--	--
--	--	--	--	--	--	--	--	--	--	--	--	--
--	--	--	--	--	--	--	--	--	--	--	--	--

* **Turbidity** < 50 NTU and ±10% or within 1 NTU of a previous reading when <10 NTU

Constituents Sampled	Container	Number	Preservative
1,1-DCE, cis-1,2-DCE, trans-1,2-DCE, PCE, TCE, VC	40 mL Glass	3	HCL
1,4-dioxane	40 mL Glass	3	HCL

Comments

One broken off thread tab, three missing bolts

Well Casing Volumes

Gallons/Foot — *1" = 0.04* | *1.25" = 0.06* | *1.5" = 0.09* | *2" = 0.16* | *2.5" = 0.26* | *3" = 0.37* | *3.5" = 0.50* | *4" = 0.65* | *6" = 1.47*

Well Information

Well Location:	On-site; E of property	Well Locked at Arrival:	n/a
Condition of Well:	Broken thread tabs,Fair,Missing bolts	Well Locked at Departure:	n/a
Well Completion:	Flush mount	Lock Functioning:	n/a

ARCADIS

SHALLOW LOW-FLOW GROUNDWATER SAMPLING FORM

Project No.	30080642.401.01	Well ID	MW-49			Date	5-7-21
Project Name/Location		Ford LTP		Weather	54.0 degrees F and Mostly Cloudy. The wind is blowing S/SW at 6.9 mph.		
Measuring Pt. Description	Top of Casing	Screen Setting (ft-bmp)	12.5-17.5	Casing Diameter (in.)	2	Well Material	PVC
Static Water Level (ft-bmp)	7.06	Total Depth (ft-bmp)	17.15	Water Column (ft.)	10.09	Gallons in Well	1.64
		Pump Intake (ft-bmp)	15.00	Purge Method	Low-Flow	Sample Method	Grab
		Well Volumes Purged	0.95				
Sample Time: Label	14:45	Volume Purged	1.56 gallons	Replicate/Code No.	--	Sampled by	Emma Witherspoon
Purge Start	13:44						
Purge End	14:53						

Time	Minutes Elapsed between Readings	Flow Rate (mL/min) [100-300 mL/min]	Depth to Water (ft) [± 0.3]	Total Gallons Purged	pH [± 0.1]	Cond. (mS/cm) [± 3%]	Turbidity (NTU) [± 10%*]	DO (mg/L) [± 10%]	Temp. (°C) [± 3%]	Redox (mV) [± 10mV]	Appearance	
											Color	Odor
13:45	0	100	7.21	0.00	6.90	10.72	73.20	0.92	14.0	-55.2	Cloudy, Small Orange Particulates	No Odor
13:50	5	100	7.21	0.13	6.88	10.51	73.00	0.49	13.9	-58.0	Cloudy, Small Orange Particulates	No Odor
13:55	5	100	7.21	0.26	6.87	10.15	56.10	0.32	13.8	-61.9	Cloudy, Small Orange Particulates	No Odor
14:00	5	100	7.21	0.39	6.87	9.77	37.40	0.23	13.7	-66.9	Cloudy, Small Orange Particulates	No Odor
14:05	5	100	7.21	0.52	6.87	9.49	34.10	0.19	13.7	-70.0	Cloudy, Small Orange Particulates	No Odor
14:10	5	100	7.21	0.65	6.87	9.26	22.70	0.19	13.6	-72.3	Cloudy, Small Orange Particulates	No Odor
14:15	5	100	7.21	0.78	6.87	9.05	41.30	0.15	13.6	-74.3	Cloudy, Small Orange Particulates	No Odor
14:20	5	100	7.21	0.91	6.86	8.80	28.80	0.14	13.4	-75.6	Clear, Small Orange Particulates	No Odor
14:25	5	100	7.21	1.04	6.86	8.60	26.80	0.12	12.6	-76.1	Clear, Small Orange Particulates	No Odor
14:30	5	100	7.21	1.17	6.86	8.49	17.10	0.10	12.4	-76.5	Clear, Small Orange Particulates	No Odor
14:35	5	100	7.21	1.30	6.86	8.39	25.50	0.10	12.5	-76.1	Clear, Small Orange Particulates	No Odor
14:40	5	100	7.21	1.43	6.86	8.56	36.30	0.12	12.5	-74.8	Clear, Small Orange Particulates	No Odor
14:45	5	100	7.21	1.56	6.86	8.54	47.20	0.35	12.6	-74.3	Clear, Small Orange Particulates	No Odor
--	--	--	--	--	--	--	--	--	--	--	--	--
--	--	--	--	--	--	--	--	--	--	--	--	--
--	--	--	--	--	--	--	--	--	--	--	--	--
--	--	--	--	--	--	--	--	--	--	--	--	--
--	--	--	--	--	--	--	--	--	--	--	--	--
--	--	--	--	--	--	--	--	--	--	--	--	--
--	--	--	--	--	--	--	--	--	--	--	--	--

* **Turbidity** < 50 NTU and ±10% or within 1 NTU of a previous reading when <10 NTU

Constituents Sampled	Container	Number	Preservative
1,1-DCE, cis-1,2-DCE, trans-1,2-DCE, PCE, TCE, VC	40 mL Glass	3	HCL
1,4-dioxane	40 mL Glass	3	HCL

Comments

None

Well Casing Volumes

Gallons/Foot — *1" = 0.04* | *1.25" = 0.06* | *1.5" = 0.09* | *2" = 0.16* | *2.5" = 0.26* | *3" = 0.37* | *3.5" = 0.50* | *4" = 0.65* | *6" = 1.47*

Well Information

Well Location:	Onsite; S of property	Well Locked at Arrival:	n/a
Condition of Well:	Good	Well Locked at Departure:	n/a
Well Completion:	Flush mount	Lock Functioning:	n/a

ARCADIS

SHALLOW LOW-FLOW GROUNDWATER SAMPLING FORM

Project No.	30080642.401.01	Well ID	MW-50			Date	5-7-21
Project Name/Location	Ford LTP			Weather	48.0 degrees F and Partly Cloudy. The wind is blowing W at 4.7 mph.		
Measuring Pt. Description	Top of Casing	Screen Setting (ft-bmp)	16-21	Casing Diameter (in.)	2	Well Material	PVC
Static Water Level (ft-bmp)	7.80	Total Depth (ft-bmp)	18.80	Water Column (ft.)	11.00	Gallons in Well	1.79
		Pump Intake (ft-bmp)	18.50	Purge Method	Low-Flow	Sample Method	Grab
		Well Volumes Purged	1.02				
Sample Time: Label	10:55	Volume Purged	1.83 gallons	Replicate/Code No.	--	Sampled by	Christina Weaver
Purge Start	10:15						
Purge End	11:00						

Time	Minutes Elapsed between Readings	Flow Rate (mL/min) [100-300 mL/min]	Depth to Water (ft) [± 0.3]	Total Gallons Purged	pH [± 0.1]	Cond. (mS/cm) [± 3%]	Turbidity (NTU) [± 10%*]	DO (mg/L) [± 10%]	Temp. (°C) [± 3%]	Redox (mV) [± 10mV]	Appearance	
											Color	Odor
10:16	0	200	8.29	0.00	7.34	1.81	52.20	2.17	13.2	-11.3	Clear, Small Black Particulates	No Odor
10:21	5	200	8.29	0.26	7.15	2.81	21.50	2.80	13.0	-30.7	Clear, Small Orange Particulates	No Odor
10:26	5	200	8.30	0.53	7.12	3.27	15.80	0.80	13.1	-29.9	Clear, Small Orange Particulates	No Odor
10:31	5	200	8.30	0.79	7.10	3.72	19.30	0.58	12.9	-29.0	Clear	No Odor
10:36	5	200	8.30	1.05	7.09	3.97	4.98	0.47	13.1	-28.0	Clear	No Odor
10:41	5	200	8.30	1.31	7.09	4.12	2.31	0.41	13.2	-27.8	Clear	No Odor
10:46	5	200	8.30	1.57	7.08	4.21	1.47	0.37	13.2	-24.8	Clear	No Odor
10:51	5	200	8.30	1.83	7.08	4.24	0.89	0.30	13.4	-25.4	Clear	No Odor
--	--	--	--	--	--	--	--	--	--	--	--	--
--	--	--	--	--	--	--	--	--	--	--	--	--
--	--	--	--	--	--	--	--	--	--	--	--	--
--	--	--	--	--	--	--	--	--	--	--	--	--
--	--	--	--	--	--	--	--	--	--	--	--	--
--	--	--	--	--	--	--	--	--	--	--	--	--
--	--	--	--	--	--	--	--	--	--	--	--	--
--	--	--	--	--	--	--	--	--	--	--	--	--
--	--	--	--	--	--	--	--	--	--	--	--	--
--	--	--	--	--	--	--	--	--	--	--	--	--
--	--	--	--	--	--	--	--	--	--	--	--	--

* **Turbidity** < 50 NTU and ±10% or within 1 NTU of a previous reading when <10 NTU

Constituents Sampled	Container	Number	Preservative
1,1-DCE, cis-1,2-DCE, trans-1,2-DCE, PCE, TCE, VC	40 mL Glass	3	HCL
1,4-dioxane	40 mL Glass	3	HCL

Comments

None

Well Casing Volumes

Gallons/Foot — *1" = 0.04* | *1.25" = 0.06* | *1.5" = 0.09* | *2" = 0.16* | *2.5" = 0.26* | *3" = 0.37* | *3.5" = 0.50* | *4" = 0.65* | *6" = 1.47*

Well Information

Well Location:	Onsite North	Well Locked at Arrival:	n/a
Condition of Well:	Good	Well Locked at Departure:	n/a
Well Completion:	Flush mount	Lock Functioning:	n/a

ARCADIS

SHALLOW LOW-FLOW GROUNDWATER SAMPLING FORM

Project No.	30080642.401.01	Well ID	MW-51			Date	5-6-21
Project Name/Location		Ford LTP		Weather	53.1 degrees F and Mostly Cloudy. The wind is blowing S at 4.7 mph.		
Measuring Pt. Description	Top of Casing	Screen Setting (ft-bmp)	15-20	Casing Diameter (in.)	2	Well Material	PVC
Static Water Level (ft-bmp)	7.87	Total Depth (ft-bmp)	18.90	Water Column (ft.)	11.03	Gallons in Well	1.79
		Pump Intake (ft-bmp)	17.50	Purge Method	Low-Flow	Sample Method	Grab
		Well Volumes Purged	0.84				
Sample Time: Label	12:05	Volume Purged	1.5 gallons	Replicate/Code No.	--	Sampled by	Christina Weaver
Purge Start	10:28						
Purge End	12:10						

Time	Minutes Elapsed between Readings	Flow Rate (mL/min) [100-300 mL/min]	Depth to Water (ft) [± 0.3]	Total Gallons Purged	pH [± 0.1]	Cond. (mS/cm) [± 3%]	Turbidity (NTU) [± 10%*]	DO (mg/L) [± 10%]	Temp. (°C) [± 3%]	Redox (mV) [± 10mV]	Appearance	
											Color	Odor
11:30	0	190	8.00	0.00	7.88	1.62	6.75	1.58	10.5	-4.7	Clear	No Odor
11:35	5	190	8.00	0.25	7.76	1.80	0.16	0.27	10.3	-70.8	Clear	No Odor
11:40	5	190	8.00	0.50	7.72	1.88	0.02	0.19	10.3	-79.3	Clear	No Odor
11:45	5	190	8.00	0.75	7.71	1.86	0.02	0.15	10.3	-86.3	Clear	No Odor
11:50	5	190	8.00	1.00	7.69	1.82	0.02	0.12	10.3	-89.0	Clear	No Odor
11:55	5	190	8.00	1.25	7.70	1.78	0.02	0.11	10.2	-92.4	Clear	No Odor
12:00	5	190	8.00	1.50	7.70	1.77	0.02	0.13	10.2	-94.4	Clear	No Odor
--	--	--	--	--	--	--	--	--	--	--	--	--
--	--	--	--	--	--	--	--	--	--	--	--	--
--	--	--	--	--	--	--	--	--	--	--	--	--
--	--	--	--	--	--	--	--	--	--	--	--	--
--	--	--	--	--	--	--	--	--	--	--	--	--
--	--	--	--	--	--	--	--	--	--	--	--	--
--	--	--	--	--	--	--	--	--	--	--	--	--
--	--	--	--	--	--	--	--	--	--	--	--	--
--	--	--	--	--	--	--	--	--	--	--	--	--
--	--	--	--	--	--	--	--	--	--	--	--	--
--	--	--	--	--	--	--	--	--	--	--	--	--
--	--	--	--	--	--	--	--	--	--	--	--	--

* **Turbidity** < 50 NTU and ±10% or within 1 NTU of a previous reading when <10 NTU

Constituents Sampled	Container	Number	Preservative
1,1-DCE, cis-1,2-DCE, trans-1,2-DCE, PCE, TCE, VC	40 mL Glass	3	HCL
1,4-dioxane	40 mL Glass	3	HCL

Comments

None

Well Casing Volumes

Gallons/Foot — *1" = 0.04* | *1.25" = 0.06* | *1.5" = 0.09* | *2" = 0.16* | *2.5" = 0.26* | *3" = 0.37* | *3.5" = 0.50* | *4" = 0.65* | *6" = 1.47*

Well Information

Well Location:	Onsite Central	Well Locked at Arrival:	n/a
Condition of Well:	Good	Well Locked at Departure:	n/a
Well Completion:	Flush mount	Lock Functioning:	n/a

ARCADIS

SHALLOW LOW-FLOW GROUNDWATER SAMPLING FORM

Project No.	30080642.401.01	Well ID	MW-52			Date	5-15-21
Project Name/Location		Ford LTP		Weather	60.0 degrees F and Partly Cloudy. The wind is blowing W at 3.4 mph.		
Measuring Pt. Description	Top of Casing	Screen Setting (ft-bmp)	15-20	Casing Diameter (in.)	2	Well Material	PVC
Static Water Level (ft-bmp)	8.14	Total Depth (ft-bmp)	19.74	Water Column (ft.)	11.60	Gallons in Well	1.88
		Pump Intake (ft-bmp)	17.50	Purge Method	Low-Flow	Sample Method	Grab
		Well Volumes Purged	0.74				
Sample Time: Label	8:48	Volume Purged	1.4 gallons	Replicate/Code No.	--	Sampled by	Julia McClafferty
Purge Start	8:08						
Purge End	8:52						

Time	Minutes Elapsed between Readings	Flow Rate (mL/min) [100-300 mL/min]	Depth to Water (ft) [± 0.3]	Total Gallons Purged	pH [± 0.1]	Cond. (mS/cm) [± 3%]	Turbidity (NTU) [± 10%*]	DO (mg/L) [± 10%]	Temp. (°C) [± 3%]	Redox (mV) [± 10mV]	Appearance	
											Color	Odor
8:09	0	150	8.19	0.00	7.49	9.12	83.20	1.88	13.0	-40.0	Clear, Small Orange Particulates	No Odor
8:14	5	150	8.20	0.20	7.21	9.14	51.80	0.44	12.9	-96.7	Clear, Small Orange Particulates	No Odor
8:19	5	150	8.20	0.40	7.23	9.17	55.80	0.35	12.9	-103.3	Clear, Small Orange Particulates	No Odor
8:24	5	150	8.20	0.60	7.28	9.10	60.80	0.19	13.0	-101.3	Clear, Small Orange Particulates	No Odor
8:29	5	150	8.20	0.80	7.36	9.25	57.60	0.20	13.1	-106.2	Clear, Small Orange Particulates	No Odor
8:34	5	150	8.20	1.00	7.34	9.02	46.60	0.21	13.3	-103.7	Clear, Small Orange Particulates	No Odor
8:39	5	150	8.20	1.20	7.34	9.03	47.00	0.20	13.4	-107.7	Clear, Small Orange Particulates	No Odor
8:44	5	150	8.20	1.40	7.30	9.08	43.40	0.17	13.4	-108.6	Clear, Small Orange Particulates	No Odor
--	--	--	--	--	--	--	--	--	--	--	--	--
--	--	--	--	--	--	--	--	--	--	--	--	--
--	--	--	--	--	--	--	--	--	--	--	--	--
--	--	--	--	--	--	--	--	--	--	--	--	--
--	--	--	--	--	--	--	--	--	--	--	--	--
--	--	--	--	--	--	--	--	--	--	--	--	--
--	--	--	--	--	--	--	--	--	--	--	--	--
--	--	--	--	--	--	--	--	--	--	--	--	--
--	--	--	--	--	--	--	--	--	--	--	--	--
--	--	--	--	--	--	--	--	--	--	--	--	--
--	--	--	--	--	--	--	--	--	--	--	--	--

* **Turbidity** < 50 NTU and ±10% or within 1 NTU of a previous reading when <10 NTU

Constituents Sampled	Container	Number	Preservative
1,1-DCE, cis-1,2-DCE, trans-1,2-DCE, PCE, TCE, VC	40 mL Glass	3	HCL
1,4-dioxane	40 mL Glass	3	HCL

Comments

None

Well Casing Volumes

Gallons/Foot — *1" = 0.04* | *1.25" = 0.06* | *1.5" = 0.09* | *2" = 0.16* | *2.5" = 0.26* | *3" = 0.37* | *3.5" = 0.50* | *4" = 0.65* | *6" = 1.47*

Well Information

Well Location:	Onsite; East	Well Locked at Arrival:	n/a
Condition of Well:	Good	Well Locked at Departure:	n/a
Well Completion:	Flush mount	Lock Functioning:	n/a

ARCADIS

SHALLOW LOW-FLOW GROUNDWATER SAMPLING FORM

Project No.	30080642.401.01	Well ID	MW-53			Date	5-6-21
Project Name/Location	Ford LTP			Weather	51.1 degrees F and Mostly Cloudy. The wind is blowing S at 3.4 mph.		
Measuring Pt. Description	Top of Casing	Screen Setting (ft-bmp)	16-21	Casing Diameter (in.)	2	Well Material	PVC
Static Water Level (ft-bmp)	7.79	Total Depth (ft-bmp)	20.64	Water Column (ft.)	12.85	Gallons in Well	2.09
		Pump Intake (ft-bmp)	18.50	Purge Method	Low-Flow	Sample Method	Grab
		Well Volumes Purged	0.75				
Sample Time: Label	10:55	Volume Purged	1.56 gallons	Replicate/Code No.	--	Sampled by	Christina Weaver
Purge Start	10:19						
Purge End	11:00						

Time	Minutes Elapsed between Readings	Flow Rate (mL/min) [100-300 mL/min]	Depth to Water (ft) [± 0.3]	Total Gallons Purged	pH [± 0.1]	Cond. (mS/cm) [± 3%]	Turbidity (NTU) [± 10%*]	DO (mg/L) [± 10%]	Temp. (°C) [± 3%]	Redox (mV) [± 10mV]	Appearance	
											Color	Odor
10:21	0	200	8.17	0.00	7.37	6.14	10.30	1.10	11.9	-32.6	Clear, Small White Particulates	No Odor
10:26	5	200	8.24	0.26	7.36	6.16	8.21	0.42	11.9	-59.5	Clear, Small White Particulates	No Odor
10:31	5	200	8.26	0.52	7.37	6.13	6.46	0.25	11.8	-61.5	Clear, Small White Particulates	No Odor
10:36	5	200	8.26	0.78	7.38	6.03	3.23	0.28	11.8	-60.3	Clear	No Odor
10:41	5	200	8.26	1.04	7.39	5.96	2.78	0.30	11.7	-56.8	Clear	No Odor
10:46	5	200	8.26	1.30	7.39	5.91	1.71	0.32	11.8	-53.5	Clear	No Odor
10:51	5	200	8.26	1.56	7.39	5.93	0.78	0.29	11.8	-53.9	Clear	No Odor
--	--	--	--	--	--	--	--	--	--	--	--	--
--	--	--	--	--	--	--	--	--	--	--	--	--
--	--	--	--	--	--	--	--	--	--	--	--	--
--	--	--	--	--	--	--	--	--	--	--	--	--
--	--	--	--	--	--	--	--	--	--	--	--	--
--	--	--	--	--	--	--	--	--	--	--	--	--
--	--	--	--	--	--	--	--	--	--	--	--	--
--	--	--	--	--	--	--	--	--	--	--	--	--
--	--	--	--	--	--	--	--	--	--	--	--	--
--	--	--	--	--	--	--	--	--	--	--	--	--
--	--	--	--	--	--	--	--	--	--	--	--	--
--	--	--	--	--	--	--	--	--	--	--	--	--

* **Turbidity** < 50 NTU and ±10% or within 1 NTU of a previous reading when <10 NTU

Constituents Sampled	Container	Number	Preservative
1,1-DCE, cis-1,2-DCE, trans-1,2-DCE, PCE, TCE, VC	40 mL Glass	3	HCL
1,4-dioxane	40 mL Glass	3	HCL

Comments

None

Well Casing Volumes

Gallons/Foot — *1" = 0.04* | *1.25" = 0.06* | *1.5" = 0.09* | *2" = 0.16* | *2.5" = 0.26* | *3" = 0.37* | *3.5" = 0.50* | *4" = 0.65* | *6" = 1.47*

Well Information

Well Location:	Onsite North	Well Locked at Arrival:	n/a
Condition of Well:	Good	Well Locked at Departure:	n/a
Well Completion:	Flush mount	Lock Functioning:	n/a

ARCADIS

SHALLOW LOW-FLOW GROUNDWATER SAMPLING FORM

Project No.	30080642.401.01	Well ID	MW-54			Date	5-6-21
Project Name/Location		Ford LTP		Weather	54.0 degrees F and Cloudy. The wind is blowing S/SE at 6.9 mph.		
Measuring Pt. Description	Top of Casing	Screen Setting (ft-bmp)	16-21	Casing Diameter (in.)	2	Well Material	PVC
Static Water Level (ft-bmp)	7.85	Total Depth (ft-bmp)	20.85	Water Column (ft.)	13.00	Gallons in Well	2.11
		Pump Intake (ft-bmp)	18.50	Purge Method	Low-Flow	Sample Method	Grab
		Well Volumes Purged	0.68				
Sample Time: Label	13:35	Volume Purged	1.44 gallons	Replicate/Code No.	--	Sampled by	Christina Weaver
Purge Start	12:58						
Purge End	13:40						

Time	Minutes Elapsed between Readings	Flow Rate (mL/min) [100-300 mL/min]	Depth to Water (ft) [± 0.3]	Total Gallons Purged	pH [± 0.1]	Cond. (mS/cm) [± 3%]	Turbidity (NTU) [± 10%*]	DO (mg/L) [± 10%]	Temp. (°C) [± 3%]	Redox (mV) [± 10mV]	Appearance	
											Color	Odor
13:00	0	180	8.21	0.00	7.93	9.93	13.20	0.99	10.6	-140.3	Clear	No Odor
13:05	5	180	8.38	0.24	7.84	9.97	13.30	0.57	10.6	137.5	Clear	No Odor
13:10	5	180	8.32	0.48	7.58	9.93	8.10	0.26	10.6	-137.6	Clear	No Odor
13:15	5	180	8.28	0.72	7.50	9.90	5.29	0.24	10.6	-133.4	Clear	No Odor
13:20	5	180	8.21	0.96	7.49	9.88	2.87	0.25	10.6	-135.3	Clear	No Odor
13:25	5	180	8.21	1.20	7.50	9.93	1.32	0.22	10.5	-134.9	Clear	No Odor
13:30	5	180	8.21	1.44	7.50	9.92	0.85	0.19	10.6	-134.8	Clear	No Odor
--	--	--	--	--	--	--	--	--	--	--	--	--
--	--	--	--	--	--	--	--	--	--	--	--	--
--	--	--	--	--	--	--	--	--	--	--	--	--
--	--	--	--	--	--	--	--	--	--	--	--	--
--	--	--	--	--	--	--	--	--	--	--	--	--
--	--	--	--	--	--	--	--	--	--	--	--	--
--	--	--	--	--	--	--	--	--	--	--	--	--
--	--	--	--	--	--	--	--	--	--	--	--	--
--	--	--	--	--	--	--	--	--	--	--	--	--
--	--	--	--	--	--	--	--	--	--	--	--	--
--	--	--	--	--	--	--	--	--	--	--	--	--
--	--	--	--	--	--	--	--	--	--	--	--	--

* **Turbidity** < 50 NTU and ±10% or within 1 NTU of a previous reading when <10 NTU

Constituents Sampled	Container	Number	Preservative
1,1-DCE, cis-1,2-DCE, trans-1,2-DCE, PCE, TCE, VC	40 mL Glass	3	HCL
1,4-dioxane	40 mL Glass	3	HCL

Comments

None

Well Casing Volumes

Gallons/Foot — *1" = 0.04* | *1.25" = 0.06* | *1.5" = 0.09* | *2" = 0.16* | *2.5" = 0.26* | *3" = 0.37* | *3.5" = 0.50* | *4" = 0.65* | *6" = 1.47*

Well Information

Well Location:	Onsite East	Well Locked at Arrival:	n/a
Condition of Well:	Good	Well Locked at Departure:	n/a
Well Completion:	Flush mount	Lock Functioning:	n/a

ARCADIS

SHALLOW LOW-FLOW GROUNDWATER SAMPLING FORM

Project No.	30080642.401.01	Well ID	MW-54S			Date	5-6-21
Project Name/Location	Ford LTP			Weather	53.1 degrees F and Mostly Cloudy. The wind is blowing S at 4.7 mph.		
Measuring Pt. Description	Top of Casing	Screen Setting (ft-bmp)	4.5-9.5	Casing Diameter (in.)	2	Well Material	PVC
Static Water Level (ft-bmp)	7.02	Total Depth (ft-bmp)	9.25	Water Column (ft.)	2.23	Gallons in Well	0.36
		Pump Intake (ft-bmp)	8.52	Purge Method	Low-Flow	Sample Method	Grab
		Well Volumes Purged	0.97				
Sample Time: Label	13:45	Volume Purged	0.35 gallons	Replicate/Code No.	--	Sampled by	Christina Weaver
Purge Start	12:30						
Purge End	13:50						

Time	Minutes Elapsed between Readings	Flow Rate (mL/min) [100-300 mL/min]	Depth to Water (ft) [± 0.3]	Total Gallons Purged	pH [± 0.1]	Cond. (mS/cm) [± 3%]	Turbidity (NTU) [± 10%*]	DO (mg/L) [± 10%]	Temp. (°C) [± 3%]	Redox (mV) [± 10mV]	Appearance	
											Color	Odor
12:33	0	150	7.22	0.00	7.84	0.47	9.52	4.73	10.7	158.3	Clear	No Odor
12:38	5	140	8.10	0.20	7.67	0.44	17.80	4.95	10.0	154.1	Clear	No Odor
12:43	5	140	8.82	0.35	7.65	0.44	653.00	4.69	10.3	159.9	Brown, Turbid	No Odor
--	--	--	--	--	--	--	--	--	--	--	--	--
--	--	--	--	--	--	--	--	--	--	--	--	--
--	--	--	--	--	--	--	--	--	--	--	--	--
--	--	--	--	--	--	--	--	--	--	--	--	--
--	--	--	--	--	--	--	--	--	--	--	--	--
--	--	--	--	--	--	--	--	--	--	--	--	--
--	--	--	--	--	--	--	--	--	--	--	--	--
--	--	--	--	--	--	--	--	--	--	--	--	--
--	--	--	--	--	--	--	--	--	--	--	--	--
--	--	--	--	--	--	--	--	--	--	--	--	--
--	--	--	--	--	--	--	--	--	--	--	--	--
--	--	--	--	--	--	--	--	--	--	--	--	--
--	--	--	--	--	--	--	--	--	--	--	--	--
--	--	--	--	--	--	--	--	--	--	--	--	--
--	--	--	--	--	--	--	--	--	--	--	--	--
--	--	--	--	--	--	--	--	--	--	--	--	--
--	--	--	--	--	--	--	--	--	--	--	--	--
--	--	--	--	--	--	--	--	--	--	--	--	--

* **Turbidity** < 50 NTU and ±10% or within 1 NTU of a previous reading when <10 NTU

Constituents Sampled	Container	Number	Preservative
1,1-DCE, cis-1,2-DCE, trans-1,2-DCE, PCE, TCE, VC	40 mL Glass	3	HCL
1,4-dioxane	40 mL Glass	3	HCL

Comments

Well ran dry. Shut off pump, allow time to recharge, collect sample.

Well Casing Volumes

Gallons/Foot					
	1" = 0.04	*1.5" = 0.09*	*2.5" = 0.26*	*3.5" = 0.50*	*6" = 1.47*
	1.25" = 0.06	*2" = 0.16*	*3" = 0.37*	*4" = 0.65*	

Well Information

Well Location:	Onsite East	Well Locked at Arrival:	n/a
Condition of Well:	Good	Well Locked at Departure:	n/a
Well Completion:	Flush mount	Lock Functioning:	n/a

ARCADIS

SHALLOW LOW-FLOW GROUNDWATER SAMPLING FORM

Project No.	30080642.401.01	Well ID	MW-55			Date	5-21-21
Project Name/Location	Ford LTP			Weather	82.0 degrees F and Mostly Cloudy. The wind is blowing W/SW at 10.3 mph.		
Measuring Pt. Description	Top of Casing	Screen Setting (ft-bmp)	15-20	Casing Diameter (in.)	2	Well Material	PVC
Static Water Level (ft-bmp)	8.78	Total Depth (ft-bmp)	19.53	Water Column (ft.)	10.75	Gallons in Well	1.75
		Pump Intake (ft-bmp)	17.50	Purge Method	Low-Flow	Sample Method	Grab
		Well Volumes Purged	0.69				
Sample Time: Label	12:20	Volume Purged	1.2 gallons	Replicate/Code No.	MW-55-MS_052121, MW-55-MSD_052121	Sampled by	Shantel Johnson
Purge Start	11:43						
Purge End	12:34						

Time	Minutes Elapsed between Readings	Flow Rate (mL/min) [100-300 mL/min]	Depth to Water (ft) [± 0.3]	Total Gallons Purged	pH [± 0.1]	Cond. (mS/cm) [± 3%]	Turbidity (NTU) [± 10%*]	DO (mg/L) [± 10%]	Temp. (°C) [± 3%]	Redox (mV) [± 10mV]	Appearance	
											Color	Odor
11:45	0	150	8.86	0.00	7.49	9.87	28.80	2.01	15.8	-35.3	Clear	No Odor
11:50	5	150	8.87	0.20	7.47	10.09	36.20	0.08	15.3	-89.9	Clear	No Odor
11:55	5	150	8.87	0.40	7.48	10.13	34.80	0.14	15.4	-91.2	Clear	No Odor
12:00	5	150	8.87	0.60	7.48	10.36	29.00	0.12	15.2	-92.5	Clear	No Odor
12:05	5	150	9.87	0.80	7.49	10.52	27.00	0.07	14.9	-92.6	Clear	No Odor
12:10	5	150	8.87	1.00	7.49	10.69	28.40	0.11	14.8	-92.3	Clear	No Odor
12:15	5	150	8.87	1.20	7.49	10.75	28.10	0.08	15.0	-92.4	Clear	No Odor
--	--	--	--	--	--	--	--	--	--	--	--	--
--	--	--	--	--	--	--	--	--	--	--	--	--
--	--	--	--	--	--	--	--	--	--	--	--	--
--	--	--	--	--	--	--	--	--	--	--	--	--
--	--	--	--	--	--	--	--	--	--	--	--	--
--	--	--	--	--	--	--	--	--	--	--	--	--
--	--	--	--	--	--	--	--	--	--	--	--	--
--	--	--	--	--	--	--	--	--	--	--	--	--
--	--	--	--	--	--	--	--	--	--	--	--	--
--	--	--	--	--	--	--	--	--	--	--	--	--
--	--	--	--	--	--	--	--	--	--	--	--	--
--	--	--	--	--	--	--	--	--	--	--	--	--

* **Turbidity** < 50 NTU and ±10% or within 1 NTU of a previous reading when <10 NTU

Constituents Sampled	Container	Number	Preservative
1,1-DCE, cis-1,2-DCE, trans-1,2-DCE, PCE, TCE, VC	40 mL Glass	9	HCL
1,4-dioxane	40 mL Glass	9	HCL

Comments

None

Well Casing Volumes

Gallons/Foot — *1" = 0.04* | *1.25" = 0.06* | *1.5" = 0.09* | *2" = 0.16* | *2.5" = 0.26* | *3" = 0.37* | *3.5" = 0.50* | *4" = 0.65* | *6" = 1.47*

Well Information

Well Location:	Onsite; North	Well Locked at Arrival:	n/a
Condition of Well:	Good	Well Locked at Departure:	n/a
Well Completion:	Flush mount	Lock Functioning:	n/a

ARCADIS

SHALLOW LOW-FLOW GROUNDWATER SAMPLING FORM

Project No.	30080642.401.01	Well ID	MW-55D			Date	5-21-21
Project Name/Location	Ford LTP			Weather	77.0 degrees F and Mostly Cloudy. The wind is blowing S/SW at 10.3 mph.		
Measuring Pt. Description	Top of Casing	Screen Setting (ft-bmp)	19-24	Casing Diameter (in.)	2	Well Material	PVC
Static Water Level (ft-bmp)	8.88	Total Depth (ft-bmp)	23.55	Water Column (ft.)	14.67	Gallons in Well	2.38
		Pump Intake (ft-bmp)	21.50	Purge Method	Low-Flow	Sample Method	Grab
		Well Volumes Purged	0.67				
Sample Time: Label	11:18	Volume Purged	1.6 gallons	Replicate/Code No.	--	Sampled by	Shantel Johnson
Purge Start	10:31						
Purge End	11:22						

Time	Minutes Elapsed between Readings	Flow Rate (mL/min) [100-300 mL/min]	Depth to Water (ft) [± 0.3]	Total Gallons Purged	pH [± 0.1]	Cond. (mS/cm) [± 3%]	Turbidity (NTU) [± 10%*]	DO (mg/L) [± 10%]	Temp. (°C) [± 3%]	Redox (mV) [± 10mV]	Appearance	
											Color	Odor
10:33	0	150	9.07	0.00	7.47	8.35	48.30	6.98	16.9	132.6	Cloudy	No Odor
10:38	5	150	9.11	0.20	7.33	8.87	40.70	0.24	15.3	-53.9	Clear	No Odor
10:43	5	150	9.12	0.40	7.34	8.86	36.10	0.16	15.2	-62.5	Clear	No Odor
10:48	5	150	9.12	0.60	7.36	8.84	42.40	0.12	15.2	-70.9	Clear	No Odor
10:53	5	150	9.12	0.80	7.37	8.78	22.20	0.09	15.3	-78.7	Clear	No Odor
10:58	5	150	9.12	1.00	7.37	8.82	26.80	0.08	15.0	-80.7	Clear	No Odor
11:03	5	150	9.12	1.20	7.38	8.90	29.70	0.05	14.8	-82.3	Clear	No Odor
11:08	5	150	9.12	1.40	7.38	8.94	30.10	0.05	14.9	-85.8	Clear	No Odor
11:13	5	150	9.12	1.60	7.39	8.98	28.60	0.06	15.1	-87.9	Clear	No Odor
--	--	--	--	--	--	--	--	--	--	--	--	--
--	--	--	--	--	--	--	--	--	--	--	--	--
--	--	--	--	--	--	--	--	--	--	--	--	--
--	--	--	--	--	--	--	--	--	--	--	--	--
--	--	--	--	--	--	--	--	--	--	--	--	--
--	--	--	--	--	--	--	--	--	--	--	--	--
--	--	--	--	--	--	--	--	--	--	--	--	--
--	--	--	--	--	--	--	--	--	--	--	--	--
--	--	--	--	--	--	--	--	--	--	--	--	--
--	--	--	--	--	--	--	--	--	--	--	--	--

* **Turbidity** < 50 NTU and ±10% or within 1 NTU of a previous reading when <10 NTU

Constituents Sampled	Container	Number	Preservative
1,1-DCE, cis-1,2-DCE, trans-1,2-DCE, PCE, TCE, VC	40 mL Glass	3	HCL
1,4-dioxane	40 mL Glass	3	HCL

Comments

None

Well Casing Volumes

Gallons/Foot — *1" = 0.04* | *1.25" = 0.06* | *1.5" = 0.09* | *2" = 0.16* | *2.5" = 0.26* | *3" = 0.37* | *3.5" = 0.50* | *4" = 0.65* | *6" = 1.47*

Well Information

Well Location:	Onsite; North	Well Locked at Arrival:	n/a
Condition of Well:	Good	Well Locked at Departure:	n/a
Well Completion:	Flush mount	Lock Functioning:	n/a

ARCADIS

SHALLOW LOW-FLOW GROUNDWATER SAMPLING FORM

Project No.	30080642.401.01	Well ID	MW-56			Date	5-21-21
Project Name/Location		Ford LTP		Weather	84.9 degrees F and Mostly Cloudy. The wind is blowing SW at 12.8 mph.		
Measuring Pt. Description	Top of Casing	Screen Setting (ft-bmp)	16-21	Casing Diameter (in.)	2	Well Material	PVC
Static Water Level (ft-bmp)	8.17	Total Depth (ft-bmp)	20.30	Water Column (ft.)	12.13	Gallons in Well	1.97
		Pump Intake (ft-bmp)	18.50	Purge Method	Low-Flow	Sample Method	Grab
		Well Volumes Purged	0.71				
Sample Time: Label	14:50	Volume Purged	1.4 gallons	Replicate/Code No.	--	Sampled by	Shantel Johnson
Purge Start	14:09						
Purge End	14:54						

Time	Minutes Elapsed between Readings	Flow Rate (mL/min) [100-300 mL/min]	Depth to Water (ft) [± 0.3]	Total Gallons Purged	pH [± 0.1]	Cond. (mS/cm) [± 3%]	Turbidity (NTU) [± 10%*]	DO (mg/L) [± 10%]	Temp. (°C) [± 3%]	Redox (mV) [± 10mV]	Appearance	
											Color	Odor
14:12	0	150	8.21	0.00	7.45	15.86	12.40	2.84	16.9	189.3	Clear	No Odor
14:17	5	150	8.25	0.20	7.20	16.77	10.30	0.84	16.3	123.7	Clear	No Odor
14:22	5	150	8.26	0.40	7.15	18.23	9.98	0.48	16.1	12.6	Clear	No Odor
14:27	5	150	8.26	0.60	7.20	19.71	8.04	0.24	16.3	-43.5	Clear	No Odor
14:32	5	150	8.26	0.80	7.22	20.38	6.71	0.21	16.5	-63.7	Clear	No Odor
14:37	5	150	8.26	1.00	7.23	21.01	3.99	0.38	16.9	-88.3	Clear	No Odor
14:42	5	150	8.26	1.20	7.24	21.03	2.85	0.20	16.5	-91.1	Clear	No Odor
14:47	5	150	8.26	1.40	7.24	21.03	3.44	0.18	16.8	-92.5	Clear	No Odor
--	--	--	--	--	--	--	--	--	--	--	--	--
--	--	--	--	--	--	--	--	--	--	--	--	--
--	--	--	--	--	--	--	--	--	--	--	--	--
--	--	--	--	--	--	--	--	--	--	--	--	--
--	--	--	--	--	--	--	--	--	--	--	--	--
--	--	--	--	--	--	--	--	--	--	--	--	--
--	--	--	--	--	--	--	--	--	--	--	--	--
--	--	--	--	--	--	--	--	--	--	--	--	--
--	--	--	--	--	--	--	--	--	--	--	--	--
--	--	--	--	--	--	--	--	--	--	--	--	--
--	--	--	--	--	--	--	--	--	--	--	--	--

* **Turbidity** < 50 NTU and ±10% or within 1 NTU of a previous reading when <10 NTU

Constituents Sampled	Container	Number	Preservative
1,1-DCE, cis-1,2-DCE, trans-1,2-DCE, PCE, TCE, VC	40 mL Glass	3	HCL
1,4-dioxane	40 mL Glass	3	HCL

Comments

None

Well Casing Volumes

Gallons/Foot — *1" = 0.04* | *1.25" = 0.06* | *1.5" = 0.09* | *2" = 0.16* | *2.5" = 0.26* | *3" = 0.37* | *3.5" = 0.50* | *4" = 0.65* | *6" = 1.47*

Well Information

Well Location:	Onsite; North	Well Locked at Arrival:	n/a
Condition of Well:	Good	Well Locked at Departure:	n/a
Well Completion:	Flush mount	Lock Functioning:	n/a

ARCADIS

SHALLOW LOW-FLOW GROUNDWATER SAMPLING FORM

Project No.	30080642.401.01	Well ID	MW-57			Date	5-6-21
Project Name/Location	Ford LTP			Weather	46.0 degrees F and Cloudy.		
Measuring Pt. Description	Top of Casing	Screen Setting (ft-bmp)	17-22	Casing Diameter (in.)	2	Well Material	PVC
Static Water Level (ft-bmp)	7.49	Total Depth (ft-bmp)	21.71	Water Column (ft.)	14.22	Gallons in Well	2.31
		Pump Intake (ft-bmp)	19.50	Purge Method	Low-Flow	Sample Method	Grab
		Well Volumes Purged	0.82				
Sample Time: Label	9:55	Volume Purged	1.89 gallons	Replicate/Code No.	--	Sampled by	Christina Weaver
Purge Start	1:33						
Purge End	10:00						

Time	Minutes Elapsed between Readings	Flow Rate (mL/min) [100-300 mL/min]	Depth to Water (ft) [± 0.3]	Total Gallons Purged	pH [± 0.1]	Cond. (mS/cm) [± 3%]	Turbidity (NTU) [± 10%*]	DO (mg/L) [± 10%]	Temp. (°C) [± 3%]	Redox (mV) [± 10mV]	Appearance	
											Color	Odor
9:06	0	160	8.06	0.00	11.99	5.08	13.70	6.22	12.5	88.6	Clear	No Odor
9:11	5	160	8.61	0.21	11.71	5.42	16.90	5.20	12.3	76.8	Clear	No Odor
9:16	5	160	8.75	0.42	9.77	9.76	13.10	1.73	12.5	94.0	Clear	No Odor
9:21	5	160	8.70	0.63	8.28	12.04	6.71	0.66	12.4	-142.6	Clear	No Odor
9:26	5	160	8.70	0.84	8.29	11.94	6.25	0.53	12.5	-203.1	Clear	No Odor
9:31	5	160	8.65	1.05	7.75	12.55	2.37	0.46	12.5	-159.0	Clear	No Odor
9:36	5	160	8.70	1.26	7.78	12.49	3.19	0.36	12.5	-156.7	Clear	No Odor
9:41	5	160	8.70	1.47	7.59	12.36	2.45	0.32	12.7	-139.5	Clear	No Odor
9:46	5	160	8.70	1.68	7.55	12.40	0.89	0.27	12.7	-133.6	Clear	No Odor
9:51	5	160	8.70	1.89	7.55	12.30	0.26	0.30	12.7	-132.1	Clear	No Odor
--	--	--	--	--	--	--	--	--	--	--	--	--
--	--	--	--	--	--	--	--	--	--	--	--	--
--	--	--	--	--	--	--	--	--	--	--	--	--
--	--	--	--	--	--	--	--	--	--	--	--	--
--	--	--	--	--	--	--	--	--	--	--	--	--
--	--	--	--	--	--	--	--	--	--	--	--	--
--	--	--	--	--	--	--	--	--	--	--	--	--
--	--	--	--	--	--	--	--	--	--	--	--	--
--	--	--	--	--	--	--	--	--	--	--	--	--
--	--	--	--	--	--	--	--	--	--	--	--	--

* **Turbidity** < 50 NTU and ±10% or within 1 NTU of a previous reading when <10 NTU

Constituents Sampled	Container	Number	Preservative
1,1-DCE, cis-1,2-DCE, trans-1,2-DCE, PCE, TCE, VC	40 mL Glass	3	HCL
1,4-dioxane	40 mL Glass	3	HCL

Comments

None

Well Casing Volumes

Gallons/Foot — *1" = 0.04* | *1.25" = 0.06* | *1.5" = 0.09* | *2" = 0.16* | *2.5" = 0.26* | *3" = 0.37* | *3.5" = 0.50* | *4" = 0.65* | *6" = 1.47*

Well Information

Well Location:	Onsite North	Well Locked at Arrival:	n/a
Condition of Well:	Broken thread tabs,Good,Missing bolts	Well Locked at Departure:	n/a
Well Completion:	Flush mount	Lock Functioning:	n/a

ARCADIS

SHALLOW LOW-FLOW GROUNDWATER SAMPLING FORM

Project No.	30080642.401.01	Well ID	MW-58			Date	5-12-21
Project Name/Location	Ford LTP			Weather	39.0 degrees F and Partly Cloudy. The wind is blowing N/NW at 4.7 mph.		
Measuring Pt. Description	Top of Casing	Screen Setting (ft-bmp)	15-20	Casing Diameter (in.)	2	Well Material	PVC
Static Water Level (ft-bmp)	5.33	Total Depth (ft-bmp)	19.40	Water Column (ft.)	14.07	Gallons in Well	2.29
		Pump Intake (ft-bmp)	17.50	Purge Method	Low-Flow	Sample Method	Grab
		Well Volumes Purged	0.89				
Sample Time: Label	8:25	Volume Purged	2.04 gallons	Replicate/Code No.	--	Sampled by	Emma Witherspoon
Purge Start	7:24						
Purge End	8:33						

Time	Minutes Elapsed between Readings	Flow Rate (mL/min) [100-300 mL/min]	Depth to Water (ft) [± 0.3]	Total Gallons Purged	pH [± 0.1]	Cond. (mS/cm) [± 3%]	Turbidity (NTU) [± 10%*]	DO (mg/L) [± 10%]	Temp. (°C) [± 3%]	Redox (mV) [± 10mV]	Appearance	
											Color	Odor
7:25	0	125	5.45	0.00	7.02	8.45	33.90	4.70	13.6	-13.7	Clear, Small Brown Particulates	Faint Odor
7:30	5	125	5.45	0.17	7.09	8.32	40.70	3.47	13.7	-58.2	Clear, Small Brown Particulates	Faint Odor
7:35	5	125	5.45	0.34	7.12	7.87	24.70	2.50	13.6	-73.1	Clear, Small Orange Particulates	Faint Odor
7:40	5	125	5.45	0.51	7.14	7.54	23.00	2.18	13.6	-76.4	Clear, Small Orange Particulates	Faint Odor
7:45	5	125	5.45	0.68	7.15	7.35	19.30	2.53	13.7	-79.4	Clear, Small Orange Particulates	Faint Odor
7:50	5	125	5.45	0.85	7.14	7.25	17.40	0.74	13.9	-83.7	Clear, Small Orange Particulates	Faint Odor
7:55	5	125	5.45	1.02	7.15	7.21	17.60	0.67	14.2	-84.1	Clear, Small Orange Particulates	Faint Odor
8:00	5	125	5.45	1.19	7.16	7.22	13.60	0.54	14.2	-84.1	Clear, Small Orange Particulates	Faint Odor
8:05	5	125	5.45	1.36	7.16	7.21	13.90	0.47	14.3	-84.6	Clear, Small Orange Particulates	Faint Odor
8:10	5	125	5.45	1.53	7.15	7.21	10.40	0.43	13.8	-84.8	Clear, Small Orange Particulates	Faint Odor
8:15	5	125	5.45	1.70	7.15	7.21	9.93	0.31	13.8	-85.5	Clear, Small Orange Particulates	Faint Odor
8:20	5	125	5.45	1.87	7.15	7.23	8.17	0.27	13.8	-86.3	Clear, Small Orange Particulates	Faint Odor
8:25	5	125	5.45	2.04	7.15	7.24	8.69	0.25	13.8	-87.0	Clear, Small Orange Particulates	Faint Odor
--	--	--	--	--	--	--	--	--	--	--	--	--
--	--	--	--	--	--	--	--	--	--	--	--	--
--	--	--	--	--	--	--	--	--	--	--	--	--
--	--	--	--	--	--	--	--	--	--	--	--	--
--	--	--	--	--	--	--	--	--	--	--	--	--
--	--	--	--	--	--	--	--	--	--	--	--	--
--	--	--	--	--	--	--	--	--	--	--	--	--

* **Turbidity** < 50 NTU and ±10% or within 1 NTU of a previous reading when <10 NTU

Constituents Sampled	Container	Number	Preservative
1,1-DCE, cis-1,2-DCE, trans-1,2-DCE, PCE, TCE, VC	40 mL Glass	3	HCL
1,4-dioxane	40 mL Glass	3	HCL

Comments

None

Well Casing Volumes

Gallons/Foot — *1" = 0.04* | *1.25" = 0.06* | *1.5" = 0.09* | *2" = 0.16* | *2.5" = 0.26* | *3" = 0.37* | *3.5" = 0.50* | *4" = 0.65* | *6" = 1.47*

Well Information

Well Location:	On-site; N of property	Well Locked at Arrival:	n/a
Condition of Well:	Good	Well Locked at Departure:	n/a
Well Completion:	Flush mount	Lock Functioning:	n/a

ARCADIS

SHALLOW LOW-FLOW GROUNDWATER SAMPLING FORM

Project No.	30080642.401.01	Well ID	MW-62			Date	5-7-21
Project Name/Location	Ford LTP			Weather	45.0 degrees F and Haze. The wind is blowing N/NW at 6.9 mph.		
Measuring Pt. Description	Top of Casing	Screen Setting (ft-bmp)	16-21	Casing Diameter (in.)	2	Well Material	PVC
Static Water Level (ft-bmp)	9.04	Total Depth (ft-bmp)	21.15	Water Column (ft.)	12.11	Gallons in Well	1.97
		Pump Intake (ft-bmp)	18.50	Purge Method	Low-Flow	Sample Method	Grab
		Well Volumes Purged	0.85				
Sample Time: Label	9:35	Volume Purged	1.68 gallons	Replicate/Code No.	MW-62-MS_050721, MW-62-MSD_050721	Sampled by	Christina Weaver
Purge Start	9:00						
Purge End	9:50						

Time	Minutes Elapsed between Readings	Flow Rate (mL/min) [100-300 mL/min]	Depth to Water (ft) [± 0.3]	Total Gallons Purged	pH [± 0.1]	Cond. (mS/cm) [± 3%]	Turbidity (NTU) [± 10%*]	DO (mg/L) [± 10%]	Temp. (°C) [± 3%]	Redox (mV) [± 10mV]	Appearance	
											Color	Odor
9:02	0	210	9.12	0.00	7.27	6.14	7.05	3.18	13.1	-138.4	Clear	No Odor
9:07	5	210	9.10	0.28	7.23	6.20	4.71	2.78	13.7	-125.7	Clear	No Odor
9:12	5	210	9.10	0.56	7.22	6.18	1.74	2.44	13.5	-123.0	Clear	No Odor
9:17	5	210	9.10	0.84	7.22	6.14	1.49	2.49	13.9	-123.1	Clear	No Odor
9:22	5	210	9.10	1.12	7.22	6.11	3.61	2.24	14.0	-123.6	Clear	No Odor
9:27	5	210	9.10	1.40	7.22	6.10	3.77	2.31	14.0	-122.3	Clear	No Odor
9:32	5	210	9.10	1.68	7.22	6.06	3.68	2.18	13.9	-121.7	Clear	No Odor
--	--	--	--	--	--	--	--	--	--	--	--	--
--	--	--	--	--	--	--	--	--	--	--	--	--
--	--	--	--	--	--	--	--	--	--	--	--	--
--	--	--	--	--	--	--	--	--	--	--	--	--
--	--	--	--	--	--	--	--	--	--	--	--	--
--	--	--	--	--	--	--	--	--	--	--	--	--
--	--	--	--	--	--	--	--	--	--	--	--	--
--	--	--	--	--	--	--	--	--	--	--	--	--
--	--	--	--	--	--	--	--	--	--	--	--	--
--	--	--	--	--	--	--	--	--	--	--	--	--
--	--	--	--	--	--	--	--	--	--	--	--	--
--	--	--	--	--	--	--	--	--	--	--	--	--

* **Turbidity** < 50 NTU and ±10% or within 1 NTU of a previous reading when <10 NTU

Constituents Sampled	Container	Number	Preservative
1,1-DCE, cis-1,2-DCE, trans-1,2-DCE, PCE, TCE, VC	40 mL Glass	9	HCL
1,4-dioxane	40 mL Glass	9	HCL

Comments

None

Well Casing Volumes

Gallons/Foot — *1" = 0.04* | *1.25" = 0.06* | *1.5" = 0.09* | *2" = 0.16* | *2.5" = 0.26* | *3" = 0.37* | *3.5" = 0.50* | *4" = 0.65* | *6" = 1.47*

Well Information

Well Location:	Onsite East	Well Locked at Arrival:	n/a
Condition of Well:	Good	Well Locked at Departure:	n/a
Well Completion:	Flush mount	Lock Functioning:	n/a

ARCADIS

SHALLOW LOW-FLOW GROUNDWATER SAMPLING FORM

Project No.	30080642.401.01	Well ID	MW-63			Date	5-5-21
Project Name/Location	Ford LTP			Weather	43.0 degrees F and Cloudy. The wind is blowing N/NW at 12.8 mph.		
Measuring Pt. Description	Top of Casing	Screen Setting (ft-bmp)	7-12	Casing Diameter (in.)	2	Well Material	PVC
Static Water Level (ft-bmp)	8.12	Total Depth (ft-bmp)	11.81	Water Column (ft.)	3.69	Gallons in Well	0.60
		Pump Intake (ft-bmp)	9.50	Purge Method	Low-Flow	Sample Method	Grab
		Well Volumes Purged	2.00				
Sample Time: Label	10:20	Volume Purged	1.2 gallons	Replicate/Code No.	--	Sampled by	Emma Witherspoon
Purge Start	9:40						
Purge End	10:25						

Time	Minutes Elapsed between Readings	Flow Rate (mL/min) [100-300 mL/min]	Depth to Water (ft) [± 0.3]	Total Gallons Purged	pH [± 0.1]	Cond. (mS/cm) [± 3%]	Turbidity (NTU) [± 10%*]	DO (mg/L) [± 10%]	Temp. (°C) [± 3%]	Redox (mV) [± 10mV]	Appearance	
											Color	Odor
9:45	0	150	8.15	0.00	7.33	6.55	5.22	0.49	11.4	141.0	Clear, Small Black Particulates	No Odor
9:50	5	150	8.15	0.20	7.38	6.56	3.15	0.30	11.3	131.8	Clear, Small Black Particulates	No Odor
9:55	5	150	8.15	0.40	7.38	6.53	2.44	0.19	11.4	130.0	Clear, Small Black Particulates	No Odor
10:00	5	150	8.16	0.60	7.37	6.50	1.15	0.17	11.2	128.0	Clear, Small Black Particulates	No Odor
10:05	5	150	8.15	0.80	7.36	6.46	1.17	0.15	11.5	126.5	Clear, Small Black Particulates	No Odor
10:10	5	150	8.15	1.00	7.36	6.46	0.69	0.16	11.3	125.2	Clear	No Odor
10:15	5	150	8.15	1.20	7.35	6.45	0.19	0.16	11.5	120.5	Clear	No Odor
--	--	--	--	--	--	--	--	--	--	--	--	--
--	--	--	--	--	--	--	--	--	--	--	--	--
--	--	--	--	--	--	--	--	--	--	--	--	--
--	--	--	--	--	--	--	--	--	--	--	--	--
--	--	--	--	--	--	--	--	--	--	--	--	--
--	--	--	--	--	--	--	--	--	--	--	--	--
--	--	--	--	--	--	--	--	--	--	--	--	--
--	--	--	--	--	--	--	--	--	--	--	--	--
--	--	--	--	--	--	--	--	--	--	--	--	--
--	--	--	--	--	--	--	--	--	--	--	--	--
--	--	--	--	--	--	--	--	--	--	--	--	--
--	--	--	--	--	--	--	--	--	--	--	--	--

* **Turbidity** < 50 NTU and ±10% or within 1 NTU of a previous reading when <10 NTU

Constituents Sampled	Container	Number	Preservative
1,1-DCE, cis-1,2-DCE, trans-1,2-DCE, PCE, TCE, VC	40 mL Glass	3	HCL
1,4-dioxane	40 mL Glass	3	HCL

Comments

None

Well Casing Volumes

Gallons/Foot — *1" = 0.04* | *1.25" = 0.06* | *1.5" = 0.09* | *2" = 0.16* | *2.5" = 0.26* | *3" = 0.37* | *3.5" = 0.50* | *4" = 0.65* | *6" = 1.47*

Well Information

Well Location:	On-site; E of property	Well Locked at Arrival:	n/a
Condition of Well:	Good	Well Locked at Departure:	n/a
Well Completion:	Flush mount	Lock Functioning:	n/a

ARCADIS

SHALLOW LOW-FLOW GROUNDWATER SAMPLING FORM

Project No.	30080642.401.01	Well ID	MW-64			Date	5-12-21
Project Name/Location		Ford LTP		Weather	45.0 degrees F and Mostly Clear. The wind is blowing N/NW at 5.8 mph.		
Measuring Pt. Description	Top of Casing	Screen Setting (ft-bmp)	15-20	Casing Diameter (in.)	2	Well Material	PVC
Static Water Level (ft-bmp)	9.10	Total Depth (ft-bmp)	20.02	Water Column (ft.)	10.92	Gallons in Well	1.77
		Pump Intake (ft-bmp)	17.50	Purge Method	Low-Flow	Sample Method	Grab
		Well Volumes Purged	0.88				
Sample Time: Label	10:05	Volume Purged	1.56 gallons	Replicate/Code No.	--	Sampled by	Emma Witherspoon
Purge Start	9:03						
Purge End	10:10						

Time	Minutes Elapsed between Readings	Flow Rate (mL/min) [100-300 mL/min]	Depth to Water (ft) [± 0.3]	Total Gallons Purged	pH [± 0.1]	Cond. (mS/cm) [± 3%]	Turbidity (NTU) [± 10%*]	DO (mg/L) [± 10%]	Temp. (°C) [± 3%]	Redox (mV) [± 10mV]	Appearance	
											Color	Odor
9:05	0	100	9.12	0.00	7.19	5.34	48.50	1.13	13.1	52.9	Clear, Small Orange Particulates	No Odor
9:10	5	100	9.12	0.13	7.16	5.32	35.60	0.61	13.0	45.7	Clear, Small Orange Particulates	No Odor
9:15	5	100	9.12	0.26	7.13	5.36	22.20	0.38	13.0	30.9	Clear, Small Orange Particulates	No Odor
9:20	5	100	9.12	0.39	7.13	5.35	16.50	0.23	13.1	20.3	Clear, Small Orange Particulates	No Odor
9:25	5	100	9.12	0.52	7.13	5.33	15.30	0.16	13.1	0.2	Clear, Small Orange Particulates	No Odor
9:30	5	100	9.12	0.65	7.13	5.31	14.10	0.14	13.1	1.0	Clear, Small Orange Particulates	No Odor
9:35	5	100	9.12	0.78	7.13	5.30	10.80	0.12	13.2	-5.3	Clear, Small Orange Particulates	Faint Odor
9:40	5	100	9.12	0.91	7.13	5.29	13.20	0.10	13.2	-11.5	Clear, Small Orange Particulates	No Odor
9:45	5	100	9.12	1.04	7.13	5.28	8.46	0.10	13.2	-14.7	Clear, Small Orange Particulates	No Odor
9:50	5	100	9.12	1.17	7.13	5.26	8.45	0.08	13.3	-19.2	Clear, Small Orange Particulates	No Odor
9:55	5	100	9.12	1.30	7.13	5.25	6.73	0.07	13.2	-22.4	Clear	No Odor
10:00	5	100	9.12	1.43	7.13	5.25	7.53	0.07	13.3	-24.2	Clear, Small Orange Particulates	No Odor
10:05	5	100	9.12	1.56	7.13	5.25	6.03	0.06	13.3	-25.6	Clear, Small Orange Particulates	No Odor
--	--	--	--	--	--	--	--	--	--	--	--	--
--	--	--	--	--	--	--	--	--	--	--	--	--
--	--	--	--	--	--	--	--	--	--	--	--	--
--	--	--	--	--	--	--	--	--	--	--	--	--
--	--	--	--	--	--	--	--	--	--	--	--	--
--	--	--	--	--	--	--	--	--	--	--	--	--
--	--	--	--	--	--	--	--	--	--	--	--	--

* **Turbidity** < 50 NTU and ±10% or within 1 NTU of a previous reading when <10 NTU

Constituents Sampled	Container	Number	Preservative
1,1-DCE, cis-1,2-DCE, trans-1,2-DCE, PCE, TCE, VC	40 mL Glass	3	HCL
1,4-dioxane	40 mL Glass	3	HCL

Comments

None

Well Casing Volumes

Gallons/Foot — *1" = 0.04* | *1.25" = 0.06* | *1.5" = 0.09* | *2" = 0.16* | *2.5" = 0.26* | *3" = 0.37* | *3.5" = 0.50* | *4" = 0.65* | *6" = 1.47*

Well Information

Well Location:	On-site; E of property	Well Locked at Arrival:	n/a
Condition of Well:	Good	Well Locked at Departure:	n/a
Well Completion:	Flush mount	Lock Functioning:	n/a

ARCADIS

SHALLOW LOW-FLOW GROUNDWATER SAMPLING FORM

Project No.	30080642.401.01	Well ID	MW-65			Date	5-11-21
Project Name/Location		Ford LTP		Weather	50.0 degrees F and Mostly Cloudy. The wind is blowing NW at 13.9 mph.		
Measuring Pt. Description	Top of Casing	Screen Setting (ft-bmp)	16-21	Casing Diameter (in.)	2	Well Material	PVC
Static Water Level (ft-bmp)	9.64	Total Depth (ft-bmp)	21.10	Water Column (ft.)	11.46	Gallons in Well	1.86
		Pump Intake (ft-bmp)	18.50	Purge Method	Low-Flow	Sample Method	Grab
		Well Volumes Purged	0.71				
Sample Time: Label	14:50	Volume Purged	1.32 gallons	Replicate/Code No.	--	Sampled by	Christina Weaver
Purge Start	14:17						
Purge End	14:55						

Time	Minutes Elapsed between Readings	Flow Rate (mL/min) [100-300 mL/min]	Depth to Water (ft) [± 0.3]	Total Gallons Purged	pH [± 0.1]	Cond. (mS/cm) [± 3%]	Turbidity (NTU) [± 10%*]	DO (mg/L) [± 10%]	Temp. (°C) [± 3%]	Redox (mV) [± 10mV]	Appearance	
											Color	Odor
14:19	0	170	9.74	0.00	6.92	4.45	54.80	1.22	12.0	100.9	Clear, Small Orange Particulates	No Odor
14:24	5	170	9.71	0.22	6.90	4.47	8.30	0.53	11.6	-26.3	Clear, Small Orange Particulates	No Odor
14:29	5	170	9.71	0.44	6.91	4.63	1.16	0.47	11.5	-82.9	Clear, Small Orange Particulates	No Odor
14:34	5	170	9.71	0.66	6.91	4.73	0.02	0.22	11.3	-95.0	Clear	No Odor
14:39	5	170	9.71	0.88	6.90	4.77	0.02	0.21	11.5	-100.2	Clear	No Odor
14:44	5	170	9.71	1.10	6.90	4.78	0.02	0.19	11.4	-103.5	Clear	No Odor
14:49	5	170	9.71	1.32	6.90	4.78	0.02	0.16	11.5	-105.1	Clear	No Odor
--	--	--	--	--	--	--	--	--	--	--	--	--
--	--	--	--	--	--	--	--	--	--	--	--	--
--	--	--	--	--	--	--	--	--	--	--	--	--
--	--	--	--	--	--	--	--	--	--	--	--	--
--	--	--	--	--	--	--	--	--	--	--	--	--
--	--	--	--	--	--	--	--	--	--	--	--	--
--	--	--	--	--	--	--	--	--	--	--	--	--
--	--	--	--	--	--	--	--	--	--	--	--	--
--	--	--	--	--	--	--	--	--	--	--	--	--
--	--	--	--	--	--	--	--	--	--	--	--	--
--	--	--	--	--	--	--	--	--	--	--	--	--
--	--	--	--	--	--	--	--	--	--	--	--	--

* **Turbidity** < 50 NTU and ±10% or within 1 NTU of a previous reading when <10 NTU

Constituents Sampled	Container	Number	Preservative
1,1-DCE, cis-1,2-DCE, trans-1,2-DCE, PCE, TCE, VC	40 mL Glass	3	HCL
1,4-dioxane	40 mL Glass	3	HCL

Comments

None

Well Casing Volumes

Gallons/Foot — *1" = 0.04* | *1.25" = 0.06* | *1.5" = 0.09* | *2" = 0.16* | *2.5" = 0.26* | *3" = 0.37* | *3.5" = 0.50* | *4" = 0.65* | *6" = 1.47*

Well Information

Well Location:	Onsite; center	Well Locked at Arrival:	n/a
Condition of Well:	Good	Well Locked at Departure:	n/a
Well Completion:	Flush mount	Lock Functioning:	n/a

ARCADIS

SHALLOW LOW-FLOW GROUNDWATER SAMPLING FORM

Project No.	30080642.401.01	Well ID	MW-66			Date	5-7-21
Project Name/Location		Ford LTP		Weather	52.0 degrees F and Partly Cloudy. The wind is blowing at 4.7 mph.		
Measuring Pt. Description	Top of Casing	Screen Setting (ft-bmp)	15-20	Casing Diameter (in.)	2	Well Material	PVC
Static Water Level (ft-bmp)	7.82	Total Depth (ft-bmp)	18.95	Water Column (ft.)	11.13	Gallons in Well	1.81
		Pump Intake (ft-bmp)	17.50	Purge Method	Low-Flow	Sample Method	Grab
		Well Volumes Purged	1.44				
Sample Time: Label	12:30	Volume Purged	2.6 gallons	Replicate/Code No.	DUP-02	Sampled by	Christina Weaver
Purge Start	11:23						
Purge End	12:40						

Time	Minutes Elapsed between Readings	Flow Rate (mL/min) [100-300 mL/min]	Depth to Water (ft) [± 0.3]	Total Gallons Purged	pH [± 0.1]	Cond. (mS/cm) [± 3%]	Turbidity (NTU) [± 10%*]	DO (mg/L) [± 10%]	Temp. (°C) [± 3%]	Redox (mV) [± 10mV]	Appearance	
											Color	Odor
11:25	0	180	7.86	0.00	7.64	5.05	135.00	0.94	12.6	-115.1	Cloudy	Slight Odor
11:30	5	180	7.85	0.24	7.64	5.07	122.00	0.25	12.2	-142.7	Cloudy	Slight Odor
11:35	5	180	7.85	0.48	7.64	5.14	106.00	0.13	12.1	-153.4	Clear	Slight Odor
11:40	5	180	7.85	0.72	7.64	5.16	103.00	0.14	12.1	-155.2	Cloudy	Slight Odor
11:45	5	180	7.85	0.96	7.64	5.16	94.30	0.19	12.4	-157.5	Clear, Cloudy	Slight Odor
11:50	5	150	7.84	1.20	7.64	5.17	86.90	0.30	12.6	-159.2	Clear, Cloudy	Slight Odor
11:55	5	150	7.84	1.40	7.64	5.19	67.80	0.29	12.2	-159.3	Clear, Cloudy	Slight Odor
12:00	5	150	7.84	1.60	7.63	5.24	59.30	0.26	12.2	-158.0	Clear, Cloudy	Slight Odor
12:05	5	150	7.84	1.80	7.62	5.24	51.40	0.27	12.7	-153.3	Clear, Cloudy	Slight Odor
12:10	5	150	7.84	2.00	7.62	5.20	56.70	0.25	12.3	-158.6	Clear, Cloudy	Slight Odor
12:15	5	150	7.84	2.20	7.62	5.20	56.90	0.26	12.5	-157.5	Clear, Cloudy	Slight Odor
12:20	5	150	7.84	2.40	7.62	5.19	54.30	0.28	12.6	-157.5	Clear, Cloudy	Slight Odor
12:25	5	150	7.84	2.60	7.62	5.19	42.70	0.27	12.5	-158.2	Clear, Cloudy	Slight Odor
--	--	--	--	--	--	--	--	--	--	--	--	--
--	--	--	--	--	--	--	--	--	--	--	--	--
--	--	--	--	--	--	--	--	--	--	--	--	--
--	--	--	--	--	--	--	--	--	--	--	--	--
--	--	--	--	--	--	--	--	--	--	--	--	--
--	--	--	--	--	--	--	--	--	--	--	--	--
--	--	--	--	--	--	--	--	--	--	--	--	--

* **Turbidity** < 50 NTU and ±10% or within 1 NTU of a previous reading when <10 NTU

Constituents Sampled	Container	Number	Preservative
1,1-DCE, cis-1,2-DCE, trans-1,2-DCE, PCE, TCE, VC	40 mL Glass	6	HCL
1,4-dioxane	40 mL Glass	6	HCL

Comments

J-plug pressurized , slight odor

Well Casing Volumes

Gallons/Foot — *1" = 0.04* — *1.25" = 0.06* — *1.5" = 0.09* — *2" = 0.16* — *2.5" = 0.26* — *3" = 0.37* — *3.5" = 0.50* — *4" = 0.65* — *6" = 1.47*

Well Information

Well Location:	Onsite North	Well Locked at Arrival:	n/a
Condition of Well:	Good	Well Locked at Departure:	n/a
Well Completion:	Flush mount	Lock Functioning:	n/a

ARCADIS

SHALLOW LOW-FLOW GROUNDWATER SAMPLING FORM

Project No.	30080642.401.01	Well ID	MW-67			Date	5-5-21
Project Name/Location		Ford LTP		Weather	46.0 degrees F and Cloudy. The wind is blowing N/NW at 8.1 mph.		
Measuring Pt. Description	Top of Casing	Screen Setting (ft-bmp)	9-14	Casing Diameter (in.)	2	Well Material	PVC
Static Water Level (ft-bmp)	9.95	Total Depth (ft-bmp)	14.00	Water Column (ft.)	4.05	Gallons in Well	0.66
		Pump Intake (ft-bmp)	11.50	Purge Method	Low-Flow	Sample Method	Grab
		Well Volumes Purged	2.32				
Sample Time: Label	14:15	Volume Purged	1.53 gallons	Replicate/Code No.	--	Sampled by	Emma Witherspoon
Purge Start	13:20						
Purge End	14:17						

Time	Minutes Elapsed between Readings	Flow Rate (mL/min) [100-300 mL/min]	Depth to Water (ft) [± 0.3]	Total Gallons Purged	pH [± 0.1]	Cond. (mS/cm) [± 3%]	Turbidity (NTU) [± 10%*]	DO (mg/L) [± 10%]	Temp. (°C) [± 3%]	Redox (mV) [± 10mV]	Appearance	
											Color	Odor
13:25	0	125	9.97	0.00	7.16	9.58	19.50	0.88	11.6	99.2	Clear, Small Orange Particulates	No Odor
13:30	5	125	9.97	0.17	7.12	9.69	11.90	0.52	11.7	85.6	Clear, Small Orange Particulates	No Odor
13:35	5	125	9.97	0.34	7.12	9.69	8.38	0.34	11.7	77.1	Clear, Small Orange Particulates	No Odor
13:40	5	125	9.97	0.51	7.12	9.69	5.65	1.34	11.8	74.5	Clear, Small Orange Particulates	No Odor
13:45	5	125	9.97	0.68	7.11	9.69	5.48	1.39	11.6	71.6	Clear	No Odor
13:50	5	125	9.97	0.85	7.11	9.69	4.03	1.34	11.7	69.0	Clear	No Odor
13:55	5	125	9.97	1.02	7.10	9.68	2.61	1.31	11.7	66.8	Clear	No Odor
14:00	5	125	9.97	1.19	7.10	9.68	3.31	1.17	11.8	64.1	Clear	No Odor
14:05	5	125	9.97	1.36	7.11	9.69	2.17	1.20	11.9	62.0	Clear	No Odor
14:10	5	125	9.97	1.53	7.11	9.69	3.99	1.20	11.9	60.1	Clear	No Odor
--	--	--	--	--	--	--	--	--	--	--	--	--
--	--	--	--	--	--	--	--	--	--	--	--	--
--	--	--	--	--	--	--	--	--	--	--	--	--
--	--	--	--	--	--	--	--	--	--	--	--	--
--	--	--	--	--	--	--	--	--	--	--	--	--
--	--	--	--	--	--	--	--	--	--	--	--	--
--	--	--	--	--	--	--	--	--	--	--	--	--
--	--	--	--	--	--	--	--	--	--	--	--	--
--	--	--	--	--	--	--	--	--	--	--	--	--
--	--	--	--	--	--	--	--	--	--	--	--	--

* **Turbidity** < 50 NTU and ±10% or within 1 NTU of a previous reading when <10 NTU

Constituents Sampled	Container	Number	Preservative
1,1-DCE, cis-1,2-DCE, trans-1,2-DCE, PCE, TCE, VC	40 mL Glass	3	HCL
1,4-dioxane	40 mL Glass	3	HCL

Comments

None

Well Casing Volumes

Gallons/Foot — *1" = 0.04* | *1.25" = 0.06* | *1.5" = 0.09* | *2" = 0.16* | *2.5" = 0.26* | *3" = 0.37* | *3.5" = 0.50* | *4" = 0.65* | *6" = 1.47*

Well Information

Well Location:	Onsite; E of property	Well Locked at Arrival:	n/a
Condition of Well:	Good	Well Locked at Departure:	n/a
Well Completion:	Flush mount	Lock Functioning:	n/a

ARCADIS

SHALLOW LOW-FLOW GROUNDWATER SAMPLING FORM

Project No.	30080642.401.01	Well ID	MW-68			Date	5-5-21
Project Name/Location	Ford LTP			Weather	52.0 degrees F and Cloudy. The wind is blowing NW at 12.8 mph.		
Measuring Pt. Description	Top of Casing	Screen Setting (ft-bmp)	15-20	Casing Diameter (in.)	2	Well Material	PVC
Static Water Level (ft-bmp)	9.80	Total Depth (ft-bmp)	19.82	Water Column (ft.)	10.02	Gallons in Well	1.63
		Pump Intake (ft-bmp)	17.50	Purge Method	Low-Flow	Sample Method	Grab
		Well Volumes Purged	0.48				
Sample Time: Label	16:45	Volume Purged	0.78 gallons	Replicate/Code No.	--	Sampled by	Emma Witherspoon
Purge Start	16:09						
Purge End	16:51						

Time	Minutes Elapsed between Readings	Flow Rate (mL/min) [100-300 mL/min]	Depth to Water (ft) [± 0.3]	Total Gallons Purged	pH [± 0.1]	Cond. (mS/cm) [± 3%]	Turbidity (NTU) [± 10%*]	DO (mg/L) [± 10%]	Temp. (°C) [± 3%]	Redox (mV) [± 10mV]	Appearance	
											Color	Odor
16:10	0	100	9.86	0.00	7.70	11.90	6.29	1.30	13.6	24.5	Clear, Small Orange Particulates	No Odor
16:15	5	100	9.86	0.13	7.72	11.55	5.00	0.51	13.5	22.4	Clear, Small Orange Particulates	No Odor
16:20	5	100	9.86	0.26	7.66	11.07	6.66	0.35	13.4	23.1	Clear, Small Black Particulates	No Odor
16:25	5	100	9.86	0.39	7.64	10.84	2.22	0.26	13.2	24.0	Clear, Small Black Particulates	No Odor
16:30	5	100	9.86	0.52	7.63	10.88	3.03	0.24	13.2	24.6	Clear, Small Orange Particulates	No Odor
16:35	5	100	9.86	0.65	7.63	10.84	1.17	0.23	13.2	24.9	Clear, Small Orange Particulates	No Odor
16:40	5	100	9.86	0.78	7.62	10.89	0.36	0.22	13.2	25.7	Clear, Small Orange Particulates	No Odor
--	--	--	--	--	--	--	--	--	--	--	--	--
--	--	--	--	--	--	--	--	--	--	--	--	--
--	--	--	--	--	--	--	--	--	--	--	--	--
--	--	--	--	--	--	--	--	--	--	--	--	--
--	--	--	--	--	--	--	--	--	--	--	--	--
--	--	--	--	--	--	--	--	--	--	--	--	--
--	--	--	--	--	--	--	--	--	--	--	--	--
--	--	--	--	--	--	--	--	--	--	--	--	--
--	--	--	--	--	--	--	--	--	--	--	--	--
--	--	--	--	--	--	--	--	--	--	--	--	--
--	--	--	--	--	--	--	--	--	--	--	--	--
--	--	--	--	--	--	--	--	--	--	--	--	--

* **Turbidity** < 50 NTU and ±10% or within 1 NTU of a previous reading when <10 NTU

Constituents Sampled	Container	Number	Preservative
1,1-DCE, cis-1,2-DCE, trans-1,2-DCE, PCE, TCE, VC	40 mL Glass	3	HCL
1,4-dioxane	40 mL Glass	3	HCL

Comments

One broken thread tab; bolts missing

Well Casing Volumes

Gallons/Foot — *1" = 0.04* | *1.25" = 0.06* | *1.5" = 0.09* | *2" = 0.16* | *2.5" = 0.26* | *3" = 0.37* | *3.5" = 0.50* | *4" = 0.65* | *6" = 1.47*

Well Information

Well Location:	On site; E of Property	Well Locked at Arrival:	n/a
Condition of Well:	Broken thread tabs,Fair,Missing bolts	Well Locked at Departure:	n/a
Well Completion:	Flush mount	Lock Functioning:	n/a

ARCADIS

SHALLOW LOW-FLOW GROUNDWATER SAMPLING FORM

Project No.	30080642.401.01	Well ID	MW-69			Date	5-12-21
Project Name/Location	Ford LTP			Weather	54.0 degrees F and Clear. The wind is blowing at 5.8 mph.		
Measuring Pt. Description	Top of Casing	Screen Setting (ft-bmp)	15-20	Casing Diameter (in.)	2	Well Material	PVC
Static Water Level (ft-bmp)	9.85	Total Depth (ft-bmp)	19.90	Water Column (ft.)	10.05	Gallons in Well	1.63
		Pump Intake (ft-bmp)	17.50	Purge Method	Low-Flow	Sample Method	Grab
		Well Volumes Purged	0.96				
Sample Time: Label	11:30	Volume Purged	1.56 gallons	Replicate/Code No.	--	Sampled by	Emma Witherspoon
Purge Start	10:27						
Purge End	11:33						

Time	Minutes Elapsed between Readings	Flow Rate (mL/min) [100-300 mL/min]	Depth to Water (ft) [± 0.3]	Total Gallons Purged	pH [± 0.1]	Cond. (mS/cm) [± 3%]	Turbidity (NTU) [± 10%*]	DO (mg/L) [± 10%]	Temp. (°C) [± 3%]	Redox (mV) [± 10mV]	Appearance	
											Color	Odor
10:30	0	100	10.13	0.00	7.17	14.44	89.70	0.60	13.8	-109.8	Clear, Small Orange Particulates	Faint Odor
10:35	5	100	10.10	0.13	7.11	14.51	59.40	0.45	13.7	-105.2	Clear, Small Orange Particulates	No Odor
10:40	5	100	10.10	0.26	7.10	14.42	44.60	0.27	13.6	-103.2	Clear, Small Orange Particulates	No Odor
10:45	5	100	10.10	0.39	7.10	14.39	38.00	0.20	13.5	-102.5	Clear, Small Orange Particulates	No Odor
10:50	5	100	10.10	0.52	7.10	14.31	29.50	0.15	13.5	-102.2	Clear, Small Orange Particulates	No Odor
10:55	5	100	10.10	0.65	7.10	14.22	18.40	0.12	13.5	-101.8	Clear, Small Orange Particulates	No Odor
11:00	5	100	10.10	0.78	7.10	14.21	17.90	0.12	13.6	-101.7	Clear, Small Orange Particulates	No Odor
11:05	5	100	10.10	0.91	7.10	14.18	18.00	0.11	13.6	-101.2	Clear, Small Orange Particulates	No Odor
11:10	5	100	10.10	1.04	7.10	14.11	13.90	0.11	13.7	-101.3	Clear, Small Orange Particulates	No Odor
11:15	5	100	10.10	1.17	7.10	13.92	12.00	0.06	13.6	-101.0	Clear, Small Orange Particulates	No Odor
11:20	5	100	10.10	1.30	7.10	13.82	9.83	0.07	13.6	-100.9	Clear, Small Orange Particulates	No Odor
11:25	5	100	10.10	1.43	7.10	13.69	9.45	0.06	13.6	-100.9	Clear, Small Orange Particulates	No Odor
11:30	5	100	10.10	1.56	7.10	13.64	9.01	0.05	13.6	-101.0	Clear, Small Orange Particulates	No Odor
--	--	--	--	--	--	--	--	--	--	--	--	--
--	--	--	--	--	--	--	--	--	--	--	--	--
--	--	--	--	--	--	--	--	--	--	--	--	--
--	--	--	--	--	--	--	--	--	--	--	--	--
--	--	--	--	--	--	--	--	--	--	--	--	--
--	--	--	--	--	--	--	--	--	--	--	--	--
--	--	--	--	--	--	--	--	--	--	--	--	--

* **Turbidity** < 50 NTU and ±10% or within 1 NTU of a previous reading when <10 NTU

Constituents Sampled	Container	Number	Preservative
1,1-DCE, cis-1,2-DCE, trans-1,2-DCE, PCE, TCE, VC	40 mL Glass	3	HCL
1,4-dioxane	40 mL Glass	3	HCL

Comments

Both thread tabs broken off

Well Casing Volumes

Gallons/Foot	1" = 0.04	1.25" = 0.06	1.5" = 0.09	2" = 0.16	2.5" = 0.26	3" = 0.37	3.5" = 0.50	4" = 0.65	6" = 1.47

Well Information

Well Location:	On-site; E of property	Well Locked at Arrival:	n/a
Condition of Well:	Broken thread tabs,Fair	Well Locked at Departure:	n/a
Well Completion:	Flush mount	Lock Functioning:	n/a

ARCADIS

SHALLOW LOW-FLOW GROUNDWATER SAMPLING FORM

Project No.	30080642.401.01	Well ID	MW-70			Date	5-11-21
Project Name/Location	Ford LTP			Weather	50.0 degrees F and Mostly Cloudy. The wind is blowing NW at 17.2 mph.		
Measuring Pt. Description	Top of Casing	Screen Setting (ft-bmp)	15-20	Casing Diameter (in.)	2	Well Material	PVC
Static Water Level (ft-bmp)	11.80	Total Depth (ft-bmp)	20.11	Water Column (ft.)	8.31	Gallons in Well	1.35
		Pump Intake (ft-bmp)	17.50	Purge Method	Low-Flow	Sample Method	Grab
		Well Volumes Purged	1.16				
Sample Time: Label	15:00	Volume Purged	1.56 gallons	Replicate/Code No.	--	Sampled by	Emma Witherspoon
Purge Start	13:50						
Purge End	15:02						

Time	Minutes Elapsed between Readings	Flow Rate (mL/min) [100-300 mL/min]	Depth to Water (ft) [± 0.3]	Total Gallons Purged	pH [± 0.1]	Cond. (mS/cm) [± 3%]	Turbidity (NTU) [± 10%*]	DO (mg/L) [± 10%]	Temp. (°C) [± 3%]	Redox (mV) [± 10mV]	Appearance	
											Color	Odor
13:55	0	100	11.89	0.00	7.73	7.78	64.80	2.28	13.8	-113.0	Small Orange Particulates, Yellow	No Odor
14:00	5	100	11.85	0.13	7.32	7.82	101.00	1.88	13.8	-102.5	Small Orange Particulates, Yellow	No Odor
14:05	5	100	11.85	0.26	7.20	7.77	82.10	1.46	13.9	-93.5	Small Orange Particulates, Yellow	No Odor
14:10	5	100	11.85	0.39	7.17	7.77	57.10	1.32	14.1	-93.3	Small Orange Particulates, Yellow	No Odor
14:15	5	100	11.85	0.52	7.14	7.79	39.50	1.54	14.0	-92.3	Clear, Small Orange Particulates	No Odor
14:20	5	100	11.85	0.65	7.09	7.76	30.60	1.52	14.0	-88.3	Clear, Small Orange Particulates	No Odor
14:25	5	100	11.85	0.78	7.07	7.74	25.20	1.66	14.0	-85.3	Clear, Small Orange Particulates	No Odor
14:30	5	100	11.85	0.91	7.05	7.74	22.80	1.77	13.7	-81.7	Clear, Small Orange Particulates	No Odor
14:35	5	100	11.85	1.04	7.03	7.74	22.70	0.74	13.6	-79.6	Clear, Small Orange Particulates	No Odor
14:40	5	100	11.85	1.17	7.00	7.75	20.10	1.07	14.0	-77.2	Clear, Small Orange Particulates	No Odor
14:45	5	100	11.85	1.30	6.99	7.75	18.20	0.64	13.7	-75.8	Clear, Small Orange Particulates	No Odor
14:50	5	100	11.85	1.43	6.97	7.75	15.30	0.94	13.8	-73.6	Clear, Small Orange Particulates	No Odor
14:55	5	100	11.85	1.56	6.96	7.75	11.30	1.01	14.0	-72.3	Clear, Small Orange Particulates	No Odor
--	--	--	--	--	--	--	--	--	--	--	--	--
--	--	--	--	--	--	--	--	--	--	--	--	--
--	--	--	--	--	--	--	--	--	--	--	--	--
--	--	--	--	--	--	--	--	--	--	--	--	--
--	--	--	--	--	--	--	--	--	--	--	--	--
--	--	--	--	--	--	--	--	--	--	--	--	--
--	--	--	--	--	--	--	--	--	--	--	--	--

* **Turbidity** < 50 NTU and ±10% or within 1 NTU of a previous reading when <10 NTU

Constituents Sampled	Container	Number	Preservative
1,1-DCE, cis-1,2-DCE, trans-1,2-DCE, PCE, TCE, VC	40 mL Glass	3	HCL
1,4-dioxane	40 mL Glass	3	HCL

Comments

One broken thread tab

Well Casing Volumes

Gallons/Foot					
	1" = 0.04	1.5" = 0.09	2.5" = 0.26	3.5" = 0.50	6" = 1.47
	1.25" = 0.06	2" = 0.16	3" = 0.37	4" = 0.65	

Well Information

Well Location:	On-site; E of property	Well Locked at Arrival:	n/a
Condition of Well:	Broken thread tabs,Fair	Well Locked at Departure:	n/a
Well Completion:	Flush mount	Lock Functioning:	n/a

ARCADIS

SHALLOW LOW-FLOW GROUNDWATER SAMPLING FORM

Project No.	30080642.401.01	Well ID	MW-71			Date	5-11-21
Project Name/Location	Ford LTP			Weather	55.0 degrees F and Mostly Cloudy. The wind is blowing W/NW at 13.9 mph.		
Measuring Pt. Description	Top of Casing	Screen Setting (ft-bmp)	15-20	Casing Diameter (in.)	2	Well Material	PVC
Static Water Level (ft-bmp)	12.64	Total Depth (ft-bmp)	20.16	Water Column (ft.)	7.52	Gallons in Well	1.22
		Pump Intake (ft-bmp)	17.50	Purge Method	Low-Flow	Sample Method	Grab
		Well Volumes Purged	1.28				
Sample Time: Label	16:30	Volume Purged	1.56 gallons	Replicate/Code No.	--	Sampled by	Emma Witherspoon
Purge Start	15:29						
Purge End	16:35						

Time	Minutes Elapsed between Readings	Flow Rate (mL/min) [100-300 mL/min]	Depth to Water (ft) [± 0.3]	Total Gallons Purged	pH [± 0.1]	Cond. (mS/cm) [± 3%]	Turbidity (NTU) [± 10%*]	DO (mg/L) [± 10%]	Temp. (°C) [± 3%]	Redox (mV) [± 10mV]	Appearance	
											Color	Odor
15:30	0	100	12.86	0.00	7.06	17.46	3.33	0.76	14.8	-50.6	Clear, Small Orange Particulates	Faint Odor
15:35	5	100	12.85	0.13	7.01	17.56	5.84	0.54	14.8	-70.0	Clear, Small Orange Particulates	Faint Odor
15:40	5	100	12.85	0.26	7.01	17.62	10.80	0.47	14.7	-78.6	Clear, Small Orange Particulates	Faint Odor
15:45	5	100	12.85	0.39	7.02	17.59	8.06	0.31	14.6	-82.8	Clear, Small Orange Particulates	Faint Odor
15:50	5	100	12.85	0.52	7.02	17.56	10.90	0.24	14.6	-84.4	Clear, Small Orange Particulates	Faint Odor
15:55	5	100	12.85	0.65	7.02	17.61	10.50	0.19	14.6	-85.8	Clear, Small Orange Particulates	Faint Odor
16:00	5	100	12.85	0.78	7.02	17.67	7.95	0.13	14.7	-87.2	Clear, Small Orange Particulates	Faint Odor
16:05	5	100	12.85	0.91	7.02	17.73	6.44	0.09	14.7	-88.3	Clear, Small Orange Particulates	Faint Odor
16:10	5	100	12.85	1.04	7.02	17.77	7.58	0.08	14.6	-88.7	Clear, Small Orange Particulates	Faint Odor
16:15	5	100	12.85	1.17	7.02	17.79	6.28	0.09	14.5	-89.5	Clear	Faint Odor
16:20	5	100	12.85	1.30	7.02	17.81	6.07	0.06	14.5	-90.3	Clear	Faint Odor
16:25	5	100	12.85	1.43	7.02	17.80	4.95	0.07	14.6	-90.8	Clear	Faint Odor
16:30	5	100	12.85	1.56	7.02	17.84	4.81	0.08	14.8	-91.0	Clear	Faint Odor
--	--	--	--	--	--	--	--	--	--	--	--	--
--	--	--	--	--	--	--	--	--	--	--	--	--
--	--	--	--	--	--	--	--	--	--	--	--	--
--	--	--	--	--	--	--	--	--	--	--	--	--
--	--	--	--	--	--	--	--	--	--	--	--	--
--	--	--	--	--	--	--	--	--	--	--	--	--
--	--	--	--	--	--	--	--	--	--	--	--	--

* **Turbidity** < 50 NTU and ±10% or within 1 NTU of a previous reading when <10 NTU

Constituents Sampled	Container	Number	Preservative
1,1-DCE, cis-1,2-DCE, trans-1,2-DCE, PCE, TCE, VC	40 mL Glass	3	HCL
1,4-dioxane	40 mL Glass	3	HCL

Comments

None

Well Casing Volumes

Gallons/Foot — *1" = 0.04* | *1.25" = 0.06* | *1.5" = 0.09* | *2" = 0.16* | *2.5" = 0.26* | *3" = 0.37* | *3.5" = 0.50* | *4" = 0.65* | *6" = 1.47*

Well Information

Well Location:	On-site; S of property	Well Locked at Arrival:	n/a
Condition of Well:	Good	Well Locked at Departure:	n/a
Well Completion:	Flush mount	Lock Functioning:	n/a

ARCADIS

SHALLOW LOW-FLOW GROUNDWATER SAMPLING FORM

Project No.	30080642.401.01	Well ID	MW-113			Date	5-21-21
Project Name/Location		Ford LTP		Weather	66.9 degrees F and Cloudy. The wind is blowing S/SW at 5.8 mph.		
Measuring Pt. Description	Top of Casing	Screen Setting (ft-bmp)	5-10	Casing Diameter (in.)	2	Well Material	PVC
Static Water Level (ft-bmp)	5.01	Total Depth (ft-bmp)	9.53	Water Column (ft.)	4.52	Gallons in Well	0.73
		Pump Intake (ft-bmp)	7.50	Purge Method	Low-Flow	Sample Method	Grab
		Well Volumes Purged	2.14				
Sample Time: Label	9:35	Volume Purged	1.56 gallons	Replicate/Code No.	--	Sampled by	Emma Witherspoon
Purge Start	8:32						
Purge End	9:42						

Time	Minutes Elapsed between Readings	Flow Rate (mL/min) [100-300 mL/min]	Depth to Water (ft) [± 0.3]	Total Gallons Purged	pH [± 0.1]	Cond. (mS/cm) [± 3%]	Turbidity (NTU) [± 10%*]	DO (mg/L) [± 10%]	Temp. (°C) [± 3%]	Redox (mV) [± 10mV]	Appearance	
											Color	Odor
8:35	0	100	5.03	0.00	7.22	4.29	6.52	0.89	14.5	186.8	Clear, Small Black Particulates	No Odor
8:40	5	100	5.03	0.13	7.22	4.31	4.01	0.62	14.2	185.7	Clear	No Odor
8:45	5	100	5.03	0.26	7.24	4.28	3.38	0.21	14.1	181.2	Clear, Small Black Particulates	No Odor
8:50	5	100	5.03	0.39	7.25	4.23	2.52	0.14	14.0	175.8	Clear, Small Black Particulates	No Odor
8:55	5	100	5.03	0.52	7.26	4.16	3.13	0.11	14.0	169.5	Clear, Small Black Particulates	No Odor
9:00	5	100	5.03	0.65	7.26	4.05	1.34	0.09	13.9	162.1	Clear	No Odor
9:05	5	100	5.03	0.78	7.26	3.98	1.89	0.07	14.1	155.3	Clear	No Odor
9:10	5	100	5.03	0.91	7.26	3.92	3.32	0.07	14.1	148.0	Clear	No Odor
9:15	5	100	5.03	1.04	7.26	3.89	4.06	0.07	14.1	141.8	Clear	No Odor
9:20	5	100	5.03	1.17	7.26	3.86	5.95	0.07	14.1	136.5	Clear, Small White Particulates	No Odor
9:25	5	100	5.03	1.30	7.26	3.79	2.42	0.06	14.1	124.9	Clear	No Odor
9:30	5	100	5.03	1.43	7.26	3.78	5.76	0.05	14.2	123.5	Clear	No Odor
9:35	5	100	5.03	1.56	7.26	3.74	6.92	0.13	14.4	120.7	Clear	No Odor
--	--	--	--	--	--	--	--	--	--	--	--	--
--	--	--	--	--	--	--	--	--	--	--	--	--
--	--	--	--	--	--	--	--	--	--	--	--	--
--	--	--	--	--	--	--	--	--	--	--	--	--
--	--	--	--	--	--	--	--	--	--	--	--	--
--	--	--	--	--	--	--	--	--	--	--	--	--
--	--	--	--	--	--	--	--	--	--	--	--	--

* **Turbidity** < 50 NTU and ±10% or within 1 NTU of a previous reading when <10 NTU

Constituents Sampled	Container	Number	Preservative
1,1-DCE, cis-1,2-DCE, trans-1,2-DCE, PCE, TCE, VC	40 mL Glass	3	HCL
1,4-dioxane	40 mL Glass	3	HCL

Comments

Two broken off bolts in thread tabs

Well Casing Volumes

Gallons/Foot					
	1" = 0.04	1.5" = 0.09	2.5" = 0.26	3.5" = 0.50	6" = 1.47
	1.25" = 0.06	2" = 0.16	3" = 0.37	4" = 0.65	

Well Information

Well Location:	On-site; N of property	Well Locked at Arrival:	n/a
Condition of Well:	Broken thread tabs,Fair	Well Locked at Departure:	n/a
Well Completion:	Flush mount	Lock Functioning:	n/a

ARCADIS

SHALLOW LOW-FLOW GROUNDWATER SAMPLING FORM

Project No.	30080642.401.01	Well ID	MW-120			Date	5-15-21
Project Name/Location		Ford LTP		Weather	63.0 degrees F and Partly Cloudy. The wind is blowing S at 3.4 mph.		
Measuring Pt. Description	Top of Casing	Screen Setting (ft-bmp)	7-12	Casing Diameter (in.)	2	Well Material	PVC
Static Water Level (ft-bmp)	6.29	Total Depth (ft-bmp)	11.73	Water Column (ft.)	5.44	Gallons in Well	0.88
		Pump Intake (ft-bmp)	9.50	Purge Method	Low-Flow	Sample Method	Grab
		Well Volumes Purged	1.36				
Sample Time: Label	11:30	Volume Purged	1.2 gallons	Replicate/Code No.	--	Sampled by	Julia McClafferty
Purge Start	10:55						
Purge End	11:33						

Time	Minutes Elapsed between Readings	Flow Rate (mL/min) [100-300 mL/min]	Depth to Water (ft) [± 0.3]	Total Gallons Purged	pH [± 0.1]	Cond. (mS/cm) [± 3%]	Turbidity (NTU) [± 10%*]	DO (mg/L) [± 10%]	Temp. (°C) [± 3%]	Redox (mV) [± 10mV]	Appearance	
											Color	Odor
10:56	0	150	6.33	0.00	7.35	1.40	9.87	2.55	13.2	3.9	Clear, Small Black Particulates	No Odor
11:01	5	150	6.31	0.20	7.32	1.35	9.35	0.19	12.9	-2.8	Clear, Small Black Particulates	No Odor
11:06	5	150	6.31	0.40	7.32	1.38	5.74	0.25	13.2	-3.8	Clear, Small Black Particulates	No Odor
11:11	5	150	6.31	0.60	7.32	1.38	5.86	0.17	13.1	-6.6	Clear, Small Black Particulates	No Odor
11:16	5	150	6.31	0.80	7.32	1.36	3.38	0.13	13.0	-11.1	Clear, Small Black Particulates	No Odor
11:21	5	150	6.31	1.00	7.32	1.36	1.56	0.16	12.9	-13.2	Clear	No Odor
11:26	5	150	6.31	1.20	7.32	1.36	1.68	0.12	13.1	-13.3	Clear	No Odor
--	--	--	--	--	--	--	--	--	--	--	--	--
--	--	--	--	--	--	--	--	--	--	--	--	--
--	--	--	--	--	--	--	--	--	--	--	--	--
--	--	--	--	--	--	--	--	--	--	--	--	--
--	--	--	--	--	--	--	--	--	--	--	--	--
--	--	--	--	--	--	--	--	--	--	--	--	--
--	--	--	--	--	--	--	--	--	--	--	--	--
--	--	--	--	--	--	--	--	--	--	--	--	--
--	--	--	--	--	--	--	--	--	--	--	--	--
--	--	--	--	--	--	--	--	--	--	--	--	--
--	--	--	--	--	--	--	--	--	--	--	--	--
--	--	--	--	--	--	--	--	--	--	--	--	--

* **Turbidity** < 50 NTU and ±10% or within 1 NTU of a previous reading when <10 NTU

Constituents Sampled	Container	Number	Preservative
1,1-DCE, cis-1,2-DCE, trans-1,2-DCE, PCE, TCE, VC	40 mL Glass	3	HCL
1,4-dioxane	40 mL Glass	3	HCL

Comments

Bolts broken off in two tabs

Well Casing Volumes

Gallons/Foot — *1" = 0.04* | *1.25" = 0.06* | *1.5" = 0.09* | *2" = 0.16* | *2.5" = 0.26* | *3" = 0.37* | *3.5" = 0.50* | *4" = 0.65* | *6" = 1.47*

Well Information

Well Location:	Onsite; Northeast	Well Locked at Arrival:	n/a
Condition of Well:	Poor	Well Locked at Departure:	n/a
Well Completion:	Flush mount	Lock Functioning:	n/a

ARCADIS

SHALLOW LOW-FLOW GROUNDWATER SAMPLING FORM

Project No.	30080642.401.01	Well ID	MW-122			Date	5-21-21
Project Name/Location		Ford LTP		Weather	66.9 degrees F and Cloudy. The wind is blowing S/SW at 5.8 mph.		
Measuring Pt. Description	Top of Casing	Screen Setting (ft-bmp)	16-21	Casing Diameter (in.)	2	Well Material	PVC
Static Water Level (ft-bmp)	9.59	Total Depth (ft-bmp)	21.00	Water Column (ft.)	11.41	Gallons in Well	1.85
		Pump Intake (ft-bmp)	18.50	Purge Method	Low-Flow	Sample Method	Grab
		Well Volumes Purged	0.76				
Sample Time: Label	9:55	Volume Purged	1.4 gallons	Replicate/Code No.	--	Sampled by	Shantel Johnson
Purge Start	9:14						
Purge End	9:59						

Time	Minutes Elapsed between Readings	Flow Rate (mL/min) [100-300 mL/min]	Depth to Water (ft) [± 0.3]	Total Gallons Purged	pH [± 0.1]	Cond. (mS/cm) [± 3%]	Turbidity (NTU) [± 10%*]	DO (mg/L) [± 10%]	Temp. (°C) [± 3%]	Redox (mV) [± 10mV]	Appearance	
											Color	Odor
9:16	0	150	9.64	0.00	7.24	6.68	25.70	0.41	14.9	-78.9	Clear	No Odor
9:21	5	150	9.66	0.20	7.27	6.82	21.80	0.27	14.5	-88.5	Clear	No Odor
9:26	5	150	9.66	0.40	7.27	6.98	14.30	0.22	14.3	-91.4	Clear	No Odor
9:31	5	150	9.66	0.60	7.28	7.21	8.42	0.15	14.0	-93.2	Clear	No Odor
9:36	5	150	9.66	0.80	7.28	7.34	6.67	0.12	14.3	-93.5	Clear	No Odor
9:41	5	150	9.66	1.00	7.28	7.65	6.36	0.08	14.0	-94.0	Clear	No Odor
9:46	5	150	9.67	1.20	7.29	7.64	5.89	0.05	14.0	-94.5	Clear	No Odor
9:51	5	150	9.67	1.40	7.29	7.68	5.77	0.04	13.9	-94.6	Clear	No Odor
--	--	--	--	--	--	--	--	--	--	--	--	--
--	--	--	--	--	--	--	--	--	--	--	--	--
--	--	--	--	--	--	--	--	--	--	--	--	--
--	--	--	--	--	--	--	--	--	--	--	--	--
--	--	--	--	--	--	--	--	--	--	--	--	--
--	--	--	--	--	--	--	--	--	--	--	--	--
--	--	--	--	--	--	--	--	--	--	--	--	--
--	--	--	--	--	--	--	--	--	--	--	--	--
--	--	--	--	--	--	--	--	--	--	--	--	--
--	--	--	--	--	--	--	--	--	--	--	--	--
--	--	--	--	--	--	--	--	--	--	--	--	--

* **Turbidity** < 50 NTU and ±10% or within 1 NTU of a previous reading when <10 NTU

Constituents Sampled	Container	Number	Preservative
1,1-DCE, cis-1,2-DCE, trans-1,2-DCE, PCE, TCE, VC	40 mL Glass	3	HCL
1,4-dioxane	40 mL Glass	3	HCL

Comments

None

Well Casing Volumes

Gallons/Foot — *1" = 0.04* | *1.25" = 0.06* | *1.5" = 0.09* | *2" = 0.16* | *2.5" = 0.26* | *3" = 0.37* | *3.5" = 0.50* | *4" = 0.65* | *6" = 1.47*

Well Information

Well Location:	Onsite; East	Well Locked at Arrival:	n/a
Condition of Well:	Good	Well Locked at Departure:	n/a
Well Completion:	Flush mount	Lock Functioning:	n/a

ARCADIS

SHALLOW LOW-FLOW GROUNDWATER SAMPLING FORM

Project No.	30080642.401.01	Well ID	MW-124			Date	5-21-21
Project Name/Location		Ford LTP		Weather	71.1 degrees F and Mostly Cloudy. The wind is blowing S at 6.9 mph.		
Measuring Pt. Description	Top of Casing	Screen Setting (ft-bmp)	5-10	Casing Diameter (in.)	2	Well Material	PVC
Static Water Level (ft-bmp)	2.00	Total Depth (ft-bmp)	9.57	Water Column (ft.)	7.57	Gallons in Well	1.23
		Pump Intake (ft-bmp)	7.50	Purge Method	Low-Flow	Sample Method	Grab
		Well Volumes Purged	0.88				
Sample Time: Label	10:40	Volume Purged	1.08 gallons	Replicate/Code No.	--	Sampled by	Emma Witherspoon
Purge Start	10:06						
Purge End	10:46						

Time	Minutes Elapsed between Readings	Flow Rate (mL/min) [100-300 mL/min]	Depth to Water (ft) [± 0.3]	Total Gallons Purged	pH [± 0.1]	Cond. (mS/cm) [± 3%]	Turbidity (NTU) [± 10%*]	DO (mg/L) [± 10%]	Temp. (°C) [± 3%]	Redox (mV) [± 10mV]	Appearance	
											Color	Odor
10:10	0	125	2.03	0.00	7.22	0.81	2.22	0.76	13.2	-88.2	Clear, Small Brown Particulates	Faint Odor
10:15	5	125	2.01	0.17	7.18	0.80	1.89	0.27	13.0	-91.9	Clear, Small Orange Particulates	No Odor
10:20	5	125	2.01	0.34	7.18	0.80	0.99	0.18	12.9	-95.4	Clear	No Odor
10:25	5	125	2.01	0.51	7.18	0.79	2.35	0.11	13.1	-98.7	Clear	No Odor
10:30	5	150	2.01	0.68	7.18	0.79	2.24	0.09	13.0	-100.6	Clear, Small Orange Particulates	No Odor
10:35	5	150	2.01	0.88	7.18	0.79	1.23	0.07	13.0	-102.8	Clear, Small Orange Particulates	No Odor
10:40	5	150	2.01	1.08	7.18	0.79	1.84	0.07	13.0	-104.1	Clear	No Odor
--	--	--	--	--	--	--	--	--	--	--	--	--
--	--	--	--	--	--	--	--	--	--	--	--	--
--	--	--	--	--	--	--	--	--	--	--	--	--
--	--	--	--	--	--	--	--	--	--	--	--	--
--	--	--	--	--	--	--	--	--	--	--	--	--
--	--	--	--	--	--	--	--	--	--	--	--	--
--	--	--	--	--	--	--	--	--	--	--	--	--
--	--	--	--	--	--	--	--	--	--	--	--	--
--	--	--	--	--	--	--	--	--	--	--	--	--
--	--	--	--	--	--	--	--	--	--	--	--	--
--	--	--	--	--	--	--	--	--	--	--	--	--
--	--	--	--	--	--	--	--	--	--	--	--	--

* **Turbidity** < 50 NTU and ±10% or within 1 NTU of a previous reading when <10 NTU

Constituents Sampled	Container	Number	Preservative
1,1-DCE, cis-1,2-DCE, trans-1,2-DCE, PCE, TCE, VC	40 mL Glass	3	HCL
1,4-dioxane	40 mL Glass	3	HCL

Comments

Two bolts broken in thread tabs

Well Casing Volumes

Gallons/Foot — *1" = 0.04* | *1.25" = 0.06* | *1.5" = 0.09* | *2" = 0.16* | *2.5" = 0.26* | *3" = 0.37* | *3.5" = 0.50* | *4" = 0.65* | *6" = 1.47*

Well Information

Well Location:	On-site; N of property	Well Locked at Arrival:	n/a
Condition of Well:	Broken thread tabs,Fair	Well Locked at Departure:	n/a
Well Completion:	Flush mount	Lock Functioning:	n/a

ARCADIS

SHALLOW LOW-FLOW GROUNDWATER SAMPLING FORM

Project No.	30080642.401.01	Well ID	MW-194			Date	5-17-21
Project Name/Location		Ford LTP		Weather	57.9 degrees F and Mostly Cloudy. The wind is blowing SE at 3.4 mph.		
Measuring Pt. Description	Top of Casing	Screen Setting (ft-bmp)	12-17	Casing Diameter (in.)	2	Well Material	PVC
Static Water Level (ft-bmp)	3.08	Total Depth (ft-bmp)	16.13	Water Column (ft.)	13.05	Gallons in Well	2.12
		Pump Intake (ft-bmp)	14.50	Purge Method	Low-Flow	Sample Method	Grab
		Well Volumes Purged	0.66				
Sample Time: Label	10:12	Volume Purged	1.4 gallons	Replicate/Code No.	--	Sampled by	Shantel Johnson
Purge Start	9:30						
Purge End	10:16						

Time	Minutes Elapsed between Readings	Flow Rate (mL/min) [100-300 mL/min]	Depth to Water (ft) [± 0.3]	Total Gallons Purged	pH [± 0.1]	Cond. (mS/cm) [± 3%]	Turbidity (NTU) [± 10%*]	DO (mg/L) [± 10%]	Temp. (°C) [± 3%]	Redox (mV) [± 10mV]	Appearance	
											Color	Odor
9:33	0	150	3.21	0.00	7.57	4.44	21.50	0.07	12.0	-81.2	Clear	No Odor
9:38	5	150	3.19	0.20	7.46	4.44	18.20	0.04	12.1	-75.4	Clear	No Odor
9:43	5	150	3.19	0.40	7.40	4.43	19.80	0.03	11.9	-73.9	Clear	No Odor
9:48	5	150	3.24	0.60	7.38	4.44	24.70	0.06	11.9	-73.5	Clear	No Odor
9:53	5	150	3.25	0.80	7.38	4.43	24.30	0.04	12.0	-74.0	Clear	No Odor
9:58	5	150	3.25	1.00	7.37	4.42	21.10	0.03	12.1	-75.2	Clear	No Odor
10:03	5	150	3.25	1.20	7.37	4.43	19.30	0.02	11.9	-77.6	Clear	No Odor
10:08	5	150	3.25	1.40	7.37	4.42	19.10	0.00	11.9	-77.8	Clear	No Odor
--	--	--	--	--	--	--	--	--	--	--	--	--
--	--	--	--	--	--	--	--	--	--	--	--	--
--	--	--	--	--	--	--	--	--	--	--	--	--
--	--	--	--	--	--	--	--	--	--	--	--	--
--	--	--	--	--	--	--	--	--	--	--	--	--
--	--	--	--	--	--	--	--	--	--	--	--	--
--	--	--	--	--	--	--	--	--	--	--	--	--
--	--	--	--	--	--	--	--	--	--	--	--	--
--	--	--	--	--	--	--	--	--	--	--	--	--
--	--	--	--	--	--	--	--	--	--	--	--	--
--	--	--	--	--	--	--	--	--	--	--	--	--

* **Turbidity** < 50 NTU and ±10% or within 1 NTU of a previous reading when <10 NTU

Constituents Sampled	Container	Number	Preservative
1,1-DCE, cis-1,2-DCE, trans-1,2-DCE, PCE, TCE, VC	40 mL Glass	3	HCL
1,4-dioxane	40 mL Glass	3	HCL

Comments

None

Well Casing Volumes

Gallons/Foot — *1" = 0.04* | *1.25" = 0.06* | *1.5" = 0.09* | *2" = 0.16* | *2.5" = 0.26* | *3" = 0.37* | *3.5" = 0.50* | *4" = 0.65* | *6" = 1.47*

Well Information

Well Location:	Onsite; West	Well Locked at Arrival:	n/a
Condition of Well:	Good	Well Locked at Departure:	n/a
Well Completion:	Flush mount	Lock Functioning:	n/a

ARCADIS

SHALLOW LOW-FLOW GROUNDWATER SAMPLING FORM

Project No.	30080642.401.01	Well ID	MW-194S			Date	5-17-21
Project Name/Location	Ford LTP			Weather	62.1 degrees F and Cloudy. The wind is blowing S at 4.7 mph.		
Measuring Pt. Description	Top of Casing	Screen Setting (ft-bmp)	2-7	Casing Diameter (in.)	2	Well Material	PVC
Static Water Level (ft-bmp)	3.27	Total Depth (ft-bmp)	6.21	Water Column (ft.)	2.94	Gallons in Well	0.48
		Pump Intake (ft-bmp)	4.77	Purge Method	Low-Flow	Sample Method	Grab
		Well Volumes Purged	2.50				
Sample Time: Label	11:18	Volume Purged	1.2 gallons	Replicate/Code No.	--	Sampled by	Shantel Johnson
Purge Start	10:41						
Purge End	11:22						

Time	Minutes Elapsed between Readings	Flow Rate (mL/min) [100-300 mL/min]	Depth to Water (ft) [± 0.3]	Total Gallons Purged	pH [± 0.1]	Cond. (mS/cm) [± 3%]	Turbidity (NTU) [± 10%*]	DO (mg/L) [± 10%]	Temp. (°C) [± 3%]	Redox (mV) [± 10mV]	Appearance	
											Color	Odor
10:44	0	150	3.28	0.00	7.40	4.76	14.60	0.37	12.4	153.2	Clear	No Odor
10:49	5	150	3.29	0.20	7.42	4.92	8.90	0.27	12.2	109.4	Clear	No Odor
10:54	5	150	3.31	0.40	7.42	4.98	6.45	0.02	12.2	70.1	Clear	No Odor
10:59	5	150	3.29	0.60	7.44	5.02	6.49	0.00	12.2	41.4	Clear	No Odor
11:04	5	150	3.29	0.80	7.44	5.02	3.83	0.00	12.4	26.9	Clear	No Odor
11:09	5	150	3.30	1.00	7.44	5.07	2.18	0.00	12.1	29.7	Clear	No Odor
11:14	5	150	3.30	1.20	7.45	5.07	2.27	0.02	12.2	32.9	Clear	No Odor
--	--	--	--	--	--	--	--	--	--	--	--	--
--	--	--	--	--	--	--	--	--	--	--	--	--
--	--	--	--	--	--	--	--	--	--	--	--	--
--	--	--	--	--	--	--	--	--	--	--	--	--
--	--	--	--	--	--	--	--	--	--	--	--	--
--	--	--	--	--	--	--	--	--	--	--	--	--
--	--	--	--	--	--	--	--	--	--	--	--	--
--	--	--	--	--	--	--	--	--	--	--	--	--
--	--	--	--	--	--	--	--	--	--	--	--	--
--	--	--	--	--	--	--	--	--	--	--	--	--
--	--	--	--	--	--	--	--	--	--	--	--	--
--	--	--	--	--	--	--	--	--	--	--	--	--

* **Turbidity** < 50 NTU and ±10% or within 1 NTU of a previous reading when <10 NTU

Constituents Sampled	Container	Number	Preservative
1,1-DCE, cis-1,2-DCE, trans-1,2-DCE, PCE, TCE, VC	40 mL Glass	3	HCL
1,4-dioxane	40 mL Glass	3	HCL

Comments

None

Well Casing Volumes

Gallons/Foot — *1" = 0.04* | *1.25" = 0.06* | *1.5" = 0.09* | *2" = 0.16* | *2.5" = 0.26* | *3" = 0.37* | *3.5" = 0.50* | *4" = 0.65* | *6" = 1.47*

Well Information

Well Location:	Onsite; West	Well Locked at Arrival:	n/a
Condition of Well:	Good	Well Locked at Departure:	n/a
Well Completion:	Flush mount	Lock Functioning:	n/a

ARCADIS

SHALLOW LOW-FLOW GROUNDWATER SAMPLING FORM

Project No.	30080642.401.01	Well ID	MW-195S			Date	5-18-21
Project Name/Location	Ford LTP			Weather	57.0 degrees F and Haze. The wind is blowing N/NE at 4.7 mph.		
Measuring Pt. Description	Top of Casing	Screen Setting (ft-bmp)	2-7	Casing Diameter (in.)	2	Well Material	PVC
Static Water Level (ft-bmp)	2.66	Total Depth (ft-bmp)	6.08	Water Column (ft.)	3.42	Gallons in Well	0.56
		Pump Intake (ft-bmp)	4.16	Purge Method	Low-Flow	Sample Method	Grab
		Well Volumes Purged	2.50				
Sample Time: Label	9:56	Volume Purged	1.4 gallons	Replicate/Code No.	--	Sampled by	Shantel Johnson
Purge Start	9:14						
Purge End	10:02						

Time	Minutes Elapsed between Readings	Flow Rate (mL/min) [100-300 mL/min]	Depth to Water (ft) [± 0.3]	Total Gallons Purged	pH [± 0.1]	Cond. (mS/cm) [± 3%]	Turbidity (NTU) [± 10%*]	DO (mg/L) [± 10%]	Temp. (°C) [± 3%]	Redox (mV) [± 10mV]	Appearance	
											Color	Odor
9:17	0	150	2.72	0.00	7.32	6.46	55.00	1.58	12.4	154.9	Small Brown Particulates	No Odor
9:22	5	150	2.73	0.20	7.32	6.47	6.15	0.16	12.3	140.2	Clear	No Odor
9:27	5	150	2.75	0.40	7.34	6.44	4.72	0.86	12.2	122.0	Clear	No Odor
9:32	5	150	2.75	0.60	7.34	6.40	5.62	0.04	12.3	113.6	Clear	No Odor
9:37	5	150	2.75	0.80	7.34	6.36	5.88	0.02	12.2	112.5	Clear	No Odor
9:42	5	150	2.75	1.00	7.35	6.32	3.67	0.00	12.2	113.3	Clear	No Odor
9:47	5	150	2.75	1.20	7.35	6.25	4.34	0.19	12.2	111.9	Clear	No Odor
9:52	5	150	2.75	1.40	7.35	6.25	4.08	0.11	12.2	113.0	Clear	No Odor
--	--	--	--	--	--	--	--	--	--	--	--	--
--	--	--	--	--	--	--	--	--	--	--	--	--
--	--	--	--	--	--	--	--	--	--	--	--	--
--	--	--	--	--	--	--	--	--	--	--	--	--
--	--	--	--	--	--	--	--	--	--	--	--	--
--	--	--	--	--	--	--	--	--	--	--	--	--
--	--	--	--	--	--	--	--	--	--	--	--	--
--	--	--	--	--	--	--	--	--	--	--	--	--
--	--	--	--	--	--	--	--	--	--	--	--	--
--	--	--	--	--	--	--	--	--	--	--	--	--
--	--	--	--	--	--	--	--	--	--	--	--	--

* **Turbidity** < 50 NTU and ±10% or within 1 NTU of a previous reading when <10 NTU

Constituents Sampled	Container	Number	Preservative
1,1-DCE, cis-1,2-DCE, trans-1,2-DCE, PCE, TCE, VC	40 mL Glass	3	HCL
1,4-dioxane	40 mL Glass	3	HCL

Comments

None

Well Casing Volumes

Gallons/Foot — *1" = 0.04* | *1.25" = 0.06* | *1.5" = 0.09* | *2" = 0.16* | *2.5" = 0.26* | *3" = 0.37* | *3.5" = 0.50* | *4" = 0.65* | *6" = 1.47*

Well Information

Well Location:	Onsite; West	Well Locked at Arrival:	n/a
Condition of Well:	Good	Well Locked at Departure:	n/a
Well Completion:	Flush mount	Lock Functioning:	n/a

ARCADIS

SHALLOW LOW-FLOW GROUNDWATER SAMPLING FORM

Project No.	30080642.401.01	Well ID	MW-196			Date	5-17-21
Project Name/Location		Ford LTP		Weather	70.0 degrees F and Cloudy. The wind is blowing S/SE at 5.8 mph.		
Measuring Pt. Description	Top of Casing	Screen Setting (ft-bmp)	12-17	Casing Diameter (in.)	2	Well Material	PVC
Static Water Level (ft-bmp)	2.96	Total Depth (ft-bmp)	17.12	Water Column (ft.)	14.16	Gallons in Well	2.30
		Pump Intake (ft-bmp)	14.50	Purge Method	Low-Flow	Sample Method	Grab
		Well Volumes Purged	1.04				
Sample Time: Label	14:05	Volume Purged	2.4 gallons	Replicate/Code No.	--	Sampled by	Shantel Johnson
Purge Start	13:00						
Purge End	14:09						

Time	Minutes Elapsed between Readings	Flow Rate (mL/min) [100-300 mL/min]	Depth to Water (ft) [± 0.3]	Total Gallons Purged	pH [± 0.1]	Cond. (mS/cm) [± 3%]	Turbidity (NTU) [± 10%*]	DO (mg/L) [± 10%]	Temp. (°C) [± 3%]	Redox (mV) [± 10mV]	Appearance	
											Color	Odor
13:02	0	150	3.02	0.00	7.36	2.73	23.30	0.54	13.5	173.2	Clear	No Odor
13:07	5	150	3.03	0.20	7.36	2.71	21.40	0.21	13.1	148.1	Clear	No Odor
13:12	5	150	3.03	0.40	7.36	2.72	18.60	0.20	13.1	125.5	Clear	No Odor
13:17	5	150	3.04	0.60	7.36	2.72	15.70	0.12	13.0	116.5	Clear	No Odor
13:22	5	150	3.04	0.80	7.36	2.71	12.50	0.10	13.1	111.1	Clear	No Odor
13:27	5	150	3.04	1.00	7.36	2.70	14.80	0.11	13.2	101.2	Clear	No Odor
13:32	5	150	3.04	1.20	7.35	2.69	14.30	0.13	13.3	87.1	Clear	No Odor
13:37	5	150	3.04	1.40	7.36	2.68	13.00	0.12	13.0	78.2	Clear	No Odor
13:42	5	150	3.04	1.60	7.34	2.67	12.70	0.08	13.3	72.1	Clear	No Odor
13:47	5	150	3.04	1.80	7.32	2.68	12.40	0.06	13.2	58.1	Clear	No Odor
13:52	5	150	3.04	2.00	7.32	2.69	12.40	0.08	12.8	42.8	Clear	No Odor
13:57	5	150	3.04	2.20	7.32	2.71	11.90	0.08	12.7	33.8	Clear	No Odor
14:02	5	150	3.04	2.40	7.31	2.71	10.10	0.10	12.9	27.2	Clear	No Odor
--	--	--	--	--	--	--	--	--	--	--	--	--
--	--	--	--	--	--	--	--	--	--	--	--	--
--	--	--	--	--	--	--	--	--	--	--	--	--
--	--	--	--	--	--	--	--	--	--	--	--	--
--	--	--	--	--	--	--	--	--	--	--	--	--
--	--	--	--	--	--	--	--	--	--	--	--	--
--	--	--	--	--	--	--	--	--	--	--	--	--

* **Turbidity** < 50 NTU and ±10% or within 1 NTU of a previous reading when <10 NTU

Constituents Sampled	Container	Number	Preservative
1,1-DCE, cis-1,2-DCE, trans-1,2-DCE, PCE, TCE, VC	40 mL Glass	3	HCL
1,4-dioxane	40 mL Glass	3	HCL

Comments

None

Well Casing Volumes

Gallons/Foot — *1" = 0.04* | *1.25" = 0.06* | *1.5" = 0.09* | *2" = 0.16* | *2.5" = 0.26* | *3" = 0.37* | *3.5" = 0.50* | *4" = 0.65* | *6" = 1.47*

Well Information

Well Location:	Onsite; West	Well Locked at Arrival:	n/a
Condition of Well:	Good	Well Locked at Departure:	n/a
Well Completion:	Flush mount	Lock Functioning:	n/a

ARCADIS

SHALLOW LOW-FLOW GROUNDWATER SAMPLING FORM

Project No.	30080642.401.01	Well ID	MW-196S			Date	5-17-21
Project Name/Location		Ford LTP		Weather	72.0 degrees F and Cloudy. The wind is blowing S/SE at 4.7 mph.		
Measuring Pt. Description	Top of Casing	Screen Setting (ft-bmp)	2-7	Casing Diameter (in.)	2	Well Material	PVC
Static Water Level (ft-bmp)	3.21	Total Depth (ft-bmp)	6.54	Water Column (ft.)	3.33	Gallons in Well	0.54
		Pump Intake (ft-bmp)	4.71	Purge Method	Low-Flow	Sample Method	Grab
		Well Volumes Purged	3.33				
Sample Time: Label	15:15	Volume Purged	1.8 gallons	Replicate/Code No.	DUP-05	Sampled by	Shantel Johnson
Purge Start	14:24						
Purge End	15:23						

Time	Minutes Elapsed between Readings	Flow Rate (mL/min) [100-300 mL/min]	Depth to Water (ft) [± 0.3]	Total Gallons Purged	pH [± 0.1]	Cond. (mS/cm) [± 3%]	Turbidity (NTU) [± 10%*]	DO (mg/L) [± 10%]	Temp. (°C) [± 3%]	Redox (mV) [± 10mV]	Appearance	
											Color	Odor
14:26	0	150	3.29	0.00	7.19	3.57	81.20	0.16	13.9	-22.9	Cloudy	No Odor
14:31	5	150	3.32	0.20	7.19	3.58	68.40	0.16	13.4	-26.7	Cloudy	No Odor
14:36	5	150	3.33	0.40	7.19	3.58	42.10	0.14	13.2	-29.5	Clear	No Odor
14:41	5	150	3.34	0.60	7.19	3.57	26.50	0.14	13.4	-31.9	Clear	No Odor
14:46	5	150	3.34	0.80	7.19	3.59	11.90	0.14	13.0	-48.3	Clear	No Odor
14:51	5	150	3.34	1.00	7.19	3.60	12.50	0.15	12.7	-46.7	Clear	No Odor
14:56	5	150	3.34	1.20	7.20	3.61	11.70	0.17	13.3	-43.1	Clear	No Odor
15:01	5	150	3.34	1.40	7.21	3.63	10.30	0.14	13.0	-44.3	Clear	No Odor
15:06	5	150	3.34	1.60	7.21	3.63	10.70	0.16	13.1	-42.1	Clear	No Odor
15:11	5	150	3.34	1.80	7.21	3.63	9.83	0.19	13.3	-40.2	Clear	No Odor
--	--	--	--	--	--	--	--	--	--	--	--	--
--	--	--	--	--	--	--	--	--	--	--	--	--
--	--	--	--	--	--	--	--	--	--	--	--	--
--	--	--	--	--	--	--	--	--	--	--	--	--
--	--	--	--	--	--	--	--	--	--	--	--	--
--	--	--	--	--	--	--	--	--	--	--	--	--
--	--	--	--	--	--	--	--	--	--	--	--	--
--	--	--	--	--	--	--	--	--	--	--	--	--
--	--	--	--	--	--	--	--	--	--	--	--	--

* **Turbidity** < 50 NTU and ±10% or within 1 NTU of a previous reading when <10 NTU

Constituents Sampled	Container	Number	Preservative
1,1-DCE, cis-1,2-DCE, trans-1,2-DCE, PCE, TCE, VC	40 mL Glass	6	HCL
1,4-dioxane	40 mL Glass	6	HCL

Comments

None

Well Casing Volumes

Gallons/Foot — *1" = 0.04* | *1.25" = 0.06* | *1.5" = 0.09* | *2" = 0.16* | *2.5" = 0.26* | *3" = 0.37* | *3.5" = 0.50* | *4" = 0.65* | *6" = 1.47*

Well Information

Well Location:	Onsite; West	Well Locked at Arrival:	n/a
Condition of Well:	Good	Well Locked at Departure:	n/a
Well Completion:	Flush mount	Lock Functioning:	n/a

ARCADIS

SHALLOW LOW-FLOW GROUNDWATER SAMPLING FORM

Project No.	30080642.401.01	Well ID	MW-197S			Date	5-11-21
Project Name/Location		Ford LTP		Weather	50.0 degrees F and Partly Cloudy. The wind is blowing N/NW at 13.9 mph.		
Measuring Pt. Description	Top of Casing	Screen Setting (ft-bmp)	3-8	Casing Diameter (in.)	2	Well Material	PVC
Static Water Level (ft-bmp)	5.81	Total Depth (ft-bmp)	7.39	Water Column (ft.)	1.58	Gallons in Well	0.26
		Pump Intake (ft-bmp)	7.31	Purge Method	Low-Flow	Sample Method	Grab
		Well Volumes Purged	4.62				
Sample Time: Label	13:45	Volume Purged	1.2 gallons	Replicate/Code No.	--	Sampled by	Christina Weaver
Purge Start	13:11						
Purge End	13:50						

Time	Minutes Elapsed between Readings	Flow Rate (mL/min) [100-300 mL/min]	Depth to Water (ft) [± 0.3]	Total Gallons Purged	pH [± 0.1]	Cond. (mS/cm) [± 3%]	Turbidity (NTU) [± 10%*]	DO (mg/L) [± 10%]	Temp. (°C) [± 3%]	Redox (mV) [± 10mV]	Appearance	
											Color	Odor
13:12	0	150	5.93	0.00	6.87	4.37	1.41	4.04	11.9	31.3	Clear	No Odor
13:17	5	150	5.93	0.20	6.86	4.40	0.53	0.66	11.6	-26.1	Clear	No Odor
13:22	5	150	5.93	0.40	6.88	4.38	0.02	0.51	11.6	-36.5	Clear	No Odor
13:27	5	150	5.93	0.60	6.88	4.34	0.02	0.44	11.8	-36.9	Clear	No Odor
13:32	5	150	5.93	0.80	6.88	4.33	0.02	0.45	11.8	-37.8	Clear	No Odor
13:37	5	150	5.93	1.00	6.88	4.33	0.02	0.40	11.7	-39.1	Clear	No Odor
13:42	5	150	5.93	1.20	6.89	4.32	0.02	0.37	11.6	-40.2	Clear	No Odor
--	--	--	--	--	--	--	--	--	--	--	--	--
--	--	--	--	--	--	--	--	--	--	--	--	--
--	--	--	--	--	--	--	--	--	--	--	--	--
--	--	--	--	--	--	--	--	--	--	--	--	--
--	--	--	--	--	--	--	--	--	--	--	--	--
--	--	--	--	--	--	--	--	--	--	--	--	--
--	--	--	--	--	--	--	--	--	--	--	--	--
--	--	--	--	--	--	--	--	--	--	--	--	--
--	--	--	--	--	--	--	--	--	--	--	--	--
--	--	--	--	--	--	--	--	--	--	--	--	--
--	--	--	--	--	--	--	--	--	--	--	--	--
--	--	--	--	--	--	--	--	--	--	--	--	--

* **Turbidity** < 50 NTU and ±10% or within 1 NTU of a previous reading when <10 NTU

Constituents Sampled	Container	Number	Preservative
1,1-DCE, cis-1,2-DCE, trans-1,2-DCE, PCE, TCE, VC	40 mL Glass	3	HCL
1,4-dioxane	40 mL Glass	3	HCL

Comments

None

Well Casing Volumes

Gallons/Foot — *1" = 0.04* | *1.25" = 0.06* | *1.5" = 0.09* | *2" = 0.16* | *2.5" = 0.26* | *3" = 0.37* | *3.5" = 0.50* | *4" = 0.65* | *6" = 1.47*

Well Information

Well Location:	Onsite; Northeast	Well Locked at Arrival:	n/a
Condition of Well:	Good	Well Locked at Departure:	n/a
Well Completion:	Flush mount	Lock Functioning:	n/a

ARCADIS

SHALLOW LOW-FLOW GROUNDWATER SAMPLING FORM

Project No.	30080642.401.01	Well ID	MW-198			Date	5-11-21
Project Name/Location		Ford LTP		Weather	46.9 degrees F and Partly Cloudy. The wind is blowing NW at 16.1 mph.		
Measuring Pt. Description	Top of Casing	Screen Setting (ft-bmp)	12-17	Casing Diameter (in.)	2	Well Material	PVC
Static Water Level (ft-bmp)	5.13	Total Depth (ft-bmp)	16.52	Water Column (ft.)	11.39	Gallons in Well	1.85
		Pump Intake (ft-bmp)	14.50	Purge Method	Low-Flow	Sample Method	Grab
		Well Volumes Purged	1.36				
Sample Time:	Label 0:05	Volume Purged	2.52 gallons	Replicate/Code No.	--	Sampled by	Christina Weaver
	Purge Start 22:58						
	Purge End 12:10						

Time	Minutes Elapsed between Readings	Flow Rate (mL/min) [100-300 mL/min]	Depth to Water (ft) [± 0.3]	Total Gallons Purged	pH [± 0.1]	Cond. (mS/cm) [± 3%]	Turbidity (NTU) [± 10%*]	DO (mg/L) [± 10%]	Temp. (°C) [± 3%]	Redox (mV) [± 10mV]	Appearance	
											Color	Odor
11:01	0	220	5.20	0.00	7.93	0.87	0.02	2.69	12.1	288.6	Clear	No Odor
11:06	5	160	5.15	0.21	7.23	0.86	0.02	0.41	11.8	281.2	Clear	No Odor
11:11	5	160	5.16	0.42	7.14	0.85	0.02	0.29	11.2	262.2	Clear	No Odor
11:16	5	160	5.16	0.63	7.13	0.85	0.02	0.26	11.6	249.8	Clear	No Odor
11:21	5	160	5.16	0.84	7.13	0.85	0.02	0.25	11.7	242.6	Clear	No Odor
11:26	5	160	5.16	1.05	7.13	0.85	0.02	0.21	11.5	230.9	Clear	No Odor
11:31	5	160	5.16	1.26	7.13	0.85	0.02	0.16	11.5	220.5	Clear	No Odor
11:36	5	160	5.16	1.47	7.13	0.85	0.02	0.21	11.7	213.5	Clear	No Odor
11:41	5	160	5.16	1.68	7.13	0.85	0.02	0.19	11.5	206.3	Clear	No Odor
11:46	5	160	5.16	1.89	7.12	0.85	0.02	0.17	11.4	197.0	Clear	No Odor
11:51	5	160	5.16	2.10	7.13	0.84	0.02	0.20	11.5	185.7	Clear	No Odor
11:56	5	160	5.16	2.31	7.13	0.84	0.02	0.21	11.7	176.2	Clear	No Odor
12:01	5	160	5.16	2.52	7.13	0.84	0.02	0.18	11.6	170.3	Clear	No Odor
--	--	--	--	--	--	--	--	--	--	--	--	--
--	--	--	--	--	--	--	--	--	--	--	--	--
--	--	--	--	--	--	--	--	--	--	--	--	--
--	--	--	--	--	--	--	--	--	--	--	--	--
--	--	--	--	--	--	--	--	--	--	--	--	--
--	--	--	--	--	--	--	--	--	--	--	--	--
--	--	--	--	--	--	--	--	--	--	--	--	--

* **Turbidity** < 50 NTU and ±10% or within 1 NTU of a previous reading when <10 NTU

Constituents Sampled	Container	Number	Preservative
1,1-DCE, cis-1,2-DCE, trans-1,2-DCE, PCE, TCE, VC	40 mL Glass	3	HCL
1,4-dioxane	40 mL Glass	3	HCL

Comments

None

Well Casing Volumes

Gallons/Foot — *1" = 0.04* | *1.25" = 0.06* | *1.5" = 0.09* | *2" = 0.16* | *2.5" = 0.26* | *3" = 0.37* | *3.5" = 0.50* | *4" = 0.65* | *6" = 1.47*

Well Information

Well Location:	Onsite; Northeast	Well Locked at Arrival:	n/a
Condition of Well:	Good	Well Locked at Departure:	n/a
Well Completion:	Flush mount	Lock Functioning:	n/a

ARCADIS

SHALLOW LOW-FLOW GROUNDWATER SAMPLING FORM

Project No.	30080642.401.01	Well ID	MW-198S			Date	5-11-21
Project Name/Location		Ford LTP		Weather	46.9 degrees F and Partly Cloudy. The wind is blowing NW at 16.1 mph.		
Measuring Pt. Description	Top of Casing	Screen Setting (ft-bmp)	2.5-7.5	Casing Diameter (in.)	2	Well Material	PVC
Static Water Level (ft-bmp)	5.13	Total Depth (ft-bmp)	7.10	Water Column (ft.)	1.97	Gallons in Well	0.32
		Pump Intake (ft-bmp)	6.63	Purge Method	Low-Flow	Sample Method	Grab
		Well Volumes Purged	3.75				
Sample Time: Label	12:50	Volume Purged	1.2 gallons	Replicate/Code No.	--	Sampled by	Christina Weaver
Purge Start	12:15						
Purge End	12:55						

Time	Minutes Elapsed between Readings	Flow Rate (mL/min) [100-300 mL/min]	Depth to Water (ft) [± 0.3]	Total Gallons Purged	pH [± 0.1]	Cond. (mS/cm) [± 3%]	Turbidity (NTU) [± 10%*]	DO (mg/L) [± 10%]	Temp. (°C) [± 3%]	Redox (mV) [± 10mV]	Appearance	
											Color	Odor
12:17	0	150	5.20	0.00	7.01	2.72	46.90	3.24	12.3	174.4	Clear, Small Orange Particulates	No Odor
12:22	5	150	5.20	0.20	6.94	2.88	26.30	2.69	12.0	33.7	Clear, Small Orange Particulates	No Odor
12:27	5	150	5.21	0.40	6.97	2.86	2.60	2.99	12.4	0.5	Clear	No Odor
12:32	5	150	5.21	0.60	6.97	2.87	3.32	2.90	12.8	-20.4	Clear	No Odor
12:37	5	150	5.21	0.80	6.93	2.93	1.88	2.90	12.5	-63.1	Clear	No Odor
12:42	5	150	5.21	1.00	6.96	2.90	0.50	2.79	12.4	-65.5	Clear	No Odor
12:47	5	150	5.21	1.20	6.98	2.88	0.02	2.78	12.4	-55.9	Clear	No Odor
--	--	--	--	--	--	--	--	--	--	--	--	--
--	--	--	--	--	--	--	--	--	--	--	--	--
--	--	--	--	--	--	--	--	--	--	--	--	--
--	--	--	--	--	--	--	--	--	--	--	--	--
--	--	--	--	--	--	--	--	--	--	--	--	--
--	--	--	--	--	--	--	--	--	--	--	--	--
--	--	--	--	--	--	--	--	--	--	--	--	--
--	--	--	--	--	--	--	--	--	--	--	--	--
--	--	--	--	--	--	--	--	--	--	--	--	--
--	--	--	--	--	--	--	--	--	--	--	--	--
--	--	--	--	--	--	--	--	--	--	--	--	--
--	--	--	--	--	--	--	--	--	--	--	--	--

* **Turbidity** < 50 NTU and ±10% or within 1 NTU of a previous reading when <10 NTU

Constituents Sampled	Container	Number	Preservative
1,1-DCE, cis-1,2-DCE, trans-1,2-DCE, PCE, TCE, VC	40 mL Glass	3	HCL
1,4-dioxane	40 mL Glass	3	HCL

Comments

None

Well Casing Volumes

Gallons/Foot — *1" = 0.04* | *1.25" = 0.06* | *1.5" = 0.09* | *2" = 0.16* | *2.5" = 0.26* | *3" = 0.37* | *3.5" = 0.50* | *4" = 0.65* | *6" = 1.47*

Well Information

Well Location:	Onsite; Northeast	Well Locked at Arrival:	n/a
Condition of Well:	Good	Well Locked at Departure:	n/a
Well Completion:	Flush mount	Lock Functioning:	n/a

ARCADIS

SHALLOW LOW-FLOW GROUNDWATER SAMPLING FORM

Project No.	30080642.401.01	Well ID	MW-199S			Date	5-21-21
Project Name/Location	Ford LTP			Weather	77.0 degrees F and Mostly Cloudy. The wind is blowing S/SW at 10.3 mph.		
Measuring Pt. Description	Top of Casing	Screen Setting (ft-bmp)	2-7	Casing Diameter (in.)	2	Well Material	PVC
Static Water Level (ft-bmp)	2.62	Total Depth (ft-bmp)	5.81	Water Column (ft.)	3.19	Gallons in Well	0.52
		Pump Intake (ft-bmp)	4.12	Purge Method	Low-Flow	Sample Method	Grab
		Well Volumes Purged	2.31				
Sample Time: Label	11:45	Volume Purged	1.2 gallons	Replicate/Code No.	--	Sampled by	Emma Witherspoon
Purge Start	11:12						
Purge End	11:50						

Time	Minutes Elapsed between Readings	Flow Rate (mL/min) [100-300 mL/min]	Depth to Water (ft) [± 0.3]	Total Gallons Purged	pH [± 0.1]	Cond. (mS/cm) [± 3%]	Turbidity (NTU) [± 10%*]	DO (mg/L) [± 10%]	Temp. (°C) [± 3%]	Redox (mV) [± 10mV]	Appearance	
											Color	Odor
11:15	0	150	3.00	0.00	7.65	1.74	15.90	1.10	16.5	-138.3	Clear, Small Black Particulates	No Odor
11:20	5	150	3.04	0.20	7.53	1.76	11.20	0.44	15.9	-154.1	Clear, Small White Particulates	No Odor
11:25	5	150	3.05	0.40	7.53	1.81	5.17	0.41	16.1	-151.8	Clear	No Odor
11:30	5	150	3.06	0.60	7.53	1.84	4.57	0.34	15.6	-147.7	Clear	No Odor
11:35	5	150	3.08	0.80	7.53	1.83	3.07	0.26	15.5	-147.3	Clear	No Odor
11:40	5	150	3.10	1.00	7.53	1.84	2.96	0.25	15.4	-147.5	Clear	No Odor
11:45	5	150	3.11	1.20	7.53	1.84	3.56	0.25	15.3	-147.2	Clear	No Odor
--	--	--	--	--	--	--	--	--	--	--	--	--
--	--	--	--	--	--	--	--	--	--	--	--	--
--	--	--	--	--	--	--	--	--	--	--	--	--
--	--	--	--	--	--	--	--	--	--	--	--	--
--	--	--	--	--	--	--	--	--	--	--	--	--
--	--	--	--	--	--	--	--	--	--	--	--	--
--	--	--	--	--	--	--	--	--	--	--	--	--
--	--	--	--	--	--	--	--	--	--	--	--	--
--	--	--	--	--	--	--	--	--	--	--	--	--
--	--	--	--	--	--	--	--	--	--	--	--	--
--	--	--	--	--	--	--	--	--	--	--	--	--
--	--	--	--	--	--	--	--	--	--	--	--	--

* **Turbidity** < 50 NTU and ±10% or within 1 NTU of a previous reading when <10 NTU

Constituents Sampled	Container	Number	Preservative
1,1-DCE, cis-1,2-DCE, trans-1,2-DCE, PCE, TCE, VC	40 mL Glass	3	HCL
1,4-dioxane	40 mL Glass	3	HCL

Comments

None

Well Casing Volumes

Gallons/Foot — *1" = 0.04* | *1.25" = 0.06* | *1.5" = 0.09* | *2" = 0.16* | *2.5" = 0.26* | *3" = 0.37* | *3.5" = 0.50* | *4" = 0.65* | *6" = 1.47*

Well Information

Well Location:	On-site; N of property	Well Locked at Arrival:	n/a
Condition of Well:	Good	Well Locked at Departure:	n/a
Well Completion:	Flush mount	Lock Functioning:	n/a

ARCADIS

SHALLOW LOW-FLOW GROUNDWATER SAMPLING FORM

Project No.	30080642.401.01	Well ID	MW-200			Date	5-10-21
Project Name/Location		Ford LTP		Weather	45.0 degrees F and Mostly Clear. The wind is blowing N at 5.8 mph.		
Measuring Pt. Description	Top of Casing	Screen Setting (ft-bmp)	15-20	Casing Diameter (in.)	2	Well Material	PVC
Static Water Level (ft-bmp)	6.35	Total Depth (ft-bmp)	18.61	Water Column (ft.)	12.26	Gallons in Well	1.99
		Pump Intake (ft-bmp)	17.50	Purge Method	Low-Flow	Sample Method	Grab
		Well Volumes Purged	0.87				
Sample Time: Label	10:25	Volume Purged	1.74 gallons	Replicate/Code No.	--	Sampled by	Christina Weaver
Purge Start	9:52						
Purge End	10:30						

Time	Minutes Elapsed between Readings	Flow Rate (mL/min) [100-300 mL/min]	Depth to Water (ft) [± 0.3]	Total Gallons Purged	pH [± 0.1]	Cond. (mS/cm) [± 3%]	Turbidity (NTU) [± 10%*]	DO (mg/L) [± 10%]	Temp. (°C) [± 3%]	Redox (mV) [± 10mV]	Appearance	
											Color	Odor
9:54	0	220	6.60	0.00	8.01	3.62	0.32	0.93	13.0	-138.3	Clear	No Odor
9:59	5	220	6.61	0.29	7.64	3.59	10.00	0.30	13.0	-146.7	Clear, Small Orange Particulates	No Odor
10:04	5	220	6.61	0.58	7.57	3.58	5.85	0.24	13.0	-152.4	Clear, Small Orange Particulates	No Odor
10:09	5	220	6.61	0.87	7.55	3.57	3.67	0.17	12.9	-155.4	Clear, Small Orange Particulates	No Odor
10:14	5	220	6.61	1.16	7.55	3.57	4.83	0.14	13.0	-156.7	Clear, Small Orange Particulates	No Odor
10:19	5	220	6.61	1.45	7.54	3.58	4.28	0.12	13.0	-157.9	Clear, Small Orange Particulates	No Odor
10:24	5	220	6.61	1.74	7.53	3.58	3.85	0.10	13.0	-157.9	Clear, Small Orange Particulates	No Odor
--	--	--	--	--	--	--	--	--	--	--	--	--
--	--	--	--	--	--	--	--	--	--	--	--	--
--	--	--	--	--	--	--	--	--	--	--	--	--
--	--	--	--	--	--	--	--	--	--	--	--	--
--	--	--	--	--	--	--	--	--	--	--	--	--
--	--	--	--	--	--	--	--	--	--	--	--	--
--	--	--	--	--	--	--	--	--	--	--	--	--
--	--	--	--	--	--	--	--	--	--	--	--	--
--	--	--	--	--	--	--	--	--	--	--	--	--
--	--	--	--	--	--	--	--	--	--	--	--	--
--	--	--	--	--	--	--	--	--	--	--	--	--
--	--	--	--	--	--	--	--	--	--	--	--	--

* **Turbidity** < 50 NTU and ±10% or within 1 NTU of a previous reading when <10 NTU

Constituents Sampled	Container	Number	Preservative
1,1-DCE, cis-1,2-DCE, trans-1,2-DCE, PCE, TCE, VC	40 mL Glass	3	HCL
1,4-dioxane	40 mL Glass	3	HCL

Comments

None

Well Casing Volumes

Gallons/Foot — *1" = 0.04* | *1.25" = 0.06* | *1.5" = 0.09* | *2" = 0.16* | *2.5" = 0.26* | *3" = 0.37* | *3.5" = 0.50* | *4" = 0.65* | *6" = 1.47*

Well Information

Well Location:	Onsite West	Well Locked at Arrival:	n/a
Condition of Well:	Good	Well Locked at Departure:	n/a
Well Completion:	Flush mount	Lock Functioning:	n/a

ARCADIS

SHALLOW LOW-FLOW GROUNDWATER SAMPLING FORM

Project No.	30080642.401.01	Well ID	MW-200S			Date	5-10-21
Project Name/Location		Ford LTP		Weather	48.9 degrees F and Mostly Clear. The wind is blowing W/NW at 8.1 mph.		
Measuring Pt. Description	Top of Casing	Screen Setting (ft-bmp)	5-10	Casing Diameter (in.)	2	Well Material	PVC
Static Water Level (ft-bmp)	6.31	Total Depth (ft-bmp)	9.55	Water Column (ft.)	3.24	Gallons in Well	0.53
		Pump Intake (ft-bmp)	7.81	Purge Method	Low-Flow	Sample Method	Grab
		Well Volumes Purged	3.30				
Sample Time: Label	11:15	Volume Purged	1.75 gallons	Replicate/Code No.	--	Sampled by	Christina Weaver
Purge Start	10:42						
Purge End	11:20						

Time	Minutes Elapsed between Readings	Flow Rate (mL/min) [100-300 mL/min]	Depth to Water (ft) [± 0.3]	Total Gallons Purged	pH [± 0.1]	Cond. (mS/cm) [± 3%]	Turbidity (NTU) [± 10%*]	DO (mg/L) [± 10%]	Temp. (°C) [± 3%]	Redox (mV) [± 10mV]	Appearance	
											Color	Odor
10:44	0	230	6.38	0.00	7.74	8.48	0.02	1.63	12.8	72.6	Clear	No Odor
10:49	5	220	6.38	0.30	7.73	8.44	0.02	1.30	12.9	47.2	Clear	No Odor
10:54	5	220	6.38	0.59	7.73	8.52	0.02	0.92	12.9	36.4	Clear	No Odor
10:59	5	220	6.38	0.88	7.73	8.53	0.02	0.91	12.9	34.5	Clear	No Odor
11:04	5	220	6.38	1.17	7.73	8.59	0.02	0.56	12.9	34.4	Clear	No Odor
11:09	5	220	6.38	1.46	7.73	8.61	0.02	0.57	12.9	34.7	Clear	No Odor
11:14	5	220	6.38	1.75	7.73	8.62	0.02	0.56	12.9	36.0	Clear	No Odor
--	--	--	--	--	--	--	--	--	--	--	--	--
--	--	--	--	--	--	--	--	--	--	--	--	--
--	--	--	--	--	--	--	--	--	--	--	--	--
--	--	--	--	--	--	--	--	--	--	--	--	--
--	--	--	--	--	--	--	--	--	--	--	--	--
--	--	--	--	--	--	--	--	--	--	--	--	--
--	--	--	--	--	--	--	--	--	--	--	--	--
--	--	--	--	--	--	--	--	--	--	--	--	--
--	--	--	--	--	--	--	--	--	--	--	--	--
--	--	--	--	--	--	--	--	--	--	--	--	--
--	--	--	--	--	--	--	--	--	--	--	--	--
--	--	--	--	--	--	--	--	--	--	--	--	--

* **Turbidity** < 50 NTU and ±10% or within 1 NTU of a previous reading when <10 NTU

Constituents Sampled	Container	Number	Preservative
1,1-DCE, cis-1,2-DCE, trans-1,2-DCE, PCE, TCE, VC	40 mL Glass	3	HCL
1,4-dioxane	40 mL Glass	3	HCL

Comments

None

Well Casing Volumes

Gallons/Foot — *1" = 0.04* | *1.25" = 0.06* | *1.5" = 0.09* | *2" = 0.16* | *2.5" = 0.26* | *3" = 0.37* | *3.5" = 0.50* | *4" = 0.65* | *6" = 1.47*

Well Information

Well Location:	Onsite West	Well Locked at Arrival:	n/a
Condition of Well:	Good	Well Locked at Departure:	n/a
Well Completion:	Flush mount	Lock Functioning:	n/a

ARCADIS

SHALLOW LOW-FLOW GROUNDWATER SAMPLING FORM

Project No.	30080642.401.01	Well ID	MW-201			Date	5-17-21
Project Name/Location		Ford LTP		Weather	62.1 degrees F and Cloudy. The wind is blowing S at 4.7 mph.		
Measuring Pt. Description	Top of Casing	Screen Setting (ft-bmp)	17-22	Casing Diameter (in.)	2	Well Material	PVC
Static Water Level (ft-bmp)	4.88	Total Depth (ft-bmp)	21.49	Water Column (ft.)	16.61	Gallons in Well	2.70
		Pump Intake (ft-bmp)	19.50	Purge Method	Low-Flow	Sample Method	Grab
		Well Volumes Purged	0.87				
Sample Time: Label	12:40	Volume Purged	2.34 gallons	Replicate/Code No.	--	Sampled by	Christina Weaver
Purge Start	11:40						
Purge End	12:45						

Time	Minutes Elapsed between Readings	Flow Rate (mL/min) [100-300 mL/min]	Depth to Water (ft) [± 0.3]	Total Gallons Purged	pH [± 0.1]	Cond. (mS/cm) [± 3%]	Turbidity (NTU) [± 10%*]	DO (mg/L) [± 10%]	Temp. (°C) [± 3%]	Redox (mV) [± 10mV]	Appearance	
											Color	Odor
11:43	0	170	5.23	0.00	7.27	4.23	7.76	0.49	16.0	-105.4	Clear	No Odor
11:48	5	170	5.79	0.22	7.18	3.91	4.58	0.31	15.9	-109.6	Clear, Small Orange Particulates	No Odor
11:53	5	170	5.91	0.44	7.07	4.40	2.31	0.21	15.8	-102.3	Clear, Small Orange Particulates	No Odor
11:58	5	160	5.85	0.66	7.01	5.77	0.74	0.18	16.4	-92.3	Clear, Small Orange Particulates	No Odor
12:03	5	160	5.85	0.87	7.00	6.51	0.22	0.18	16.2	-88.9	Clear, Small Orange Particulates	No Odor
12:08	5	160	5.85	1.08	6.99	7.19	0.69	0.15	16.3	-85.0	Clear, Small Orange Particulates	No Odor
12:13	5	160	5.85	1.29	6.98	7.68	0.50	0.14	16.3	-84.2	Clear, Small Orange Particulates	No Odor
12:18	5	160	5.84	1.50	6.97	8.08	0.70	0.13	16.4	-83.8	Clear, Small Black Particulates	No Odor
12:23	5	160	5.84	1.71	6.97	8.38	0.02	0.13	16.7	-83.9	Clear	No Odor
12:28	5	160	5.84	1.92	6.97	8.65	0.02	0.13	16.2	-84.6	Clear	No Odor
12:33	5	160	5.84	2.13	6.97	8.78	0.02	0.11	16.6	-85.3	Clear, Small Black Particulates	No Odor
12:38	5	160	5.84	2.34	6.96	8.91	0.02	0.12	16.5	-86.7	Clear	No Odor
--	--	--	--	--	--	--	--	--	--	--	--	--
--	--	--	--	--	--	--	--	--	--	--	--	--
--	--	--	--	--	--	--	--	--	--	--	--	--
--	--	--	--	--	--	--	--	--	--	--	--	--
--	--	--	--	--	--	--	--	--	--	--	--	--
--	--	--	--	--	--	--	--	--	--	--	--	--
--	--	--	--	--	--	--	--	--	--	--	--	--
--	--	--	--	--	--	--	--	--	--	--	--	--

* **Turbidity** < 50 NTU and ±10% or within 1 NTU of a previous reading when <10 NTU

Constituents Sampled	Container	Number	Preservative
1,1-DCE, cis-1,2-DCE, trans-1,2-DCE, PCE, TCE, VC	40 mL Glass	3	HCL
1,4-dioxane	40 mL Glass	3	HCL

Comments

None

Well Casing Volumes

Gallons/Foot — *1" = 0.04* | *1.25" = 0.06* | *1.5" = 0.09* | *2" = 0.16* | *2.5" = 0.26* | *3" = 0.37* | *3.5" = 0.50* | *4" = 0.65* | *6" = 1.47*

Well Information

Well Location:	Onsite; West	Well Locked at Arrival:	n/a
Condition of Well:	Good	Well Locked at Departure:	n/a
Well Completion:	Flush mount	Lock Functioning:	n/a

ARCADIS

SHALLOW LOW-FLOW GROUNDWATER SAMPLING FORM

Project No.	30080642.401.01	Well ID	MW-201S			Date	5-17-21
Project Name/Location		Ford LTP		Weather	62.1 degrees F and Cloudy. The wind is blowing S at 4.7 mph.		
Measuring Pt. Description	Top of Casing	Screen Setting (ft-bmp)	3.5-8.5	Casing Diameter (in.)	2	Well Material	PVC
Static Water Level (ft-bmp)	5.03	Total Depth (ft-bmp)	8.12	Water Column (ft.)	3.09	Gallons in Well	0.50
		Pump Intake (ft-bmp)	6.53	Purge Method	Low-Flow	Sample Method	Grab
		Well Volumes Purged	4.84				
Sample Time: Label	11:30	Volume Purged	2.42 gallons	Replicate/Code No.	--	Sampled by	Christina Weaver
Purge Start	10:31						
Purge End	11:35						

Time	Minutes Elapsed between Readings	Flow Rate (mL/min) [100-300 mL/min]	Depth to Water (ft) [± 0.3]	Total Gallons Purged	pH [± 0.1]	Cond. (mS/cm) [± 3%]	Turbidity (NTU) [± 10%*]	DO (mg/L) [± 10%]	Temp. (°C) [± 3%]	Redox (mV) [± 10mV]	Appearance	
											Color	Odor
10:34	0	170	5.07	0.00	8.24	10.75	4.35	7.56	15.4	266.2	Clear	No Odor
10:39	5	170	5.07	0.22	8.18	10.69	0.02	0.21	15.3	235.0	Clear	No Odor
10:44	5	170	5.07	0.44	8.34	10.45	0.02	0.13	15.4	207.8	Clear	No Odor
10:49	5	170	5.07	0.66	8.36	10.42	0.02	0.16	15.5	199.6	Clear	No Odor
10:54	5	170	5.07	0.88	8.39	10.31	0.02	0.15	15.4	190.7	Clear	No Odor
10:59	5	170	5.07	1.10	8.45	10.25	0.02	0.14	15.6	181.8	Clear	No Odor
11:04	5	170	5.07	1.32	8.47	10.15	0.02	0.16	15.9	169.0	Clear	No Odor
11:09	5	170	5.07	1.54	8.49	10.10	0.02	0.14	15.7	161.3	Clear	No Odor
11:14	5	170	5.07	1.76	8.51	10.04	0.02	0.14	15.9	154.8	Clear	No Odor
11:19	5	170	5.07	1.98	8.53	10.02	0.02	0.15	15.7	149.6	Clear	No Odor
11:24	5	170	5.07	2.20	8.54	9.97	0.02	0.16	16.0	142.3	Clear	No Odor
11:29	5	170	5.07	2.42	8.55	9.97	0.02	0.14	15.9	139.6	Clear	No Odor
--	--	--	--	--	--	--	--	--	--	--	--	--
--	--	--	--	--	--	--	--	--	--	--	--	--
--	--	--	--	--	--	--	--	--	--	--	--	--
--	--	--	--	--	--	--	--	--	--	--	--	--
--	--	--	--	--	--	--	--	--	--	--	--	--
--	--	--	--	--	--	--	--	--	--	--	--	--
--	--	--	--	--	--	--	--	--	--	--	--	--
--	--	--	--	--	--	--	--	--	--	--	--	--

* **Turbidity** < 50 NTU and ±10% or within 1 NTU of a previous reading when <10 NTU

Constituents Sampled	Container	Number	Preservative
1,1-DCE, cis-1,2-DCE, trans-1,2-DCE, PCE, TCE, VC	40 mL Glass	3	HCL
1,4-dioxane	40 mL Glass	3	HCL

Comments

None

Well Casing Volumes

Gallons/Foot					
	1" = 0.04	1.5" = 0.09	2.5" = 0.26	3.5" = 0.50	6" = 1.47
	1.25" = 0.06	2" = 0.16	3" = 0.37	4" = 0.65	

Well Information

Well Location:	Onsite; West	Well Locked at Arrival:	n/a
Condition of Well:	Good	Well Locked at Departure:	n/a
Well Completion:	Flush mount	Lock Functioning:	n/a

ARCADIS

SHALLOW LOW-FLOW GROUNDWATER SAMPLING FORM

Project No.	30080642.401.01	Well ID	MW-208S			Date	5-15-21
Project Name/Location		Ford LTP		Weather	63.0 degrees F and Partly Cloudy. The wind is blowing S at 3.4 mph.		
Measuring Pt. Description	Top of Casing	Screen Setting (ft-bmp)	9-14	Casing Diameter (in.)	2	Well Material	PVC
Static Water Level (ft-bmp)	11.13	Total Depth (ft-bmp)	13.58	Water Column (ft.)	2.45	Gallons in Well	0.40
		Pump Intake (ft-bmp)	12.63	Purge Method	Low-Flow	Sample Method	Grab
		Well Volumes Purged	3.90				
Sample Time: Label	11:51	Volume Purged	1.56 gallons	Replicate/Code No.	--	Sampled by	Gary Schafer
Purge Start	10:47						
Purge End	11:56						

Time	Minutes Elapsed between Readings	Flow Rate (mL/min) [100-300 mL/min]	Depth to Water (ft) [± 0.3]	Total Gallons Purged	pH [± 0.1]	Cond. (mS/cm) [± 3%]	Turbidity (NTU) [± 10%*]	DO (mg/L) [± 10%]	Temp. (°C) [± 3%]	Redox (mV) [± 10mV]	Appearance	
											Color	Odor
10:50	0	100	11.14	0.00	7.11	4.39	7.66	0.42	13.4	-20.8	Clear	No Odor
10:55	5	100	11.14	0.13	7.10	5.17	7.40	0.24	13.4	-18.1	Clear	No Odor
11:00	5	100	11.14	0.26	7.10	5.70	14.70	0.25	13.4	-18.3	Clear	No Odor
11:05	5	100	11.14	0.39	7.11	5.87	24.00	0.20	13.6	-20.3	Cloudy	No Odor
11:10	5	100	11.14	0.52	7.12	5.96	14.50	0.22	13.8	-23.1	Clear	No Odor
11:15	5	100	11.14	0.65	7.12	5.99	13.80	0.23	14.0	-24.3	Clear	No Odor
11:20	5	100	11.14	0.78	7.13	6.04	12.20	0.25	13.9	-26.4	Clear	No Odor
11:25	5	100	11.14	0.91	7.13	6.00	10.80	0.30	14.1	-28.2	Clear	No Odor
11:30	5	100	11.14	1.04	7.13	6.01	9.80	0.31	13.9	-29.5	Clear	No Odor
11:35	5	100	11.14	1.17	7.13	6.01	8.75	0.27	13.7	-30.9	Clear	No Odor
11:40	5	100	11.14	1.30	7.13	6.03	6.98	0.24	13.8	-32.3	Clear	No Odor
11:45	5	100	11.14	1.43	7.13	6.06	7.44	0.25	13.6	-32.8	Clear	No Odor
11:50	5	100	11.14	1.56	7.14	6.01	6.37	0.28	13.7	-33.7	Clear	No Odor
--	--	--	--	--	--	--	--	--	--	--	--	--
--	--	--	--	--	--	--	--	--	--	--	--	--
--	--	--	--	--	--	--	--	--	--	--	--	--
--	--	--	--	--	--	--	--	--	--	--	--	--
--	--	--	--	--	--	--	--	--	--	--	--	--
--	--	--	--	--	--	--	--	--	--	--	--	--
--	--	--	--	--	--	--	--	--	--	--	--	--

* **Turbidity** < 50 NTU and ±10% or within 1 NTU of a previous reading when <10 NTU

Constituents Sampled	Container	Number	Preservative
1,1-DCE, cis-1,2-DCE, trans-1,2-DCE, PCE, TCE, VC	40 mL Glass	3	HCL
1,4-dioxane	40 mL Glass	3	HCL

Comments

None

Well Casing Volumes

Gallons/Foot — *1" = 0.04* | *1.25" = 0.06* | *1.5" = 0.09* | *2" = 0.16* | *2.5" = 0.26* | *3" = 0.37* | *3.5" = 0.50* | *4" = 0.65* | *6" = 1.47*

Well Information

Well Location:	Onsite East	Well Locked at Arrival:	n/a
Condition of Well:	Good	Well Locked at Departure:	n/a
Well Completion:	Flush mount	Lock Functioning:	n/a

ARCADIS

SHALLOW LOW-FLOW GROUNDWATER SAMPLING FORM

Project No.	30080642.401.01	Well ID	MW-209S			Date	5-15-21
Project Name/Location		Ford LTP		Weather	63.0 degrees F and Partly Cloudy. The wind is blowing S at 3.4 mph.		
Measuring Pt. Description	Top of Casing	Screen Setting (ft-bmp)	8-13	Casing Diameter (in.)	2	Well Material	PVC
Static Water Level (ft-bmp)	10.37	Total Depth (ft-bmp)	12.71	Water Column (ft.)	2.34	Gallons in Well	0.38
		Pump Intake (ft-bmp)	11.87	Purge Method	Low-Flow	Sample Method	Grab
		Well Volumes Purged	3.16				
Sample Time: Label	10:32	Volume Purged	1.2 gallons	Replicate/Code No.	DUP-04	Sampled by	Shantel Johnson
Purge Start	9:55						
Purge End	10:38						

Time	Minutes Elapsed between Readings	Flow Rate (mL/min) [100-300 mL/min]	Depth to Water (ft) [± 0.3]	Total Gallons Purged	pH [± 0.1]	Cond. (mS/cm) [± 3%]	Turbidity (NTU) [± 10%*]	DO (mg/L) [± 10%]	Temp. (°C) [± 3%]	Redox (mV) [± 10mV]	Appearance	
											Color	Odor
9:58	0	150	10.40	0.00	7.18	11.53	49.00	0.42	14.2	-8.8	Clear	No Odor
10:03	5	150	10.41	0.20	7.18	11.50	14.40	0.26	14.1	-12.4	Clear	No Odor
10:08	5	150	10.41	0.40	7.16	11.21	9.13	0.17	14.3	-6.0	Clear	No Odor
10:13	5	150	10.41	0.60	7.16	11.14	5.69	0.13	14.2	-9.2	Clear	No Odor
10:18	5	150	10.41	0.80	7.17	11.07	5.79	0.17	14.0	-12.4	Clear	No Odor
10:23	5	150	10.41	1.00	7.17	11.11	5.50	0.17	14.0	-14.7	Clear	No Odor
10:28	5	150	10.41	1.20	7.17	11.11	5.63	0.48	14.0	-18.2	Clear	No Odor
--	--	--	--	--	--	--	--	--	--	--	--	--
--	--	--	--	--	--	--	--	--	--	--	--	--
--	--	--	--	--	--	--	--	--	--	--	--	--
--	--	--	--	--	--	--	--	--	--	--	--	--
--	--	--	--	--	--	--	--	--	--	--	--	--
--	--	--	--	--	--	--	--	--	--	--	--	--
--	--	--	--	--	--	--	--	--	--	--	--	--
--	--	--	--	--	--	--	--	--	--	--	--	--
--	--	--	--	--	--	--	--	--	--	--	--	--
--	--	--	--	--	--	--	--	--	--	--	--	--
--	--	--	--	--	--	--	--	--	--	--	--	--
--	--	--	--	--	--	--	--	--	--	--	--	--

* **Turbidity** < 50 NTU and ±10% or within 1 NTU of a previous reading when <10 NTU

Constituents Sampled	Container	Number	Preservative
1,1-DCE, cis-1,2-DCE, trans-1,2-DCE, PCE, TCE, VC	40 mL Glass	6	HCL
1,4-dioxane	40 mL Glass	6	HCL

Comments

None

Well Casing Volumes

Gallons/Foot — *1" = 0.04* | *1.25" = 0.06* | *1.5" = 0.09* | *2" = 0.16* | *2.5" = 0.26* | *3" = 0.37* | *3.5" = 0.50* | *4" = 0.65* | *6" = 1.47*

Well Information

Well Location:	Onsite East	Well Locked at Arrival:	n/a
Condition of Well:	Good	Well Locked at Departure:	n/a
Well Completion:	Flush mount	Lock Functioning:	n/a

ARCADIS

SHALLOW LOW-FLOW GROUNDWATER SAMPLING FORM

Project No.	30080642.401.01	Well ID	MW-210S			Date	5-15-21
Project Name/Location		Ford LTP		Weather	69.1 degrees F and Partly Cloudy. The wind is blowing W at 3.4 mph.		
Measuring Pt. Description	Top of Casing	Screen Setting (ft-bmp)	8-13	Casing Diameter (in.)	2	Well Material	PVC
Static Water Level (ft-bmp)	10.16	Total Depth (ft-bmp)	12.73	Water Column (ft.)	2.57	Gallons in Well	0.42
		Pump Intake (ft-bmp)	11.66	Purge Method	Low-Flow	Sample Method	Grab
		Well Volumes Purged	5.71				
Sample Time: Label	13:30	Volume Purged	2.4 gallons	Replicate/Code No.	--	Sampled by	Shantel Johnson
Purge Start	12:24						
Purge End	13:34						

Time	Minutes Elapsed between Readings	Flow Rate (mL/min) [100-300 mL/min]	Depth to Water (ft) [± 0.3]	Total Gallons Purged	pH [± 0.1]	Cond. (mS/cm) [± 3%]	Turbidity (NTU) [± 10%*]	DO (mg/L) [± 10%]	Temp. (°C) [± 3%]	Redox (mV) [± 10mV]	Appearance	
											Color	Odor
12:26	0	150	10.20	0.00	7.18	14.92	492.00	0.06	16.3	-49.3	Brown	No Odor
12:31	5	150	10.19	0.20	7.16	14.38	122.00	0.00	15.9	-60.9	Cloudy	No Odor
12:36	5	150	10.20	0.40	7.17	14.51	108.00	0.63	15.6	-64.5	Cloudy	No Odor
12:41	5	150	10.20	0.60	7.17	14.49	84.60	0.11	15.1	-66.7	Cloudy	No Odor
12:46	5	150	10.21	0.80	7.17	14.55	68.70	0.06	14.8	-67.4	Cloudy	No Odor
12:51	5	150	10.21	1.00	7.17	14.58	54.20	0.01	14.6	-66.8	Cloudy	No Odor
12:56	5	150	10.21	1.20	7.17	14.56	51.90	0.07	14.8	-67.5	Cloudy	No Odor
13:01	5	150	10.21	1.40	7.18	14.55	40.40	0.11	15.2	-69.6	Clear	No Odor
13:06	5	150	10.21	1.60	7.18	14.54	37.10	0.08	15.1	-71.0	Clear	No Odor
13:11	5	150	10.21	1.80	7.18	14.57	25.50	0.05	15.1	-71.3	Clear	No Odor
13:16	5	150	10.21	2.00	7.18	14.51	21.80	0.03	14.8	-69.1	Clear	No Odor
13:21	5	150	10.21	2.20	7.18	14.48	14.60	0.02	14.7	-72.3	Clear	No Odor
13:26	5	150	10.21	2.40	7.18	14.46	10.70	0.06	14.9	-72.9	Clear	No Odor
--	--	--	--	--	--	--	--	--	--	--	--	--
--	--	--	--	--	--	--	--	--	--	--	--	--
--	--	--	--	--	--	--	--	--	--	--	--	--
--	--	--	--	--	--	--	--	--	--	--	--	--
--	--	--	--	--	--	--	--	--	--	--	--	--
--	--	--	--	--	--	--	--	--	--	--	--	--
--	--	--	--	--	--	--	--	--	--	--	--	--

* **Turbidity** < 50 NTU and ±10% or within 1 NTU of a previous reading when <10 NTU

Constituents Sampled	Container	Number	Preservative
1,1-DCE, cis-1,2-DCE, trans-1,2-DCE, PCE, TCE, VC	40 mL Glass	3	HCL
1,4-dioxane	40 mL Glass	3	HCL

Comments

None

Well Casing Volumes

Gallons/Foot — *1" = 0.04* | *1.25" = 0.06* | *1.5" = 0.09* | *2" = 0.16* | *2.5" = 0.26* | *3" = 0.37* | *3.5" = 0.50* | *4" = 0.65* | *6" = 1.47*

Well Information

Well Location:	Onsite East	Well Locked at Arrival:	n/a
Condition of Well:	Good	Well Locked at Departure:	n/a
Well Completion:	Flush mount	Lock Functioning:	n/a

ARCADIS

SHALLOW LOW-FLOW GROUNDWATER SAMPLING FORM

Project No.	30080642.401.01	Well ID	MW-211S			Date	5-15-21
Project Name/Location	Ford LTP			Weather	69.1 degrees F and Partly Cloudy. The wind is blowing W at 3.4 mph.		
Measuring Pt. Description	Top of Casing	Screen Setting (ft-bmp)	7-12	Casing Diameter (in.)	2	Well Material	PVC
Static Water Level (ft-bmp)	8.62	Total Depth (ft-bmp)	11.82	Water Column (ft.)	3.20	Gallons in Well	0.52
		Pump Intake (ft-bmp)	10.12	Purge Method	Low-Flow	Sample Method	Grab
		Well Volumes Purged	4.19				
Sample Time: Label	12:27	Volume Purged	2.18 gallons	Replicate/Code No.	--	Sampled by	Christina Weaver
Purge Start	11:36						
Purge End	12:32						

Time	Minutes Elapsed between Readings	Flow Rate (mL/min) [100-300 mL/min]	Depth to Water (ft) [± 0.3]	Total Gallons Purged	pH [± 0.1]	Cond. (mS/cm) [± 3%]	Turbidity (NTU) [± 10%*]	DO (mg/L) [± 10%]	Temp. (°C) [± 3%]	Redox (mV) [± 10mV]	Appearance	
											Color	Odor
11:39	0	200	8.68	0.00	6.90	9.35	3.20	3.90	14.4	11.7	Clear	No Odor
11:44	5	180	8.66	0.26	6.98	10.52	2.09	0.77	14.3	11.2	Clear	No Odor
11:49	5	180	8.66	0.50	6.96	12.13	0.80	0.84	14.3	12.3	Clear	No Odor
11:54	5	180	8.67	0.74	6.98	13.65	0.02	0.91	14.0	17.4	Clear	No Odor
11:59	5	180	8.67	0.98	6.96	14.67	0.02	0.66	14.0	20.6	Clear	No Odor
12:04	5	180	8.67	1.22	6.94	15.36	0.02	0.45	14.0	22.8	Clear	No Odor
12:09	5	180	8.67	1.46	6.95	15.59	0.02	0.66	14.5	23.4	Clear	No Odor
12:14	5	180	8.67	1.70	6.95	15.91	0.02	1.09	14.1	22.8	Clear	No Odor
12:19	5	180	8.67	1.94	6.95	16.18	0.02	0.99	13.9	20.0	Clear	No Odor
12:24	5	180	8.67	2.18	6.94	16.31	0.02	1.01	14.1	20.0	Clear	No Odor
--	--	--	--	--	--	--	--	--	--	--	--	--
--	--	--	--	--	--	--	--	--	--	--	--	--
--	--	--	--	--	--	--	--	--	--	--	--	--
--	--	--	--	--	--	--	--	--	--	--	--	--
--	--	--	--	--	--	--	--	--	--	--	--	--
--	--	--	--	--	--	--	--	--	--	--	--	--
--	--	--	--	--	--	--	--	--	--	--	--	--
--	--	--	--	--	--	--	--	--	--	--	--	--
--	--	--	--	--	--	--	--	--	--	--	--	--

* **Turbidity** < 50 NTU and ±10% or within 1 NTU of a previous reading when <10 NTU

Constituents Sampled	Container	Number	Preservative
1,1-DCE, cis-1,2-DCE, trans-1,2-DCE, PCE, TCE, VC	40 mL Glass	3	HCL
1,4-dioxane	40 mL Glass	3	HCL

Comments

None

Well Casing Volumes

Gallons/Foot — *1" = 0.04* | *1.25" = 0.06* | *1.5" = 0.09* | *2" = 0.16* | *2.5" = 0.26* | *3" = 0.37* | *3.5" = 0.50* | *4" = 0.65* | *6" = 1.47*

Well Information

Well Location:	Onsite East	Well Locked at Arrival:	n/a
Condition of Well:	Good	Well Locked at Departure:	n/a
Well Completion:	Flush mount	Lock Functioning:	n/a

ARCADIS

SHALLOW LOW-FLOW GROUNDWATER SAMPLING FORM

Project No.	30080642.401.01	Well ID	MW-212S			Date	5-15-21
Project Name/Location	Ford LTP			Weather	It is Partly Cloudy. The wind is blowing W at 3.4 mph.		
Measuring Pt. Description	Top of Casing	Screen Setting (ft-bmp)	6.5-11.5	Casing Diameter (in.)	2	Well Material	PVC
Static Water Level (ft-bmp)	8.10	Total Depth (ft-bmp)	11.17	Water Column (ft.)	3.07	Gallons in Well	0.50
		Pump Intake (ft-bmp)	9.60	Purge Method	Low-Flow	Sample Method	Grab
		Well Volumes Purged	5.30				
Sample Time: Label	9:55	Volume Purged	2.65 gallons	Replicate/Code No.	--	Sampled by	Christina Weaver
Purge Start	8:53						
Purge End	10:00						

Time	Minutes Elapsed between Readings	Flow Rate (mL/min) [100-300 mL/min]	Depth to Water (ft) [± 0.3]	Total Gallons Purged	pH [± 0.1]	Cond. (mS/cm) [± 3%]	Turbidity (NTU) [± 10%*]	DO (mg/L) [± 10%]	Temp. (°C) [± 3%]	Redox (mV) [± 10mV]	Appearance	
											Color	Odor
8:55	0	190	8.13	0.00	6.74	11.79	4.76	1.14	13.7	50.2	Clear, Small White Particulates	No Odor
9:00	5	190	8.13	0.25	6.73	11.83	13.80	0.59	13.4	12.3	Clear, Small White Particulates	No Odor
9:05	5	190	8.13	0.50	6.73	11.78	6.49	0.45	13.5	7.6	Clear, Small White Particulates	No Odor
9:10	5	180	8.13	0.75	6.74	11.59	3.31	0.36	13.6	6.9	Clear	No Odor
9:15	5	180	8.13	0.99	6.75	11.44	0.72	0.28	13.7	6.9	Clear	No Odor
9:20	5	180	8.13	1.23	6.75	11.27	0.02	0.25	13.5	8.1	Clear	No Odor
9:25	5	180	8.13	1.47	6.76	11.09	0.02	0.24	13.7	9.3	Clear	No Odor
9:30	5	180	8.13	1.71	6.76	11.01	0.02	0.24	13.6	10.3	Clear	No Odor
9:35	5	180	8.13	1.95	6.77	10.93	0.02	0.21	13.7	10.4	Clear	No Odor
9:40	5	180	8.13	2.19	6.77	10.91	0.02	0.24	14.4	11.1	Clear	No Odor
9:45	5	180	8.13	2.41	6.77	10.86	0.02	0.20	14.2	10.3	Clear	No Odor
9:50	5	180	8.13	2.65	6.77	10.83	0.02	0.21	14.3	9.2	Clear	No Odor
--	--	--	--	--	--	--	--	--	--	--	--	--
--	--	--	--	--	--	--	--	--	--	--	--	--
--	--	--	--	--	--	--	--	--	--	--	--	--
--	--	--	--	--	--	--	--	--	--	--	--	--
--	--	--	--	--	--	--	--	--	--	--	--	--
--	--	--	--	--	--	--	--	--	--	--	--	--
--	--	--	--	--	--	--	--	--	--	--	--	--
--	--	--	--	--	--	--	--	--	--	--	--	--

* **Turbidity** < 50 NTU and ±10% or within 1 NTU of a previous reading when <10 NTU

Constituents Sampled	Container	Number	Preservative
1,1-DCE, cis-1,2-DCE, trans-1,2-DCE, PCE, TCE, VC	40 mL Glass	3	HCL
1,4-dioxane	40 mL Glass	3	HCL

Comments

None

Well Casing Volumes

Gallons/Foot — *1" = 0.04* | *1.25" = 0.06* | *1.5" = 0.09* | *2" = 0.16* | *2.5" = 0.26* | *3" = 0.37* | *3.5" = 0.50* | *4" = 0.65* | *6" = 1.47*

Well Information

Well Location:	Onsite East	Well Locked at Arrival:	n/a
Condition of Well:	Good	Well Locked at Departure:	n/a
Well Completion:	Flush mount	Lock Functioning:	n/a

ARCADIS

SHALLOW LOW-FLOW GROUNDWATER SAMPLING FORM

Project No.	30080642.401.01	Well ID	MW-213S			Date	5-15-21
Project Name/Location		Ford LTP		Weather		48.0 degrees F.	
Measuring Pt. Description	Top of Casing	Screen Setting (ft-bmp)	6-11	Casing Diameter (in.)	2	Well Material	PVC
Static Water Level (ft-bmp)	7.82	Total Depth (ft-bmp)	10.83	Water Column (ft.)	3.01	Gallons in Well	0.49
		Pump Intake (ft-bmp)	9.32	Purge Method	Low-Flow	Sample Method	Grab
		Well Volumes Purged	2.94				
Sample Time:	Label 8:35	Volume Purged	1.44 gallons	Replicate/Code No.	--	Sampled by	Christina Weaver
	Purge Start 8:00						
	Purge End 8:40						

Time	Minutes Elapsed between Readings	Flow Rate (mL/min) [100-300 mL/min]	Depth to Water (ft) [± 0.3]	Total Gallons Purged	pH [± 0.1]	Cond. (mS/cm) [± 3%]	Turbidity (NTU) [± 10%*]	DO (mg/L) [± 10%]	Temp. (°C) [± 3%]	Redox (mV) [± 10mV]	Appearance	
											Color	Odor
8:02	0	180	7.89	0.00	7.15	10.12	4.40	4.06	12.9	-43.5	Clear, Small White Particulates	No Odor
8:07	5	180	7.88	0.24	6.81	10.16	5.87	0.52	12.6	-83.1	Clear, Small White Particulates	No Odor
8:12	5	180	7.87	0.48	6.79	10.26	0.42	0.36	12.6	-89.7	Clear	No Odor
8:17	5	180	7.87	0.72	6.79	10.22	0.02	0.29	12.6	-92.9	Clear	No Odor
8:22	5	180	7.87	0.96	6.79	10.18	0.02	0.19	12.7	-97.6	Clear	No Odor
8:27	5	180	7.87	1.20	6.79	10.21	0.02	0.17	12.7	-98.8	Clear	No Odor
8:32	5	180	7.87	1.44	6.80	10.23	0.02	0.17	12.8	-100.6	Clear	No Odor
--	--	--	--	--	--	--	--	--	--	--	--	--
--	--	--	--	--	--	--	--	--	--	--	--	--
--	--	--	--	--	--	--	--	--	--	--	--	--
--	--	--	--	--	--	--	--	--	--	--	--	--
--	--	--	--	--	--	--	--	--	--	--	--	--
--	--	--	--	--	--	--	--	--	--	--	--	--
--	--	--	--	--	--	--	--	--	--	--	--	--
--	--	--	--	--	--	--	--	--	--	--	--	--
--	--	--	--	--	--	--	--	--	--	--	--	--
--	--	--	--	--	--	--	--	--	--	--	--	--
--	--	--	--	--	--	--	--	--	--	--	--	--
--	--	--	--	--	--	--	--	--	--	--	--	--

* **Turbidity** < 50 NTU and ±10% or within 1 NTU of a previous reading when <10 NTU

Constituents Sampled	Container	Number	Preservative
1,1-DCE, cis-1,2-DCE, trans-1,2-DCE, PCE, TCE, VC	40 mL Glass	3	HCL
1,4-dioxane	40 mL Glass	3	HCL

Comments

None

Well Casing Volumes

Gallons/Foot — *1" = 0.04* | *1.25" = 0.06* | *1.5" = 0.09* | *2" = 0.16* | *2.5" = 0.26* | *3" = 0.37* | *3.5" = 0.50* | *4" = 0.65* | *6" = 1.47*

Well Information

Well Location:	Onsite East	Well Locked at Arrival:	n/a
Condition of Well:	Good	Well Locked at Departure:	n/a
Well Completion:	Flush mount	Lock Functioning:	n/a

ARCADIS

SHALLOW LOW-FLOW GROUNDWATER SAMPLING FORM

Project No.	30080642.401.01	Well ID	MW-218S			Date	5-19-21
Project Name/Location		Ford LTP		Weather	81.0 degrees F and Mostly Cloudy. The wind is blowing S/SE at 12.8 mph.		
Measuring Pt. Description	Top of Casing	Screen Setting (ft-bmp)	9-14	Casing Diameter (in.)	2	Well Material	PVC
Static Water Level (ft-bmp)	11.36	Total Depth (ft-bmp)	13.16	Water Column (ft.)	1.80	Gallons in Well	0.29
		Pump Intake (ft-bmp)	12.86	Purge Method	Low-Flow	Sample Method	Grab
		Well Volumes Purged	5.52				
Sample Time: Label	15:22	Volume Purged	1.6 gallons	Replicate/Code No.	--	Sampled by	Shantel Johnson
Purge Start	14:35						
Purge End	15:26						

Time	Minutes Elapsed between Readings	Flow Rate (mL/min) [100-300 mL/min]	Depth to Water (ft) [± 0.3]	Total Gallons Purged	pH [± 0.1]	Cond. (mS/cm) [± 3%]	Turbidity (NTU) [± 10%*]	DO (mg/L) [± 10%]	Temp. (°C) [± 3%]	Redox (mV) [± 10mV]	Appearance	
											Color	Odor
14:38	0	150	11.39	0.00	7.12	4.29	722.00	2.04	13.9	-70.8	Cloudy	No Odor
14:43	5	150	11.41	0.20	7.22	4.10	60.60	0.25	13.0	-31.4	Clear	No Odor
14:48	5	150	11.41	0.40	7.23	3.82	13.10	0.19	12.7	-24.9	Clear	No Odor
14:53	5	150	11.41	0.60	7.22	3.65	6.29	0.18	12.5	-22.8	Clear	No Odor
14:58	5	150	11.41	0.80	7.22	3.49	4.56	0.19	12.8	-18.5	Clear	No Odor
15:03	5	150	11.41	1.00	7.22	3.41	2.22	0.18	12.9	-17.2	Clear	No Odor
15:08	5	150	11.41	1.20	7.22	3.33	3.06	0.19	12.8	-15.0	Clear	No Odor
15:13	5	150	11.41	1.40	7.22	3.26	3.04	0.16	12.8	-14.8	Clear	No Odor
15:18	5	150	11.41	1.60	7.22	3.25	1.48	0.13	12.8	-13.5	Clear	No Odor
--	--	--	--	--	--	--	--	--	--	--	--	--
--	--	--	--	--	--	--	--	--	--	--	--	--
--	--	--	--	--	--	--	--	--	--	--	--	--
--	--	--	--	--	--	--	--	--	--	--	--	--
--	--	--	--	--	--	--	--	--	--	--	--	--
--	--	--	--	--	--	--	--	--	--	--	--	--
--	--	--	--	--	--	--	--	--	--	--	--	--
--	--	--	--	--	--	--	--	--	--	--	--	--
--	--	--	--	--	--	--	--	--	--	--	--	--
--	--	--	--	--	--	--	--	--	--	--	--	--
--	--	--	--	--	--	--	--	--	--	--	--	--

* **Turbidity** < 50 NTU and ±10% or within 1 NTU of a previous reading when <10 NTU

Constituents Sampled	Container	Number	Preservative
1,1-DCE, cis-1,2-DCE, trans-1,2-DCE, PCE, TCE, VC	40 mL Glass	3	HCL
1,4-dioxane	40 mL Glass	3	HCL

Comments

None

Well Casing Volumes

Gallons/Foot — *1" = 0.04* | *1.25" = 0.06* | *1.5" = 0.09* | *2" = 0.16* | *2.5" = 0.26* | *3" = 0.37* | *3.5" = 0.50* | *4" = 0.65* | *6" = 1.47*

Well Information

Well Location:	Onsite; South	Well Locked at Arrival:	n/a
Condition of Well:	Good	Well Locked at Departure:	n/a
Well Completion:	Flush mount	Lock Functioning:	n/a

ARCADIS

SHALLOW LOW-FLOW GROUNDWATER SAMPLING FORM

Project No.	30080642.401.01	Well ID	MW-219S			Date	5-20-21
Project Name/Location	Ford LTP			Weather	66.0 degrees F and Cloudy. The wind is blowing E/SE at 3.4 mph.		
Measuring Pt. Description	Top of Casing	Screen Setting (ft-bmp)	7-12	Casing Diameter (in.)	2	Well Material	PVC
Static Water Level (ft-bmp)	8.44	Total Depth (ft-bmp)	11.26	Water Column (ft.)	2.82	Gallons in Well	0.46
		Pump Intake (ft-bmp)	9.94	Purge Method	Low-Flow	Sample Method	Grab
		Well Volumes Purged	3.91				
Sample Time: Label	9:35	Volume Purged	1.8 gallons	Replicate/Code No.	MW-219S-MS_052021, MW-219S-MSD_052021	Sampled by	Emma Witherspoon
Purge Start	8:40						
Purge End	9:48						

Time	Minutes Elapsed between Readings	Flow Rate (mL/min) [100-300 mL/min]	Depth to Water (ft) [± 0.3]	Total Gallons Purged	pH [± 0.1]	Cond. (mS/cm) [± 3%]	Turbidity (NTU) [± 10%*]	DO (mg/L) [± 10%]	Temp. (°C) [± 3%]	Redox (mV) [± 10mV]	Appearance	
											Color	Odor
8:45	0	150	8.48	0.00	7.11	0.20	64.80	2.88	13.8	209.3	Cloudy, Small Orange Particulates	No Odor
8:50	5	150	8.48	0.20	7.17	0.21	25.30	1.73	12.1	194.0	Clear, Small Orange Particulates	No Odor
8:55	5	150	8.48	0.40	7.18	0.21	16.50	1.41	12.3	190.7	Clear, Small Orange Particulates	No Odor
9:00	5	150	8.48	0.60	7.19	0.21	7.16	1.11	12.5	185.6	Clear, Small Orange Particulates	No Odor
9:05	5	150	8.48	0.80	7.20	0.22	5.45	1.00	12.0	177.9	Clear, Small Orange Particulates	No Odor
9:10	5	150	8.48	1.00	7.20	0.21	3.42	0.88	12.2	169.4	Clear, Small Orange Particulates	No Odor
9:15	5	150	8.48	1.20	7.20	0.22	3.95	0.81	11.4	162.8	Clear, Small Orange Particulates	No Odor
9:20	5	150	8.48	1.40	7.20	10.59	2.94	0.80	11.3	157.2	Clear	No Odor
9:25	5	150	8.48	1.60	7.20	10.47	1.97	0.74	11.4	152.6	Clear	No Odor
9:30	5	150	8.48	1.80	7.21	10.42	1.34	0.73	11.5	148.0	Clear	No Odor
--	--	--	--	--	--	--	--	--	--	--	--	--
--	--	--	--	--	--	--	--	--	--	--	--	--
--	--	--	--	--	--	--	--	--	--	--	--	--
--	--	--	--	--	--	--	--	--	--	--	--	--
--	--	--	--	--	--	--	--	--	--	--	--	--
--	--	--	--	--	--	--	--	--	--	--	--	--
--	--	--	--	--	--	--	--	--	--	--	--	--
--	--	--	--	--	--	--	--	--	--	--	--	--
--	--	--	--	--	--	--	--	--	--	--	--	--
--	--	--	--	--	--	--	--	--	--	--	--	--

* **Turbidity** < 50 NTU and ±10% or within 1 NTU of a previous reading when <10 NTU

Constituents Sampled	Container	Number	Preservative
1,1-DCE, cis-1,2-DCE, trans-1,2-DCE, PCE, TCE, VC	40 mL Glass	9	HCL
1,4-dioxane	40 mL Glass	9	HCL

Comments

None

Well Casing Volumes

Gallons/Foot — *1" = 0.04* | *1.25" = 0.06* | *1.5" = 0.09* | *2" = 0.16* | *2.5" = 0.26* | *3" = 0.37* | *3.5" = 0.50* | *4" = 0.65* | *6" = 1.47*

Well Information

Well Location:	On-site; S of property	Well Locked at Arrival:	n/a
Condition of Well:	Good	Well Locked at Departure:	n/a
Well Completion:	Flush mount	Lock Functioning:	n/a

ARCADIS

SHALLOW LOW-FLOW GROUNDWATER SAMPLING FORM

Project No.	30080642.401.01	Well ID	MW-220S			Date	5-17-21
Project Name/Location		Ford LTP		Weather	70.0 degrees F and Cloudy. The wind is blowing S/SE at 5.8 mph.		
Measuring Pt. Description	Top of Casing	Screen Setting (ft-bmp)	6-11	Casing Diameter (in.)	2	Well Material	PVC
Static Water Level (ft-bmp)	8.86	Total Depth (ft-bmp)	10.42	Water Column (ft.)	1.56	Gallons in Well	0.25
		Pump Intake (ft-bmp)	10.36	Purge Method	Low-Flow	Sample Method	Grab
		Well Volumes Purged	7.92				
Sample Time: Label	13:30	Volume Purged	1.98 gallons	Replicate/Code No.	--	Sampled by	Emma Witherspoon
Purge Start	12:54						
Purge End	13:33						

Time	Minutes Elapsed between Readings	Flow Rate (mL/min) [100-300 mL/min]	Depth to Water (ft) [± 0.3]	Total Gallons Purged	pH [± 0.1]	Cond. (mS/cm) [± 3%]	Turbidity (NTU) [± 10%*]	DO (mg/L) [± 10%]	Temp. (°C) [± 3%]	Redox (mV) [± 10mV]	Appearance	
											Color	Odor
12:55	0	250	8.91	0.00	7.31	2.81	7.45	2.15	14.2	58.0	Clear, Small Orange Particulates	No Odor
13:00	5	250	8.90	0.33	7.13	2.75	8.70	0.37	13.5	-70.3	Clear, Small Orange Particulates	No Odor
13:05	5	250	8.90	0.66	7.12	2.80	2.13	0.17	13.4	-68.0	Clear	No Odor
13:10	5	250	8.90	0.99	7.11	2.84	0.98	0.13	13.3	-61.0	Clear	No Odor
13:15	5	250	8.90	1.32	7.11	2.85	0.03	0.11	13.3	-57.6	Clear	No Odor
13:20	5	250	8.90	1.65	7.11	2.86	0.03	0.08	13.2	-54.7	Clear	No Odor
13:25	5	250	8.90	1.98	7.11	2.88	0.02	0.08	13.3	-52.0	Clear	No Odor
--	--	--	--	--	--	--	--	--	--	--	--	--
--	--	--	--	--	--	--	--	--	--	--	--	--
--	--	--	--	--	--	--	--	--	--	--	--	--
--	--	--	--	--	--	--	--	--	--	--	--	--
--	--	--	--	--	--	--	--	--	--	--	--	--
--	--	--	--	--	--	--	--	--	--	--	--	--
--	--	--	--	--	--	--	--	--	--	--	--	--
--	--	--	--	--	--	--	--	--	--	--	--	--
--	--	--	--	--	--	--	--	--	--	--	--	--
--	--	--	--	--	--	--	--	--	--	--	--	--
--	--	--	--	--	--	--	--	--	--	--	--	--
--	--	--	--	--	--	--	--	--	--	--	--	--

* **Turbidity** < 50 NTU and ±10% or within 1 NTU of a previous reading when <10 NTU

Constituents Sampled	Container	Number	Preservative
1,1-DCE, cis-1,2-DCE, trans-1,2-DCE, PCE, TCE, VC	40 mL Glass	3	HCL
1,4-dioxane	40 mL Glass	3	HCL

Comments

None

Well Casing Volumes

Gallons/Foot — *1" = 0.04* | *1.25" = 0.06* | *1.5" = 0.09* | *2" = 0.16* | *2.5" = 0.26* | *3" = 0.37* | *3.5" = 0.50* | *4" = 0.65* | *6" = 1.47*

Well Information

Well Location:	On-site; S of property	Well Locked at Arrival:	n/a
Condition of Well:	Good	Well Locked at Departure:	n/a
Well Completion:	Flush mount	Lock Functioning:	n/a

ARCADIS

SHALLOW LOW-FLOW GROUNDWATER SAMPLING FORM

Project No.	30080642.401.01	Well ID	MW-221S			Date	5-18-21
Project Name/Location		Ford LTP		Weather	69.1 degrees F and Mostly Clear. The wind is blowing at 3.4 mph.		
Measuring Pt. Description	Top of Casing	Screen Setting (ft-bmp)	6.5-11.5	Casing Diameter (in.)	2	Well Material	PVC
Static Water Level (ft-bmp)	6.36	Total Depth (ft-bmp)	10.94	Water Column (ft.)	4.58	Gallons in Well	0.74
		Pump Intake (ft-bmp)	7.86	Purge Method	Low-Flow	Sample Method	Grab
		Well Volumes Purged	1.62				
Sample Time: Label	11:40	Volume Purged	1.2 gallons	Replicate/Code No.	--	Sampled by	Shantel Johnson
Purge Start	11:04						
Purge End	11:43						

Time	Minutes Elapsed between Readings	Flow Rate (mL/min) [100-300 mL/min]	Depth to Water (ft) [± 0.3]	Total Gallons Purged	pH [± 0.1]	Cond. (mS/cm) [± 3%]	Turbidity (NTU) [± 10%*]	DO (mg/L) [± 10%]	Temp. (°C) [± 3%]	Redox (mV) [± 10mV]	Appearance	
											Color	Odor
11:06	0	150	6.40	0.00	7.61	16.50	19.40	0.10	15.7	42.4	Clear	No Odor
11:11	5	150	6.42	0.20	7.62	16.58	20.90	0.82	15.9	-54.0	Clear	No Odor
11:16	5	150	6.42	0.40	7.58	16.86	21.40	0.74	16.0	-56.8	Clear	No Odor
11:21	5	150	6.43	0.60	7.59	16.78	19.20	0.75	16.1	-59.4	Clear	No Odor
11:26	5	150	6.35	0.80	7.62	16.76	22.90	0.95	15.6	-58.9	Clear	No Odor
11:31	5	150	6.35	1.00	7.62	16.80	22.30	0.95	15.4	-66.4	Clear	No Odor
11:36	5	150	6.35	1.20	7.62	16.80	22.40	0.95	15.4	-65.6	Clear	No Odor
--	--	--	--	--	--	--	--	--	--	--	--	--
--	--	--	--	--	--	--	--	--	--	--	--	--
--	--	--	--	--	--	--	--	--	--	--	--	--
--	--	--	--	--	--	--	--	--	--	--	--	--
--	--	--	--	--	--	--	--	--	--	--	--	--
--	--	--	--	--	--	--	--	--	--	--	--	--
--	--	--	--	--	--	--	--	--	--	--	--	--
--	--	--	--	--	--	--	--	--	--	--	--	--
--	--	--	--	--	--	--	--	--	--	--	--	--
--	--	--	--	--	--	--	--	--	--	--	--	--
--	--	--	--	--	--	--	--	--	--	--	--	--
--	--	--	--	--	--	--	--	--	--	--	--	--

* **Turbidity** < 50 NTU and ±10% or within 1 NTU of a previous reading when <10 NTU

Constituents Sampled	Container	Number	Preservative
1,1-DCE, cis-1,2-DCE, trans-1,2-DCE, PCE, TCE, VC	40 mL Glass	3	HCL
1,4-dioxane	40 mL Glass	3	HCL

Comments

None

Well Casing Volumes

Gallons/Foot — *1" = 0.04* | *1.25" = 0.06* | *1.5" = 0.09* | *2" = 0.16* | *2.5" = 0.26* | *3" = 0.37* | *3.5" = 0.50* | *4" = 0.65* | *6" = 1.47*

Well Information

Well Location:	Onsite; West	Well Locked at Arrival:	n/a
Condition of Well:	Good	Well Locked at Departure:	n/a
Well Completion:	Flush mount	Lock Functioning:	n/a

ARCADIS

SHALLOW LOW-FLOW GROUNDWATER SAMPLING FORM

Project No.	30080642.401.01	Well ID	MW-222S			Date	5-19-21
Project Name/Location	Ford LTP			Weather	71.1 degrees F and Mostly Cloudy. The wind is blowing S at 4.7 mph.		
Measuring Pt. Description	Top of Casing	Screen Setting (ft-bmp)	5.5-10.5	Casing Diameter (in.)	2	Well Material	PVC
Static Water Level (ft-bmp)	6.90	Total Depth (ft-bmp)	9.45	Water Column (ft.)	2.55	Gallons in Well	0.41
		Pump Intake (ft-bmp)	8.40	Purge Method	Low-Flow	Sample Method	Grab
		Well Volumes Purged	3.41				
Sample Time: Label	11:45	Volume Purged	1.4 gallons	Replicate/Code No.	--	Sampled by	Shantel Johnson
Purge Start	11:05						
Purge End	11:49						

Time	Minutes Elapsed between Readings	Flow Rate (mL/min) [100-300 mL/min]	Depth to Water (ft) [± 0.3]	Total Gallons Purged	pH [± 0.1]	Cond. (mS/cm) [± 3%]	Turbidity (NTU) [± 10%*]	DO (mg/L) [± 10%]	Temp. (°C) [± 3%]	Redox (mV) [± 10mV]	Appearance	
											Color	Odor
11:07	0	150	6.94	0.00	7.09	4.27	24.60	0.81	15.5	10.0	Clear	No Odor
11:12	5	150	6.96	0.20	7.10	4.29	25.40	0.44	15.4	-2.3	Clear	No Odor
11:17	5	150	6.96	0.40	7.10	4.35	19.80	0.43	15.0	5.0	Clear	No Odor
11:22	5	150	6.97	0.60	7.11	4.39	21.80	0.44	15.3	9.0	Clear	No Odor
11:27	5	150	6.97	0.80	7.11	4.40	20.20	0.44	15.2	11.1	Clear	No Odor
11:32	5	150	6.97	1.00	7.11	4.45	18.90	0.47	14.6	13.7	Clear	No Odor
11:37	5	150	6.97	1.20	7.11	4.46	18.30	0.48	14.5	16.4	Clear	No Odor
11:42	5	150	6.97	1.40	7.12	4.51	17.20	0.44	14.4	17.7	Clear	No Odor
--	--	--	--	--	--	--	--	--	--	--	--	--
--	--	--	--	--	--	--	--	--	--	--	--	--
--	--	--	--	--	--	--	--	--	--	--	--	--
--	--	--	--	--	--	--	--	--	--	--	--	--
--	--	--	--	--	--	--	--	--	--	--	--	--
--	--	--	--	--	--	--	--	--	--	--	--	--
--	--	--	--	--	--	--	--	--	--	--	--	--
--	--	--	--	--	--	--	--	--	--	--	--	--
--	--	--	--	--	--	--	--	--	--	--	--	--
--	--	--	--	--	--	--	--	--	--	--	--	--
--	--	--	--	--	--	--	--	--	--	--	--	--

* **Turbidity** < 50 NTU and ±10% or within 1 NTU of a previous reading when <10 NTU

Constituents Sampled	Container	Number	Preservative
1,1-DCE, cis-1,2-DCE, trans-1,2-DCE, PCE, TCE, VC	40 mL Glass	3	HCL
1,4-dioxane	40 mL Glass	3	HCL

Comments

None

Well Casing Volumes

Gallons/Foot — *1" = 0.04* | *1.25" = 0.06* | *1.5" = 0.09* | *2" = 0.16* | *2.5" = 0.26* | *3" = 0.37* | *3.5" = 0.50* | *4" = 0.65* | *6" = 1.47*

Well Information

Well Location:	Onsite; South	Well Locked at Arrival:	n/a
Condition of Well:	Good	Well Locked at Departure:	n/a
Well Completion:	Flush mount	Lock Functioning:	n/a

ARCADIS

SHALLOW LOW-FLOW GROUNDWATER SAMPLING FORM

Project No.	30080642.401.01	Well ID	MW-224S			Date	5-10-21
Project Name/Location		Ford LTP		Weather	52.0 degrees F and Cloudy. The wind is blowing NW at 12.8 mph.		
Measuring Pt. Description	Top of Casing	Screen Setting (ft-bmp)	7-12	Casing Diameter (in.)	2	Well Material	PVC
Static Water Level (ft-bmp)	9.18	Total Depth (ft-bmp)	11.52	Water Column (ft.)	2.34	Gallons in Well	0.38
		Pump Intake (ft-bmp)	10.68	Purge Method	Low-Flow	Sample Method	Grab
		Well Volumes Purged	5.58				
Sample Time: Label	14:03	Volume Purged	2.12 gallons	Replicate/Code No.	--	Sampled by	Christina Weaver
Purge Start	12:58						
Purge End	14:08						

Time	Minutes Elapsed between Readings	Flow Rate (mL/min) [100-300 mL/min]	Depth to Water (ft) [± 0.3]	Total Gallons Purged	pH [± 0.1]	Cond. (mS/cm) [± 3%]	Turbidity (NTU) [± 10%*]	DO (mg/L) [± 10%]	Temp. (°C) [± 3%]	Redox (mV) [± 10mV]	Appearance	
											Color	Odor
13:00	0	120	9.23	0.00	7.51	14.71	7.44	4.29	12.0	161.7	Clear	No Odor
13:05	5	120	9.22	0.16	7.47	14.51	4.90	3.99	12.0	152.0	Clear, Small Orange Particulates	No Odor
13:10	5	140	9.22	0.32	7.45	14.41	2.03	4.26	12.0	128.7	Clear	No Odor
13:15	5	140	9.22	0.50	7.44	14.34	0.48	4.09	12.1	127.8	Clear	No Odor
13:20	5	140	9.22	0.68	7.41	14.21	0.02	3.84	12.2	131.1	Clear	No Odor
13:25	5	140	9.22	0.86	7.40	14.15	0.02	3.96	12.3	133.4	Clear	No Odor
13:30	5	140	9.22	1.04	7.40	14.08	0.02	4.09	12.3	131.7	Clear	No Odor
13:35	5	140	9.22	1.22	7.39	14.03	0.02	4.20	12.4	142.5	Clear	No Odor
13:40	5	140	9.22	1.40	7.39	13.99	0.02	4.18	12.3	149.4	Clear	No Odor
13:45	5	140	9.22	1.58	7.39	13.93	0.02	4.35	12.2	158.1	Clear	No Odor
13:50	5	140	9.22	1.76	7.39	13.89	0.02	4.49	12.2	153.5	Clear	No Odor
13:55	5	140	9.22	1.94	7.39	13.84	0.02	4.26	12.2	161.5	Clear	No Odor
14:00	5	140	9.22	2.12	7.39	13.85	0.02	4.43	12.1	165.2	Clear	No Odor
--	--	--	--	--	--	--	--	--	--	--	--	--
--	--	--	--	--	--	--	--	--	--	--	--	--
--	--	--	--	--	--	--	--	--	--	--	--	--
--	--	--	--	--	--	--	--	--	--	--	--	--
--	--	--	--	--	--	--	--	--	--	--	--	--
--	--	--	--	--	--	--	--	--	--	--	--	--
--	--	--	--	--	--	--	--	--	--	--	--	--
--	--	--	--	--	--	--	--	--	--	--	--	--

* **Turbidity** < 50 NTU and ±10% or within 1 NTU of a previous reading when <10 NTU

Constituents Sampled	Container	Number	Preservative
1,1-DCE, cis-1,2-DCE, trans-1,2-DCE, PCE, TCE, VC	40 mL Glass	3	HCL
1,4-dioxane	40 mL Glass	3	HCL

Comments

None

Well Casing Volumes

Gallons/Foot — *1" = 0.04* | *1.25" = 0.06* | *1.5" = 0.09* | *2" = 0.16* | *2.5" = 0.26* | *3" = 0.37* | *3.5" = 0.50* | *4" = 0.65* | *6" = 1.47*

Well Information

Well Location:	Onsite south	Well Locked at Arrival:	n/a
Condition of Well:	Good	Well Locked at Departure:	n/a
Well Completion:	Flush mount	Lock Functioning:	n/a

ARCADIS

SHALLOW LOW-FLOW GROUNDWATER SAMPLING FORM

Project No.	30080642.401.01	Well ID	PW-16-01			Date	5-18-21
Project Name/Location	Ford LTP			Weather	69.1 degrees F and Mostly Clear. The wind is blowing at 3.4 mph.		
Measuring Pt. Description	Top of Casing	Screen Setting (ft-bmp)	9.7-19.7	Casing Diameter (in.)	6	Well Material	PVC
Static Water Level (ft-bmp)	9.41	Total Depth (ft-bmp)	21.55	Water Column (ft.)	12.14	Gallons in Well	17.75
		Pump Intake (ft-bmp)	14.70	Purge Method	Low-Flow	Sample Method	Grab
		Well Volumes Purged	0.17				
Sample Time: Label	12:15	Volume Purged	3 gallons	Replicate/Code No.	--	Sampled by	Christina Weaver
Purge Start	11:10						
Purge End	12:20						

Time	Minutes Elapsed between Readings	Flow Rate (mL/min) [100-300 mL/min]	Depth to Water (ft) [± 0.3]	Total Gallons Purged	pH [± 0.1]	Cond. (mS/cm) [± 3%]	Turbidity (NTU) [± 10%*]	DO (mg/L) [± 10%]	Temp. (°C) [± 3%]	Redox (mV) [± 10mV]	Appearance	
											Color	Odor
11:12	0	190	9.49	0.00	6.93	5.56	67.60	4.47	14.7	-66.2	Clear, Small Orange Particulates	No Odor
11:17	5	190	9.50	0.25	6.92	5.53	33.10	3.85	14.5	-66.4	Clear	No Odor
11:22	5	190	9.51	0.50	6.92	5.54	17.70	3.43	14.7	-69.1	Clear, Small Orange Particulates	No Odor
11:27	5	190	9.51	0.75	6.92	5.53	15.10	3.58	15.1	-69.6	Clear, Small Orange Particulates	No Odor
11:32	5	190	9.51	1.00	6.92	5.54	11.60	3.34	15.3	-68.3	Clear, Small Orange Particulates	No Odor
11:37	5	190	9.51	1.25	6.92	5.54	12.40	2.96	15.0	-69.0	Clear, Small Orange Particulates	No Odor
11:42	5	190	9.51	1.50	6.93	5.53	10.60	2.71	15.2	-68.7	Clear	No Odor
11:47	5	190	9.51	1.75	6.93	5.53	10.40	2.66	15.1	-68.2	Clear, Small Orange Particulates	No Odor
11:52	5	190	9.51	2.00	6.93	5.54	7.97	2.50	15.1	-68.0	Clear, Small Orange Particulates	No Odor
11:57	5	190	9.51	2.25	6.93	5.55	6.08	2.35	15.2	-67.3	Clear, Small Orange Particulates	No Odor
12:02	5	190	9.51	2.50	6.93	5.53	8.51	2.52	15.5	-67.6	Clear	No Odor
12:07	5	190	9.51	2.75	6.93	5.55	5.74	2.14	14.9	-66.8	Clear	No Odor
12:12	5	190	9.51	3.00	6.93	5.53	4.85	1.98	14.8	-67.8	Clear	No Odor
--	--	--	--	--	--	--	--	--	--	--	--	--
--	--	--	--	--	--	--	--	--	--	--	--	--
--	--	--	--	--	--	--	--	--	--	--	--	--
--	--	--	--	--	--	--	--	--	--	--	--	--
--	--	--	--	--	--	--	--	--	--	--	--	--
--	--	--	--	--	--	--	--	--	--	--	--	--
--	--	--	--	--	--	--	--	--	--	--	--	--

* **Turbidity** < 50 NTU and ±10% or within 1 NTU of a previous reading when <10 NTU

Constituents Sampled	Container	Number	Preservative
1,1-DCE, cis-1,2-DCE, trans-1,2-DCE, PCE, TCE, VC	40 mL Glass	3	HCL
1,4-dioxane	40 mL Glass	3	HCL

Comments

Missing well lid. Will need to specially order this oversized well lid

Well Casing Volumes

Gallons/Foot — *1" = 0.04* | *1.25" = 0.06* | *1.5" = 0.09* | *2" = 0.16* | *2.5" = 0.26* | *3" = 0.37* | *3.5" = 0.50* | *4" = 0.65* | *6" = 1.47*

Well Information

Well Location:	Onsite; Central	Well Locked at Arrival:	n/a
Condition of Well:	Pad damaged,Poor,Vault broken	Well Locked at Departure:	n/a
Well Completion:	Flush mount	Lock Functioning:	n/a

ARCADIS

SHALLOW LOW-FLOW GROUNDWATER SAMPLING FORM

Project No.	30080642.401.01	Well ID	PW-16-02			Date	5-20-21
Project Name/Location		Ford LTP		Weather	82.9 degrees F and Mostly Cloudy. The wind is blowing S at 10.3 mph.		
Measuring Pt. Description	Top of Casing	Screen Setting (ft-bmp)	12-17	Casing Diameter (in.)	6	Well Material	PVC
Static Water Level (ft-bmp)	6.52	Total Depth (ft-bmp)	23.76	Water Column (ft.)	17.24	Gallons in Well	25.21
		Pump Intake (ft-bmp)	13.50	Purge Method	Low-Flow	Sample Method	Grab
		Well Volumes Purged	0.04				
Sample Time: Label	14:48	Volume Purged	0.91 gallons	Replicate/Code No.	--	Sampled by	Shantel Johnson
Purge Start	14:06						
Purge End	14:52						

Time	Minutes Elapsed between Readings	Flow Rate (mL/min) [100-300 mL/min]	Depth to Water (ft) [± 0.3]	Total Gallons Purged	pH [± 0.1]	Cond. (mS/cm) [± 3%]	Turbidity (NTU) [± 10%*]	DO (mg/L) [± 10%]	Temp. (°C) [± 3%]	Redox (mV) [± 10mV]	Appearance	
											Color	Odor
14:09	0	100	6.52	0.00	7.01	1.30	8.90	0.35	13.9	-17.1	Clear	No Odor
14:14	5	100	6.58	0.13	7.02	1.30	5.06	0.25	13.6	-17.9	Clear	No Odor
14:19	5	100	6.58	0.26	7.02	1.29	6.73	0.24	14.3	-18.6	Clear	No Odor
14:24	5	100	6.58	0.39	7.02	1.29	3.95	0.19	13.3	-18.4	Clear	No Odor
14:29	5	100	6.58	0.52	7.02	1.29	3.37	0.22	13.8	-19.3	Clear	No Odor
14:34	5	100	6.58	0.65	7.02	1.29	3.06	0.17	13.3	-19.4	Clear	No Odor
14:39	5	100	6.58	0.78	7.02	1.29	2.77	0.19	13.5	-19.5	Clear	No Odor
14:44	5	100	6.58	0.91	7.02	1.30	2.62	0.18	13.6	-19.6	Clear	No Odor
--	--	--	--	--	--	--	--	--	--	--	--	--
--	--	--	--	--	--	--	--	--	--	--	--	--
--	--	--	--	--	--	--	--	--	--	--	--	--
--	--	--	--	--	--	--	--	--	--	--	--	--
--	--	--	--	--	--	--	--	--	--	--	--	--
--	--	--	--	--	--	--	--	--	--	--	--	--
--	--	--	--	--	--	--	--	--	--	--	--	--
--	--	--	--	--	--	--	--	--	--	--	--	--
--	--	--	--	--	--	--	--	--	--	--	--	--
--	--	--	--	--	--	--	--	--	--	--	--	--
--	--	--	--	--	--	--	--	--	--	--	--	--
--	--	--	--	--	--	--	--	--	--	--	--	--

* **Turbidity** < 50 NTU and ±10% or within 1 NTU of a previous reading when <10 NTU

Constituents Sampled	Container	Number	Preservative
1,1-DCE, cis-1,2-DCE, trans-1,2-DCE, PCE, TCE, VC	40 mL Glass	3	HCL
1,4-dioxane	40 mL Glass	3	HCL

Comments

None

Well Casing Volumes

Gallons/Foot — *1" = 0.04* | *1.25" = 0.06* | *1.5" = 0.09* | *2" = 0.16* | *2.5" = 0.26* | *3" = 0.37* | *3.5" = 0.50* | *4" = 0.65* | *6" = 1.47*

Well Information

Well Location:	Onsite; North	Well Locked at Arrival:	n/a
Condition of Well:	Good	Well Locked at Departure:	n/a
Well Completion:	Flush mount	Lock Functioning:	n/a

ARCADIS

SHALLOW LOW-FLOW GROUNDWATER SAMPLING FORM

Project No.	30080642.401.01	Well ID	TW-16-01			Date	5-18-21
Project Name/Location		Ford LTP		Weather	72.0 degrees F and Partly Cloudy. The wind is blowing E/SE at 5.8 mph.		
Measuring Pt. Description	Top of Casing	Screen Setting (ft-bmp)	12-17	Casing Diameter (in.)	2	Well Material	PVC
Static Water Level (ft-bmp)	8.64	Total Depth (ft-bmp)	16.80	Water Column (ft.)	8.16	Gallons in Well	1.33
		Pump Intake (ft-bmp)	14.50	Purge Method	Low-Flow	Sample Method	Grab
		Well Volumes Purged	1.80				
Sample Time: Label	13:30	Volume Purged	2.4 gallons	Replicate/Code No.	--	Sampled by	Christina Weaver
Purge Start	12:34						
Purge End	13:35						

Time	Minutes Elapsed between Readings	Flow Rate (mL/min) [100-300 mL/min]	Depth to Water (ft) [± 0.3]	Total Gallons Purged	pH [± 0.1]	Cond. (mS/cm) [± 3%]	Turbidity (NTU) [± 10%*]	DO (mg/L) [± 10%]	Temp. (°C) [± 3%]	Redox (mV) [± 10mV]	Appearance	
											Color	Odor
12:36	0	180	8.70	0.00	6.94	5.87	74.40	4.73	14.6	-91.1	Clear, Small Orange Particulates	No Odor
12:41	5	180	8.70	0.24	6.94	5.85	72.90	4.57	14.6	-100.9	Clear, Small Orange Particulates	No Odor
12:46	5	180	8.70	0.48	6.94	5.84	31.10	4.48	14.8	-103.8	Clear	No Odor
12:51	5	180	8.70	0.72	6.94	5.84	20.20	1.76	14.4	-104.0	Clear, Small Orange Particulates	No Odor
12:56	5	180	8.70	0.96	6.94	5.79	19.60	1.61	14.8	-104.3	Clear, Small Orange Particulates	No Odor
13:01	5	180	8.70	1.20	6.94	5.77	12.10	1.60	14.6	-104.1	Clear	No Odor
13:06	5	180	8.70	1.44	6.94	5.77	9.36	1.51	14.6	-103.5	Clear	No Odor
13:11	5	180	8.70	1.68	6.94	5.76	10.40	1.45	14.8	-103.1	Clear	No Odor
13:16	5	180	8.70	1.92	6.94	5.75	9.57	1.39	14.7	-102.0	Clear	No Odor
13:21	5	180	8.70	2.16	6.94	5.74	9.50	1.30	14.7	-101.3	Clear	No Odor
13:26	5	180	8.70	2.40	6.94	5.74	9.49	1.31	14.8	-101.0	Clear	No Odor
--	--	--	--	--	--	--	--	--	--	--	--	--
--	--	--	--	--	--	--	--	--	--	--	--	--
--	--	--	--	--	--	--	--	--	--	--	--	--
--	--	--	--	--	--	--	--	--	--	--	--	--
--	--	--	--	--	--	--	--	--	--	--	--	--
--	--	--	--	--	--	--	--	--	--	--	--	--
--	--	--	--	--	--	--	--	--	--	--	--	--
--	--	--	--	--	--	--	--	--	--	--	--	--
--	--	--	--	--	--	--	--	--	--	--	--	--

* **Turbidity** < 50 NTU and ±10% or within 1 NTU of a previous reading when <10 NTU

Constituents Sampled	Container	Number	Preservative
1,1-DCE, cis-1,2-DCE, trans-1,2-DCE, PCE, TCE, VC	40 mL Glass	3	HCL
1,4-dioxane	40 mL Glass	3	HCL

Comments

None

Well Casing Volumes

Gallons/Foot — *1" = 0.04* | *1.25" = 0.06* | *1.5" = 0.09* | *2" = 0.16* | *2.5" = 0.26* | *3" = 0.37* | *3.5" = 0.50* | *4" = 0.65* | *6" = 1.47*

Well Information

Well Location:	Onsite; Central	Well Locked at Arrival:	n/a
Condition of Well:	Good	Well Locked at Departure:	n/a
Well Completion:	Flush mount	Lock Functioning:	n/a

ARCADIS

SHALLOW LOW-FLOW GROUNDWATER SAMPLING FORM

Project No.	30080642.401.01	Well ID	TW-16-02			Date	5-17-21
Project Name/Location		Ford LTP		Weather	70.0 degrees F and Cloudy. The wind is blowing S/SE at 5.8 mph.		
Measuring Pt. Description	Top of Casing	Screen Setting (ft-bmp)	12-17	Casing Diameter (in.)	2	Well Material	PVC
Static Water Level (ft-bmp)	8.36	Total Depth (ft-bmp)	17.15	Water Column (ft.)	8.79	Gallons in Well	1.43
		Pump Intake (ft-bmp)	14.50	Purge Method	Low-Flow	Sample Method	Grab
		Well Volumes Purged	1.36				
Sample Time: Label	14:05	Volume Purged	1.94 gallons	Replicate/Code No.	--	Sampled by	Christina Weaver
Purge Start	13:15						
Purge End	14:10						

Time	Minutes Elapsed between Readings	Flow Rate (mL/min) [100-300 mL/min]	Depth to Water (ft) [± 0.3]	Total Gallons Purged	pH [± 0.1]	Cond. (mS/cm) [± 3%]	Turbidity (NTU) [± 10%*]	DO (mg/L) [± 10%]	Temp. (°C) [± 3%]	Redox (mV) [± 10mV]	Appearance	
											Color	Odor
13:17	0	180	8.51	0.00	7.04	5.65	36.00	2.25	16.1	-122.9	Clear, Small Orange Particulates	Faint Odor
13:22	5	180	8.45	0.24	7.00	5.46	39.50	0.28	14.4	138.6	Clear, Small Orange Particulates	No Odor
13:27	5	150	8.45	0.48	6.99	5.43	30.60	0.24	14.8	-135.2	Clear, Small Orange Particulates	No Odor
13:32	5	160	8.45	0.68	6.98	5.70	15.70	0.16	14.8	-132.4	Clear, Small Orange Particulates	No Odor
13:37	5	160	8.45	0.89	6.98	5.76	12.10	0.22	14.9	-132.9	Clear, Small Orange Particulates	No Odor
13:42	5	160	8.45	1.10	6.98	5.84	10.10	0.14	14.6	-134.4	Clear	No Odor
13:47	5	160	8.45	1.31	6.98	5.91	6.05	0.13	14.7	-134.6	Clear	No Odor
13:52	5	160	8.45	1.52	6.99	5.93	4.95	0.12	14.6	-134.9	Clear	No Odor
13:57	5	160	8.45	1.73	6.99	5.97	3.77	0.12	14.4	-134.3	Clear	No Odor
14:02	5	160	8.45	1.94	7.01	5.98	2.85	0.10	14.4	-135.4	Clear	No Odor
--	--	--	--	--	--	--	--	--	--	--	--	--
--	--	--	--	--	--	--	--	--	--	--	--	--
--	--	--	--	--	--	--	--	--	--	--	--	--
--	--	--	--	--	--	--	--	--	--	--	--	--
--	--	--	--	--	--	--	--	--	--	--	--	--
--	--	--	--	--	--	--	--	--	--	--	--	--
--	--	--	--	--	--	--	--	--	--	--	--	--
--	--	--	--	--	--	--	--	--	--	--	--	--
--	--	--	--	--	--	--	--	--	--	--	--	--

* **Turbidity** < 50 NTU and ±10% or within 1 NTU of a previous reading when <10 NTU

Constituents Sampled	Container	Number	Preservative
1,1-DCE, cis-1,2-DCE, trans-1,2-DCE, PCE, TCE, VC	40 mL Glass	3	HCL
1,4-dioxane	40 mL Glass	3	HCL

Comments

None

Well Casing Volumes

Gallons/Foot — *1" = 0.04* | *1.25" = 0.06* | *1.5" = 0.09* | *2" = 0.16* | *2.5" = 0.26* | *3" = 0.37* | *3.5" = 0.50* | *4" = 0.65* | *6" = 1.47*

Well Information

Well Location:	Onsite, Center	Well Locked at Arrival:	n/a
Condition of Well:	Good	Well Locked at Departure:	n/a
Well Completion:	Flush mount	Lock Functioning:	n/a

ARCADIS

SHALLOW LOW-FLOW GROUNDWATER SAMPLING FORM

Project No.	30080642.401.01	Well ID	TW-16-03			Date	5-20-21
Project Name/Location		Ford LTP		Weather	82.0 degrees F and Mostly Cloudy. The wind is blowing S at 8.1 mph.		
Measuring Pt. Description	Top of Casing	Screen Setting (ft-bmp)	9-19	Casing Diameter (in.)	2	Well Material	PVC
Static Water Level (ft-bmp)	5.92	Total Depth (ft-bmp)	18.66	Water Column (ft.)	12.74	Gallons in Well	2.07
		Pump Intake (ft-bmp)	14.00	Purge Method	Low-Flow	Sample Method	Grab
		Well Volumes Purged	0.44				
Sample Time: Label	13:38	Volume Purged	0.91 gallons	Replicate/Code No.	--	Sampled by	Shantel Johnson
Purge Start	12:57						
Purge End	13:42						

Time	Minutes Elapsed between Readings	Flow Rate (mL/min) [100-300 mL/min]	Depth to Water (ft) [± 0.3]	Total Gallons Purged	pH [± 0.1]	Cond. (mS/cm) [± 3%]	Turbidity (NTU) [± 10%*]	DO (mg/L) [± 10%]	Temp. (°C) [± 3%]	Redox (mV) [± 10mV]	Appearance	
											Color	Odor
13:00	0	100	5.98	0.00	6.97	1.50	14.80	4.84	12.4	-57.4	Cloudy	No Odor
13:05	5	100	6.00	0.13	6.96	1.39	7.27	0.35	12.0	-57.5	Clear	No Odor
13:10	5	100	6.00	0.26	6.93	1.32	5.88	0.28	12.2	-55.3	Clear	No Odor
13:15	5	100	6.00	0.39	6.91	1.22	4.07	0.31	12.9	-53.9	Clear	No Odor
13:20	5	100	6.00	0.52	6.89	1.18	5.43	0.29	12.7	-52.5	Clear	No Odor
13:25	5	100	6.00	0.65	6.88	1.17	4.22	0.24	12.6	-52.4	Clear	No Odor
13:30	5	100	6.00	0.78	6.88	1.17	3.58	0.24	12.5	-53.0	Clear	No Odor
13:35	5	100	6.00	0.91	6.88	1.17	3.25	0.26	12.3	-53.3	Clear	No Odor
--	--	--	--	--	--	--	--	--	--	--	--	--
--	--	--	--	--	--	--	--	--	--	--	--	--
--	--	--	--	--	--	--	--	--	--	--	--	--
--	--	--	--	--	--	--	--	--	--	--	--	--
--	--	--	--	--	--	--	--	--	--	--	--	--
--	--	--	--	--	--	--	--	--	--	--	--	--
--	--	--	--	--	--	--	--	--	--	--	--	--
--	--	--	--	--	--	--	--	--	--	--	--	--
--	--	--	--	--	--	--	--	--	--	--	--	--
--	--	--	--	--	--	--	--	--	--	--	--	--
--	--	--	--	--	--	--	--	--	--	--	--	--
--	--	--	--	--	--	--	--	--	--	--	--	--

* **Turbidity** < 50 NTU and ±10% or within 1 NTU of a previous reading when <10 NTU

Constituents Sampled	Container	Number	Preservative
1,1-DCE, cis-1,2-DCE, trans-1,2-DCE, PCE, TCE, VC	40 mL Glass	3	HCL
1,4-dioxane	40 mL Glass	3	HCL

Comments

None

Well Casing Volumes

Gallons/Foot — *1" = 0.04* | *1.25" = 0.06* | *1.5" = 0.09* | *2" = 0.16* | *2.5" = 0.26* | *3" = 0.37* | *3.5" = 0.50* | *4" = 0.65* | *6" = 1.47*

Well Information

Well Location:	Onsite; North	Well Locked at Arrival:	n/a
Condition of Well:	Good	Well Locked at Departure:	n/a
Well Completion:	Flush mount	Lock Functioning:	n/a

ARCADIS

SHALLOW LOW-FLOW GROUNDWATER SAMPLING FORM

Project No.	30080642.401.01	Well ID	TW-16-04			Date	5-20-21
Project Name/Location		Ford LTP		Weather	79.0 degrees F and Mostly Cloudy. The wind is blowing SE at 5.8 mph.		
Measuring Pt. Description	Top of Casing	Screen Setting (ft-bmp)	9-19	Casing Diameter (in.)	2	Well Material	PVC
Static Water Level (ft-bmp)	6.28	Total Depth (ft-bmp)	18.90	Water Column (ft.)	12.62	Gallons in Well	2.05
		Pump Intake (ft-bmp)	14.00	Purge Method	Low-Flow	Sample Method	Grab
		Well Volumes Purged	10.04				
Sample Time: Label	12:05	Volume Purged	20.58 gallons	Replicate/Code No.	--	Sampled by	Shantel Johnson
Purge Start	11:00						
Purge End	12:09						

Time	Minutes Elapsed between Readings	Flow Rate (mL/min) [100-300 mL/min]	Depth to Water (ft) [± 0.3]	Total Gallons Purged	pH [± 0.1]	Cond. (mS/cm) [± 3%]	Turbidity (NTU) [± 10%*]	DO (mg/L) [± 10%]	Temp. (°C) [± 3%]	Redox (mV) [± 10mV]	Appearance	
											Color	Odor
11:00	0	100	6.33	0.00	7.02	0.99	16.00	0.19	13.7	-72.0	Clear	No Odor
11:02	2	100	6.31	0.00	7.02	0.80	20.60	1.22	14.2	-72.4	Clear	No Odor
11:07	5	100	6.32	0.13	7.02	0.79	27.50	6.45	12.8	-71.2	Clear	No Odor
11:12	5	100	6.32	0.26	7.01	0.79	22.90	1.95	13.2	-71.8	Clear	No Odor
11:17	5	100	6.32	0.39	7.01	0.80	23.90	0.16	12.8	-72.5	Clear	No Odor
11:22	5	100	6.32	0.52	7.01	0.80	25.20	0.29	12.8	-73.3	Clear	No Odor
11:27	5	100	6.32	0.65	7.01	0.82	21.20	0.64	13.4	-73.9	Clear	No Odor
11:32	5	100	6.32	0.78	7.01	0.84	27.30	0.10	13.2	-73.6	Clear	No Odor
11:37	5	100	6.32	0.91	7.00	0.87	16.60	0.25	13.6	-73.2	Clear	No Odor
11:42	5	100	6.32	1.04	7.00	0.90	19.40	0.20	13.2	-73.0	Clear	No Odor
11:47	5	100	6.33	1.17	7.00	0.93	20.50	0.14	13.7	-72.5	Clear	No Odor
11:52	5	100	6.33	1.30	7.00	0.96	18.30	0.12	13.4	-71.9	Clear	No Odor
11:57	5	100	6.33	1.43	7.00	0.96	17.20	0.12	13.9	-71.8	Clear	No Odor
--	--	--	--	--	--	--	--	--	--	--	--	--
--	--	--	--	--	--	--	--	--	--	--	--	--
--	--	--	--	--	--	--	--	--	--	--	--	--
--	--	--	--	--	--	--	--	--	--	--	--	--
--	--	--	--	--	--	--	--	--	--	--	--	--
--	--	--	--	--	--	--	--	--	--	--	--	--
--	--	--	--	--	--	--	--	--	--	--	--	--

* **Turbidity** < 50 NTU and ±10% or within 1 NTU of a previous reading when <10 NTU

Constituents Sampled	Container	Number	Preservative
1,1-DCE, cis-1,2-DCE, trans-1,2-DCE, PCE, TCE, VC	40 mL Glass	3	HCL
1,4-dioxane	40 mL Glass	3	HCL

Comments

None

Well Casing Volumes

Gallons/Foot — *1" = 0.04* | *1.25" = 0.06* | *1.5" = 0.09* | *2" = 0.16* | *2.5" = 0.26* | *3" = 0.37* | *3.5" = 0.50* | *4" = 0.65* | *6" = 1.47*

Well Information

Well Location:	Onsite; North	Well Locked at Arrival:	n/a
Condition of Well:	Good	Well Locked at Departure:	n/a
Well Completion:	Flush mount	Lock Functioning:	n/a

APPENDIX B

Off-Site Residential Monitoring Wells

This document is a DRAFT document that has not received approval from EGLE. This document was prepared pursuant to a court Consent Decree. The opinions, findings, and conclusions expressed are those of the authors and not those of EGLE.

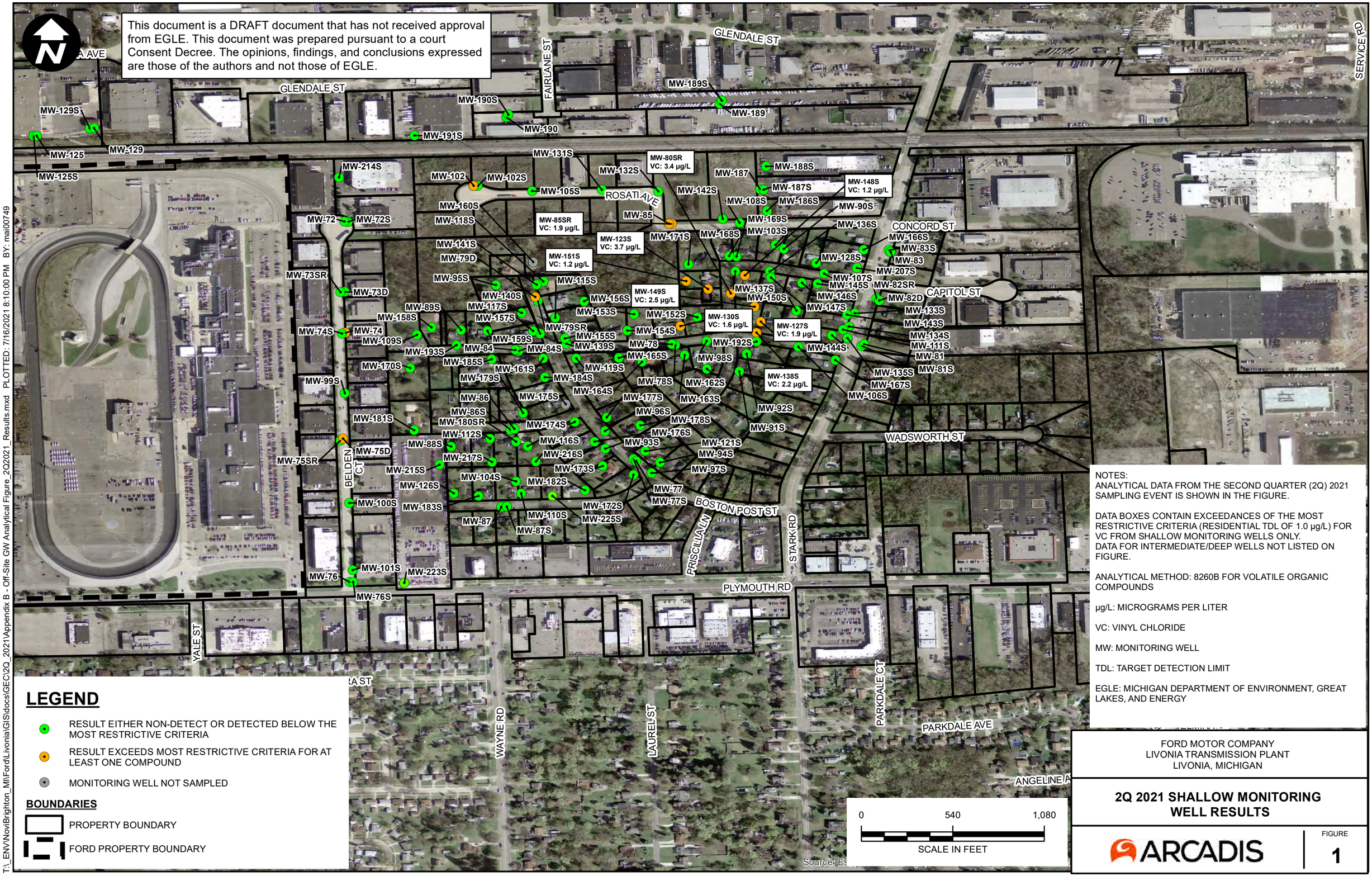

LEGEND

- RESULT EITHER NON-DETECT OR DETECTED BELOW THE MOST RESTRICTIVE CRITERIA
- RESULT EXCEEDS MOST RESTRICTIVE CRITERIA FOR AT LEAST ONE COMPOUND
- MONITORING WELL NOT SAMPLED

BOUNDARIES

- PROPERTY BOUNDARY
- FORD PROPERTY BOUNDARY

0 540 1,080
SCALE IN FEET

Source: Es

NOTES:
ANALYTICAL DATA FROM THE SECOND QUARTER (2Q) 2021 SAMPLING EVENT IS SHOWN IN THE FIGURE.

DATA BOXES CONTAIN EXCEEDANCES OF THE MOST RESTRICTIVE CRITERIA (RESIDENTIAL TDL OF 1.0 µg/L) FOR VC FROM SHALLOW MONITORING WELLS ONLY.
DATA FOR INTERMEDIATE/DEEP WELLS NOT LISTED ON FIGURE.

ANALYTICAL METHOD: 8260B FOR VOLATILE ORGANIC COMPOUNDS

µg/L: MICROGRAMS PER LITER

VC: VINYL CHLORIDE

MW: MONITORING WELL

TDL: TARGET DETECTION LIMIT

EGLE: MICHIGAN DEPARTMENT OF ENVIRONMENT, GREAT LAKES, AND ENERGY

FORD MOTOR COMPANY
LIVONIA TRANSMISSION PLANT
LIVONIA, MICHIGAN

2Q 2021 SHALLOW MONITORING WELL RESULTS

ARCADIS

FIGURE 1

CITY: Novi DIV: ENV DB: MG PIC: R. ELLIS PM: K. HINSKEY PROJECT NUMBER: 30080642 COORDINATE SYSTEM: GCS North American 1983
T:_ENV\NoviBrighton_MI\Ford\Livonia\GIS\docs\GEC\2Q_2021\Appendix B - Off-Site GW Analytical Figure_2Q2021_Results.mxd PLOTTED: 7/16/2021 8:10:00 PM BY: mai00749

Appendix B
Summary of Off-Site Groundwater Sampling Results -2Q 2021
Ford Livonia Transmission Plant

			Location:	MW-72	MW-72S	MW-73D	MW-73SR	MW-74	MW-74S	MW-75D	MW-75SR	MW-76	MW-76S	MW-77	MW-77S	MW-78	MW-78S	MW-79D
			Date:	5/12/2021	5/12/2021	5/12/2021	5/12/2021	5/13/2021	5/13/2021	5/19/2021	5/19/2021	5/13/2021	5/13/2021	5/19/2021	5/19/2021	5/20/2021	5/20/2021	5/17/2021
			Screen Interval (ft. bgs):	15-20	3-13	13.5-18.5	2.5-12.5	14-19	3-13	12-17	2.5-12.5	15-20	4.5-14.5	9-14	2.5-12.5	7-12	2.5-12.5	10-15
Analytical Method	Chemical Name	Ford LTP Offsite Residential DW Criteria	Non Residential DW Criteria															
SW-846 Method 8260B SIM	1,4-Dioxane	7.2*	350	< 2.0	< 2.0	2.4	< 2.0	1.3 J	< 2.0	1.3 J	< 2.0	< 2.0	< 2.0	< 2.0	< 2.0	< 2.0	< 2.0	< 2.0
SW-846 Method 8260B	1,1-Dichloroethene	7.0	7.0	< 1.0	< 1.0	< 1.0	< 1.0	< 1.0	< 1.0	< 1.0J	< 1.0	< 1.0	< 1.0	< 1.0	< 1.0	< 1.0	< 1.0	< 1.0
SW-846 Method 8260B	cis-1,2-Dichloroethene	70	70	< 1.0	< 1.0	< 1.0	1.7	0.38 J	0.73 J	< 1.0	< 1.0	0.52 J	< 1.0	0.48 J	< 1.0	< 1.0	< 1.0	< 1.0
SW-846 Method 8260B	Tetrachloroethene	5.0	5.0	< 1.0	< 1.0	< 1.0	< 1.0	< 1.0	< 1.0	< 1.0	< 1.0	< 1.0	< 1.0	< 1.0	< 1.0	< 1.0	< 1.0	< 1.0
SW-846 Method 8260B	trans-1,2-Dichloroethene	100	100	< 1.0	< 1.0	< 1.0	< 1.0	< 1.0	< 1.0	< 1.0	< 1.0	< 1.0	< 1.0	< 1.0	< 1.0	< 1.0	< 1.0	< 1.0
SW-846 Method 8260B	Trichloroethene	1.0**	5.0	< 1.0	< 1.0	< 1.0	0.22 J	< 1.0	< 1.0	< 1.0	< 1.0	< 1.0	< 1.0	< 1.0	< 1.0	< 1.0	< 1.0	< 1.0
SW-846 Method 8260B	Vinyl chloride	1.0**	2.0	1.0	< 1.0	< 1.0	0.43 J	**3.4**	< 1.0	**1.9**	0.64 J	< 1.0	< 1.0	< 1.0	< 1.0	< 1.0	< 1.0	**2.0**

			Location:	MW-79SR	MW-80SR	MW-81	MW-81S	MW-82D	MW-82SR	MW-83	MW-83S	MW-84	MW-84S	MW-85	MW-85SR	MW-86	MW-86S	MW-87
			Date:	5/17/2021	5/20/2021	5/11/2021	5/11/2021	5/7/2021	5/7/2021	5/6/2021	5/6/2021	5/6/2021	5/6/2021	5/14/2021	5/14/2021	5/11/2021	5/11/2021	5/13/2021
			Screen Interval (ft. bgs):	2.5-12.5	2.5-12.5	8-13	2.5-12.5	18-23	5-15	8-13	3-13	8-13	2.5-12.5	8-13	4.5-9.5	12-17	2.5-12.5	14-19
Analytical Method	Chemical Name	Ford LTP Offsite Residential DW Criteria	Non Residential DW Criteria															
SW-846 Method 8260B SIM	1,4-Dioxane	7.2*	350	< 2.0	< 2.0	< 2.0	< 2.0	< 2.0	< 2.0	< 2.0	< 2.0	< 2.0	< 2.0	< 2.0	< 2.0	< 2.0	< 2.0	< 2.0
SW-846 Method 8260B	1,1-Dichloroethene	7.0	7.0	< 1.0	< 1.0	< 1.0	< 1.0	< 1.0	< 1.0	< 1.0	< 1.0	< 1.0	< 1.0	< 1.0	< 1.0	< 1.0	< 1.0	< 1.0
SW-846 Method 8260B	cis-1,2-Dichloroethene	70	70	< 1.0	< 1.0	< 1.0	< 1.0	< 1.0	< 1.0	0.19 J	< 1.0	< 1.0	< 1.0	< 1.0	< 1.0	< 1.0	< 1.0	< 1.0
SW-846 Method 8260B	Tetrachloroethene	5.0	5.0	< 1.0	< 1.0	< 1.0	< 1.0	< 1.0	< 1.0	< 1.0	< 1.0	< 1.0	< 1.0	< 1.0	< 1.0	< 1.0	< 1.0	< 1.0
SW-846 Method 8260B	trans-1,2-Dichloroethene	100	100	< 1.0	< 1.0	< 1.0	< 1.0	< 1.0	< 1.0	< 1.0	< 1.0	< 1.0	< 1.0	< 1.0	< 1.0	< 1.0	< 1.0	< 1.0
SW-846 Method 8260B	Trichloroethene	1.0**	5.0	< 1.0	< 1.0	< 1.0	< 1.0	< 1.0	< 1.0	< 1.0	< 1.0	0.11 J	0.14 J	< 1.0	< 1.0	< 1.0	< 1.0	< 1.0
SW-846 Method 8260B	Vinyl chloride	1.0**	2.0	0.86 J	**3.4**	< 1.0	< 1.0	< 1.0	< 1.0	< 1.0	< 1.0	< 1.0	< 1.0	**6.0**	**1.9**	< 1.0	< 1.0	< 1.0

			Location:	MW-87S	MW-88S	MW-89S	MW-90S	MW-91S	MW-92S	MW-93S	MW-94S	MW-95S	MW-96S	MW-97S	MW-98S	MW-99S	MW-100S	MW-101S
			Date:	5/13/2021	5/5/2021	5/7/2021	5/20/2021	5/14/2021	5/17/2021	5/12/2021	5/12/2021	5/17/2021	5/19/2021	5/19/2021	5/6/2021	5/19/2021	5/20/2021	5/20/2021
			Screen Interval (ft. bgs):	4.5-14.5	3-13	3-13	2.5-12.5	2.5-12.5	2.5-12.5	2.5-12.5	2.5-12.5	2.5-12.5	2.5-12.5	2.5-12.5	2.5-12.5	3-13	3-13	4.5-14.5
Analytical Method	Chemical Name	Ford LTP Offsite Residential DW Criteria	Non Residential DW Criteria															
SW-846 Method 8260B SIM	1,4-Dioxane	7.2*	350	< 2.0	< 2.0	< 2.0	< 2.0	< 2.0	< 2.0	< 2.0	< 2.0	< 2.0	< 2.0	< 2.0	< 2.0	< 2.0	< 2.0	< 2.0
SW-846 Method 8260B	1,1-Dichloroethene	7.0	7.0	< 1.0	< 1.0	< 1.0	< 1.0	< 1.0	< 1.0	< 1.0	< 1.0	< 1.0	< 1.0	< 1.0	< 1.0	< 1.0	< 1.0	< 1.0
SW-846 Method 8260B	cis-1,2-Dichloroethene	70	70	< 1.0	< 1.0	1.7	< 1.0	< 1.0	< 1.0	0.17 J	< 1.0	0.17 J	< 1.0	< 1.0	0.18 J	0.40 J	< 1.0	< 1.0
SW-846 Method 8260B	Tetrachloroethene	5.0	5.0	< 1.0	< 1.0	< 1.0	< 1.0	< 1.0	< 1.0	< 1.0	< 1.0	< 1.0	< 1.0	< 1.0	< 1.0	< 1.0	< 1.0	< 1.0
SW-846 Method 8260B	trans-1,2-Dichloroethene	100	100	< 1.0	< 1.0	< 1.0	< 1.0	< 1.0	< 1.0	< 1.0	< 1.0	< 1.0	< 1.0	< 1.0	< 1.0	< 1.0	< 1.0	< 1.0
SW-846 Method 8260B	Trichloroethene	1.0**	5.0	< 1.0	< 1.0	< 1.0	< 1.0	< 1.0	< 1.0	< 1.0	< 1.0	< 1.0	< 1.0	< 1.0	< 1.0	< 1.0	< 1.0	< 1.0
SW-846 Method 8260B	Vinyl chloride	1.0**	2.0	< 1.0	< 1.0	0.36 J	< 1.0	< 1.0	< 1.0	< 1.0	< 1.0	0.56 J	< 1.0	< 1.0	< 1.0	< 1.0	< 1.0	< 1.0

Notes:
All units are measured in micrograms per liter (µg/l).
All results are compared to the EGLE Part 201 Generic Cleanup Criteria, June 2018.

* Residential Drinking Water Criteria for 1,4-dioxane is derived from EGLE Proposed Rule Changes (September 2016) and Emergency Rules (October 27, 2016).

** Groundwater results for Trichloroethene and Vinyl Chloride are compared to the published EGLE Remediation and Redevelopment Division Target Detection Limit of 1.0 µg/l.

Bold Result exceeds residential Drinking Water criteria
< Result not detected above reporting limit.

Abbreviations:
DW drinking water
EGLE Michigan Department of Environment, Great Lakes, and Energy
ft. bgs feet below ground surface
J estimated result
LTP Livonia Transmission Plant
NS Not Sampled

This document is a DRAFT document that has not received approval from EGLE. This document was prepared pursuant to a court Consent Decree. The opinions, findings, and conclusions expressed are those of the authors and not those of EGLE.

Appendix B
Summary of Off-Site Groundwater Sampling Results -2Q 2021
Ford Livonia Transmission Plant

Location:				MW-102	MW-102S	MW-103S	MW-104S	MW-105S	MW-106S	MW-107S	MW-108S	MW-109S	MW-110S	MW-111S	MW-112S	MW-115S	MW-116S	MW-117S
Date:				5/18/2021	5/18/2021	5/20/2021	5/4/2021	5/18/2021	5/18/2021	5/6/2021	5/13/2021	5/4/2021	5/4/2021	5/10/2021	5/7/2021	5/17/2021	5/10/2021	5/17/2021
Screen Interval (ft. bgs):				10-15	2.5-12.5	2-7	9-14	2.5-12.5	2.5-12.5	2.5-12.5	2.5-12.5	2.5-12.5	8-13	8-13	2.5-12.5	2.5-12.5	3-13	2.5-12.5
Analytical Method	Chemical Name	Ford LTP Offsite Residential DW Criteria	Non Residential DW Criteria															
SW-846 Method 8260B SIM	1,4-Dioxane	7.2*	350	0.89 J	< 2.0	< 2.0	< 2.0	< 2.0	< 2.0	< 2.0	< 2.0	< 2.0	< 2.0	< 2.0	< 2.0	< 2.0	< 2.0	< 2.0
SW-846 Method 8260B	1,1-Dichloroethene	7.0	7.0	< 1.0	< 1.0	< 1.0	< 1.0	< 1.0	< 1.0	< 1.0	< 1.0	< 1.0	< 1.0	< 1.0	< 1.0	< 1.0	< 1.0	< 1.0 J
SW-846 Method 8260B	cis-1,2-Dichloroethene	70	70	< 1.0	< 1.0	< 1.0	< 1.0	< 1.0	< 1.0	< 1.0	< 1.0	0.18 J	< 1.0	< 1.0	< 1.0	< 1.0	< 1.0	< 1.0
SW-846 Method 8260B	Tetrachloroethene	5.0	5.0	< 1.0	< 1.0	< 1.0	< 1.0	< 1.0	< 1.0	< 1.0	< 1.0	< 1.0	< 1.0	< 1.0	< 1.0	< 1.0	< 1.0	< 1.0
SW-846 Method 8260B	trans-1,2-Dichloroethene	100	100	< 1.0	< 1.0	< 1.0	< 1.0	< 1.0	< 1.0	< 1.0	< 1.0	< 1.0	< 1.0	< 1.0	< 1.0	< 1.0	< 1.0	< 1.0
SW-846 Method 8260B	Trichloroethene	1.0**	5.0	< 1.0	< 1.0	< 1.0	< 1.0	< 1.0	< 1.0	< 1.0	< 1.0	< 1.0	< 1.0	< 1.0	< 1.0	< 1.0	< 1.0	0.30 J
SW-846 Method 8260B	Vinyl chloride	1.0**	2.0	**1.5**	< 1.0	0.46 J	< 1.0	< 1.0	< 1.0	< 1.0	< 1.0	< 1.0	< 1.0	< 1.0	< 1.0	0.86 J	< 1.0	0.32 J

Location:				MW-118S	MW-119S	MW-121S	MW-123S	MW-125	MW-125S	MW-126S	MW-127S	MW-128S	MW-129	MW-129S	MW-130S	MW-131S	MW-132S	MW-133S
Date:				5/17/2021	5/18/2021	5/11/2021	5/19/2021	5/18/2021	5/18/2021	5/4/2021	5/18/2021	5/5/2021	5/18/2021	5/18/2021	5/7/2021	5/18/2021	5/18/2021	5/10/2021
Screen Interval (ft. bgs):				2.5-12.5	2.5-12.5	2.5-12.5	2.5-12.5	7-12	2-7	3-13	3-13	4-14	10-15	2-7	3-13	2.5-12.5	2.5-12.5	4-9
Analytical Method	Chemical Name	Ford LTP Offsite Residential DW Criteria	Non Residential DW Criteria															
SW-846 Method 8260B SIM	1,4-Dioxane	7.2*	350	< 2.0	< 2.0	< 2.0	< 2.0	< 2.0	< 2.0	< 2.0	< 2.0	< 2.0	< 2.0	< 2.0	< 2.0	< 2.0	< 2.0	< 2.0
SW-846 Method 8260B	1,1-Dichloroethene	7.0	7.0	< 1.0	< 1.0	< 1.0	< 1.0	< 1.0	< 1.0	< 1.0	< 1.0	< 1.0	< 1.0	< 1.0	< 1.0	< 1.0	< 1.0	< 1.0
SW-846 Method 8260B	cis-1,2-Dichloroethene	70	70	< 1.0	0.16 J	< 1.0	< 1.0	< 1.0	< 1.0	< 1.0	< 1.0	< 1.0	< 1.0	< 1.0	< 1.0	< 1.0	< 1.0	< 1.0
SW-846 Method 8260B	Tetrachloroethene	5.0	5.0	< 1.0	< 1.0	< 1.0	< 1.0	< 1.0	< 1.0	< 1.0	< 1.0	< 1.0	< 1.0	< 1.0	< 1.0	< 1.0	< 1.0	< 1.0
SW-846 Method 8260B	trans-1,2-Dichloroethene	100	100	< 1.0	< 1.0	< 1.0	< 1.0	< 1.0	< 1.0	< 1.0	< 1.0	< 1.0	< 1.0	< 1.0	< 1.0	< 1.0	< 1.0	< 1.0
SW-846 Method 8260B	Trichloroethene	1.0**	5.0	< 1.0	< 1.0	< 1.0	< 1.0	< 1.0	< 1.0	< 1.0	< 1.0	< 1.0	< 1.0	< 1.0	< 1.0	< 1.0	< 1.0	< 1.0
SW-846 Method 8260B	Vinyl chloride	1.0**	2.0	0.44 J	< 1.0	< 1.0	**3.7**	< 1.0	< 1.0	< 1.0	**1.9**	< 1.0	< 1.0	< 1.0	**1.6**	0.99 J	< 1.0	< 1.0

Location:				MW-134S	MW-135S	MW-136S	MW-137S	MW-138S	MW-139S	MW-140S	MW-141S	MW-142S	MW-143S	MW-144S	MW-145S	MW-146S	MW-147S	MW-148S
Date:				5/10/2021	5/13/2021	5/5/2021	5/20/2021	5/18/2021	5/12/2021	5/13/2021	5/17/2021	5/14/2021	5/10/2021	5/11/2021	5/5/2021	5/5/2021	5/5/2021	5/19/2021
Screen Interval (ft. bgs):				5-10	5-10	2-7	2-7	2-7	2-7	2-7	3-8	2.5-7.5	5.5-10.5	7-12	6-11	6-11	2-7	2-7
Analytical Method	Chemical Name	Ford LTP Offsite Residential DW Criteria	Non Residential DW Criteria															
SW-846 Method 8260B SIM	1,4-Dioxane	7.2*	350	< 2.0	< 2.0	< 2.0	< 2.0	< 2.0	< 2.0	< 2.0	< 2.0	< 2.0	< 2.0	< 2.0	< 2.0	< 2.0	< 2.0	< 2.0
SW-846 Method 8260B	1,1-Dichloroethene	7.0	7.0	< 1.0	< 1.0	< 1.0	< 1.0	< 1.0	< 1.0	< 1.0	< 1.0	< 1.0	< 1.0	< 1.0	< 1.0	< 1.0	< 1.0	< 1.0
SW-846 Method 8260B	cis-1,2-Dichloroethene	70	70	< 1.0	< 1.0	< 1.0	< 1.0	< 1.0	< 1.0	< 1.0	< 1.0	< 1.0	< 1.0	< 1.0	< 1.0	< 1.0	< 1.0	< 1.0
SW-846 Method 8260B	Tetrachloroethene	5.0	5.0	< 1.0	< 1.0	< 1.0	< 1.0	< 1.0	< 1.0	< 1.0	< 1.0	< 1.0	< 1.0	< 1.0	< 1.0	< 1.0	< 1.0	< 1.0
SW-846 Method 8260B	trans-1,2-Dichloroethene	100	100	< 1.0	< 1.0	< 1.0	< 1.0	< 1.0	< 1.0	< 1.0	< 1.0	< 1.0	< 1.0	< 1.0	< 1.0	< 1.0	< 1.0	< 1.0
SW-846 Method 8260B	Trichloroethene	1.0**	5.0	< 1.0	< 1.0	< 1.0	< 1.0	< 1.0	< 1.0	< 1.0	< 1.0	< 1.0	< 1.0	< 1.0	< 1.0	< 1.0	< 1.0	< 1.0
SW-846 Method 8260B	Vinyl chloride	1.0**	2.0	< 1.0	< 1.0	< 1.0	0.70 J	**2.2**	< 1.0	< 1.0	< 1.0	< 1.0	< 1.0	< 1.0	< 1.0	0.21 J	1.0	**1.2**

Notes:
All units are measured in micrograms per liter (µg/l).
All results are compared to the EGLE Part 201 Generic Cleanup Criteria, June 2018.

* Residential Drinking Water Criteria for 1,4-dioxane is derived from EGLE Proposed Rule Changes (September 2016) and Emergency Rules (October 27, 2016).

** Groundwater results for Trichloroethene and Vinyl Chloride are compared to the published EGLE Remediation and Redevelopment Division Target Detection Limit of 1.0 µg/l.

Bold Result exceeds residential Drinking Water criteria
< Result not detected above reporting limit.

Abbreviations:
DW drinking water
EGLE Michigan Department of Environment, Great Lakes, and Energy
ft. bgs feet below ground surface
J estimated result
LTP Livonia Transmission Plant
NS Not Sampled

This document is a DRAFT document that has not received approval from EGLE. This document was prepared pursuant to a court Consent Decree. The opinions, findings, and conclusions expressed are those of the authors and not those of EGLE.

Appendix B
Summary of Off-Site Groundwater Sampling Results -2Q 2021
Ford Livonia Transmission Plant

			Location:	MW-149S	MW-150S	MW-151S	MW-152S	MW-153S	MW-154S	MW-155S	MW-156S	MW-157S	MW-158S	MW-159S	MW-160S	MW-161S	MW-162S	MW-163S
			Date:	5/18/2021	5/18/2021	5/19/2021	5/14/2021	5/7/2021	5/7/2021	5/17/2021	5/17/2021	5/17/2021	5/4/2021	5/5/2021	NS	5/18/2021	5/14/2021	5/14/2021
			Screen Interval (ft. bgs):	2-7	2-7	2.5-7.5	2.5-7.5	2-7	2-7	2-7	3-8	2.5-7.5	2.5-7.5	4-9	4-9	2.5-7.5	3-8	2-7
Analytical Method	Chemical Name	Ford LTP Offsite Residential DW Criteria	Non Residential DW Criteria															
SW-846 Method 8260B SIM	1,4-Dioxane	7.2*	350	< 2.0	< 2.0	< 2.0	< 2.0	< 2.0	< 2.0	< 2.0	< 2.0	< 2.0	< 2.0	< 2.0	NS	< 2.0	< 2.0	< 2.0
SW-846 Method 8260B	1,1-Dichloroethene	7.0	7.0	< 1.0	< 1.0	< 1.0J	< 1.0	< 1.0	< 1.0	< 1.0	< 1.0	< 1.0	< 1.0	< 1.0	NS	< 1.0	< 1.0	< 1.0
SW-846 Method 8260B	cis-1,2-Dichloroethene	70	70	< 1.0	< 1.0	< 1.0	< 1.0	< 1.0	< 1.0	< 1.0	< 1.0	< 1.0	< 1.0	< 1.0	NS	< 1.0	< 1.0	< 1.0
SW-846 Method 8260B	Tetrachloroethene	5.0	5.0	< 1.0	< 1.0	< 1.0	< 1.0	< 1.0	< 1.0	< 1.0	< 1.0	< 1.0	< 1.0	< 1.0	NS	< 1.0	< 1.0	< 1.0
SW-846 Method 8260B	trans-1,2-Dichloroethene	100	100	< 1.0	< 1.0	< 1.0	< 1.0	< 1.0	< 1.0	< 1.0	< 1.0	< 1.0	< 1.0	< 1.0	NS	< 1.0	< 1.0	< 1.0
SW-846 Method 8260B	Trichloroethene	1.0**	5.0	< 1.0	< 1.0	< 1.0	< 1.0	< 1.0	< 1.0	< 1.0	< 1.0	< 1.0	< 1.0	< 1.0	NS	< 1.0	< 1.0	< 1.0
SW-846 Method 8260B	Vinyl chloride	1.0**	2.0	**2.5**	0.32 J	**1.2**	< 1.0	< 1.0	< 1.0	< 1.0	< 1.0	< 1.0	< 1.0	< 1.0	NS	< 1.0	< 1.0	< 1.0

			Location:	MW-164S	MW-165S	MW-166S	MW-167S	MW-168S	MW-169S	MW-170S	MW-171S	MW-172S	MW-173S	MW-174S	MW-175S	MW-176S	MW-177S	MW-178S
			Date:	5/5/2021	5/5/2021	5/6/2021	5/11/2021	5/19/2021	5/19/2021	5/4/2021	5/19/2021	5/12/2021	5/12/2021	5/14/2021	NS	5/13/2021	5/18/2021	5/14/2021
			Screen Interval (ft. bgs):	3-8	2-7	6-11	5-10	2-7	2-7	4.5-9.5	2-7	4.5-9.5	5.5-10.5	5.5-10.5	6-11	5-10	4-9	4.5-9.5
Analytical Method	Chemical Name	Ford LTP Offsite Residential DW Criteria	Non Residential DW Criteria															
SW-846 Method 8260B SIM	1,4-Dioxane	7.2*	350	< 2.0	< 2.0	< 2.0	< 2.0	< 2.0	< 2.0	< 2.0	< 2.0	< 2.0	< 2.0	< 2.0	NS	< 2.0	< 2.0	< 2.0
SW-846 Method 8260B	1,1-Dichloroethene	7.0	7.0	< 1.0	< 1.0	< 1.0	< 1.0	< 1.0	< 1.0	< 1.0	< 1.0	< 1.0	< 1.0	< 1.0	NS	< 1.0	< 1.0	< 1.0
SW-846 Method 8260B	cis-1,2-Dichloroethene	70	70	< 1.0	< 1.0	< 1.0	< 1.0	< 1.0	< 1.0	< 1.0	< 1.0	< 1.0	< 1.0	< 1.0	NS	< 1.0	< 1.0	< 1.0
SW-846 Method 8260B	Tetrachloroethene	5.0	5.0	< 1.0	< 1.0	< 1.0	< 1.0	< 1.0	< 1.0	< 1.0	< 1.0	< 1.0	< 1.0	< 1.0	NS	< 1.0	< 1.0	< 1.0
SW-846 Method 8260B	trans-1,2-Dichloroethene	100	100	< 1.0	< 1.0	< 1.0	< 1.0	< 1.0	< 1.0	< 1.0	< 1.0	< 1.0	< 1.0	< 1.0	NS	< 1.0	< 1.0	< 1.0
SW-846 Method 8260B	Trichloroethene	1.0**	5.0	< 1.0	< 1.0	< 1.0	< 1.0	< 1.0	< 1.0	< 1.0	< 1.0	< 1.0	< 1.0	< 1.0	NS	< 1.0	< 1.0	< 1.0
SW-846 Method 8260B	Vinyl chloride	1.0**	2.0	< 1.0	< 1.0	< 1.0	< 1.0	< 1.0	< 1.0	< 1.0	0.25 J	< 1.0	< 1.0	< 1.0	NS	< 1.0	< 1.0	< 1.0

			Location:	MW-179S	MW-180SR	MW-181S	MW-182S	MW-183S	MW-184S	MW-185S	MW-186S	MW-187	MW-187S	MW-188S	MW-189	MW-189S	MW-190	MW-190S
			Date:	5/10/2021	5/7/2021	5/5/2021	5/5/2021	5/4/2021	5/19/2021	5/5/2021	5/21/2021	5/20/2021	5/20/2021	5/21/2021	5/19/2021	5/19/2021	5/19/2021	5/19/2021
			Screen Interval (ft. bgs):	6-11	6.5-11.5	3.5-8.5	4-9	8-13	4.5-9.5	6-11	2.5-7.5	8-13	3-8	3-8	10-15	4.5-9.5	9-14	2.5-7.5
Analytical Method	Chemical Name	Ford LTP Offsite Residential DW Criteria	Non Residential DW Criteria															
SW-846 Method 8260B SIM	1,4-Dioxane	7.2*	350	< 2.0	< 2.0	< 2.0	< 2.0	< 2.0	< 2.0	< 2.0	< 2.0	< 2.0	< 2.0	< 2.0	< 2.0	< 2.0	< 2.0	< 2.0
SW-846 Method 8260B	1,1-Dichloroethene	7.0	7.0	< 1.0	< 1.0	< 1.0	< 1.0	< 1.0	< 1.0	< 1.0	< 1.0	< 1.0	< 1.0	< 1.0	< 1.0	< 1.0	< 1.0	< 1.0
SW-846 Method 8260B	cis-1,2-Dichloroethene	70	70	< 1.0	< 1.0	< 1.0	< 1.0	< 1.0	< 1.0	< 1.0	< 1.0	< 1.0	< 1.0	< 1.0	< 1.0	< 1.0	1.2	0.64 J
SW-846 Method 8260B	Tetrachloroethene	5.0	5.0	< 1.0	< 1.0	< 1.0	< 1.0	< 1.0	< 1.0	< 1.0	< 1.0	< 1.0	< 1.0	< 1.0	< 1.0	< 1.0	< 1.0	< 1.0
SW-846 Method 8260B	trans-1,2-Dichloroethene	100	100	< 1.0	< 1.0	< 1.0	< 1.0	< 1.0	< 1.0	< 1.0	< 1.0	< 1.0	< 1.0	< 1.0	< 1.0	< 1.0	< 1.0	< 1.0
SW-846 Method 8260B	Trichloroethene	1.0**	5.0	< 1.0	< 1.0	< 1.0	< 1.0	< 1.0	< 1.0	< 1.0	< 1.0	< 1.0	< 1.0	< 1.0	< 1.0	< 1.0	< 1.0	< 1.0
SW-846 Method 8260B	Vinyl chloride	1.0**	2.0	< 1.0	< 1.0	< 1.0	< 1.0	< 1.0	< 1.0	< 1.0	< 1.0	< 1.0	< 1.0	< 1.0	< 1.0	< 1.0	< 1.0	< 1.0

Notes:
All units are measured in micrograms per liter (µg/l).
All results are compared to the EGLE Part 201 Generic Cleanup Criteria, June 2018.

* Residential Drinking Water Criteria for 1,4-dioxane is derived from EGLE Proposed Rule Changes (September 2016) and Emergency Rules (October 27, 2016).

** Groundwater results for Trichloroethene and Vinyl Chloride are compared to the published EGLE Remediation and Redevelopment Division Target Detection Limit of 1.0 µg/l.

Bold Result exceeds residential Drinking Water criteria
< Result not detected above reporting limit.

Abbreviations:
DW drinking water
EGLE Michigan Department of Environment, Great Lakes, and Energy
ft. bgs feet below ground surface
J estimated result
LTP Livonia Transmission Plant
NS Not Sampled

This document is a DRAFT document that has not received approval from EGLE. This document was prepared pursuant to a court Consent Decree. The opinions, findings, and conclusions expressed are those of the authors and not those of EGLE.

Appendix B
Summary of Off-Site Groundwater Sampling Results -2Q 2021
Ford Livonia Transmission Plant

			Location:	MW-191S	MW-192S	MW-193S	MW-207S
			Date:	5/21/2021	5/6/2021	5/4/2021	5/7/2021
			Screen Interval (ft. bgs):	2.5-7.5	2.5-7.5	3-8	4.5-9.5
Analytical Method	Chemical Name	Ford LTP Offsite Residential DW Criteria	Non Residential DW Criteria				
SW-846 Method 8260B SIM	1,4-Dioxane	7.2*	350	< 2.0	< 2.0	< 2.0	< 2.0
SW-846 Method 8260B	1,1-Dichloroethene	7.0	7.0	< 1.0	< 1.0	< 1.0	< 1.0
SW-846 Method 8260B	cis-1,2-Dichloroethene	70	70	3.8	0.32 J	< 1.0	< 1.0
SW-846 Method 8260B	Tetrachloroethene	5.0	5.0	< 1.0	< 1.0	< 1.0	< 1.0
SW-846 Method 8260B	trans-1,2-Dichloroethene	100	100	< 1.0	< 1.0	< 1.0	< 1.0
SW-846 Method 8260B	Trichloroethene	1.0**	5.0	0.29 J	< 1.0	< 1.0	< 1.0
SW-846 Method 8260B	Vinyl chloride	1.0**	2.0	< 1.0	< 1.0	< 1.0	< 1.0

			Location:	MW-214S	MW-215S	MW-216S
			Date:	5/19/2021	5/13/2021	5/10/2021
			Screen Interval (ft. bgs):	5.5-10.5	3-8	6-11
Analytical Method	Chemical Name	Ford LTP Offsite Residential DW Criteria	Non Residential DW Criteria			
SW-846 Method 8260B SIM	1,4-Dioxane	7.2*	350	< 2.0	< 2.0	< 2.0
SW-846 Method 8260B	1,1-Dichloroethene	7.0	7.0	< 1.0	< 1.0	< 1.0
SW-846 Method 8260B	cis-1,2-Dichloroethene	70	70	< 1.0	< 1.0	< 1.0
SW-846 Method 8260B	Tetrachloroethene	5.0	5.0	< 1.0	< 1.0	< 1.0
SW-846 Method 8260B	trans-1,2-Dichloroethene	100	100	< 1.0	< 1.0	< 1.0
SW-846 Method 8260B	Trichloroethene	1.0**	5.0	< 1.0	< 1.0	< 1.0
SW-846 Method 8260B	Vinyl chloride	1.0**	2.0	< 1.0	< 1.0	< 1.0

			Location:	MW-217S	MW-223S	MW-225S
			Date:	5/7/2021	5/20/2021	5/5/2021
			Screen Interval (ft. bgs):	6-11	8.5-13.5	5.5-10.5
Analytical Method	Chemical Name	Ford LTP Offsite Residential DW Criteria	Non Residential DW Criteria			
SW-846 Method 8260B SIM	1,4-Dioxane	7.2*	350	< 2.0	< 2.0	< 2.0
SW-846 Method 8260B	1,1-Dichloroethene	7.0	7.0	< 1.0	< 1.0	< 1.0
SW-846 Method 8260B	cis-1,2-Dichloroethene	70	70	< 1.0	< 1.0	< 1.0
SW-846 Method 8260B	Tetrachloroethene	5.0	5.0	< 1.0	< 1.0	< 1.0
SW-846 Method 8260B	trans-1,2-Dichloroethene	100	100	< 1.0	< 1.0	< 1.0
SW-846 Method 8260B	Trichloroethene	1.0**	5.0	< 1.0	< 1.0	< 1.0
SW-846 Method 8260B	Vinyl chloride	1.0**	2.0	< 1.0	< 1.0	< 1.0

Notes:
All units are measured in micrograms per liter (µg/l).
All results are compared to the EGLE Part 201 Generic Cleanup Criteria, June 2018.

* Residential Drinking Water Criteria for 1,4-dioxane is derived from EGLE Proposed Rule Changes (September 2016) and Emergency Rules (October 27, 2016).

** Groundwater results for Trichloroethene and Vinyl Chloride are compared to the published EGLE Remediation and Redevelopment Division Target Detection Limit of 1.0 µg/l.

Bold Result exceeds residential Drinking Water criteria
< Result not detected above reporting limit.

Abbreviations:
DW drinking water
EGLE Michigan Department of Environment, Great Lakes, and Energy
ft. bgs feet below ground surface
J estimated result
LTP Livonia Transmission Plant
NS Not Sampled

This document is a DRAFT document that has not received approval from EGLE. This document was prepared pursuant to a court Consent Decree. The opinions, findings, and conclusions expressed are those of the authors and not those of EGLE.

APPENDIX C

Off-Site Groundwater Field Sampling Logs

ARCADIS

SHALLOW LOW-FLOW GROUNDWATER SAMPLING FORM

Project No.	30050315.402.01	Well ID	MW-88S			Date	5-5-21
Project Name/Location	Ford LTP			Weather	46.9 degrees F and Cloudy. The wind is blowing NW at 10.3 mph.		
Measuring Pt. Description	Top of Casing	Screen Setting (ft-bmp)	3-13	Casing Diameter (in.)	2	Well Material	PVC
Static Water Level (ft-bmp)	7.58	Total Depth (ft-bmp)	12.88	Water Column (ft.)	5.30	Gallons in Well	0.86
		Pump Intake (ft-bmp)	9.08	Purge Method	Low-Flow	Sample Method	Grab
		Well Volumes Purged	1.21				
Sample Time: Label	14:36	Volume Purged	1.04 gallons	Replicate/Code No.	--	Sampled by	Gary Schafer
Purge Start	13:52						
Purge End	14:43						

Time	Minutes Elapsed between Readings	Flow Rate (mL/min) [100-300 mL/min]	Depth to Water (ft) [± 0.3]	Total Gallons Purged	pH [± 0.1]	Cond. (mS/cm) [± 3%]	Turbidity (NTU) [± 10%*]	DO (mg/L) [± 10%]	Temp. (°C) [± 3%]	Redox (mV) [± 10mV]	Appearance	
											Color	Odor
13:55	0	100	7.60	0.00	7.81	0.49	0.87	0.26	10.7	-48.7	Clear	No Odor
14:00	5	100	7.60	0.13	7.78	0.47	1.09	0.23	10.8	-64.5	Clear	No Odor
14:05	5	100	7.60	0.26	7.78	0.47	0.66	0.22	10.7	-76.0	Clear	No Odor
14:10	5	100	7.60	0.39	7.75	0.45	0.51	0.23	10.7	-87.8	Clear	No Odor
14:15	5	100	7.60	0.52	7.75	0.44	0.67	0.26	10.6	-96.9	Clear	No Odor
14:20	5	100	7.60	0.65	7.74	0.42	0.78	0.25	10.6	-105.1	Clear	No Odor
14:25	5	100	7.60	0.78	7.75	0.41	0.90	0.24	10.7	-110.7	Clear	No Odor
14:30	5	100	7.60	0.91	7.75	0.41	1.07	0.20	10.6	-114.7	Clear	No Odor
14:35	5	100	7.60	1.04	7.74	0.41	0.97	0.20	10.7	-116.5	Clear	No Odor
--	--	--	--	--	--	--	--	--	--	--	--	--
--	--	--	--	--	--	--	--	--	--	--	--	--
--	--	--	--	--	--	--	--	--	--	--	--	--
--	--	--	--	--	--	--	--	--	--	--	--	--
--	--	--	--	--	--	--	--	--	--	--	--	--
--	--	--	--	--	--	--	--	--	--	--	--	--
--	--	--	--	--	--	--	--	--	--	--	--	--
--	--	--	--	--	--	--	--	--	--	--	--	--
--	--	--	--	--	--	--	--	--	--	--	--	--
--	--	--	--	--	--	--	--	--	--	--	--	--

* **Turbidity** < 50 NTU and ±10% or within 1 NTU of a previous reading when <10 NTU

Constituents Sampled	Container	Number	Preservative
1,1-DCE, cis-1,2-DCE, trans-1,2-DCE, PCE, TCE, VC	40 mL Glass	3	HCL
1,4-dioxane	40 mL Glass	3	HCL

Comments

None

Well Casing Volumes

Gallons/Foot — *1" = 0.04* | *1.25" = 0.06* | *1.5" = 0.09* | *2" = 0.16* | *2.5" = 0.26* | *3" = 0.37* | *3.5" = 0.50* | *4" = 0.65* | *6" = 1.47*

Well Information

Well Location:	34965 Wadsworth; backyard	Well Locked at Arrival:	yes
Condition of Well:	Good	Well Locked at Departure:	yes
Well Completion:	Flush mount	Lock Functioning:	yes

ARCADIS

SHALLOW LOW-FLOW GROUNDWATER SAMPLING FORM

Project No.	30050315.402.01	Well ID	MW-89S			Date	5-7-21
Project Name/Location		Ford LTP		Weather	54.0 degrees F and Mostly Cloudy. The wind is blowing S/SW at 6.9 mph.		
Measuring Pt. Description	Top of Casing	Screen Setting (ft-bmp)	3-13	Casing Diameter (in.)	2	Well Material	PVC
Static Water Level (ft-bmp)	4.86	Total Depth (ft-bmp)	12.65	Water Column (ft.)	7.79	Gallons in Well	1.27
		Pump Intake (ft-bmp)	6.36	Purge Method	Low-Flow	Sample Method	Grab
		Well Volumes Purged	1.99				
Sample Time: Label	14:25	Volume Purged	2.53 gallons	Replicate/Code No.	--	Sampled by	Allyson Hartz
Purge Start	13:29						
Purge End	14:30						

Time	Minutes Elapsed between Readings	Flow Rate (mL/min) [100-300 mL/min]	Depth to Water (ft) [± 0.3]	Total Gallons Purged	pH [± 0.1]	Cond. (mS/cm) [± 3%]	Turbidity (NTU) [± 10%*]	DO (mg/L) [± 10%]	Temp. (°C) [± 3%]	Redox (mV) [± 10mV]	Appearance	
											Color	Odor
13:30	0	175	4.87	0.00	7.00	0.57	6.67	2.29	10.5	72.5	Clear	No Odor
13:35	5	175	4.87	0.23	7.21	0.75	9.66	0.50	9.5	74.3	Clear	No Odor
13:40	5	175	4.87	0.46	7.18	2.91	4.08	0.22	9.6	93.9	Clear	No Odor
13:45	5	175	4.87	0.69	7.17	3.42	3.01	0.18	9.8	91.3	Clear	No Odor
13:50	5	175	4.87	0.92	7.17	3.57	1.64	0.14	9.5	85.0	Clear	No Odor
13:55	5	175	4.87	1.15	7.17	3.60	1.91	0.15	9.6	58.6	Clear	No Odor
14:00	5	175	4.87	1.38	7.16	3.77	1.62	0.12	9.5	18.0	Clear	No Odor
14:05	5	175	4.87	1.61	7.15	3.97	0.54	0.11	9.4	-12.8	Clear	No Odor
14:10	5	175	4.87	1.84	7.16	4.04	0.61	0.11	9.4	-24.9	Clear	No Odor
14:15	5	175	4.87	2.07	7.16	4.10	0.52	0.12	9.3	-31.4	Clear	No Odor
14:20	5	175	4.87	2.30	7.17	4.11	0.02	0.12	9.3	-36.1	Clear	No Odor
14:25	5	175	4.87	2.53	7.17	4.10	0.02	0.10	9.3	-37.8	Clear	No Odor
--	--	--	--	--	--	--	--	--	--	--	--	--
--	--	--	--	--	--	--	--	--	--	--	--	--
--	--	--	--	--	--	--	--	--	--	--	--	--
--	--	--	--	--	--	--	--	--	--	--	--	--
--	--	--	--	--	--	--	--	--	--	--	--	--
--	--	--	--	--	--	--	--	--	--	--	--	--
--	--	--	--	--	--	--	--	--	--	--	--	--
--	--	--	--	--	--	--	--	--	--	--	--	--

* **Turbidity** < 50 NTU and ±10% or within 1 NTU of a previous reading when <10 NTU

Constituents Sampled	Container	Number	Preservative
1,1-DCE, cis-1,2-DCE, trans-1,2-DCE, PCE, TCE, VC	40 mL Glass	3	HCL
1,4-dioxane	40 mL Glass	3	HCL

Comments

None

Well Casing Volumes

Gallons/Foot — *1" = 0.04* | *1.25" = 0.06* | *1.5" = 0.09* | *2" = 0.16* | *2.5" = 0.26* | *3" = 0.37* | *3.5" = 0.50* | *4" = 0.65* | *6" = 1.47*

Well Information

Well Location:	34940 Beacon, backyard	Well Locked at Arrival:	yes
Condition of Well:	Good	Well Locked at Departure:	yes
Well Completion:	Flush mount	Lock Functioning:	yes

ARCADIS

SHALLOW LOW-FLOW GROUNDWATER SAMPLING FORM

Project No.	30050315.402.01	Well ID	MW-90S			Date	5-20-21
Project Name/Location		Ford LTP		Weather	77.0 degrees F and Mostly Cloudy.		
Measuring Pt. Description	Top of Casing	Screen Setting (ft-bmp)	2.5-12.5	Casing Diameter (in.)	2	Well Material	PVC
Static Water Level (ft-bmp)	4.69	Total Depth (ft-bmp)	12.15	Water Column (ft.)	7.46	Gallons in Well	1.21
		Pump Intake (ft-bmp)	6.19	Purge Method	Low-Flow	Sample Method	Grab
		Well Volumes Purged	1.14				
Sample Time: Label	10:19	Volume Purged	1.38 gallons	Replicate/Code No.	--	Sampled by	Allyson Hartz
Purge Start	9:42						
Purge End	10:24						

Time	Minutes Elapsed between Readings	Flow Rate (mL/min) [100-300 mL/min]	Depth to Water (ft) [± 0.3]	Total Gallons Purged	pH [± 0.1]	Cond. (mS/cm) [± 3%]	Turbidity (NTU) [± 10%*]	DO (mg/L) [± 10%]	Temp. (°C) [± 3%]	Redox (mV) [± 10mV]	Appearance	
											Color	Odor
9:45	0	175	5.00	0.00	6.89	1.11	1.57	3.22	12.0	62.9	Clear	No Odor
9:50	5	175	5.00	0.23	6.82	1.12	1.66	0.44	12.1	38.8	Clear	No Odor
9:55	5	175	5.49	0.46	6.85	1.13	0.02	0.31	12.1	22.8	Clear	No Odor
10:00	5	175	5.66	0.69	6.90	1.14	2.59	0.37	12.5	8.8	Clear	No Odor
10:05	5	175	5.74	0.92	6.87	1.14	0.19	0.34	12.2	9.9	Clear	No Odor
10:10	5	175	5.84	1.15	6.91	1.15	2.29	0.48	12.4	9.3	Clear	No Odor
10:15	5	175	5.97	1.38	6.89	1.14	0.02	0.46	12.5	8.1	Clear	No Odor
--	--	--	--	--	--	--	--	--	--	--	--	--
--	--	--	--	--	--	--	--	--	--	--	--	--
--	--	--	--	--	--	--	--	--	--	--	--	--
--	--	--	--	--	--	--	--	--	--	--	--	--
--	--	--	--	--	--	--	--	--	--	--	--	--
--	--	--	--	--	--	--	--	--	--	--	--	--
--	--	--	--	--	--	--	--	--	--	--	--	--
--	--	--	--	--	--	--	--	--	--	--	--	--
--	--	--	--	--	--	--	--	--	--	--	--	--
--	--	--	--	--	--	--	--	--	--	--	--	--
--	--	--	--	--	--	--	--	--	--	--	--	--
--	--	--	--	--	--	--	--	--	--	--	--	--

* **Turbidity** < 50 NTU and ±10% or within 1 NTU of a previous reading when <10 NTU

Constituents Sampled	Container	Number	Preservative
1,1-DCE, cis-1,2-DCE, trans-1,2-DCE, PCE, TCE, VC	40 mL Glass	3	HCL
1,4-dioxane	40 mL Glass	3	HCL

Comments

None

Well Casing Volumes

Gallons/Foot					
	1" = 0.04	*1.5" = 0.09*	*2.5" = 0.26*	*3.5" = 0.50*	*6" = 1.47*
	1.25" = 0.06	*2" = 0.16*	*3" = 0.37*	*4" = 0.65*	

Well Information

Well Location:	34380 Capitol, side yard	Well Locked at Arrival:	yes
Condition of Well:	Good	Well Locked at Departure:	yes
Well Completion:	Flush mount	Lock Functioning:	yes

ARCADIS

SHALLOW LOW-FLOW GROUNDWATER SAMPLING FORM

Project No.	30050315.402.01	Well ID	MW-91S			Date	5-14-21
Project Name/Location	Ford LTP			Weather	54 degrees F. It is sunny and Clear. The wind is blowing west at 6 mph.		
Measuring Pt. Description	Top of Casing	Screen Setting (ft-bmp)	2.5-12.5	Casing Diameter (in.)	2	Well Material	PVC
Static Water Level (ft-bmp)	5.70	Total Depth (ft-bmp)	11.98	Water Column (ft.)	6.28	Gallons in Well	1.02
		Pump Intake (ft-bmp)	7.20	Purge Method	Low-Flow	Sample Method	Grab
		Well Volumes Purged	2.00				
Sample Time: Label	9:45	Volume Purged	2.04 gallons	Replicate/Code No.	--	Sampled by	Emma Witherspoon
Purge Start	8:43						
Purge End	9:53						

Time	Minutes Elapsed between Readings	Flow Rate (mL/min) [100-300 mL/min]	Depth to Water (ft) [± 0.3]	Total Gallons Purged	pH [± 0.1]	Cond. (mS/cm) [± 3%]	Turbidity (NTU) [± 10%*]	DO (mg/L) [± 10%]	Temp. (°C) [± 3%]	Redox (mV) [± 10mV]	Appearance	
											Color	Odor
8:45	0	125	5.73	0.00	7.18	0.70	1.36	2.58	10.4	154.6	Clear	No Odor
8:50	5	125	5.72	0.17	7.21	0.74	1.76	0.88	10.2	147.2	Clear	No Odor
8:55	5	125	5.72	0.34	7.21	0.81	2.00	0.62	10.2	143.1	Clear	No Odor
9:00	5	125	5.72	0.51	7.20	0.93	0.78	0.32	10.1	139.5	Clear	No Odor
9:05	5	125	5.72	0.68	7.21	1.00	0.67	0.24	10.1	120.9	Clear	No Odor
9:10	5	125	5.72	0.85	7.22	1.07	1.32	0.21	10.1	83.4	Clear	No Odor
9:15	5	125	5.72	1.02	7.23	1.13	1.08	0.18	10.1	50.3	Clear	No Odor
9:20	5	125	5.72	1.19	7.23	1.17	2.39	0.16	10.1	25.6	Clear	No Odor
9:25	5	125	5.72	1.36	7.24	1.21	0.14	0.16	10.1	-2.8	Clear	No Odor
9:30	5	125	5.72	1.53	7.25	1.24	1.44	0.14	10.1	-28.5	Clear	No Odor
9:35	5	125	5.72	1.70	7.26	1.26	0.36	0.11	10.0	-40.9	Clear	No Odor
9:40	5	125	5.72	1.87	7.26	1.27	0.77	0.09	10.0	-49.2	Clear	No Odor
9:45	5	125	5.72	2.04	7.27	1.28	0.48	0.08	10.0	-53.7	Clear	No Odor
--	--	--	--	--	--	--	--	--	--	--	--	--
--	--	--	--	--	--	--	--	--	--	--	--	--
--	--	--	--	--	--	--	--	--	--	--	--	--
--	--	--	--	--	--	--	--	--	--	--	--	--
--	--	--	--	--	--	--	--	--	--	--	--	--
--	--	--	--	--	--	--	--	--	--	--	--	--
--	--	--	--	--	--	--	--	--	--	--	--	--
--	--	--	--	--	--	--	--	--	--	--	--	--

* **Turbidity** < 50 NTU and ±10% or within 1 NTU of a previous reading when <10 NTU

Constituents Sampled	Container	Number	Preservative
1,1-DCE, cis-1,2-DCE, trans-1,2-DCE, PCE, TCE, VC	40 mL Glass	3	HCL
1,4-dioxane	40 mL Glass	3	HCL

Comments

None

Well Casing Volumes

Gallons/Foot — *1" = 0.04* | *1.25" = 0.06* | *1.5" = 0.09* | *2" = 0.16* | *2.5" = 0.26* | *3" = 0.37* | *3.5" = 0.50* | *4" = 0.65* | *6" = 1.47*

Well Information

Well Location:	12034 Brewster; Front yard	Well Locked at Arrival:	yes
Condition of Well:	Good	Well Locked at Departure:	yes
Well Completion:	Flush mount	Lock Functioning:	yes

ARCADIS

SHALLOW LOW-FLOW GROUNDWATER SAMPLING FORM

Project No.	30050315.402.01	Well ID	MW-92S			Date	5-17-21
Project Name/Location		Ford LTP		Weather	72.0 degrees F and Cloudy. The wind is blowing S/SE at 4.7 mph.		
Measuring Pt. Description	Top of Casing	Screen Setting (ft-bmp)	2.5-12.5	Casing Diameter (in.)	2	Well Material	PVC
Static Water Level (ft-bmp)	5.88	Total Depth (ft-bmp)	12.09	Water Column (ft.)	6.21	Gallons in Well	1.01
		Pump Intake (ft-bmp)	7.38	Purge Method	Low-Flow	Sample Method	Grab
		Well Volumes Purged	2.73				
Sample Time: Label	15:30	Volume Purged	2.76 gallons	Replicate/Code No.	--	Sampled by	Allyson Hartz
Purge Start	14:29						
Purge End	15:34						

Time	Minutes Elapsed between Readings	Flow Rate (mL/min) [100-300 mL/min]	Depth to Water (ft) [± 0.3]	Total Gallons Purged	pH [± 0.1]	Cond. (mS/cm) [± 3%]	Turbidity (NTU) [± 10%*]	DO (mg/L) [± 10%]	Temp. (°C) [± 3%]	Redox (mV) [± 10mV]	Appearance	
											Color	Odor
14:30	0	175	5.90	0.00	7.53	0.67	2.64	2.32	13.6	136.7	Clear	No Odor
14:35	5	175	5.90	0.23	7.48	0.67	2.44	1.38	13.6	110.8	Clear	No Odor
14:40	5	175	5.90	0.46	7.46	0.68	0.45	0.88	13.6	91.3	Clear	No Odor
14:45	5	175	5.90	0.69	7.45	0.68	2.31	0.78	13.5	78.7	Clear	No Odor
14:50	5	175	5.90	0.92	7.43	0.70	1.53	0.74	13.4	71.6	Clear	No Odor
14:55	5	175	5.90	1.15	7.40	0.72	1.01	0.68	13.5	64.6	Clear	No Odor
15:00	5	175	5.90	1.38	7.40	0.86	1.78	0.68	13.3	41.2	Clear	No Odor
15:05	5	175	5.90	1.61	7.39	0.90	1.39	0.65	13.1	20.1	Clear	No Odor
15:10	5	175	5.90	1.84	7.39	0.93	4.18	0.66	13.2	-5.0	Clear	No Odor
15:15	5	175	5.90	2.07	7.39	0.94	1.51	0.65	13.3	-13.8	Clear	No Odor
15:20	5	175	5.90	2.30	7.40	0.96	1.63	0.57	13.5	-23.6	Clear	No Odor
15:25	5	175	5.90	2.53	7.39	0.96	0.08	0.64	13.5	-24.5	Clear	No Odor
15:30	5	175	5.90	2.76	7.39	0.96	0.49	0.72	13.5	-25.3	Clear	No Odor
--	--	--	--	--	--	--	--	--	--	--	--	--
--	--	--	--	--	--	--	--	--	--	--	--	--
--	--	--	--	--	--	--	--	--	--	--	--	--
--	--	--	--	--	--	--	--	--	--	--	--	--
--	--	--	--	--	--	--	--	--	--	--	--	--
--	--	--	--	--	--	--	--	--	--	--	--	--
--	--	--	--	--	--	--	--	--	--	--	--	--

* **Turbidity** < 50 NTU and ±10% or within 1 NTU of a previous reading when <10 NTU

Constituents Sampled	Container	Number	Preservative
1,1-DCE, cis-1,2-DCE, trans-1,2-DCE, PCE, TCE, VC	40 mL Glass	3	HCL
1,4-dioxane	40 mL Glass	3	HCL

Comments

None

Well Casing Volumes

Gallons/Foot — *1" = 0.04* | *1.25" = 0.06* | *1.5" = 0.09* | *2" = 0.16* | *2.5" = 0.26* | *3" = 0.37* | *3.5" = 0.50* | *4" = 0.65* | *6" = 1.47*

Well Information

Well Location:	12036 Brewster; front yard	Well Locked at Arrival:	yes
Condition of Well:	Good	Well Locked at Departure:	yes
Well Completion:	Flush mount	Lock Functioning:	yes

ARCADIS

SHALLOW LOW-FLOW GROUNDWATER SAMPLING FORM

Project No.	30050315.402.01	Well ID	MW-93S			Date	5-12-21
Project Name/Location	Ford LTP			Weather	62.1 degrees F and Mostly Cloudy. The wind is blowing NE at 8.1 mph.		
Measuring Pt. Description	Top of Casing	Screen Setting (ft-bmp)	2.5-12.5	Casing Diameter (in.)	2	Well Material	PVC
Static Water Level (ft-bmp)	6.28	Total Depth (ft-bmp)	12.05	Water Column (ft.)	5.77	Gallons in Well	0.94
		Pump Intake (ft-bmp)	7.78	Purge Method	Low-Flow	Sample Method	Grab
		Well Volumes Purged	0.97				
Sample Time: Label	15:21	Volume Purged	0.91 gallons	Replicate/Code No.	--	Sampled by	Gary Schafer
Purge Start	14:42						
Purge End	15:30						

Time	Minutes Elapsed between Readings	Flow Rate (mL/min) [100-300 mL/min]	Depth to Water (ft) [± 0.3]	Total Gallons Purged	pH [± 0.1]	Cond. (mS/cm) [± 3%]	Turbidity (NTU) [± 10%*]	DO (mg/L) [± 10%]	Temp. (°C) [± 3%]	Redox (mV) [± 10mV]	Appearance	
											Color	Odor
14:45	0	100	6.28	0.00	7.58	0.77	0.13	0.53	11.0	27.8	Clear	No Odor
14:50	5	100	6.28	0.13	7.58	0.82	1.30	0.43	10.9	8.5	Clear	No Odor
14:55	5	100	6.28	0.26	7.58	0.84	1.47	0.37	10.7	-13.4	Clear	No Odor
15:00	5	100	6.28	0.39	7.57	0.85	1.56	0.40	10.9	-32.3	Clear	No Odor
15:05	5	100	6.28	0.52	7.59	0.85	1.37	0.36	10.7	-45.1	Clear	No Odor
15:10	5	100	6.28	0.65	7.59	0.84	1.01	0.35	10.7	-53.4	Clear	No Odor
15:15	5	100	6.28	0.78	7.60	0.84	1.08	0.33	10.9	-59.1	Clear	No Odor
15:20	5	100	6.28	0.91	7.59	0.84	0.76	0.33	10.8	-62.6	Clear	No Odor
--	--	--	--	--	--	--	--	--	--	--	--	--
--	--	--	--	--	--	--	--	--	--	--	--	--
--	--	--	--	--	--	--	--	--	--	--	--	--
--	--	--	--	--	--	--	--	--	--	--	--	--
--	--	--	--	--	--	--	--	--	--	--	--	--
--	--	--	--	--	--	--	--	--	--	--	--	--
--	--	--	--	--	--	--	--	--	--	--	--	--
--	--	--	--	--	--	--	--	--	--	--	--	--
--	--	--	--	--	--	--	--	--	--	--	--	--
--	--	--	--	--	--	--	--	--	--	--	--	--
--	--	--	--	--	--	--	--	--	--	--	--	--

* **Turbidity** < 50 NTU and ±10% or within 1 NTU of a previous reading when <10 NTU

Constituents Sampled	Container	Number	Preservative
1,1-DCE, cis-1,2-DCE, trans-1,2-DCE, PCE, TCE, VC	40 mL Glass	3	HCL
1,4-dioxane	40 mL Glass	3	HCL

Comments

None

Well Casing Volumes

Gallons/Foot — *1" = 0.04* | *1.25" = 0.06* | *1.5" = 0.09* | *2" = 0.16* | *2.5" = 0.26* | *3" = 0.37* | *3.5" = 0.50* | *4" = 0.65* | *6" = 1.47*

Well Information

Well Location:	11775 Boston Post; front yard	Well Locked at Arrival:	yes
Condition of Well:	Good	Well Locked at Departure:	yes
Well Completion:	Flush mount	Lock Functioning:	yes

ARCADIS

SHALLOW LOW-FLOW GROUNDWATER SAMPLING FORM

Project No.	30050315.402.01	Well ID	MW-94S			Date	5-12-21
Project Name/Location	Ford LTP			Weather	45.0 degrees F and Mostly Clear. The wind is blowing N/NW at 5.8 mph.		
Measuring Pt. Description	Top of Casing	Screen Setting (ft-bmp)	2.5-12.5	Casing Diameter (in.)	2	Well Material	PVC
Static Water Level (ft-bmp)	6.60	Total Depth (ft-bmp)	12.23	Water Column (ft.)	5.63	Gallons in Well	0.91
		Pump Intake (ft-bmp)	8.10	Purge Method	Low-Flow	Sample Method	Grab
		Well Volumes Purged	1.29				
Sample Time: Label	10:16	Volume Purged	1.17 gallons	Replicate/Code No.	--	Sampled by	Gary Schafer
Purge Start	9:27						
Purge End	10:20						

Time	Minutes Elapsed between Readings	Flow Rate (mL/min) [100-300 mL/min]	Depth to Water (ft) [± 0.3]	Total Gallons Purged	pH [± 0.1]	Cond. (mS/cm) [± 3%]	Turbidity (NTU) [± 10%*]	DO (mg/L) [± 10%]	Temp. (°C) [± 3%]	Redox (mV) [± 10mV]	Appearance	
											Color	Odor
9:30	0	100	6.60	0.00	7.20	0.68	3.27	0.61	10.5	172.0	Clear	No Odor
9:35	5	100	6.60	0.13	7.29	0.70	2.61	0.56	10.5	166.2	Clear	No Odor
9:40	5	100	6.60	0.26	7.30	0.71	0.86	0.57	10.5	165.1	Clear	No Odor
9:45	5	100	6.60	0.39	7.33	0.74	1.10	0.54	10.5	163.4	Clear	No Odor
9:50	5	100	6.60	0.52	7.35	0.76	0.73	0.47	10.5	162.2	Clear	No Odor
9:55	5	100	6.60	0.65	7.37	0.78	0.67	0.44	10.5	161.3	Clear	No Odor
10:00	5	100	6.60	0.78	7.38	0.81	0.38	0.42	10.5	160.7	Clear	No Odor
10:05	5	100	6.60	0.91	7.39	0.83	0.95	0.41	10.5	159.7	Clear	No Odor
10:10	5	100	6.60	1.04	7.40	0.84	0.30	0.39	10.6	158.4	Clear	No Odor
10:15	5	100	6.60	1.17	7.41	0.84	0.46	0.38	10.7	157.0	Clear	No Odor
--	--	--	--	--	--	--	--	--	--	--	--	--
--	--	--	--	--	--	--	--	--	--	--	--	--
--	--	--	--	--	--	--	--	--	--	--	--	--
--	--	--	--	--	--	--	--	--	--	--	--	--
--	--	--	--	--	--	--	--	--	--	--	--	--
--	--	--	--	--	--	--	--	--	--	--	--	--
--	--	--	--	--	--	--	--	--	--	--	--	--
--	--	--	--	--	--	--	--	--	--	--	--	--
--	--	--	--	--	--	--	--	--	--	--	--	--

* **Turbidity** < 50 NTU and ±10% or within 1 NTU of a previous reading when <10 NTU

Constituents Sampled	Container	Number	Preservative
1,1-DCE, cis-1,2-DCE, trans-1,2-DCE, PCE, TCE, VC	40 mL Glass	3	HCL
1,4-dioxane	40 mL Glass	3	HCL

Comments

None

Well Casing Volumes

Gallons/Foot — *1" = 0.04* | *1.25" = 0.06* | *1.5" = 0.09* | *2" = 0.16* | *2.5" = 0.26* | *3" = 0.37* | *3.5" = 0.50* | *4" = 0.65* | *6" = 1.47*

Well Information

Well Location:	11680 Boston Post; front yard	Well Locked at Arrival:	yes
Condition of Well:	Good	Well Locked at Departure:	yes
Well Completion:	Flush mount	Lock Functioning:	yes

ARCADIS

SHALLOW LOW-FLOW GROUNDWATER SAMPLING FORM

Project No.	30050315.402.01	Well ID	MW-95S			Date	5-17-21
Project Name/Location		Ford LTP		Weather	55.0 degrees F and Mostly Cloudy. The wind is SE at 5 mph.		
Measuring Pt. Description	Top of Casing	Screen Setting (ft-bmp)	2.5-12.5	Casing Diameter (in.)	2	Well Material	PVC
Static Water Level (ft-bmp)	4.64	Total Depth (ft-bmp)	12.00	Water Column (ft.)	7.36	Gallons in Well	1.20
		Pump Intake (ft-bmp)	6.14	Purge Method	Low-Flow	Sample Method	Grab
		Well Volumes Purged	2.00				
Sample Time: Label	10:11	Volume Purged	2.4 gallons	Replicate/Code No.	--	Sampled by	Andrew Banitt
Purge Start	9:08						
Purge End	10:14						

Time	Minutes Elapsed between Readings	Flow Rate (mL/min) [100-300 mL/min]	Depth to Water (ft) [± 0.3]	Total Gallons Purged	pH [± 0.1]	Cond. (mS/cm) [± 3%]	Turbidity (NTU) [± 10%*]	DO (mg/L) [± 10%]	Temp. (°C) [± 3%]	Redox (mV) [± 10mV]	Appearance	
											Color	Odor
9:09	0	150	4.66	0.00	5.53	0.58	0.02	10.80	10.3	210.7	Clear	No Odor
9:14	5	150	4.69	0.20	5.60	0.89	0.02	7.37	9.5	215.8	Clear	No Odor
9:19	5	150	4.69	0.40	5.91	0.95	0.02	6.27	9.4	205.6	Clear	No Odor
9:24	5	150	4.69	0.60	6.07	0.99	0.02	5.55	9.3	202.5	Clear	No Odor
9:29	5	150	4.69	0.80	6.25	1.25	0.02	4.04	9.3	205.7	Clear	No Odor
9:34	5	150	4.69	1.00	6.43	1.67	0.02	2.88	9.3	205.7	Clear	No Odor
9:39	5	150	4.69	1.20	6.53	1.97	0.02	2.42	9.3	203.2	Clear	No Odor
9:44	5	150	4.69	1.40	6.58	2.11	0.02	2.20	9.3	198.0	Clear	No Odor
9:49	5	150	4.69	1.60	6.62	2.26	0.02	1.94	9.3	186.2	Clear	No Odor
9:54	5	150	4.69	1.80	6.65	2.38	0.02	1.73	9.3	166.2	Clear	No Odor
9:59	5	150	4.69	2.00	6.68	2.45	0.02	1.62	9.3	142.2	Clear	No Odor
10:04	5	150	4.69	2.20	6.70	2.53	0.02	1.51	9.3	120.7	Clear	No Odor
10:09	5	150	4.69	2.40	6.72	2.57	0.02	1.42	9.3	103.9	Clear	No Odor
--	--	--	--	--	--	--	--	--	--	--	--	--
--	--	--	--	--	--	--	--	--	--	--	--	--
--	--	--	--	--	--	--	--	--	--	--	--	--
--	--	--	--	--	--	--	--	--	--	--	--	--
--	--	--	--	--	--	--	--	--	--	--	--	--
--	--	--	--	--	--	--	--	--	--	--	--	--
--	--	--	--	--	--	--	--	--	--	--	--	--

* **Turbidity** < 50 NTU and ±10% or within 1 NTU of a previous reading when <10 NTU

Constituents Sampled	Container	Number	Preservative
1,1-DCE, cis-1,2-DCE, trans-1,2-DCE, PCE, TCE, VC	40 mL Glass	3	HCL
1,4-dioxane	40 mL Glass	3	HCL

Comments

None

Well Casing Volumes

Gallons/Foot — *1" = 0.04* | *1.25" = 0.06* | *1.5" = 0.09* | *2" = 0.16* | *2.5" = 0.26* | *3" = 0.37* | *3.5" = 0.50* | *4" = 0.65* | *6" = 1.47*

Well Information

Well Location:	12131 Boston Post; backyard	Well Locked at Arrival:	yes
Condition of Well:	Good	Well Locked at Departure:	yes
Well Completion:	Flush mount	Lock Functioning:	yes

ARCADIS

SHALLOW LOW-FLOW GROUNDWATER SAMPLING FORM

Project No.	30050315.402.01	Well ID	MW-103S			Date	5-20-21
Project Name/Location		Ford LTP		Weather	66.0 degrees F and Cloudy. The wind is blowing E/SE at 3.4 mph.		
Measuring Pt. Description	Top of Casing	Screen Setting (ft-bmp)	2-7	Casing Diameter (in.)	2	Well Material	PVC
Static Water Level (ft-bmp)	3.89	Total Depth (ft-bmp)	6.71	Water Column (ft.)	2.82	Gallons in Well	0.46
		Pump Intake (ft-bmp)	5.39	Purge Method	Low-Flow	Sample Method	Grab
		Well Volumes Purged	3.00				
Sample Time: Label	9:25	Volume Purged	1.38 gallons	Replicate/Code No.	--	Sampled by	Allyson Hartz
Purge Start	8:54						
Purge End	9:29						

Time	Minutes Elapsed between Readings	Flow Rate (mL/min) [100-300 mL/min]	Depth to Water (ft) [± 0.3]	Total Gallons Purged	pH [± 0.1]	Cond. (mS/cm) [± 3%]	Turbidity (NTU) [± 10%*]	DO (mg/L) [± 10%]	Temp. (°C) [± 3%]	Redox (mV) [± 10mV]	Appearance	
											Color	Odor
8:55	0	175	3.92	0.00	6.95	1.04	7.37	0.51	11.8	33.1	Clear	No Odor
9:00	5	175	3.92	0.23	6.73	1.05	22.90	0.14	11.7	-44.5	Clear	No Odor
9:05	5	175	3.92	0.46	6.98	1.06	7.48	0.22	11.6	-32.1	Clear	No Odor
9:10	5	175	3.92	0.69	7.03	1.06	8.08	0.29	11.7	-31.4	Clear	No Odor
9:15	5	175	3.92	0.92	7.03	1.06	3.83	0.27	11.6	-36.9	Clear	No Odor
9:20	5	175	3.92	1.15	7.05	1.08	1.09	0.21	11.6	-41.0	Clear	No Odor
9:25	5	175	3.92	1.38	7.06	1.07	0.20	0.20	11.5	-43.2	Clear	No Odor
--	--	--	--	--	--	--	--	--	--	--	--	--
--	--	--	--	--	--	--	--	--	--	--	--	--
--	--	--	--	--	--	--	--	--	--	--	--	--
--	--	--	--	--	--	--	--	--	--	--	--	--
--	--	--	--	--	--	--	--	--	--	--	--	--
--	--	--	--	--	--	--	--	--	--	--	--	--
--	--	--	--	--	--	--	--	--	--	--	--	--
--	--	--	--	--	--	--	--	--	--	--	--	--
--	--	--	--	--	--	--	--	--	--	--	--	--
--	--	--	--	--	--	--	--	--	--	--	--	--
--	--	--	--	--	--	--	--	--	--	--	--	--
--	--	--	--	--	--	--	--	--	--	--	--	--

* **Turbidity** < 50 NTU and ±10% or within 1 NTU of a previous reading when <10 NTU

Constituents Sampled	Container	Number	Preservative
1,1-DCE, cis-1,2-DCE, trans-1,2-DCE, PCE, TCE, VC	40 mL Glass	3	HCL
1,4-dioxane	40 mL Glass	3	HCL

Comments

None

Well Casing Volumes

Gallons/Foot — *1" = 0.04* | *1.25" = 0.06* | *1.5" = 0.09* | *2" = 0.16* | *2.5" = 0.26* | *3" = 0.37* | *3.5" = 0.50* | *4" = 0.65* | *6" = 1.47*

Well Information

Well Location:	34424 Capitol, back yard	Well Locked at Arrival:	yes
Condition of Well:	Good	Well Locked at Departure:	yes
Well Completion:	Flush mount	Lock Functioning:	yes

ARCADIS

SHALLOW LOW-FLOW GROUNDWATER SAMPLING FORM

Project No.	30050315.402.01	Well ID	MW-104S			Date	5-4-21
Project Name/Location		Ford LTP		Weather	61.0 degrees F and Cloudy. The wind is blowing W at 13.9 mph.		
Measuring Pt. Description	Top of Casing	Screen Setting (ft-bmp)	9-14	Casing Diameter (in.)	2	Well Material	PVC
Static Water Level (ft-bmp)	11.05	Total Depth (ft-bmp)	14.19	Water Column (ft.)	3.14	Gallons in Well	0.51
		Pump Intake (ft-bmp)	12.55	Purge Method	Low-Flow	Sample Method	Grab
		Well Volumes Purged	1.88				
Sample Time: Label	13:41	Volume Purged	0.96 gallons	Replicate/Code No.	--	Sampled by	Gary Schafer
Purge Start	13:07						
Purge End	13:51						

Time	Minutes Elapsed between Readings	Flow Rate (mL/min) [100-300 mL/min]	Depth to Water (ft) [± 0.3]	Total Gallons Purged	pH [± 0.1]	Cond. (mS/cm) [± 3%]	Turbidity (NTU) [± 10%*]	DO (mg/L) [± 10%]	Temp. (°C) [± 3%]	Redox (mV) [± 10mV]	Appearance	
											Color	Odor
13:10	0	120	11.10	0.00	7.99	0.22	7.11	6.99	10.4	136.2	Clear	No Odor
13:15	5	120	11.10	0.16	8.02	0.22	2.92	7.05	10.3	135.2	Clear	No Odor
13:20	5	120	11.10	0.32	8.02	0.22	3.53	6.76	10.2	135.0	Clear	No Odor
13:25	5	120	11.10	0.48	8.02	0.22	3.06	6.63	10.3	135.5	Clear	No Odor
13:30	5	120	11.10	0.64	8.02	0.22	2.22	6.77	10.3	136.1	Clear	No Odor
13:35	5	120	11.10	0.80	8.00	0.22	1.61	6.70	10.3	136.7	Clear	No Odor
13:40	5	120	11.10	0.96	7.99	0.22	1.69	6.73	10.4	137.7	Clear	No Odor
--	--	--	--	--	--	--	--	--	--	--	--	--
--	--	--	--	--	--	--	--	--	--	--	--	--
--	--	--	--	--	--	--	--	--	--	--	--	--
--	--	--	--	--	--	--	--	--	--	--	--	--
--	--	--	--	--	--	--	--	--	--	--	--	--
--	--	--	--	--	--	--	--	--	--	--	--	--
--	--	--	--	--	--	--	--	--	--	--	--	--
--	--	--	--	--	--	--	--	--	--	--	--	--
--	--	--	--	--	--	--	--	--	--	--	--	--
--	--	--	--	--	--	--	--	--	--	--	--	--
--	--	--	--	--	--	--	--	--	--	--	--	--
--	--	--	--	--	--	--	--	--	--	--	--	--

* **Turbidity** < 50 NTU and ±10% or within 1 NTU of a previous reading when <10 NTU

Constituents Sampled	Container	Number	Preservative
1,1-DCE, cis-1,2-DCE, trans-1,2-DCE, PCE, TCE, VC	40 mL Glass	3	HCL
1,4-dioxane	40 mL Glass	3	HCL

Comments

None

Well Casing Volumes

Gallons/Foot — *1" = 0.04* | *1.25" = 0.06* | *1.5" = 0.09* | *2" = 0.16* | *2.5" = 0.26* | *3" = 0.37* | *3.5" = 0.50* | *4" = 0.65* | *6" = 1.47*

Well Information

Well Location:	34900 Standish	Well Locked at Arrival:	yes
Condition of Well:	Good	Well Locked at Departure:	yes
Well Completion:	Flush mount	Lock Functioning:	yes

ARCADIS

SHALLOW LOW-FLOW GROUNDWATER SAMPLING FORM

Project No.	30050315.402.01	Well ID	MW-109S			Date	5-4-21
Project Name/Location		Ford LTP		Weather	61.0 degrees F and Cloudy. The wind is blowing W at 16.1 mph.		
Measuring Pt. Description	Top of Casing	Screen Setting (ft-bmp)	2.5-12.5	Casing Diameter (in.)	2	Well Material	PVC
Static Water Level (ft-bmp)	6.83	Total Depth (ft-bmp)	12.33	Water Column (ft.)	5.50	Gallons in Well	0.89
		Pump Intake (ft-bmp)	8.33	Purge Method	Low-Flow	Sample Method	Grab
		Well Volumes Purged	3.10				
Sample Time: Label	11:40	Volume Purged	2.76 gallons	Replicate/Code No.	--	Sampled by	Allyson Hartz
Purge Start	10:39						
Purge End	11:43						

Time	Minutes Elapsed between Readings	Flow Rate (mL/min) [100-300 mL/min]	Depth to Water (ft) [± 0.3]	Total Gallons Purged	pH [± 0.1]	Cond. (mS/cm) [± 3%]	Turbidity (NTU) [± 10%*]	DO (mg/L) [± 10%]	Temp. (°C) [± 3%]	Redox (mV) [± 10mV]	Appearance	
											Color	Odor
10:40	0	175	6.84	0.00	7.86	0.40	1.05	3.71	11.8	35.7	Clear	No Odor
10:45	5	175	6.84	0.23	7.90	0.61	0.65	2.43	11.6	41.6	Clear	No Odor
10:50	5	175	6.84	0.46	7.87	0.75	0.16	1.19	11.5	38.8	Clear	No Odor
10:55	5	175	6.84	0.69	7.90	0.81	0.47	0.94	11.5	34.5	Clear	No Odor
11:00	5	175	6.84	0.92	7.90	0.86	0.24	0.90	11.5	32.7	Clear	No Odor
11:05	5	175	6.84	1.15	7.85	0.92	0.34	0.92	11.5	32.8	Clear	No Odor
11:10	5	175	6.84	1.38	7.80	0.97	4.70	0.86	11.6	-31.2	Clear	No Odor
11:15	5	175	6.84	1.61	7.66	1.16	4.28	0.74	11.4	-111.6	Clear	No Odor
11:20	5	175	6.84	1.84	7.66	1.23	4.31	1.06	11.5	-105.4	Clear	No Odor
11:25	5	175	6.84	2.07	7.66	1.23	4.21	1.03	11.7	-95.5	Clear	No Odor
11:30	5	175	6.84	2.30	7.62	1.37	4.29	0.65	11.8	-105.6	Clear	No Odor
11:35	5	175	6.84	2.53	7.62	1.23	4.21	0.93	11.8	-111.5	Clear	No Odor
11:40	5	175	6.84	2.76	7.63	1.17	4.32	1.06	11.7	-112.5	Clear	No Odor
--	--	--	--	--	--	--	--	--	--	--	--	--
--	--	--	--	--	--	--	--	--	--	--	--	--
--	--	--	--	--	--	--	--	--	--	--	--	--
--	--	--	--	--	--	--	--	--	--	--	--	--
--	--	--	--	--	--	--	--	--	--	--	--	--
--	--	--	--	--	--	--	--	--	--	--	--	--
--	--	--	--	--	--	--	--	--	--	--	--	--

* **Turbidity** < 50 NTU and ±10% or within 1 NTU of a previous reading when <10 NTU

Constituents Sampled	Container	Number	Preservative
1,1-DCE, cis-1,2-DCE, trans-1,2-DCE, PCE, TCE, VC	40 mL Glass	3	HCL
1,4-dioxane	40 mL Glass	3	HCL

Comments

None

Well Casing Volumes

Gallons/Foot — *1" = 0.04* | *1.25" = 0.06* | *1.5" = 0.09* | *2" = 0.16* | *2.5" = 0.26* | *3" = 0.37* | *3.5" = 0.50* | *4" = 0.65* | *6" = 1.47*

Well Information

Well Location:	34990 Beacon, side yard	Well Locked at Arrival:	yes
Condition of Well:	Good	Well Locked at Departure:	yes
Well Completion:	Flush mount	Lock Functioning:	yes

ARCADIS

SHALLOW LOW-FLOW GROUNDWATER SAMPLING FORM

Project No.	30050315.402.01	Well ID	MW-110S			Date	5-4-21
Project Name/Location		Ford LTP		Weather	63.0 degrees F and Mostly Cloudy. The wind is blowing W at 11.4 mph.		
Measuring Pt. Description	Top of Casing	Screen Setting (ft-bmp)	8-13	Casing Diameter (in.)	2	Well Material	PVC
Static Water Level (ft-bmp)	9.38	Total Depth (ft-bmp)	12.65	Water Column (ft.)	3.27	Gallons in Well	0.53
		Pump Intake (ft-bmp)	10.88	Purge Method	Low-Flow	Sample Method	Grab
		Well Volumes Purged	1.81				
Sample Time: Label	14:46	Volume Purged	0.96 gallons	Replicate/Code No.	--	Sampled by	Gary Schafer
Purge Start	14:12						
Purge End	14:58						

Time	Minutes Elapsed between Readings	Flow Rate (mL/min) [100-300 mL/min]	Depth to Water (ft) [± 0.3]	Total Gallons Purged	pH [± 0.1]	Cond. (mS/cm) [± 3%]	Turbidity (NTU) [± 10%*]	DO (mg/L) [± 10%]	Temp. (°C) [± 3%]	Redox (mV) [± 10mV]	Appearance	
											Color	Odor
14:15	0	120	9.43	0.00	7.87	0.30	0.02	8.12	10.9	150.2	Clear	No Odor
14:20	5	120	9.42	0.16	7.87	0.30	0.02	8.26	10.7	149.8	Clear	No Odor
14:25	5	120	9.42	0.32	7.89	0.30	0.10	8.30	10.6	149.4	Clear	No Odor
14:30	5	120	9.42	0.48	7.90	0.30	0.03	8.29	10.6	149.7	Clear	No Odor
14:35	5	120	9.42	0.64	7.89	0.30	0.02	8.26	10.5	150.7	Clear	No Odor
14:40	5	120	9.42	0.80	7.89	0.30	0.02	8.20	10.5	151.6	Clear	No Odor
14:45	5	120	9.42	0.96	7.89	0.30	0.02	8.70	10.5	152.0	Clear	No Odor
--	--	--	--	--	--	--	--	--	--	--	--	--
--	--	--	--	--	--	--	--	--	--	--	--	--
--	--	--	--	--	--	--	--	--	--	--	--	--
--	--	--	--	--	--	--	--	--	--	--	--	--
--	--	--	--	--	--	--	--	--	--	--	--	--
--	--	--	--	--	--	--	--	--	--	--	--	--
--	--	--	--	--	--	--	--	--	--	--	--	--
--	--	--	--	--	--	--	--	--	--	--	--	--
--	--	--	--	--	--	--	--	--	--	--	--	--
--	--	--	--	--	--	--	--	--	--	--	--	--
--	--	--	--	--	--	--	--	--	--	--	--	--
--	--	--	--	--	--	--	--	--	--	--	--	--

* **Turbidity** < 50 NTU and ±10% or within 1 NTU of a previous reading when <10 NTU

Constituents Sampled	Container	Number	Preservative
1,1-DCE, cis-1,2-DCE, trans-1,2-DCE, PCE, TCE, VC	40 mL Glass	3	HCL
1,4-dioxane	40 mL Glass	3	HCL

Comments

None

Well Casing Volumes

Gallons/Foot — *1" = 0.04* | *1.25" = 0.06* | *1.5" = 0.09* | *2" = 0.16* | *2.5" = 0.26* | *3" = 0.37* | *3.5" = 0.50* | *4" = 0.65* | *6" = 1.47*

Well Information

Well Location:	34850 Standish	Well Locked at Arrival:	yes
Condition of Well:	Good	Well Locked at Departure:	yes
Well Completion:	Flush mount	Lock Functioning:	yes

ARCADIS

SHALLOW LOW-FLOW GROUNDWATER SAMPLING FORM

Project No.	30050315.402.01	Well ID	MW-111S			Date	5-10-21
Project Name/Location	Ford LTP			Weather	51.1 degrees F and Cloudy. The wind is blowing W/NW at 11.4 mph.		
Measuring Pt. Description	Top of Casing	Screen Setting (ft-bmp)	8-13	Casing Diameter (in.)	2	Well Material	PVC
Static Water Level (ft-bmp)	8.76	Total Depth (ft-bmp)	12.68	Water Column (ft.)	3.92	Gallons in Well	0.64
		Pump Intake (ft-bmp)	10.26	Purge Method	Low-Flow	Sample Method	Grab
		Well Volumes Purged	2.14				
Sample Time: Label	13:56	Volume Purged	1.37 gallons	Replicate/Code No.	--	Sampled by	Andrew Banitt
Purge Start	13:13						
Purge End	14:00						

Time	Minutes Elapsed between Readings	Flow Rate (mL/min) [100-300 mL/min]	Depth to Water (ft) [± 0.3]	Total Gallons Purged	pH [± 0.1]	Cond. (mS/cm) [± 3%]	Turbidity (NTU) [± 10%*]	DO (mg/L) [± 10%]	Temp. (°C) [± 3%]	Redox (mV) [± 10mV]	Appearance	
											Color	Odor
13:14	0	140	8.78	0.00	7.26	0.72	0.02	1.99	11.7	167.3	Clear	No Odor
13:19	5	125	8.78	0.18	6.95	0.62	0.02	0.42	11.9	182.3	Clear	No Odor
13:24	5	125	8.78	0.35	7.11	0.56	0.02	1.22	11.9	174.3	Clear	No Odor
13:29	5	125	8.79	0.52	7.18	0.52	0.02	1.91	12.0	165.8	Clear	No Odor
13:34	5	125	8.79	0.69	7.21	0.48	0.02	2.39	11.7	154.0	Clear	No Odor
13:39	5	125	8.79	0.86	7.21	0.47	0.02	2.55	11.5	151.8	Clear	No Odor
13:44	5	125	8.79	1.03	7.19	0.46	0.02	2.75	11.2	152.6	Clear	No Odor
13:49	5	125	8.79	1.20	7.16	0.45	0.02	2.80	11.1	153.3	Clear	No Odor
13:54	5	125	8.79	1.37	7.21	0.46	0.02	2.93	11.3	151.1	Clear	No Odor
--	--	--	--	--	--	--	--	--	--	--	--	--
--	--	--	--	--	--	--	--	--	--	--	--	--
--	--	--	--	--	--	--	--	--	--	--	--	--
--	--	--	--	--	--	--	--	--	--	--	--	--
--	--	--	--	--	--	--	--	--	--	--	--	--
--	--	--	--	--	--	--	--	--	--	--	--	--
--	--	--	--	--	--	--	--	--	--	--	--	--
--	--	--	--	--	--	--	--	--	--	--	--	--
--	--	--	--	--	--	--	--	--	--	--	--	--
--	--	--	--	--	--	--	--	--	--	--	--	--
--	--	--	--	--	--	--	--	--	--	--	--	--

* **Turbidity** < 50 NTU and ±10% or within 1 NTU of a previous reading when <10 NTU

Constituents Sampled	Container	Number	Preservative
1,1-DCE, cis-1,2-DCE, trans-1,2-DCE, PCE, TCE, VC	40 mL Glass	3	HCL
1,4-dioxane	40 mL Glass	3	HCL

Comments

None

Well Casing Volumes

Gallons/Foot — *1" = 0.04* | *1.25" = 0.06* | *1.5" = 0.09* | *2" = 0.16* | *2.5" = 0.26* | *3" = 0.37* | *3.5" = 0.50* | *4" = 0.65* | *6" = 1.47*

Well Information

Well Location:	12051 Stark; front yard	Well Locked at Arrival:	yes
Condition of Well:	Good	Well Locked at Departure:	yes
Well Completion:	Flush mount	Lock Functioning:	yes

ARCADIS

SHALLOW LOW-FLOW GROUNDWATER SAMPLING FORM

Project No.	30050315.402.01	Well ID	MW-112S			Date	5-7-21
Project Name/Location		Ford LTP		Weather	48.0 degrees F and Partly Cloudy. The wind is blowing W at 4.7 mph.		
Measuring Pt. Description	Top of Casing	Screen Setting (ft-bmp)	2.5-12.5	Casing Diameter (in.)	2	Well Material	PVC
Static Water Level (ft-bmp)	7.91	Total Depth (ft-bmp)	11.69	Water Column (ft.)	3.78	Gallons in Well	0.61
		Pump Intake (ft-bmp)	9.41	Purge Method	Low-Flow	Sample Method	Grab
		Well Volumes Purged	2.46				
Sample Time: Label	12:01	Volume Purged	1.5 gallons	Replicate/Code No.	--	Sampled by	Gary Schafer
Purge Start	11:08						
Purge End	12:07						

Time	Minutes Elapsed between Readings	Flow Rate (mL/min) [100-300 mL/min]	Depth to Water (ft) [± 0.3]	Total Gallons Purged	pH [± 0.1]	Cond. (mS/cm) [± 3%]	Turbidity (NTU) [± 10%*]	DO (mg/L) [± 10%]	Temp. (°C) [± 3%]	Redox (mV) [± 10mV]	Appearance	
											Color	Odor
11:10	0	110	7.93	0.00	7.15	0.32	2.23	2.31	11.5	100.9	Clear	No Odor
11:15	5	110	7.93	0.15	7.13	0.34	1.56	2.42	11.5	103.7	Clear	No Odor
11:20	5	110	7.95	0.30	7.18	0.36	1.49	2.45	11.6	105.1	Clear	No Odor
11:25	5	110	7.95	0.45	7.24	0.37	1.51	2.47	11.7	105.6	Clear	No Odor
11:30	5	110	7.95	0.60	7.27	0.38	1.35	2.56	11.6	106.6	Clear	No Odor
11:35	5	110	7.95	0.75	7.30	0.39	1.49	2.55	11.7	107.4	Clear	No Odor
11:40	5	110	7.95	0.90	7.33	0.39	0.83	2.88	11.6	108.4	Clear	No Odor
11:45	5	110	7.95	1.05	7.36	0.40	0.95	2.65	11.7	109.4	Clear	No Odor
11:50	5	110	7.95	1.20	7.36	0.40	1.50	2.29	11.5	109.6	Clear	No Odor
11:55	5	110	7.98	1.35	7.37	0.40	1.95	2.29	11.3	109.3	Clear	No Odor
12:00	5	110	8.00	1.50	7.38	0.40	1.58	2.23	11.3	108.4	Clear	No Odor
--	--	--	--	--	--	--	--	--	--	--	--	--
--	--	--	--	--	--	--	--	--	--	--	--	--
--	--	--	--	--	--	--	--	--	--	--	--	--
--	--	--	--	--	--	--	--	--	--	--	--	--
--	--	--	--	--	--	--	--	--	--	--	--	--
--	--	--	--	--	--	--	--	--	--	--	--	--
--	--	--	--	--	--	--	--	--	--	--	--	--
--	--	--	--	--	--	--	--	--	--	--	--	--
--	--	--	--	--	--	--	--	--	--	--	--	--

* **Turbidity** < 50 NTU and ±10% or within 1 NTU of a previous reading when <10 NTU

Constituents Sampled	Container	Number	Preservative
1,1-DCE, cis-1,2-DCE, trans-1,2-DCE, PCE, TCE, VC	40 mL Glass	3	HCL
1,4-dioxane	40 mL Glass	3	HCL

Comments

None

Well Casing Volumes

Gallons/Foot — *1" = 0.04* | *1.25" = 0.06* | *1.5" = 0.09* | *2" = 0.16* | *2.5" = 0.26* | *3" = 0.37* | *3.5" = 0.50* | *4" = 0.65* | *6" = 1.47*

Well Information

Well Location:	34935 Wadsworth; side yard	Well Locked at Arrival:	yes
Condition of Well:	Good	Well Locked at Departure:	yes
Well Completion:	Flush mount	Lock Functioning:	yes

ARCADIS

SHALLOW LOW-FLOW GROUNDWATER SAMPLING FORM

Project No.	30050315.402.01	Well ID	MW-115S			Date	5-17-21
Project Name/Location	Ford LTP			Weather	62.1 degrees F and Cloudy. The wind is blowing S at 4.7 mph.		
Measuring Pt. Description	Top of Casing	Screen Setting (ft-bmp)	2.5-12.5	Casing Diameter (in.)	2	Well Material	PVC
Static Water Level (ft-bmp)	5.55	Total Depth (ft-bmp)	12.51	Water Column (ft.)	6.96	Gallons in Well	1.13
		Pump Intake (ft-bmp)	7.05	Purge Method	Low-Flow	Sample Method	Grab
		Well Volumes Purged	1.15				
Sample Time: Label	12:21	Volume Purged	1.3 gallons	Replicate/Code No.	DUP-10	Sampled by	Gary Schafer
Purge Start	11:27						
Purge End	12:30						

Time	Minutes Elapsed between Readings	Flow Rate (mL/min) [100-300 mL/min]	Depth to Water (ft) [± 0.3]	Total Gallons Purged	pH [± 0.1]	Cond. (mS/cm) [± 3%]	Turbidity (NTU) [± 10%*]	DO (mg/L) [± 10%]	Temp. (°C) [± 3%]	Redox (mV) [± 10mV]	Appearance	
											Color	Odor
11:30	0	100	5.55	0.00	7.15	2.00	5.79	1.20	11.4	46.4	Clear	No Odor
11:35	5	100	5.55	0.13	7.12	2.38	4.62	0.38	11.5	45.3	Clear	No Odor
11:40	5	100	5.56	0.26	7.13	2.59	3.82	0.31	11.6	39.5	Clear	No Odor
11:45	5	100	5.57	0.39	7.12	2.76	5.31	0.29	11.7	25.4	Clear	No Odor
11:50	5	100	5.57	0.52	7.12	2.86	5.67	0.27	11.6	11.3	Clear	No Odor
11:55	5	100	5.57	0.65	7.12	2.92	4.76	0.26	11.8	-1.6	Clear	No Odor
12:00	5	100	5.57	0.78	7.12	2.99	4.40	0.23	11.6	-11.0	Clear	No Odor
12:05	5	100	5.57	0.91	7.12	3.01	4.14	0.29	11.8	-19.2	Clear	No Odor
12:10	5	100	5.57	1.04	7.13	3.01	3.03	0.28	11.9	-25.3	Clear	No Odor
12:15	5	100	5.57	1.17	7.13	3.02	2.51	0.28	11.8	-30.0	Clear	No Odor
12:20	5	100	5.57	1.30	7.13	3.05	2.28	0.27	11.8	-33.8	Clear	No Odor
--	--	--	--	--	--	--	--	--	--	--	--	--
--	--	--	--	--	--	--	--	--	--	--	--	--
--	--	--	--	--	--	--	--	--	--	--	--	--
--	--	--	--	--	--	--	--	--	--	--	--	--
--	--	--	--	--	--	--	--	--	--	--	--	--
--	--	--	--	--	--	--	--	--	--	--	--	--
--	--	--	--	--	--	--	--	--	--	--	--	--
--	--	--	--	--	--	--	--	--	--	--	--	--
--	--	--	--	--	--	--	--	--	--	--	--	--

* **Turbidity** < 50 NTU and ±10% or within 1 NTU of a previous reading when <10 NTU

Constituents Sampled	Container	Number	Preservative
1,1-DCE, cis-1,2-DCE, trans-1,2-DCE, PCE, TCE, VC	40 mL Glass	6	HCL
1,4-dioxane	40 mL Glass	6	HCL

Comments

None

Well Casing Volumes

Gallons/Foot					
	1" = 0.04	1.5" = 0.09	2.5" = 0.26	3.5" = 0.50	6" = 1.47
	1.25" = 0.06	2" = 0.16	3" = 0.37	4" = 0.65	

Well Information

Well Location:	12070 Boston Post; Front Yard	Well Locked at Arrival:	yes
Condition of Well:	Good	Well Locked at Departure:	yes
Well Completion:	Flush mount	Lock Functioning:	yes

ARCADIS

SHALLOW LOW-FLOW GROUNDWATER SAMPLING FORM

Project No.	30050315.402.01	Well ID	MW-116S			Date	5-10-21
Project Name/Location	Ford LTP			Weather	45.0 degrees F and Mostly Clear. The wind is blowing N at 5.8 mph.		
Measuring Pt. Description	Top of Casing	Screen Setting (ft-bmp)	3-13	Casing Diameter (in.)	2	Well Material	PVC
Static Water Level (ft-bmp)	9.00	Total Depth (ft-bmp)	12.79	Water Column (ft.)	3.79	Gallons in Well	0.62
		Pump Intake (ft-bmp)	10.50	Purge Method	Low-Flow	Sample Method	Grab
		Well Volumes Purged	3.10				
Sample Time: Label	10:41	Volume Purged	1.92 gallons	Replicate/Code No.	--	Sampled by	Gary Schafer
Purge Start	9:38						
Purge End	10:48						

Time	Minutes Elapsed between Readings	Flow Rate (mL/min) [100-300 mL/min]	Depth to Water (ft) [± 0.3]	Total Gallons Purged	pH [± 0.1]	Cond. (mS/cm) [± 3%]	Turbidity (NTU) [± 10%*]	DO (mg/L) [± 10%]	Temp. (°C) [± 3%]	Redox (mV) [± 10mV]	Appearance	
											Color	Odor
9:40	0	120	9.00	0.00	7.12	0.22	9.25	5.43	9.8	125.8	Clear	No Odor
9:45	5	120	9.01	0.16	7.49	0.22	8.98	4.74	9.8	115.1	Clear	No Odor
9:50	5	120	9.01	0.32	7.66	0.21	9.49	4.45	9.8	111.8	Clear	No Odor
9:55	5	120	9.01	0.48	7.72	0.21	8.49	4.27	9.8	112.4	Clear	No Odor
10:00	5	120	9.01	0.64	7.75	0.22	10.70	3.98	9.8	114.7	Clear	No Odor
10:05	5	120	9.01	0.80	7.78	0.22	12.80	3.37	9.9	117.6	Clear	No Odor
10:10	5	120	9.01	0.96	7.79	0.23	8.65	3.17	9.8	120.5	Clear	No Odor
10:15	5	120	9.01	1.12	7.81	0.24	13.50	2.67	9.9	124.7	Clear	No Odor
10:20	5	120	9.01	1.28	7.83	0.25	10.90	2.51	9.9	125.6	Clear	No Odor
10:25	5	120	9.01	1.44	7.83	0.25	10.70	2.27	10.0	127.2	Clear	No Odor
10:30	5	120	9.01	1.60	7.85	0.26	8.91	1.94	10.0	128.3	Clear	No Odor
10:35	5	120	9.01	1.76	7.86	0.27	7.86	1.90	10.1	129.6	Clear	No Odor
10:40	5	120	9.01	1.92	7.84	0.30	7.72	1.97	10.0	130.9	Clear	No Odor
--	--	--	--	--	--	--	--	--	--	--	--	--
--	--	--	--	--	--	--	--	--	--	--	--	--
--	--	--	--	--	--	--	--	--	--	--	--	--
--	--	--	--	--	--	--	--	--	--	--	--	--
--	--	--	--	--	--	--	--	--	--	--	--	--
--	--	--	--	--	--	--	--	--	--	--	--	--
--	--	--	--	--	--	--	--	--	--	--	--	--

* **Turbidity** < 50 NTU and ±10% or within 1 NTU of a previous reading when <10 NTU

Constituents Sampled	Container	Number	Preservative
1,1-DCE, cis-1,2-DCE, trans-1,2-DCE, PCE, TCE, VC	40 mL Glass	3	HCL
1,4-dioxane	40 mL Glass	3	HCL

Comments

None

Well Casing Volumes

Gallons/Foot — *1" = 0.04* | *1.25" = 0.06* | *1.5" = 0.09* | *2" = 0.16* | *2.5" = 0.26* | *3" = 0.37* | *3.5" = 0.50* | *4" = 0.65* | *6" = 1.47*

Well Information

Well Location:	34851 Wadsworth; back yard	Well Locked at Arrival:	yes
Condition of Well:	Good	Well Locked at Departure:	yes
Well Completion:	Flush mount	Lock Functioning:	yes

ARCADIS

SHALLOW LOW-FLOW GROUNDWATER SAMPLING FORM

Project No.	30050315.402.01	Well ID	MW-117S			Date	5-17-21
Project Name/Location		Ford LTP		Weather	62.1 degrees F and Cloudy. The wind is blowing S at 4.7 mph.		
Measuring Pt. Description	Top of Casing	Screen Setting (ft-bmp)	2.5-12.5	Casing Diameter (in.)	2	Well Material	PVC
Static Water Level (ft-bmp)	7.45	Total Depth (ft-bmp)	12.40	Water Column (ft.)	4.95	Gallons in Well	0.80
		Pump Intake (ft-bmp)	8.95	Purge Method	Low-Flow	Sample Method	Grab
		Well Volumes Purged	2.63				
Sample Time: Label	11:40	Volume Purged	2.1 gallons	Replicate/Code No.	--	Sampled by	Andrew Banitt
Purge Start	10:38						
Purge End	11:44						

Time	Minutes Elapsed between Readings	Flow Rate (mL/min) [100-300 mL/min]	Depth to Water (ft) [± 0.3]	Total Gallons Purged	pH [± 0.1]	Cond. (mS/cm) [± 3%]	Turbidity (NTU) [± 10%*]	DO (mg/L) [± 10%]	Temp. (°C) [± 3%]	Redox (mV) [± 10mV]	Appearance	
											Color	Odor
10:39	0	140	7.47	0.00	6.48	0.31	0.02	6.58	11.6	104.6	Clear	No Odor
10:44	5	135	7.47	0.18	6.69	0.33	0.02	2.76	11.2	107.4	Clear	No Odor
10:49	5	150	7.47	0.36	6.63	0.85	0.02	1.24	10.8	127.3	Clear	No Odor
10:54	5	135	7.46	0.56	6.67	1.27	0.02	0.60	11.1	114.1	Clear	No Odor
10:59	5	130	7.46	0.74	6.84	1.29	0.02	0.58	11.2	87.2	Clear	No Odor
11:04	5	130	7.46	0.91	6.93	1.33	0.02	0.52	11.3	64.2	Clear	No Odor
11:09	5	130	7.46	1.08	6.99	1.37	0.02	0.48	11.1	45.3	Clear	No Odor
11:14	5	130	7.46	1.25	7.02	1.39	0.02	0.44	11.2	31.0	Clear	No Odor
11:19	5	130	7.46	1.42	7.03	1.40	0.02	0.45	11.2	17.7	Clear	No Odor
11:24	5	130	7.46	1.59	7.05	1.41	0.02	0.42	11.1	10.4	Clear	No Odor
11:29	5	130	7.46	1.76	7.06	1.42	0.02	0.41	11.0	2.9	Clear	No Odor
11:34	5	130	7.46	1.93	7.06	1.44	0.02	0.39	11.0	-2.4	Clear	No Odor
11:39	5	130	7.46	2.10	7.06	1.44	0.02	0.38	11.0	-5.9	Clear	No Odor
--	--	--	--	--	--	--	--	--	--	--	--	--
--	--	--	--	--	--	--	--	--	--	--	--	--
--	--	--	--	--	--	--	--	--	--	--	--	--
--	--	--	--	--	--	--	--	--	--	--	--	--
--	--	--	--	--	--	--	--	--	--	--	--	--
--	--	--	--	--	--	--	--	--	--	--	--	--
--	--	--	--	--	--	--	--	--	--	--	--	--

* **Turbidity** < 50 NTU and ±10% or within 1 NTU of a previous reading when <10 NTU

Constituents Sampled	Container	Number	Preservative
1,1-DCE, cis-1,2-DCE, trans-1,2-DCE, PCE, TCE, VC	40 mL Glass	3	HCL
1,4-dioxane	40 mL Glass	3	HCL

Comments

None

Well Casing Volumes

Gallons/Foot — *1" = 0.04* | *1.25" = 0.06* | *1.5" = 0.09* | *2" = 0.16* | *2.5" = 0.26* | *3" = 0.37* | *3.5" = 0.50* | *4" = 0.65* | *6" = 1.47*

Well Information

Well Location:	12089 Boston Post; side yard	Well Locked at Arrival:	yes
Condition of Well:	Good	Well Locked at Departure:	yes
Well Completion:	Flush mount	Lock Functioning:	yes

ARCADIS

SHALLOW LOW-FLOW GROUNDWATER SAMPLING FORM

Project No.	30050315.402.01	Well ID	MW-118S			Date	5-17-21
Project Name/Location		Ford LTP		Weather	57.9 degrees F and Mostly Cloudy. The wind is blowing SE at 3.4 mph.		
Measuring Pt. Description	Top of Casing	Screen Setting (ft-bmp)	2.5-12.5	Casing Diameter (in.)	2	Well Material	PVC
Static Water Level (ft-bmp)	6.22	Total Depth (ft-bmp)	12.40	Water Column (ft.)	6.18	Gallons in Well	1.00
		Pump Intake (ft-bmp)	7.72	Purge Method	Low-Flow	Sample Method	Grab
		Well Volumes Purged	1.56				
Sample Time: Label	10:51	Volume Purged	1.56 gallons	Replicate/Code No.	--	Sampled by	Gary Schafer
Purge Start	9:48						
Purge End	10:55						



Time	Minutes Elapsed between Readings	Flow Rate (mL/min) [100-300 mL/min]	Depth to Water (ft) [± 0.3]	Total Gallons Purged	pH [± 0.1]	Cond. (mS/cm) [± 3%]	Turbidity (NTU) [± 10%*]	DO (mg/L) [± 10%]	Temp. (°C) [± 3%]	Redox (mV) [± 10mV]	Appearance	
											Color	Odor
9:50	0	100	6.22	0.00	6.66	0.65	8.89	1.79	11.6	169.7	Clear	No Odor
9:55	5	100	6.23	0.13	6.86	0.69	9.47	1.44	11.4	151.6	Clear	No Odor
10:00	5	100	6.23	0.26	6.92	1.01	20.40	0.70	11.3	121.7	Turbid	No Odor
10:05	5	100	6.23	0.39	6.84	1.49	29.90	0.35	11.4	81.7	Turbid	No Odor
10:10	5	100	6.23	0.52	6.86	1.66	39.10	0.29	11.4	55.6	Turbid	No Odor
10:15	5	100	6.23	0.65	6.90	1.74	28.10	0.24	11.4	38.9	Turbid	No Odor
10:20	5	100	6.23	0.78	6.94	1.81	17.80	0.23	11.4	29.3	Clear	No Odor
10:25	5	100	6.23	0.91	6.97	1.88	8.37	0.22	11.5	13.1	Clear	No Odor
10:30	5	100	6.23	1.04	6.99	1.96	6.99	0.21	11.5	-3.7	Clear	No Odor
10:35	5	100	6.23	1.17	7.01	2.02	5.30	0.21	11.6	-17.3	Clear	No Odor
10:40	5	100	6.23	1.30	7.02	2.08	4.22	0.21	11.5	-27.2	Clear	No Odor
10:45	5	100	6.23	1.43	7.03	2.13	2.73	0.21	11.6	-34.7	Clear	No Odor
10:50	5	100	6.23	1.56	7.12	2.16	2.64	0.21	11.7	-40.8	Clear	No Odor
--	--	--	--	--	--	--	--	--	--	--	--	--
--	--	--	--	--	--	--	--	--	--	--	--	--
--	--	--	--	--	--	--	--	--	--	--	--	--
--	--	--	--	--	--	--	--	--	--	--	--	--
--	--	--	--	--	--	--	--	--	--	--	--	--
--	--	--	--	--	--	--	--	--	--	--	--	--
--	--	--	--	--	--	--	--	--	--	--	--	--
--	--	--	--	--	--	--	--	--	--	--	--	--

* **Turbidity** < 50 NTU and ±10% or within 1 NTU of a previous reading when <10 NTU

Constituents Sampled	Container	Number	Preservative
1,1-DCE, cis-1,2-DCE, trans-1,2-DCE, PCE, TCE, VC	40 mL Glass	3	HCL
1,4-dioxane	40 mL Glass	3	HCL

Comments

None

Well Casing Volumes

Gallons/Foot — *1" = 0.04* — *1.25" = 0.06* — *1.5" = 0.09* — *2" = 0.16* — *2.5" = 0.26* — *3" = 0.37* — *3.5" = 0.50* — *4" = 0.65* — *6" = 1.47*

Well Information

Well Location:	12124 Boston Post; North Front Yard next to corner of house	Well Locked at Arrival:	yes
Condition of Well:	Good	Well Locked at Departure:	yes
Well Completion:	Flush mount	Lock Functioning:	yes

ARCADIS

SHALLOW LOW-FLOW GROUNDWATER SAMPLING FORM

Project No.	30050315.402.01	Well ID	MW-119S			Date	5-18-21
Project Name/Location		Ford LTP		Weather	75.0 degrees F and Mostly Cloudy. The wind is blowing S/SE at 12.8 mph.		
Measuring Pt. Description	Top of Casing	Screen Setting (ft-bmp)	2.5-12.5	Casing Diameter (in.)	2	Well Material	PVC
Static Water Level (ft-bmp)	5.67	Total Depth (ft-bmp)	12.32	Water Column (ft.)	6.65	Gallons in Well	1.08
		Pump Intake (ft-bmp)	7.17	Purge Method	Low-Flow	Sample Method	Grab
		Well Volumes Purged	1.44				
Sample Time: Label	11:36	Volume Purged	1.56 gallons	Replicate/Code No.	--	Sampled by	Gary Schafer
Purge Start	10:33						
Purge End	11:45						

Time	Minutes Elapsed between Readings	Flow Rate (mL/min) [100-300 mL/min]	Depth to Water (ft) [± 0.3]	Total Gallons Purged	pH [± 0.1]	Cond. (mS/cm) [± 3%]	Turbidity (NTU) [± 10%*]	DO (mg/L) [± 10%]	Temp. (°C) [± 3%]	Redox (mV) [± 10mV]	Appearance	
											Color	Odor
10:35	0	100	5.68	0.00	7.22	0.93	0.26	0.60	12.1	127.8	Clear	No Odor
10:40	5	100	5.68	0.13	7.26	0.90	1.32	0.48	12.3	101.7	Clear	No Odor
10:45	5	100	5.68	0.26	7.28	0.90	0.88	0.45	12.2	91.9	Clear	No Odor
10:50	5	100	5.68	0.39	7.30	0.95	0.98	0.44	12.5	88.0	Clear	No Odor
10:55	5	100	5.68	0.52	7.29	1.02	1.03	0.44	12.4	86.1	Clear	No Odor
11:00	5	100	5.68	0.65	7.30	1.09	1.32	0.37	12.3	83.9	Clear	No Odor
11:05	5	100	5.69	0.78	7.30	1.18	1.20	0.40	12.2	81.8	Clear	No Odor
11:10	5	100	5.69	0.91	7.29	1.27	2.84	0.42	12.4	77.2	Clear	No Odor
11:15	5	100	5.69	1.04	7.30	1.29	2.29	0.42	12.5	70.8	Clear	No Odor
11:20	5	100	5.69	1.17	7.31	1.31	2.42	0.43	12.4	65.0	Clear	No Odor
11:25	5	100	5.69	1.30	7.31	1.31	1.65	0.43	12.7	58.3	Clear	No Odor
11:30	5	100	5.69	1.43	7.32	1.33	1.27	0.45	12.7	53.9	Clear	No Odor
11:35	5	100	5.69	1.56	7.32	1.33	1.73	0.43	12.6	48.5	Clear	No Odor
--	--	--	--	--	--	--	--	--	--	--	--	--
--	--	--	--	--	--	--	--	--	--	--	--	--
--	--	--	--	--	--	--	--	--	--	--	--	--
--	--	--	--	--	--	--	--	--	--	--	--	--
--	--	--	--	--	--	--	--	--	--	--	--	--
--	--	--	--	--	--	--	--	--	--	--	--	--
--	--	--	--	--	--	--	--	--	--	--	--	--

* **Turbidity** < 50 NTU and ±10% or within 1 NTU of a previous reading when <10 NTU

Constituents Sampled	Container	Number	Preservative
1,1-DCE, cis-1,2-DCE, trans-1,2-DCE, PCE, TCE, VC	40 mL Glass	3	HCL
1,4-dioxane	40 mL Glass	3	HCL

Comments

None

Well Casing Volumes

Gallons/Foot — *1" = 0.04* — *1.25" = 0.06* — *1.5" = 0.09* — *2" = 0.16* — *2.5" = 0.26* — *3" = 0.37* — *3.5" = 0.50* — *4" = 0.65* — *6" = 1.47*

Well Information

Well Location:	12034 Boston Post; front yard	Well Locked at Arrival:	yes
Condition of Well:	Good	Well Locked at Departure:	yes
Well Completion:	Flush mount	Lock Functioning:	yes

ARCADIS

SHALLOW LOW-FLOW GROUNDWATER SAMPLING FORM

Project No.	30050315.402.01	Well ID	MW-121S			Date	5-11-21
Project Name/Location		Ford LTP		Weather	Sun and clouds winds northeast at 8-10 mph		
Measuring Pt. Description	Top of Casing	Screen Setting (ft-bmp)	2.5-12.5	Casing Diameter (in.)	2	Well Material	PVC
Static Water Level (ft-bmp)	6.74	Total Depth (ft-bmp)	12.08	Water Column (ft.)	5.34	Gallons in Well	0.87
		Pump Intake (ft-bmp)	8.24	Purge Method	Low-Flow	Sample Method	Grab
		Well Volumes Purged	1.55				
Sample Time: Label	13:41	Volume Purged	1.35 gallons	Replicate/Code No.	--	Sampled by	Gary Schafer
Purge Start	12:52						
Purge End	13:50						

Time	Minutes Elapsed between Readings	Flow Rate (mL/min) [100-300 mL/min]	Depth to Water (ft) [± 0.3]	Total Gallons Purged	pH [± 0.1]	Cond. (mS/cm) [± 3%]	Turbidity (NTU) [± 10%*]	DO (mg/L) [± 10%]	Temp. (°C) [± 3%]	Redox (mV) [± 10mV]	Appearance	
											Color	Odor
12:55	0	110	6.75	0.00	7.49	0.60	21.10	0.60	10.7	101.4	Clear	No Odor
13:00	5	110	6.75	0.15	7.48	0.60	19.80	0.47	10.5	87.1	Clear	No Odor
13:05	5	110	6.75	0.30	7.49	0.60	19.10	0.43	10.7	68.8	Clear	No Odor
13:10	5	110	6.75	0.45	7.49	0.60	16.00	0.38	10.6	57.6	Clear	No Odor
13:15	5	110	6.75	0.60	7.49	0.60	14.20	0.41	10.6	43.3	Clear	No Odor
13:20	5	110	6.75	0.75	7.49	0.60	10.90	0.39	10.5	31.8	Clear	No Odor
13:25	5	110	6.75	0.90	7.49	0.60	9.13	0.38	10.5	23.1	Clear	No Odor
13:30	5	110	6.75	1.05	7.50	0.60	8.37	0.36	10.8	17.0	Clear	No Odor
13:35	5	110	6.75	1.20	7.49	0.61	7.75	0.34	10.7	13.0	Clear	No Odor
13:40	5	110	6.75	1.35	7.50	0.61	8.03	0.49	10.6	8.5	Clear	No Odor
--	--	--	--	--	--	--	--	--	--	--	--	--
--	--	--	--	--	--	--	--	--	--	--	--	--
--	--	--	--	--	--	--	--	--	--	--	--	--
--	--	--	--	--	--	--	--	--	--	--	--	--
--	--	--	--	--	--	--	--	--	--	--	--	--
--	--	--	--	--	--	--	--	--	--	--	--	--
--	--	--	--	--	--	--	--	--	--	--	--	--
--	--	--	--	--	--	--	--	--	--	--	--	--
--	--	--	--	--	--	--	--	--	--	--	--	--

* **Turbidity** < 50 NTU and ±10% or within 1 NTU of a previous reading when <10 NTU

Constituents Sampled	Container	Number	Preservative
1,1-DCE, cis-1,2-DCE, trans-1,2-DCE, PCE, TCE, VC	40 mL Glass	3	HCL
1,4-dioxane	40 mL Glass	3	HCL

Comments

None

Well Casing Volumes

Gallons/Foot — *1" = 0.04* | *1.25" = 0.06* | *1.5" = 0.09* | *2" = 0.16* | *2.5" = 0.26* | *3" = 0.37* | *3.5" = 0.50* | *4" = 0.65* | *6" = 1.47*

Well Information

Well Location:	11710 Boston Post; side yard	Well Locked at Arrival:	yes
Condition of Well:	Good	Well Locked at Departure:	yes
Well Completion:	Flush mount	Lock Functioning:	yes

ARCADIS

SHALLOW LOW-FLOW GROUNDWATER SAMPLING FORM

Project No.	30050315.402.01	Well ID	MW-123S			Date	5-19-21
Project Name/Location	Ford LTP			Weather	66.9 degrees F and Mostly Cloudy. The wind is blowing S/SE at 3.4 mph.		
Measuring Pt. Description	Top of Casing	Screen Setting (ft-bmp)	2.5-12.5	Casing Diameter (in.)	2	Well Material	PVC
Static Water Level (ft-bmp)	2.75	Total Depth (ft-bmp)	10.95	Water Column (ft.)	8.20	Gallons in Well	1.33
		Pump Intake (ft-bmp)	4.25	Purge Method	Low-Flow	Sample Method	Grab
		Well Volumes Purged	1.21				
Sample Time: Label	9:05	Volume Purged	1.61 gallons	Replicate/Code No.	--	Sampled by	Allyson Hartz
Purge Start	8:29						
Purge End	9:09						

Time	Minutes Elapsed between Readings	Flow Rate (mL/min) [100-300 mL/min]	Depth to Water (ft) [± 0.3]	Total Gallons Purged	pH [± 0.1]	Cond. (mS/cm) [± 3%]	Turbidity (NTU) [± 10%*]	DO (mg/L) [± 10%]	Temp. (°C) [± 3%]	Redox (mV) [± 10mV]	Appearance	
											Color	Odor
8:30	0	175	2.81	0.00	7.27	1.36	2.26	0.61	12.1	200.2	Clear	No Odor
8:35	5	175	2.81	0.23	7.09	1.83	3.73	0.17	11.3	183.2	Clear	No Odor
8:40	5	175	2.81	0.46	7.04	2.04	0.64	0.08	11.2	-7.5	Clear	No Odor
8:45	5	175	2.81	0.69	7.05	2.22	3.01	0.06	11.0	-36.9	Clear	No Odor
8:50	5	175	2.81	0.92	7.09	2.31	0.28	0.04	11.0	-46.9	Clear	No Odor
8:55	5	175	2.81	1.15	7.11	2.41	1.03	0.04	10.9	-53.0	Clear	No Odor
9:00	5	175	2.81	1.38	7.13	2.46	0.02	0.05	10.8	-55.2	Clear	No Odor
9:05	5	175	2.81	1.61	7.15	2.48	0.02	0.20	10.9	-56.5	Clear	No Odor
--	--	--	--	--	--	--	--	--	--	--	--	--
--	--	--	--	--	--	--	--	--	--	--	--	--
--	--	--	--	--	--	--	--	--	--	--	--	--
--	--	--	--	--	--	--	--	--	--	--	--	--
--	--	--	--	--	--	--	--	--	--	--	--	--
--	--	--	--	--	--	--	--	--	--	--	--	--
--	--	--	--	--	--	--	--	--	--	--	--	--
--	--	--	--	--	--	--	--	--	--	--	--	--
--	--	--	--	--	--	--	--	--	--	--	--	--
--	--	--	--	--	--	--	--	--	--	--	--	--
--	--	--	--	--	--	--	--	--	--	--	--	--
--	--	--	--	--	--	--	--	--	--	--	--	--

* **Turbidity** < 50 NTU and ±10% or within 1 NTU of a previous reading when <10 NTU

Constituents Sampled	Container	Number	Preservative
1,1-DCE, cis-1,2-DCE, trans-1,2-DCE, PCE, TCE, VC	40 mL Glass	3	HCL
1,4-dioxane	40 mL Glass	3	HCL

Comments

None

Well Casing Volumes

Gallons/Foot					
	1" = 0.04	1.5" = 0.09	2.5" = 0.26	3.5" = 0.50	6" = 1.47
	1.25" = 0.06	2" = 0.16	3" = 0.37	4" = 0.65	

Well Information

Well Location:	12075 Brewster, side yard	Well Locked at Arrival:	yes
Condition of Well:	Good	Well Locked at Departure:	yes
Well Completion:	Flush mount	Lock Functioning:	yes

ARCADIS

SHALLOW LOW-FLOW GROUNDWATER SAMPLING FORM

Project No.	30050315.402.01	Well ID	MW-125			Date	5-18-21
Project Name/Location		Ford LTP		Weather	57.0 degrees F and Haze. The wind is blowing N/NE at 4.7 mph.		
Measuring Pt. Description	Top of Casing	Screen Setting (ft-bmp)	7-12	Casing Diameter (in.)	2	Well Material	PVC
Static Water Level (ft-bmp)	1.80	Total Depth (ft-bmp)	11.65	Water Column (ft.)	9.85	Gallons in Well	1.60
		Pump Intake (ft-bmp)	9.50	Purge Method	Low-Flow	Sample Method	Grab
		Well Volumes Purged	0.75				
Sample Time: Label	10:00	Volume Purged	1.2 gallons	Replicate/Code No.	--	Sampled by	Emma Witherspoon
Purge Start	9:21						
Purge End	10:03						

Time	Minutes Elapsed between Readings	Flow Rate (mL/min) [100-300 mL/min]	Depth to Water (ft) [± 0.3]	Total Gallons Purged	pH [± 0.1]	Cond. (mS/cm) [± 3%]	Turbidity (NTU) [± 10%*]	DO (mg/L) [± 10%]	Temp. (°C) [± 3%]	Redox (mV) [± 10mV]	Appearance	
											Color	Odor
9:25	0	150	1.87	0.00	7.06	1.21	9.41	4.51	11.2	-87.1	Clear, Small Orange Particulates	No Odor
9:30	5	150	1.84	0.20	7.12	1.19	9.91	0.88	11.4	-112.5	Clear, Small Orange Particulates	No Odor
9:35	5	150	1.84	0.40	7.13	1.19	8.01	0.49	11.2	-117.5	Clear, Small Orange Particulates	No Odor
9:40	5	150	1.84	0.60	7.13	1.17	7.70	0.41	11.0	-123.1	Clear, Small Orange Particulates	No Odor
9:45	5	150	1.84	0.80	7.14	1.16	3.68	0.23	11.1	-126.2	Clear, Small Orange Particulates	No Odor
9:50	5	150	1.84	1.00	7.14	1.16	3.08	0.26	11.2	-127.3	Clear, Small Orange Particulates	No Odor
9:55	5	150	1.84	1.20	7.14	1.16	2.98	0.27	11.1	-128.4	Clear, Small Orange Particulates	No Odor
--	--	--	--	--	--	--	--	--	--	--	--	--
--	--	--	--	--	--	--	--	--	--	--	--	--
--	--	--	--	--	--	--	--	--	--	--	--	--
--	--	--	--	--	--	--	--	--	--	--	--	--
--	--	--	--	--	--	--	--	--	--	--	--	--
--	--	--	--	--	--	--	--	--	--	--	--	--
--	--	--	--	--	--	--	--	--	--	--	--	--
--	--	--	--	--	--	--	--	--	--	--	--	--
--	--	--	--	--	--	--	--	--	--	--	--	--
--	--	--	--	--	--	--	--	--	--	--	--	--
--	--	--	--	--	--	--	--	--	--	--	--	--
--	--	--	--	--	--	--	--	--	--	--	--	--

* **Turbidity** < 50 NTU and ±10% or within 1 NTU of a previous reading when <10 NTU

Constituents Sampled	Container	Number	Preservative
1,1-DCE, cis-1,2-DCE, trans-1,2-DCE, PCE, TCE, VC	40 mL Glass	3	HCL
1,4-dioxane	40 mL Glass	3	HCL

Comments

None

Well Casing Volumes

Gallons/Foot — *1" = 0.04* | *1.25" = 0.06* | *1.5" = 0.09* | *2" = 0.16* | *2.5" = 0.26* | *3" = 0.37* | *3.5" = 0.50* | *4" = 0.65* | *6" = 1.47*

Well Information

Well Location:	35601 Veronica; back yard	Well Locked at Arrival:	yes
Condition of Well:	Good	Well Locked at Departure:	yes
Well Completion:	Flush mount	Lock Functioning:	yes

ARCADIS

SHALLOW LOW-FLOW GROUNDWATER SAMPLING FORM

Project No.	30050315.402.01	Well ID	MW-125S			Date	5-18-21
Project Name/Location		Ford LTP		Weather	69.1 degrees F and Mostly Clear. The wind is blowing SE at 3.4 mph.		
Measuring Pt. Description	Top of Casing	Screen Setting (ft-bmp)	2-7	Casing Diameter (in.)	2	Well Material	PVC
Static Water Level (ft-bmp)	1.90	Total Depth (ft-bmp)	6.70	Water Column (ft.)	4.80	Gallons in Well	0.78
		Pump Intake (ft-bmp)	3.40	Purge Method	Low-Flow	Sample Method	Grab
		Well Volumes Purged	1.54				
Sample Time: Label	10:45	Volume Purged	1.2 gallons	Replicate/Code No.	--	Sampled by	Emma Witherspoon
Purge Start	10:12						
Purge End	10:50						

Time	Minutes Elapsed between Readings	Flow Rate (mL/min) [100-300 mL/min]	Depth to Water (ft) [± 0.3]	Total Gallons Purged	pH [± 0.1]	Cond. (mS/cm) [± 3%]	Turbidity (NTU) [± 10%*]	DO (mg/L) [± 10%]	Temp. (°C) [± 3%]	Redox (mV) [± 10mV]	Appearance	
											Color	Odor
10:15	0	150	1.95	0.00	6.90	0.89	0.73	1.66	12.1	-108.1	Clear, Small Orange Particulates	Faint Odor
10:20	5	150	1.94	0.20	6.88	0.90	1.38	0.30	12.1	-108.3	Clear, Small Black Particulates	Faint Odor
10:25	5	150	1.94	0.40	6.86	0.91	0.75	0.22	11.9	-104.0	Clear, Small Black Particulates	Faint Odor
10:30	5	150	1.94	0.60	6.86	0.92	0.88	0.16	12.0	-102.6	Clear, Small Black Particulates	Faint Odor
10:35	5	150	1.94	0.80	6.84	0.92	1.16	0.43	12.5	-102.2	Clear, Small Black Particulates	Faint Odor
10:40	5	150	1.94	1.00	6.84	0.92	0.61	0.36	12.6	-99.6	Clear, Small Black Particulates	Faint Odor
10:45	5	150	1.94	1.20	6.85	0.93	0.65	0.27	12.6	-99.3	Clear, Small Black Particulates	Faint Odor
--	--	--	--	--	--	--	--	--	--	--	--	--
--	--	--	--	--	--	--	--	--	--	--	--	--
--	--	--	--	--	--	--	--	--	--	--	--	--
--	--	--	--	--	--	--	--	--	--	--	--	--
--	--	--	--	--	--	--	--	--	--	--	--	--
--	--	--	--	--	--	--	--	--	--	--	--	--
--	--	--	--	--	--	--	--	--	--	--	--	--
--	--	--	--	--	--	--	--	--	--	--	--	--
--	--	--	--	--	--	--	--	--	--	--	--	--
--	--	--	--	--	--	--	--	--	--	--	--	--
--	--	--	--	--	--	--	--	--	--	--	--	--
--	--	--	--	--	--	--	--	--	--	--	--	--

* **Turbidity** < 50 NTU and ±10% or within 1 NTU of a previous reading when <10 NTU

Constituents Sampled	Container	Number	Preservative
1,1-DCE, cis-1,2-DCE, trans-1,2-DCE, PCE, TCE, VC	40 mL Glass	3	HCL
1,4-dioxane	40 mL Glass	3	HCL

Comments

None

Well Casing Volumes

Gallons/Foot — *1" = 0.04* | *1.25" = 0.06* | *1.5" = 0.09* | *2" = 0.16* | *2.5" = 0.26* | *3" = 0.37* | *3.5" = 0.50* | *4" = 0.65* | *6" = 1.47*

Well Information

Well Location:	35601 Veronica; back yard	Well Locked at Arrival:	yes
Condition of Well:	Good	Well Locked at Departure:	yes
Well Completion:	Flush mount	Lock Functioning:	yes

ARCADIS

SHALLOW LOW-FLOW GROUNDWATER SAMPLING FORM

Project No.	30050315.402.01	Well ID	MW-126S			Date	5-4-21
Project Name/Location	Ford LTP			Weather	60.1 degrees F and Fog/Mist. The wind is blowing W/SW at 12.8 mph.		
Measuring Pt. Description	Top of Casing	Screen Setting (ft-bmp)	3-13	Casing Diameter (in.)	2	Well Material	PVC
Static Water Level (ft-bmp)	9.30	Total Depth (ft-bmp)	12.78	Water Column (ft.)	3.48	Gallons in Well	0.57
		Pump Intake (ft-bmp)	10.80	Purge Method	Low-Flow	Sample Method	Grab
		Well Volumes Purged	3.37				
Sample Time: Label	10:26	Volume Purged	1.92 gallons	Replicate/Code No.	--	Sampled by	Gary Schafer
Purge Start	9:23						
Purge End	10:32						

Time	Minutes Elapsed between Readings	Flow Rate (mL/min) [100-300 mL/min]	Depth to Water (ft) [± 0.3]	Total Gallons Purged	pH [± 0.1]	Cond. (mS/cm) [± 3%]	Turbidity (NTU) [± 10%*]	DO (mg/L) [± 10%]	Temp. (°C) [± 3%]	Redox (mV) [± 10mV]	Appearance	
											Color	Odor
9:25	0	120	9.32	0.00	6.71	0.39	4.22	2.30	11.6	210.1	Clear	No Odor
9:30	5	120	9.32	0.16	7.06	0.37	3.34	2.02	11.6	197.1	Clear	No Odor
9:35	5	120	9.32	0.32	7.21	0.36	1.48	2.15	11.6	186.6	Clear	No Odor
9:40	5	120	9.32	0.48	7.27	0.35	1.25	2.28	11.6	180.0	Clear	No Odor
9:45	5	120	9.32	0.64	7.34	0.34	1.07	2.49	11.6	172.9	Clear	No Odor
9:50	5	120	9.32	0.80	7.39	0.33	0.85	2.57	11.5	167.8	Clear	No Odor
9:55	5	120	9.32	0.96	7.42	0.32	0.61	2.58	11.6	164.1	Clear	No Odor
10:00	5	120	9.32	1.12	7.46	0.31	0.24	2.65	11.7	159.6	Clear	No Odor
10:05	5	120	9.32	1.28	7.48	0.30	0.39	2.62	11.6	156.8	Clear	No Odor
10:10	5	120	9.32	1.44	7.50	0.30	0.20	2.63	11.6	153.7	Clear	No Odor
10:15	5	120	9.32	1.60	7.52	0.29	0.21	2.62	11.5	151.6	Clear	No Odor
10:20	5	120	9.32	1.76	7.53	0.28	0.10	2.58	11.5	149.9	Clear	No Odor
10:25	5	120	9.32	1.92	7.55	0.28	0.19	2.65	11.5	148.4	Clear	No Odor
--	--	--	--	--	--	--	--	--	--	--	--	--
--	--	--	--	--	--	--	--	--	--	--	--	--
--	--	--	--	--	--	--	--	--	--	--	--	--
--	--	--	--	--	--	--	--	--	--	--	--	--
--	--	--	--	--	--	--	--	--	--	--	--	--
--	--	--	--	--	--	--	--	--	--	--	--	--
--	--	--	--	--	--	--	--	--	--	--	--	--

* **Turbidity** < 50 NTU and ±10% or within 1 NTU of a previous reading when <10 NTU

Constituents Sampled	Container	Number	Preservative
1,1-DCE, cis-1,2-DCE, trans-1,2-DCE, PCE, TCE, VC	40 mL Glass	3	HCL
1,4-dioxane	40 mL Glass	3	HCL

Comments

None

Well Casing Volumes

Gallons/Foot — *1" = 0.04* | *1.25" = 0.06* | *1.5" = 0.09* | *2" = 0.16* | *2.5" = 0.26* | *3" = 0.37* | *3.5" = 0.50* | *4" = 0.65* | *6" = 1.47*

Well Information

Well Location:	34966 Standish	Well Locked at Arrival:	yes
Condition of Well:	Good	Well Locked at Departure:	yes
Well Completion:	Flush mount	Lock Functioning:	yes

ARCADIS

SHALLOW LOW-FLOW GROUNDWATER SAMPLING FORM

Project No.	30050315.402.01	Well ID	MW-127S			Date	5-18-21
Project Name/Location		Ford LTP		Weather	57.0 degrees F and Haze. The wind is blowing N/NE at 4.7 mph.		
Measuring Pt. Description	Top of Casing	Screen Setting (ft-bmp)	3-13	Casing Diameter (in.)	2	Well Material	PVC
Static Water Level (ft-bmp)	2.72	Total Depth (ft-bmp)	12.28	Water Column (ft.)	9.56	Gallons in Well	1.55
		Pump Intake (ft-bmp)	4.22	Purge Method	Low-Flow	Sample Method	Grab
		Well Volumes Purged	1.19				
Sample Time: Label	9:27	Volume Purged	1.84 gallons	Replicate/Code No.	--	Sampled by	Allyson Hartz
Purge Start	8:44						
Purge End	9:31						

Time	Minutes Elapsed between Readings	Flow Rate (mL/min) [100-300 mL/min]	Depth to Water (ft) [± 0.3]	Total Gallons Purged	pH [± 0.1]	Cond. (mS/cm) [± 3%]	Turbidity (NTU) [± 10%*]	DO (mg/L) [± 10%]	Temp. (°C) [± 3%]	Redox (mV) [± 10mV]	Appearance	
											Color	Odor
8:45	0	175	2.98	0.00	6.96	1.14	0.02	0.29	11.5	111.6	Clear	No Odor
8:50	5	175	2.98	0.23	6.95	1.23	2.28	0.23	11.5	48.1	Clear	No Odor
8:55	5	175	2.98	0.46	6.98	1.29	0.02	0.11	11.4	13.5	Clear	No Odor
9:00	5	175	2.98	0.69	7.00	1.33	0.02	0.09	11.3	-0.9	Clear	No Odor
9:05	5	175	2.98	0.92	7.02	1.62	0.02	0.10	11.2	-21.8	Clear	No Odor
9:10	5	175	2.98	1.15	7.07	1.85	0.02	0.21	11.2	-37.0	Clear	No Odor
9:15	5	175	2.98	1.38	7.11	1.99	0.02	0.14	11.1	-45.6	Clear	No Odor
9:20	5	175	2.98	1.61	7.14	2.01	0.02	0.10	11.2	-50.2	Clear	No Odor
9:25	5	175	2.98	1.84	7.18	1.96	0.02	0.19	11.3	-53.8	Clear	No Odor
--	--	--	--	--	--	--	--	--	--	--	--	--
--	--	--	--	--	--	--	--	--	--	--	--	--
--	--	--	--	--	--	--	--	--	--	--	--	--
--	--	--	--	--	--	--	--	--	--	--	--	--
--	--	--	--	--	--	--	--	--	--	--	--	--
--	--	--	--	--	--	--	--	--	--	--	--	--
--	--	--	--	--	--	--	--	--	--	--	--	--
--	--	--	--	--	--	--	--	--	--	--	--	--
--	--	--	--	--	--	--	--	--	--	--	--	--
--	--	--	--	--	--	--	--	--	--	--	--	--
--	--	--	--	--	--	--	--	--	--	--	--	--

* **Turbidity** < 50 NTU and ±10% or within 1 NTU of a previous reading when <10 NTU

Constituents Sampled	Container	Number	Preservative
1,1-DCE, cis-1,2-DCE, trans-1,2-DCE, PCE, TCE, VC	40 mL Glass	3	HCL
1,4-dioxane	40 mL Glass	3	HCL

Comments

None

Well Casing Volumes

Gallons/Foot — *1" = 0.04* | *1.25" = 0.06* | *1.5" = 0.09* | *2" = 0.16* | *2.5" = 0.26* | *3" = 0.37* | *3.5" = 0.50* | *4" = 0.65* | *6" = 1.47*

Well Information

Well Location:	34424 Beacon, side yard	Well Locked at Arrival:	yes
Condition of Well:	Good	Well Locked at Departure:	yes
Well Completion:	Flush mount	Lock Functioning:	yes

ARCADIS

SHALLOW LOW-FLOW GROUNDWATER SAMPLING FORM

Project No.	30050315.402.01	Well ID	MW-128S			Date	5-5-21
Project Name/Location	Ford LTP			Weather	46.9 degrees F and Cloudy. The wind is blowing NW at 10.3 mph.		
Measuring Pt. Description	Top of Casing	Screen Setting (ft-bmp)	4-14	Casing Diameter (in.)	2	Well Material	PVC
Static Water Level (ft-bmp)	7.14	Total Depth (ft-bmp)	13.06	Water Column (ft.)	5.92	Gallons in Well	0.96
		Pump Intake (ft-bmp)	8.64	Purge Method	Low-Flow	Sample Method	Grab
		Well Volumes Purged	1.96				
Sample Time: Label	15:37	Volume Purged	1.88 gallons	Replicate/Code No.	--	Sampled by	Andrew Banitt
Purge Start	14:39						
Purge End	15:40						

Time	Minutes Elapsed between Readings	Flow Rate (mL/min) [100-300 mL/min]	Depth to Water (ft) [± 0.3]	Total Gallons Purged	pH [± 0.1]	Cond. (mS/cm) [± 3%]	Turbidity (NTU) [± 10%*]	DO (mg/L) [± 10%]	Temp. (°C) [± 3%]	Redox (mV) [± 10mV]	Appearance	
											Color	Odor
14:40	0	140	7.24	0.00	7.97	0.65	0.02	1.04	11.5	-0.4	Clear	No Odor
14:45	5	125	7.31	0.18	7.51	0.73	0.02	0.44	11.3	17.2	Clear	No Odor
14:50	5	125	7.31	0.35	7.38	0.74	0.02	0.39	11.4	24.5	Clear	No Odor
14:55	5	125	7.31	0.52	7.41	0.75	0.02	0.42	11.3	23.7	Clear	No Odor
15:00	5	125	7.32	0.69	7.41	0.76	0.02	0.48	11.3	24.7	Clear	No Odor
15:05	5	125	7.34	0.86	7.37	0.95	0.02	0.53	11.4	30.3	Clear	No Odor
15:10	5	125	7.35	1.03	7.35	1.23	0.02	0.58	11.3	30.4	Clear	No Odor
15:15	5	125	7.36	1.20	7.35	1.30	0.02	0.60	11.3	19.5	Clear	No Odor
15:20	5	125	7.36	1.37	7.35	1.33	0.02	0.66	11.3	10.0	Clear	No Odor
15:25	5	125	7.36	1.54	7.36	1.33	0.02	0.73	11.5	2.3	Clear	No Odor
15:30	5	125	7.36	1.71	7.40	1.33	0.02	0.76	11.6	-4.5	Clear	No Odor
15:35	5	125	7.36	1.88	7.39	1.33	0.02	0.79	11.4	-7.1	Clear	No Odor
--	--	--	--	--	--	--	--	--	--	--	--	--
--	--	--	--	--	--	--	--	--	--	--	--	--
--	--	--	--	--	--	--	--	--	--	--	--	--
--	--	--	--	--	--	--	--	--	--	--	--	--
--	--	--	--	--	--	--	--	--	--	--	--	--
--	--	--	--	--	--	--	--	--	--	--	--	--
--	--	--	--	--	--	--	--	--	--	--	--	--
--	--	--	--	--	--	--	--	--	--	--	--	--

* **Turbidity** < 50 NTU and ±10% or within 1 NTU of a previous reading when <10 NTU

Constituents Sampled	Container	Number	Preservative
1,1-DCE, cis-1,2-DCE, trans-1,2-DCE, PCE, TCE, VC	40 mL Glass	3	HCL
1,4-dioxane	40 mL Glass	3	HCL

Comments

None

Well Casing Volumes

Gallons/Foot — *1" = 0.04* | *1.25" = 0.06* | *1.5" = 0.09* | *2" = 0.16* | *2.5" = 0.26* | *3" = 0.37* | *3.5" = 0.50* | *4" = 0.65* | *6" = 1.47*

Well Information

Well Location:	34360 Capitol; front yard	Well Locked at Arrival:	yes
Condition of Well:	Good	Well Locked at Departure:	yes
Well Completion:	Flush mount	Lock Functioning:	yes

ARCADIS

SHALLOW LOW-FLOW GROUNDWATER SAMPLING FORM

Project No.	30050315.402.01	Well ID	MW-129			Date	5-18-21
Project Name/Location	Ford LTP			Weather	73.9 degrees F and Partly Cloudy. The wind is blowing SE at 12.8 mph.		
Measuring Pt. Description	Top of Casing	Screen Setting (ft-bmp)	10-15	Casing Diameter (in.)	2	Well Material	PVC
Static Water Level (ft-bmp)	3.31	Total Depth (ft-bmp)	14.52	Water Column (ft.)	11.21	Gallons in Well	1.82
		Pump Intake (ft-bmp)	12.50	Purge Method	Low-Flow	Sample Method	Grab
		Well Volumes Purged	1.32				
Sample Time: Label	13:50	Volume Purged	2.4 gallons	Replicate/Code No.	--	Sampled by	Emma Witherspoon
Purge Start	12:45						
Purge End	13:55						

Time	Minutes Elapsed between Readings	Flow Rate (mL/min) [100-300 mL/min]	Depth to Water (ft) [± 0.3]	Total Gallons Purged	pH [± 0.1]	Cond. (mS/cm) [± 3%]	Turbidity (NTU) [± 10%*]	DO (mg/L) [± 10%]	Temp. (°C) [± 3%]	Redox (mV) [± 10mV]	Appearance	
											Color	Odor
12:50	0	150	3.45	0.00	7.44	0.60	149.00	1.32	13.0	142.6	Cloudy, Yellow	No Odor
12:55	5	150	3.46	0.20	7.44	0.60	111.00	0.55	12.9	-142.2	Cloudy, Yellow	No Odor
13:00	5	150	3.47	0.40	7.43	0.61	44.90	0.22	12.9	-138.3	Cloudy, Yellow	No Odor
13:05	5	150	3.47	0.60	7.41	0.62	35.80	0.19	12.8	-137.4	Clear, Small Orange Particulates	No Odor
13:10	5	150	3.47	0.80	7.41	0.62	24.70	0.16	13.0	-138.5	Clear, Small Orange Particulates	No Odor
13:15	5	150	3.47	1.00	7.41	0.62	20.70	0.13	12.9	-139.6	Clear	No Odor
13:20	5	150	3.47	1.20	7.42	0.62	15.70	0.12	12.9	-139.8	Clear, Small Orange Particulates	No Odor
13:25	5	150	3.47	1.40	7.42	0.62	25.70	0.10	13.0	-141.0	Clear, Small Orange Particulates	No Odor
13:30	5	150	3.47	1.60	7.42	0.63	31.40	0.10	13.0	-141.3	Cloudy, Small Orange Particulates	No Odor
13:35	5	150	3.47	1.80	7.42	0.62	22.80	0.13	13.5	-140.9	Clear, Small Orange Particulates	No Odor
13:40	5	150	3.47	2.00	7.42	0.63	22.30	0.12	13.7	-139.9	Clear, Small Orange Particulates	No Odor
13:45	5	150	3.47	2.20	7.42	0.63	12.50	0.14	14.1	-138.0	Clear, Small Orange Particulates	No Odor
13:50	5	150	3.47	2.40	7.42	0.63	11.80	0.15	14.4	-137.7	Clear, Small Orange Particulates	No Odor
--	--	--	--	--	--	--	--	--	--	--	--	--
--	--	--	--	--	--	--	--	--	--	--	--	--
--	--	--	--	--	--	--	--	--	--	--	--	--
--	--	--	--	--	--	--	--	--	--	--	--	--
--	--	--	--	--	--	--	--	--	--	--	--	--
--	--	--	--	--	--	--	--	--	--	--	--	--
--	--	--	--	--	--	--	--	--	--	--	--	--

* **Turbidity** < 50 NTU and ±10% or within 1 NTU of a previous reading when <10 NTU

Constituents Sampled	Container	Number	Preservative
1,1-DCE, cis-1,2-DCE, trans-1,2-DCE, PCE, TCE, VC	40 mL Glass	3	HCL
1,4-dioxane	40 mL Glass	3	HCL

Comments

None

Well Casing Volumes

Gallons/Foot					
	1" = 0.04	1.5" = 0.09	2.5" = 0.26	3.5" = 0.50	6" = 1.47
	1.25" = 0.06	2" = 0.16	3" = 0.37	4" = 0.65	

Well Information

Well Location:	35601 Veronica; back yard	Well Locked at Arrival:	yes
Condition of Well:	Good	Well Locked at Departure:	yes
Well Completion:	Flush mount	Lock Functioning:	yes

ARCADIS

SHALLOW LOW-FLOW GROUNDWATER SAMPLING FORM

Project No.	30050315.402.01	Well ID	MW-129S			Date	5-18-21
Project Name/Location		Ford LTP		Weather	72.0 degrees F and Partly Cloudy. The wind is blowing E/SE at 5.8 mph.		
Measuring Pt. Description	Top of Casing	Screen Setting (ft-bmp)	2-7	Casing Diameter (in.)	2	Well Material	PVC
Static Water Level (ft-bmp)	3.50	Total Depth (ft-bmp)	6.80	Water Column (ft.)	3.30	Gallons in Well	0.54
		Pump Intake (ft-bmp)	5.00	Purge Method	Low-Flow	Sample Method	Grab
		Well Volumes Purged	2.96				
Sample Time: Label	12:30	Volume Purged	1.6 gallons	Replicate/Code No.	--	Sampled by	Emma Witherspoon
Purge Start	11:44						
Purge End	12:32						

Time	Minutes Elapsed between Readings	Flow Rate (mL/min) [100-300 mL/min]	Depth to Water (ft) [± 0.3]	Total Gallons Purged	pH [± 0.1]	Cond. (mS/cm) [± 3%]	Turbidity (NTU) [± 10%*]	DO (mg/L) [± 10%]	Temp. (°C) [± 3%]	Redox (mV) [± 10mV]	Appearance	
											Color	Odor
11:45	0	150	3.52	0.00	7.30	0.63	25.30	1.02	14.7	113.8	Clear, Small Orange Particulates	No Odor
11:50	5	150	3.52	0.20	7.20	0.63	10.20	0.60	14.6	73.0	Clear, Small Orange Particulates	No Odor
11:55	5	150	3.52	0.40	7.18	0.62	6.18	0.39	14.6	27.7	Clear, Small Orange Particulates	No Odor
12:00	5	150	3.52	0.60	7.18	0.62	3.78	0.31	14.5	3.8	Clear, Small Orange Particulates	No Odor
12:05	5	150	3.52	0.80	7.17	0.62	2.66	0.18	14.5	-17.2	Clear	No Odor
12:10	5	150	3.52	1.00	7.17	0.62	1.81	0.15	14.5	-27.5	Clear	No Odor
12:15	5	150	3.52	1.20	7.17	0.62	2.35	0.09	14.5	-35.0	Clear	No Odor
12:20	5	150	3.52	1.40	7.17	0.62	3.60	0.10	14.3	-41.3	Clear	No Odor
12:25	5	150	3.52	1.60	7.17	0.62	1.92	0.08	14.5	-44.5	Clear	No Odor
--	--	--	--	--	--	--	--	--	--	--	--	--
--	--	--	--	--	--	--	--	--	--	--	--	--
--	--	--	--	--	--	--	--	--	--	--	--	--
--	--	--	--	--	--	--	--	--	--	--	--	--
--	--	--	--	--	--	--	--	--	--	--	--	--
--	--	--	--	--	--	--	--	--	--	--	--	--
--	--	--	--	--	--	--	--	--	--	--	--	--
--	--	--	--	--	--	--	--	--	--	--	--	--
--	--	--	--	--	--	--	--	--	--	--	--	--
--	--	--	--	--	--	--	--	--	--	--	--	--

* **Turbidity** < 50 NTU and ±10% or within 1 NTU of a previous reading when <10 NTU

Constituents Sampled	Container	Number	Preservative
1,1-DCE, cis-1,2-DCE, trans-1,2-DCE, PCE, TCE, VC	40 mL Glass	3	HCL
1,4-dioxane	40 mL Glass	3	HCL

Comments

None

Well Casing Volumes

Gallons/Foot — *1" = 0.04* | *1.25" = 0.06* | *1.5" = 0.09* | *2" = 0.16* | *2.5" = 0.26* | *3" = 0.37* | *3.5" = 0.50* | *4" = 0.65* | *6" = 1.47*

Well Information

Well Location:	35601 Veronica; back yard	Well Locked at Arrival:	yes
Condition of Well:	Good	Well Locked at Departure:	yes
Well Completion:	Flush mount	Lock Functioning:	yes

ARCADIS

SHALLOW LOW-FLOW GROUNDWATER SAMPLING FORM

Project No.	30050315.402.01	Well ID	MW-130S			Date	5-7-21
Project Name/Location		Ford LTP		Weather	52.0 degrees F and Partly Cloudy. The wind is blowing at 4.7 mph.		
Measuring Pt. Description	Top of Casing	Screen Setting (ft-bmp)	3-13	Casing Diameter (in.)	2	Well Material	PVC
Static Water Level (ft-bmp)	4.47	Total Depth (ft-bmp)	13.20	Water Column (ft.)	8.73	Gallons in Well	1.42
		Pump Intake (ft-bmp)	5.97	Purge Method	Low-Flow	Sample Method	Grab
		Well Volumes Purged	0.97				
Sample Time: Label	12:45	Volume Purged	1.38 gallons	Replicate/Code No.	--	Sampled by	Allyson Hartz
Purge Start	12:14						
Purge End	12:49						

Time	Minutes Elapsed between Readings	Flow Rate (mL/min) [100-300 mL/min]	Depth to Water (ft) [± 0.3]	Total Gallons Purged	pH [± 0.1]	Cond. (mS/cm) [± 3%]	Turbidity (NTU) [± 10%*]	DO (mg/L) [± 10%]	Temp. (°C) [± 3%]	Redox (mV) [± 10mV]	Appearance	
											Color	Odor
12:15	0	175	4.50	0.00	7.18	1.10	5.53	0.97	13.1	25.7	Clear	No Odor
12:20	5	175	4.50	0.23	7.12	1.36	6.43	0.35	13.0	8.9	Clear	No Odor
12:25	5	175	4.50	0.46	7.16	1.78	6.72	0.16	13.0	-27.6	Clear	No Odor
12:30	5	175	4.50	0.69	7.19	1.93	1.60	0.09	12.9	-41.2	Clear	No Odor
12:35	5	175	4.50	0.92	7.21	1.98	2.36	0.06	12.8	-48.7	Clear	No Odor
12:40	5	175	4.50	1.15	7.22	2.00	0.84	0.06	13.0	-53.1	Clear	No Odor
12:45	5	175	4.50	1.38	7.22	2.00	1.53	0.05	13.1	-56.3	Clear	No Odor
--	--	--	--	--	--	--	--	--	--	--	--	--
--	--	--	--	--	--	--	--	--	--	--	--	--
--	--	--	--	--	--	--	--	--	--	--	--	--
--	--	--	--	--	--	--	--	--	--	--	--	--
--	--	--	--	--	--	--	--	--	--	--	--	--
--	--	--	--	--	--	--	--	--	--	--	--	--
--	--	--	--	--	--	--	--	--	--	--	--	--
--	--	--	--	--	--	--	--	--	--	--	--	--
--	--	--	--	--	--	--	--	--	--	--	--	--
--	--	--	--	--	--	--	--	--	--	--	--	--
--	--	--	--	--	--	--	--	--	--	--	--	--
--	--	--	--	--	--	--	--	--	--	--	--	--

* **Turbidity** < 50 NTU and ±10% or within 1 NTU of a previous reading when <10 NTU

Constituents Sampled	Container	Number	Preservative
1,1-DCE, cis-1,2-DCE, trans-1,2-DCE, PCE, TCE, VC	40 mL Glass	3	HCL
1,4-dioxane	40 mL Glass	3	HCL

Comments

None

Well Casing Volumes

Gallons/Foot — *1" = 0.04* | *1.25" = 0.06* | *1.5" = 0.09* | *2" = 0.16* | *2.5" = 0.26* | *3" = 0.37* | *3.5" = 0.50* | *4" = 0.65* | *6" = 1.47*

Well Information

Well Location:	34600 Beacon, side yard	Well Locked at Arrival:	yes
Condition of Well:	Good	Well Locked at Departure:	yes
Well Completion:	Flush mount	Lock Functioning:	yes

ARCADIS

SHALLOW LOW-FLOW GROUNDWATER SAMPLING FORM

Project No.	30050315.402.01	Well ID	MW-143S			Date	5-10-21
Project Name/Location		Ford LTP		Weather	45.0 degrees F and Mostly Clear. The wind is blowing N at 5.8 mph.		
Measuring Pt. Description	Top of Casing	Screen Setting (ft-bmp)	5.5-10.5	Casing Diameter (in.)	2	Well Material	PVC
Static Water Level (ft-bmp)	8.25	Total Depth (ft-bmp)	10.10	Water Column (ft.)	1.85	Gallons in Well	0.30
		Pump Intake (ft-bmp)	9.75	Purge Method	Low-Flow	Sample Method	Grab
		Well Volumes Purged	5.13				
Sample Time: Label	11:04	Volume Purged	1.54 gallons	Replicate/Code No.	--	Sampled by	Andrew Banitt
Purge Start	10:16						
Purge End	11:08						

Time	Minutes Elapsed between Readings	Flow Rate (mL/min) [100-300 mL/min]	Depth to Water (ft) [± 0.3]	Total Gallons Purged	pH [± 0.1]	Cond. (mS/cm) [± 3%]	Turbidity (NTU) [± 10%*]	DO (mg/L) [± 10%]	Temp. (°C) [± 3%]	Redox (mV) [± 10mV]	Appearance	
											Color	Odor
10:17	0	140	8.30	0.00	6.53	0.77	1.03	3.10	11.7	206.4	Clear	No Odor
10:22	5	130	8.32	0.18	6.99	0.70	18.50	1.70	11.8	194.0	Clear	No Odor
10:27	5	130	8.31	0.35	6.91	0.70	8.99	1.05	11.5	194.9	Clear	No Odor
10:32	5	125	8.31	0.52	6.91	0.71	1.11	1.00	11.5	191.6	Clear	No Odor
10:37	5	125	8.31	0.69	6.96	0.70	0.02	1.05	11.3	187.0	Clear	No Odor
10:42	5	125	8.31	0.86	7.01	0.70	0.02	0.92	11.5	180.4	Clear	No Odor
10:47	5	125	8.31	1.03	7.05	0.70	0.02	0.90	11.3	176.1	Clear	No Odor
10:52	5	125	8.31	1.20	7.01	0.70	0.02	0.82	11.1	177.4	Clear	No Odor
10:57	5	125	8.31	1.37	7.02	0.69	0.02	0.81	11.1	177.4	Clear	No Odor
11:02	5	125	8.31	1.54	7.04	0.70	0.02	0.79	11.0	176.9	Clear	No Odor
--	--	--	--	--	--	--	--	--	--	--	--	--
--	--	--	--	--	--	--	--	--	--	--	--	--
--	--	--	--	--	--	--	--	--	--	--	--	--
--	--	--	--	--	--	--	--	--	--	--	--	--
--	--	--	--	--	--	--	--	--	--	--	--	--
--	--	--	--	--	--	--	--	--	--	--	--	--
--	--	--	--	--	--	--	--	--	--	--	--	--
--	--	--	--	--	--	--	--	--	--	--	--	--
--	--	--	--	--	--	--	--	--	--	--	--	--

* **Turbidity** < 50 NTU and ±10% or within 1 NTU of a previous reading when <10 NTU

Constituents Sampled	Container	Number	Preservative
1,1-DCE, cis-1,2-DCE, trans-1,2-DCE, PCE, TCE, VC	40 mL Glass	3	HCL
1,4-dioxane	40 mL Glass	3	HCL

Comments

None

Well Casing Volumes

Gallons/Foot — *1" = 0.04* | *1.25" = 0.06* | *1.5" = 0.09* | *2" = 0.16* | *2.5" = 0.26* | *3" = 0.37* | *3.5" = 0.50* | *4" = 0.65* | *6" = 1.47*

Well Information

Well Location:	12069 Stark; front yard	Well Locked at Arrival:	yes
Condition of Well:	Good	Well Locked at Departure:	yes
Well Completion:	Flush mount	Lock Functioning:	yes

ARCADIS

SHALLOW LOW-FLOW GROUNDWATER SAMPLING FORM

Project No.	30050315.402.01	Well ID	MW-144S			Date	5-11-21
Project Name/Location	Ford LTP			Weather	43.0 degrees F and Mostly Clear. The wind is blowing W/NW at 11.4 mph.		
Measuring Pt. Description	Top of Casing	Screen Setting (ft-bmp)	7-12	Casing Diameter (in.)	2	Well Material	PVC
Static Water Level (ft-bmp)	8.96	Total Depth (ft-bmp)	11.68	Water Column (ft.)	2.72	Gallons in Well	0.44
		Pump Intake (ft-bmp)	10.46	Purge Method	Low-Flow	Sample Method	Grab
		Well Volumes Purged	4.34				
Sample Time: Label	10:30	Volume Purged	1.91 gallons	Replicate/Code No.	--	Sampled by	Andrew Banitt
Purge Start	9:31						
Purge End	10:34						

Time	Minutes Elapsed between Readings	Flow Rate (mL/min) [100-300 mL/min]	Depth to Water (ft) [± 0.3]	Total Gallons Purged	pH [± 0.1]	Cond. (mS/cm) [± 3%]	Turbidity (NTU) [± 10%*]	DO (mg/L) [± 10%]	Temp. (°C) [± 3%]	Redox (mV) [± 10mV]	Appearance	
											Color	Odor
9:32	0	150	9.03	0.00	6.57	0.61	752.00	6.53	10.7	273.1	Cloudy	No Odor
9:37	5	135	9.03	0.20	6.49	0.54	528.00	5.34	10.6	283.7	Cloudy	No Odor
9:42	5	130	9.04	0.38	6.60	0.52	305.00	3.82	10.6	274.3	Cloudy	No Odor
9:47	5	130	9.04	0.55	6.76	0.51	197.00	2.79	10.5	262.6	Cloudy	No Odor
9:52	5	130	9.04	0.72	6.87	0.52	87.60	1.97	10.5	251.5	Cloudy	No Odor
9:57	5	130	9.04	0.89	6.94	0.52	46.60	1.59	10.3	239.8	Cloudy	No Odor
10:02	5	130	9.04	1.06	6.99	0.53	24.50	1.41	10.5	229.9	Clear	No Odor
10:07	5	125	9.05	1.23	7.03	0.53	18.10	1.20	10.5	221.3	Clear	No Odor
10:12	5	125	9.05	1.40	7.05	0.53	12.80	1.15	10.5	214.9	Clear	No Odor
10:17	5	125	9.05	1.57	7.08	0.54	3.34	1.11	10.4	207.7	Clear	No Odor
10:22	5	125	9.05	1.74	7.08	0.53	3.49	1.07	10.4	204.3	Clear	No Odor
10:27	5	125	9.05	1.91	7.10	0.54	2.26	1.05	10.6	198.8	Clear	No Odor
--	--	--	--	--	--	--	--	--	--	--	--	--
--	--	--	--	--	--	--	--	--	--	--	--	--
--	--	--	--	--	--	--	--	--	--	--	--	--
--	--	--	--	--	--	--	--	--	--	--	--	--
--	--	--	--	--	--	--	--	--	--	--	--	--
--	--	--	--	--	--	--	--	--	--	--	--	--
--	--	--	--	--	--	--	--	--	--	--	--	--
--	--	--	--	--	--	--	--	--	--	--	--	--

* **Turbidity** < 50 NTU and ±10% or within 1 NTU of a previous reading when <10 NTU

Constituents Sampled	Container	Number	Preservative
1,1-DCE, cis-1,2-DCE, trans-1,2-DCE, PCE, TCE, VC	40 mL Glass	3	HCL
1,4-dioxane	40 mL Glass	3	HCL

Comments

None

Well Casing Volumes

Gallons/Foot — *1" = 0.04* | *1.25" = 0.06* | *1.5" = 0.09* | *2" = 0.16* | *2.5" = 0.26* | *3" = 0.37* | *3.5" = 0.50* | *4" = 0.65* | *6" = 1.47*

Well Information

Well Location:	12033 Stark; front yard	Well Locked at Arrival:	yes
Condition of Well:	Good	Well Locked at Departure:	yes
Well Completion:	Flush mount	Lock Functioning:	yes

ARCADIS

SHALLOW LOW-FLOW GROUNDWATER SAMPLING FORM

Project No.	30050315.402.01	Well ID	MW-145S			Date	5-5-21
Project Name/Location		Ford LTP		Weather	46.0 degrees F and Cloudy. The wind is blowing N/NW at 8.1 mph.		
Measuring Pt. Description	Top of Casing	Screen Setting (ft-bmp)	6-11	Casing Diameter (in.)	2	Well Material	PVC
Static Water Level (ft-bmp)	7.14	Total Depth (ft-bmp)	9.95	Water Column (ft.)	2.81	Gallons in Well	0.46
		Pump Intake (ft-bmp)	8.64	Purge Method	Low-Flow	Sample Method	Grab
		Well Volumes Purged	2.67				
Sample Time: Label	13:43	Volume Purged	1.23 gallons	Replicate/Code No.	--	Sampled by	Andrew Banitt
Purge Start	13:05						
Purge End	13:46						

Time	Minutes Elapsed between Readings	Flow Rate (mL/min) [100-300 mL/min]	Depth to Water (ft) [± 0.3]	Total Gallons Purged	pH [± 0.1]	Cond. (mS/cm) [± 3%]	Turbidity (NTU) [± 10%*]	DO (mg/L) [± 10%]	Temp. (°C) [± 3%]	Redox (mV) [± 10mV]	Appearance	
											Color	Odor
13:06	0	150	7.21	0.00	7.49	0.86	1.52	2.32	10.2	55.9	Clear	No Odor
13:11	5	135	7.21	0.20	7.09	0.83	1.97	0.32	10.0	29.9	Clear	No Odor
13:16	5	130	7.21	0.38	7.03	0.87	2.61	0.33	10.0	-11.7	Clear	No Odor
13:21	5	125	7.21	0.55	7.02	0.89	0.02	0.13	9.9	-31.7	Clear	No Odor
13:26	5	125	7.21	0.72	7.03	0.91	0.02	0.18	9.9	-37.7	Clear	No Odor
13:31	5	125	7.21	0.89	7.05	0.92	0.02	0.16	9.8	-39.9	Clear	No Odor
13:36	5	125	7.22	1.06	7.06	0.94	0.02	0.17	9.9	-38.7	Clear	No Odor
13:41	5	125	7.22	1.23	7.07	0.94	0.02	0.13	9.9	-37.7	Clear	No Odor
--	--	--	--	--	--	--	--	--	--	--	--	--
--	--	--	--	--	--	--	--	--	--	--	--	--
--	--	--	--	--	--	--	--	--	--	--	--	--
--	--	--	--	--	--	--	--	--	--	--	--	--
--	--	--	--	--	--	--	--	--	--	--	--	--
--	--	--	--	--	--	--	--	--	--	--	--	--
--	--	--	--	--	--	--	--	--	--	--	--	--
--	--	--	--	--	--	--	--	--	--	--	--	--
--	--	--	--	--	--	--	--	--	--	--	--	--
--	--	--	--	--	--	--	--	--	--	--	--	--
--	--	--	--	--	--	--	--	--	--	--	--	--

* **Turbidity** < 50 NTU and ±10% or within 1 NTU of a previous reading when <10 NTU

Constituents Sampled	Container	Number	Preservative
1,1-DCE, cis-1,2-DCE, trans-1,2-DCE, PCE, TCE, VC	40 mL Glass	3	HCL
1,4-dioxane	40 mL Glass	3	HCL

Comments

None

Well Casing Volumes

Gallons/Foot — *1" = 0.04* | *1.25" = 0.06* | *1.5" = 0.09* | *2" = 0.16* | *2.5" = 0.26* | *3" = 0.37* | *3.5" = 0.50* | *4" = 0.65* | *6" = 1.47*

Well Information

Well Location:	12087 Stark; backyard	Well Locked at Arrival:	yes
Condition of Well:	Good	Well Locked at Departure:	yes
Well Completion:	Flush mount	Lock Functioning:	yes

ARCADIS

SHALLOW LOW-FLOW GROUNDWATER SAMPLING FORM

Project No.	30050315.402.01	Well ID	MW-146S			Date	5-5-21
Project Name/Location		Ford LTP		Weather	45.0 degrees F and Cloudy. The wind is blowing N/NW at 10.3 mph.		
Measuring Pt. Description	Top of Casing	Screen Setting (ft-bmp)	6-11	Casing Diameter (in.)	2	Well Material	PVC
Static Water Level (ft-bmp)	5.96	Total Depth (ft-bmp)	9.84	Water Column (ft.)	3.88	Gallons in Well	0.63
		Pump Intake (ft-bmp)	7.46	Purge Method	Low-Flow	Sample Method	Grab
		Well Volumes Purged	3.22				
Sample Time: Label	12:24	Volume Purged	2.03 gallons	Replicate/Code No.	--	Sampled by	Andrew Banitt
Purge Start	11:20						
Purge End	12:28						

Time	Minutes Elapsed between Readings	Flow Rate (mL/min) [100-300 mL/min]	Depth to Water (ft) [± 0.3]	Total Gallons Purged	pH [± 0.1]	Cond. (mS/cm) [± 3%]	Turbidity (NTU) [± 10%*]	DO (mg/L) [± 10%]	Temp. (°C) [± 3%]	Redox (mV) [± 10mV]	Appearance	
											Color	Odor
11:22	0	120	6.19	0.00	7.19	0.36	103.00	10.10	11.4	77.5	Clear	No Odor
11:27	5	130	6.20	0.16	7.50	0.39	58.20	6.55	11.3	67.1	Clear	No Odor
11:32	5	125	6.20	0.33	7.19	0.81	17.70	3.81	11.1	62.1	Clear	No Odor
11:37	5	125	6.20	0.50	7.07	0.98	8.24	2.64	11.0	62.3	Clear	No Odor
11:42	5	125	6.21	0.67	7.01	1.14	10.60	1.70	10.9	60.8	Clear	No Odor
11:47	5	125	6.21	0.84	7.00	1.20	7.24	1.38	10.9	57.5	Clear	No Odor
11:52	5	125	6.21	1.01	6.98	1.27	0.02	0.99	10.8	54.8	Clear	No Odor
11:57	5	125	6.21	1.18	6.97	1.35	0.02	0.76	10.8	51.8	Clear	No Odor
12:02	5	125	6.21	1.35	6.96	1.39	0.02	0.65	10.9	52.6	Clear	No Odor
12:07	5	125	6.21	1.52	6.97	1.43	0.02	0.64	10.9	49.8	Clear	No Odor
12:12	5	125	6.21	1.69	6.97	1.47	0.02	0.57	10.9	46.6	Clear	No Odor
12:17	5	125	6.22	1.86	6.97	1.50	0.02	0.58	10.9	45.9	Clear	No Odor
12:22	5	125	6.21	2.03	6.93	1.52	0.02	0.56	10.9	47.5	Clear	No Odor
--	--	--	--	--	--	--	--	--	--	--	--	--
--	--	--	--	--	--	--	--	--	--	--	--	--
--	--	--	--	--	--	--	--	--	--	--	--	--
--	--	--	--	--	--	--	--	--	--	--	--	--
--	--	--	--	--	--	--	--	--	--	--	--	--
--	--	--	--	--	--	--	--	--	--	--	--	--
--	--	--	--	--	--	--	--	--	--	--	--	--
--	--	--	--	--	--	--	--	--	--	--	--	--

* **Turbidity** < 50 NTU and ±10% or within 1 NTU of a previous reading when <10 NTU

Constituents Sampled	Container	Number	Preservative
1,1-DCE, cis-1,2-DCE, trans-1,2-DCE, PCE, TCE, VC	40 mL Glass	3	HCL
1,4-dioxane	40 mL Glass	3	HCL

Comments

None

Well Casing Volumes

Gallons/Foot — *1" = 0.04* | *1.25" = 0.06* | *1.5" = 0.09* | *2" = 0.16* | *2.5" = 0.26* | *3" = 0.37* | *3.5" = 0.50* | *4" = 0.65* | *6" = 1.47*

Well Information

Well Location:	34367 Capitol; front yard	Well Locked at Arrival:	yes
Condition of Well:	Good	Well Locked at Departure:	yes
Well Completion:	Flush mount	Lock Functioning:	yes

ARCADIS

SHALLOW LOW-FLOW GROUNDWATER SAMPLING FORM

Project No.	30050315.402.01	Well ID	MW-147S			Date	5-5-21
Project Name/Location		Ford LTP		Weather	44.1 degrees F and Cloudy. The wind is blowing NW at 13.9 mph.		
Measuring Pt. Description	Top of Casing	Screen Setting (ft-bmp)	2-7	Casing Diameter (in.)	2	Well Material	PVC
Static Water Level (ft-bmp)	4.41	Total Depth (ft-bmp)	6.75	Water Column (ft.)	2.34	Gallons in Well	0.38
		Pump Intake (ft-bmp)	5.91	Purge Method	Low-Flow	Sample Method	Grab
		Well Volumes Purged	3.74				
Sample Time: Label	9:31	Volume Purged	1.42 gallons	Replicate/Code No.	--	Sampled by	Andrew Banitt
Purge Start	8:48						
Purge End	9:37						

Time	Minutes Elapsed between Readings	Flow Rate (mL/min) [100-300 mL/min]	Depth to Water (ft) [± 0.3]	Total Gallons Purged	pH [± 0.1]	Cond. (mS/cm) [± 3%]	Turbidity (NTU) [± 10%*]	DO (mg/L) [± 10%]	Temp. (°C) [± 3%]	Redox (mV) [± 10mV]	Appearance	
											Color	Odor
8:49	0	150	4.57	0.00	6.42	1.06	0.02	2.35	10.0	198.3	Clear	No Odor
8:54	5	150	4.62	0.20	6.47	1.24	0.02	2.52	9.9	166.6	Clear	No Odor
8:59	5	130	4.60	0.40	6.66	1.39	0.02	0.63	9.8	93.9	Clear	No Odor
9:04	5	125	4.60	0.57	6.78	1.42	0.02	0.47	9.8	67.3	Clear	No Odor
9:09	5	125	4.61	0.74	6.85	1.44	0.02	0.44	9.8	39.2	Clear	No Odor
9:14	5	125	4.61	0.91	6.90	1.45	0.02	0.34	9.8	22.4	Clear	No Odor
9:19	5	128	4.61	1.08	6.94	1.46	0.02	0.34	9.7	13.0	Clear	No Odor
9:24	5	125	4.61	1.25	6.96	1.44	0.02	0.38	9.8	6.6	Clear	No Odor
9:29	5	128	4.61	1.42	6.98	1.47	0.02	0.28	9.8	4.0	Clear	No Odor
--	--	--	--	--	--	--	--	--	--	--	--	--
--	--	--	--	--	--	--	--	--	--	--	--	--
--	--	--	--	--	--	--	--	--	--	--	--	--
--	--	--	--	--	--	--	--	--	--	--	--	--
--	--	--	--	--	--	--	--	--	--	--	--	--
--	--	--	--	--	--	--	--	--	--	--	--	--
--	--	--	--	--	--	--	--	--	--	--	--	--
--	--	--	--	--	--	--	--	--	--	--	--	--
--	--	--	--	--	--	--	--	--	--	--	--	--
--	--	--	--	--	--	--	--	--	--	--	--	--
--	--	--	--	--	--	--	--	--	--	--	--	--

* **Turbidity** < 50 NTU and ±10% or within 1 NTU of a previous reading when <10 NTU

Constituents Sampled	Container	Number	Preservative
1,1-DCE, cis-1,2-DCE, trans-1,2-DCE, PCE, TCE, VC	40 mL Glass	3	HCL
1,4-dioxane	40 mL Glass	3	HCL

Comments

None

Well Casing Volumes

Gallons/Foot — *1" = 0.04* | *1.25" = 0.06* | *1.5" = 0.09* | *2" = 0.16* | *2.5" = 0.26* | *3" = 0.37* | *3.5" = 0.50* | *4" = 0.65* | *6" = 1.47*

Well Information

Well Location:	34401 Capitol; front yard	Well Locked at Arrival:	yes
Condition of Well:	Good	Well Locked at Departure:	yes
Well Completion:	Flush mount	Lock Functioning:	yes

ARCADIS

SHALLOW LOW-FLOW GROUNDWATER SAMPLING FORM

Project No.	30050315.402.01	Well ID	MW-148S			Date	5-19-21
Project Name/Location	Ford LTP			Weather	81.0 degrees F and Mostly Cloudy. The wind is blowing S/SE at 12.8 mph.		
Measuring Pt. Description	Top of Casing	Screen Setting (ft-bmp)	2-7	Casing Diameter (in.)	2	Well Material	PVC
Static Water Level (ft-bmp)	3.38	Total Depth (ft-bmp)	6.33	Water Column (ft.)	2.95	Gallons in Well	0.48
		Pump Intake (ft-bmp)	4.88	Purge Method	Low-Flow	Sample Method	Grab
		Well Volumes Purged	3.35				
Sample Time: Label	15:07	Volume Purged	1.61 gallons	Replicate/Code No.	--	Sampled by	Allyson Hartz
Purge Start	14:28						
Purge End	15:13						

Time	Minutes Elapsed between Readings	Flow Rate (mL/min) [100-300 mL/min]	Depth to Water (ft) [± 0.3]	Total Gallons Purged	pH [± 0.1]	Cond. (mS/cm) [± 3%]	Turbidity (NTU) [± 10%*]	DO (mg/L) [± 10%]	Temp. (°C) [± 3%]	Redox (mV) [± 10mV]	Appearance	
											Color	Odor
14:30	0	175	3.46	0.00	7.11	1.67	13.00	0.82	13.0	-10.8	Clear	No Odor
14:35	5	175	3.46	0.23	7.12	1.75	3.88	0.23	12.4	-21.2	Clear	No Odor
14:40	5	175	3.46	0.46	7.14	1.74	3.47	0.17	12.4	-30.2	Clear	No Odor
14:45	5	175	3.46	0.69	7.14	1.75	4.22	0.14	12.5	-32.5	Clear	No Odor
14:50	5	175	3.46	0.92	7.14	1.75	3.07	0.17	12.5	-35.5	Clear	No Odor
14:55	5	175	3.46	1.15	7.15	1.76	3.67	0.13	12.1	-37.1	Clear	No Odor
15:00	5	175	3.46	1.38	7.15	1.76	2.41	0.11	12.2	-38.4	Clear	No Odor
15:05	5	175	3.46	1.61	7.16	1.76	1.47	0.11	12.4	-39.0	Clear	No Odor
--	--	--	--	--	--	--	--	--	--	--	--	--
--	--	--	--	--	--	--	--	--	--	--	--	--
--	--	--	--	--	--	--	--	--	--	--	--	--
--	--	--	--	--	--	--	--	--	--	--	--	--
--	--	--	--	--	--	--	--	--	--	--	--	--
--	--	--	--	--	--	--	--	--	--	--	--	--
--	--	--	--	--	--	--	--	--	--	--	--	--
--	--	--	--	--	--	--	--	--	--	--	--	--
--	--	--	--	--	--	--	--	--	--	--	--	--
--	--	--	--	--	--	--	--	--	--	--	--	--
--	--	--	--	--	--	--	--	--	--	--	--	--
--	--	--	--	--	--	--	--	--	--	--	--	--

* **Turbidity** < 50 NTU and ±10% or within 1 NTU of a previous reading when <10 NTU

Constituents Sampled	Container	Number	Preservative
1,1-DCE, cis-1,2-DCE, trans-1,2-DCE, PCE, TCE, VC	40 mL Glass	3	HCL
1,4-dioxane	40 mL Glass	3	HCL

Comments

None

Well Casing Volumes

Gallons/Foot — *1" = 0.04* | *1.25" = 0.06* | *1.5" = 0.09* | *2" = 0.16* | *2.5" = 0.26* | *3" = 0.37* | *3.5" = 0.50* | *4" = 0.65* | *6" = 1.47*

Well Information

Well Location:	12088 Brewster, side yard	Well Locked at Arrival:	yes
Condition of Well:	Good	Well Locked at Departure:	yes
Well Completion:	Flush mount	Lock Functioning:	yes

ARCADIS

SHALLOW LOW-FLOW GROUNDWATER SAMPLING FORM

Project No.	30050315.402.01	Well ID	MW-149S			Date	5-18-21
Project Name/Location		Ford LTP		Weather	69.1 degrees F and Mostly Clear. The wind is blowing at 3.4 mph.		
Measuring Pt. Description	Top of Casing	Screen Setting (ft-bmp)	2-7	Casing Diameter (in.)	2	Well Material	PVC
Static Water Level (ft-bmp)	2.37	Total Depth (ft-bmp)	6.49	Water Column (ft.)	4.12	Gallons in Well	0.67
		Pump Intake (ft-bmp)	3.87	Purge Method	Low-Flow	Sample Method	Grab
		Well Volumes Purged	2.06				
Sample Time: Label	10:20	Volume Purged	1.38 gallons	Replicate/Code No.	--	Sampled by	Allyson Hartz
Purge Start	9:49						
Purge End	10:23						

Time	Minutes Elapsed between Readings	Flow Rate (mL/min) [100-300 mL/min]	Depth to Water (ft) [± 0.3]	Total Gallons Purged	pH [± 0.1]	Cond. (mS/cm) [± 3%]	Turbidity (NTU) [± 10%*]	DO (mg/L) [± 10%]	Temp. (°C) [± 3%]	Redox (mV) [± 10mV]	Appearance	
											Color	Odor
9:50	0	175	2.45	0.00	7.08	1.95	1.29	1.70	11.4	3.4	Clear	No Odor
9:55	5	175	2.45	0.23	7.05	1.95	0.22	0.24	11.3	-12.8	Clear	No Odor
10:00	5	175	2.45	0.46	7.05	1.97	0.02	0.11	11.1	-20.4	Clear	No Odor
10:05	5	175	2.45	0.69	7.05	1.98	0.02	0.12	11.1	-26.6	Clear	No Odor
10:10	5	175	2.45	0.92	7.05	2.00	0.02	0.38	11.1	-29.4	Clear	No Odor
10:15	5	175	2.45	1.15	7.06	2.02	0.02	0.16	11.1	-31.5	Clear	No Odor
10:20	5	175	2.45	1.38	7.06	2.06	0.02	0.12	11.2	-31.7	Clear	No Odor
--	--	--	--	--	--	--	--	--	--	--	--	--
--	--	--	--	--	--	--	--	--	--	--	--	--
--	--	--	--	--	--	--	--	--	--	--	--	--
--	--	--	--	--	--	--	--	--	--	--	--	--
--	--	--	--	--	--	--	--	--	--	--	--	--
--	--	--	--	--	--	--	--	--	--	--	--	--
--	--	--	--	--	--	--	--	--	--	--	--	--
--	--	--	--	--	--	--	--	--	--	--	--	--
--	--	--	--	--	--	--	--	--	--	--	--	--
--	--	--	--	--	--	--	--	--	--	--	--	--
--	--	--	--	--	--	--	--	--	--	--	--	--
--	--	--	--	--	--	--	--	--	--	--	--	--

* **Turbidity** < 50 NTU and ±10% or within 1 NTU of a previous reading when <10 NTU

Constituents Sampled	Container	Number	Preservative
1,1-DCE, cis-1,2-DCE, trans-1,2-DCE, PCE, TCE, VC	40 mL Glass	3	HCL
1,4-dioxane	40 mL Glass	3	HCL

Comments

None

Well Casing Volumes

Gallons/Foot — *1" = 0.04* | *1.25" = 0.06* | *1.5" = 0.09* | *2" = 0.16* | *2.5" = 0.26* | *3" = 0.37* | *3.5" = 0.50* | *4" = 0.65* | *6" = 1.47*

Well Information

Well Location:	34450 Beacon, backyard	Well Locked at Arrival:	yes
Condition of Well:	Good	Well Locked at Departure:	yes
Well Completion:	Flush mount	Lock Functioning:	yes

ARCADIS

SHALLOW LOW-FLOW GROUNDWATER SAMPLING FORM

Project No.	30050315.402.01	Well ID	MW-150S			Date	5-18-21
Project Name/Location		Ford LTP		Weather	72.0 degrees F and Partly Cloudy. The wind is blowing E/SE at 5.8 mph.		
Measuring Pt. Description	Top of Casing	Screen Setting (ft-bmp)	2-7	Casing Diameter (in.)	2	Well Material	PVC
Static Water Level (ft-bmp)	4.52	Total Depth (ft-bmp)	6.73	Water Column (ft.)	2.21	Gallons in Well	0.36
		Pump Intake (ft-bmp)	6.02	Purge Method	Low-Flow	Sample Method	Grab
		Well Volumes Purged	4.47				
Sample Time: Label	12:45	Volume Purged	1.61 gallons	Replicate/Code No.	DUP-15	Sampled by	Allyson Hartz
Purge Start	12:09						
Purge End	12:53						

Time	Minutes Elapsed between Readings	Flow Rate (mL/min) [100-300 mL/min]	Depth to Water (ft) [± 0.3]	Total Gallons Purged	pH [± 0.1]	Cond. (mS/cm) [± 3%]	Turbidity (NTU) [± 10%*]	DO (mg/L) [± 10%]	Temp. (°C) [± 3%]	Redox (mV) [± 10mV]	Appearance	
											Color	Odor
12:10	0	175	4.56	0.00	6.94	1.93	7.43	0.68	11.5	137.5	Clear	No Odor
12:15	5	175	4.56	0.23	7.00	2.18	6.43	0.33	11.2	118.9	Clear	No Odor
12:20	5	175	4.56	0.46	7.04	2.22	3.33	0.20	11.2	100.1	Clear	No Odor
12:25	5	175	4.56	0.69	7.06	2.22	3.87	0.15	11.1	74.6	Clear	No Odor
12:30	5	175	4.56	0.92	7.06	2.22	3.04	0.46	11.0	61.8	Clear	No Odor
12:35	5	175	4.56	1.15	7.06	2.22	4.15	0.38	11.0	52.9	Clear	No Odor
12:40	5	175	4.56	1.38	7.06	2.22	1.25	0.23	11.1	50.2	Clear	No Odor
12:45	5	175	4.56	1.61	7.07	2.22	2.18	0.16	11.0	47.3	Clear	No Odor
--	--	--	--	--	--	--	--	--	--	--	--	--
--	--	--	--	--	--	--	--	--	--	--	--	--
--	--	--	--	--	--	--	--	--	--	--	--	--
--	--	--	--	--	--	--	--	--	--	--	--	--
--	--	--	--	--	--	--	--	--	--	--	--	--
--	--	--	--	--	--	--	--	--	--	--	--	--
--	--	--	--	--	--	--	--	--	--	--	--	--
--	--	--	--	--	--	--	--	--	--	--	--	--
--	--	--	--	--	--	--	--	--	--	--	--	--
--	--	--	--	--	--	--	--	--	--	--	--	--
--	--	--	--	--	--	--	--	--	--	--	--	--

* **Turbidity** < 50 NTU and ±10% or within 1 NTU of a previous reading when <10 NTU

Constituents Sampled	Container	Number	Preservative
1,1-DCE, cis-1,2-DCE, trans-1,2-DCE, PCE, TCE, VC	40 mL Glass	6	HCL
1,4-dioxane	40 mL Glass	6	HCL

Comments

None

Well Casing Volumes

Gallons/Foot — *1" = 0.04* | *1.25" = 0.06* | *1.5" = 0.09* | *2" = 0.16* | *2.5" = 0.26* | *3" = 0.37* | *3.5" = 0.50* | *4" = 0.65* | *6" = 1.47*

Well Information

Well Location:	34380 Beacon, backyard	Well Locked at Arrival:	yes
Condition of Well:	Good	Well Locked at Departure:	yes
Well Completion:	Flush mount	Lock Functioning:	yes

ARCADIS

SHALLOW LOW-FLOW GROUNDWATER SAMPLING FORM

Project No.	30050315.402.01	Well ID	MW-151S			Date	5-19-21
Project Name/Location	Ford LTP			Weather	66.9 degrees F and Mostly Cloudy. The wind is blowing S/SE at 3.4 mph.		
Measuring Pt. Description	Top of Casing	Screen Setting (ft-bmp)	2.5-7.5	Casing Diameter (in.)	2	Well Material	PVC
Static Water Level (ft-bmp)	3.39	Total Depth (ft-bmp)	6.93	Water Column (ft.)	3.54	Gallons in Well	0.58
		Pump Intake (ft-bmp)	4.89	Purge Method	Low-Flow	Sample Method	Grab
		Well Volumes Purged	3.17				
Sample Time: Label	10:15	Volume Purged	1.84 gallons	Replicate/Code No.	--	Sampled by	Allyson Hartz
Purge Start	9:34						
Purge End	10:19						

Time	Minutes Elapsed between Readings	Flow Rate (mL/min) [100-300 mL/min]	Depth to Water (ft) [± 0.3]	Total Gallons Purged	pH [± 0.1]	Cond. (mS/cm) [± 3%]	Turbidity (NTU) [± 10%*]	DO (mg/L) [± 10%]	Temp. (°C) [± 3%]	Redox (mV) [± 10mV]	Appearance	
											Color	Odor
9:35	0	175	3.42	0.00	7.18	1.74	11.60	0.15	12.5	-57.5	Clear	No Odor
9:40	5	175	3.42	0.23	7.18	1.74	154.00	0.13	12.5	-59.4	Cloudy, Orange, Small Orange Particulates	No Odor
9:45	5	175	3.42	0.46	7.19	1.75	22.40	0.06	12.1	-63.2	Clear	No Odor
9:50	5	175	3.42	0.69	7.19	1.75	8.41	0.06	12.0	-63.5	Clear, Small Orange Particulates	No Odor
9:55	5	175	3.42	0.92	7.20	1.75	7.43	0.06	12.0	-64.7	Clear, Small Orange Particulates	No Odor
10:00	5	175	3.42	1.15	7.20	1.75	7.10	0.06	12.1	-65.3	Clear	No Odor
10:05	5	175	3.42	1.38	7.19	1.76	2.47	0.19	12.2	-64.9	Clear	No Odor
10:10	5	175	3.42	1.61	7.20	1.77	3.60	0.06	12.2	-66.4	Clear	No Odor
10:15	5	175	3.42	1.84	7.20	1.78	2.92	0.05	12.4	-67.1	Clear	No Odor
--	--	--	--	--	--	--	--	--	--	--	--	--
--	--	--	--	--	--	--	--	--	--	--	--	--
--	--	--	--	--	--	--	--	--	--	--	--	--
--	--	--	--	--	--	--	--	--	--	--	--	--
--	--	--	--	--	--	--	--	--	--	--	--	--
--	--	--	--	--	--	--	--	--	--	--	--	--
--	--	--	--	--	--	--	--	--	--	--	--	--
--	--	--	--	--	--	--	--	--	--	--	--	--
--	--	--	--	--	--	--	--	--	--	--	--	--
--	--	--	--	--	--	--	--	--	--	--	--	--
--	--	--	--	--	--	--	--	--	--	--	--	--

* **Turbidity** < 50 NTU and ±10% or within 1 NTU of a previous reading when <10 NTU

Constituents Sampled	Container	Number	Preservative
1,1-DCE, cis-1,2-DCE, trans-1,2-DCE, PCE, TCE, VC	40 mL Glass	3	HCL
1,4-dioxane	40 mL Glass	3	HCL

Comments

None

Well Casing Volumes

Gallons/Foot — *1" = 0.04* | *1.25" = 0.06* | *1.5" = 0.09* | *2" = 0.16* | *2.5" = 0.26* | *3" = 0.37* | *3.5" = 0.50* | *4" = 0.65* | *6" = 1.47*

Well Information

Well Location:	12091 Brewster, backyard	Well Locked at Arrival:	yes
Condition of Well:	Good	Well Locked at Departure:	yes
Well Completion:	Flush mount	Lock Functioning:	yes

ARCADIS

SHALLOW LOW-FLOW GROUNDWATER SAMPLING FORM

Project No.	30050315.402.01	Well ID	MW-152S			Date	5-14-21
Project Name/Location		Ford LTP		Weather	66.9 degrees F and Clear. The wind is blowing WSW at 4.7 mph.		
Measuring Pt. Description	Top of Casing	Screen Setting (ft-bmp)	2.5-7.5	Casing Diameter (in.)	2	Well Material	PVC
Static Water Level (ft-bmp)	4.50	Total Depth (ft-bmp)	6.66	Water Column (ft.)	2.16	Gallons in Well	0.35
		Pump Intake (ft-bmp)	6.00	Purge Method	Low-Flow	Sample Method	Grab
		Well Volumes Purged	6.86				
Sample Time: Label	14:30	Volume Purged	2.4 gallons	Replicate/Code No.	--	Sampled by	Emma Witherspoon
Purge Start	13:27						
Purge End	14:35						

Time	Minutes Elapsed between Readings	Flow Rate (mL/min) [100-300 mL/min]	Depth to Water (ft) [± 0.3]	Total Gallons Purged	pH [± 0.1]	Cond. (mS/cm) [± 3%]	Turbidity (NTU) [± 10%*]	DO (mg/L) [± 10%]	Temp. (°C) [± 3%]	Redox (mV) [± 10mV]	Appearance	
											Color	Odor
13:30	0	150	4.65	0.00	7.49	0.89	179.00	2.03	12.4	67.0	Cloudy	No Odor
13:35	5	150	4.65	0.20	7.34	0.72	181.00	2.93	12.6	31.3	Cloudy	No Odor
13:40	5	150	4.65	0.40	7.31	0.74	124.00	2.97	12.4	28.1	Cloudy	No Odor
13:45	5	150	4.65	0.60	7.25	0.83	47.60	1.84	12.6	11.1	Cloudy	No Odor
13:50	5	150	4.65	0.80	7.26	0.85	71.20	1.38	11.8	3.4	Cloudy	No Odor
13:55	5	150	4.65	1.00	7.23	0.86	52.20	1.30	11.8	-7.0	Cloudy	No Odor
14:00	5	150	4.65	1.20	7.22	0.91	33.00	0.94	11.5	-15.4	Cloudy	No Odor
14:05	5	150	4.65	1.40	7.22	0.93	23.60	0.63	11.4	-24.6	Cloudy	No Odor
14:10	5	150	4.65	1.60	7.21	0.93	18.40	0.49	11.2	-29.9	Cloudy	No Odor
14:15	5	150	4.65	1.80	7.21	0.94	15.90	0.43	11.2	-33.3	Cloudy	No Odor
14:20	5	150	4.65	2.00	7.21	0.94	9.23	0.34	11.3	-36.9	Clear	No Odor
14:25	5	150	4.65	2.20	7.21	0.93	7.64	0.23	11.3	-41.6	Clear	No Odor
14:30	5	150	4.65	2.40	7.21	0.93	4.63	0.23	11.1	-44.4	Clear	No Odor
--	--	--	--	--	--	--	--	--	--	--	--	--
--	--	--	--	--	--	--	--	--	--	--	--	--
--	--	--	--	--	--	--	--	--	--	--	--	--
--	--	--	--	--	--	--	--	--	--	--	--	--
--	--	--	--	--	--	--	--	--	--	--	--	--
--	--	--	--	--	--	--	--	--	--	--	--	--
--	--	--	--	--	--	--	--	--	--	--	--	--
--	--	--	--	--	--	--	--	--	--	--	--	--

* **Turbidity** < 50 NTU and ±10% or within 1 NTU of a previous reading when <10 NTU

Constituents Sampled	Container	Number	Preservative
1,1-DCE, cis-1,2-DCE, trans-1,2-DCE, PCE, TCE, VC	40 mL Glass	3	HCL
1,4-dioxane	40 mL Glass	3	HCL

Comments

None

Well Casing Volumes

Gallons/Foot — *1" = 0.04* | *1.25" = 0.06* | *1.5" = 0.09* | *2" = 0.16* | *2.5" = 0.26* | *3" = 0.37* | *3.5" = 0.50* | *4" = 0.65* | *6" = 1.47*

Well Information

Well Location:	34450 Beacon; back yard	Well Locked at Arrival:	yes
Condition of Well:	Good	Well Locked at Departure:	yes
Well Completion:	Flush mount	Lock Functioning:	yes

ARCADIS

SHALLOW LOW-FLOW GROUNDWATER SAMPLING FORM

Project No.	30050315.402.01	Well ID	MW-153S			Date	5-7-21
Project Name/Location	Ford LTP			Weather	48.0 degrees F and Partly Cloudy. The wind is blowing W at 4.7 mph.		
Measuring Pt. Description	Top of Casing	Screen Setting (ft-bmp)	2-7	Casing Diameter (in.)	2	Well Material	PVC
Static Water Level (ft-bmp)	3.19	Total Depth (ft-bmp)	6.01	Water Column (ft.)	2.82	Gallons in Well	0.46
		Pump Intake (ft-bmp)	4.69	Purge Method	Low-Flow	Sample Method	Grab
		Well Volumes Purged	4.50				
Sample Time: Label	10:20	Volume Purged	2.07 gallons	Replicate/Code No.	--	Sampled by	Allyson Hartz
Purge Start	9:34						
Purge End	10:24						

Time	Minutes Elapsed between Readings	Flow Rate (mL/min) [100-300 mL/min]	Depth to Water (ft) [± 0.3]	Total Gallons Purged	pH [± 0.1]	Cond. (mS/cm) [± 3%]	Turbidity (NTU) [± 10%*]	DO (mg/L) [± 10%]	Temp. (°C) [± 3%]	Redox (mV) [± 10mV]	Appearance	
											Color	Odor
9:35	0	175	3.25	0.00	7.21	0.89	8.98	0.64	11.4	211.0	Clear	No Odor
9:40	5	175	3.25	0.23	7.17	0.89	2.85	0.15	11.0	183.3	Clear	No Odor
9:45	5	175	3.25	0.46	7.20	0.89	1.95	0.11	10.9	150.3	Clear	No Odor
9:50	5	175	3.25	0.69	7.21	0.88	0.94	0.08	10.8	124.9	Clear	No Odor
9:55	5	175	3.25	0.92	7.21	0.88	0.30	0.16	10.8	95.6	Clear	No Odor
10:00	5	175	3.25	1.15	7.22	0.88	0.02	0.06	10.8	77.0	Clear	No Odor
10:05	5	175	3.25	1.38	7.23	0.88	0.02	0.04	10.8	54.5	Clear	No Odor
10:10	5	175	3.25	1.61	7.23	0.88	0.02	0.06	10.8	46.7	Clear	No Odor
10:15	5	175	3.25	1.84	7.23	0.88	0.02	0.05	10.7	41.7	Clear	No Odor
10:20	5	175	3.25	2.07	7.23	0.88	0.02	0.05	10.6	38.3	Clear	No Odor
--	--	--	--	--	--	--	--	--	--	--	--	--
--	--	--	--	--	--	--	--	--	--	--	--	--
--	--	--	--	--	--	--	--	--	--	--	--	--
--	--	--	--	--	--	--	--	--	--	--	--	--
--	--	--	--	--	--	--	--	--	--	--	--	--
--	--	--	--	--	--	--	--	--	--	--	--	--
--	--	--	--	--	--	--	--	--	--	--	--	--
--	--	--	--	--	--	--	--	--	--	--	--	--
--	--	--	--	--	--	--	--	--	--	--	--	--

* **Turbidity** < 50 NTU and ±10% or within 1 NTU of a previous reading when <10 NTU

Constituents Sampled	Container	Number	Preservative
1,1-DCE, cis-1,2-DCE, trans-1,2-DCE, PCE, TCE, VC	40 mL Glass	3	HCL
1,4-dioxane	40 mL Glass	3	HCL

Comments

None

Well Casing Volumes

Gallons/Foot — *1" = 0.04* | *1.25" = 0.06* | *1.5" = 0.09* | *2" = 0.16* | *2.5" = 0.26* | *3" = 0.37* | *3.5" = 0.50* | *4" = 0.65* | *6" = 1.47*

Well Information

Well Location:	34644 Beacon, backyard	Well Locked at Arrival:	yes
Condition of Well:	Good	Well Locked at Departure:	yes
Well Completion:	Flush mount	Lock Functioning:	yes

ARCADIS

SHALLOW LOW-FLOW GROUNDWATER SAMPLING FORM

Project No.	30050315.402.01	Well ID	MW-154S			Date	5-7-21
Project Name/Location	Ford LTP			Weather	48.0 degrees F and Partly Cloudy. The wind is blowing W at 4.7 mph.		
Measuring Pt. Description	Top of Casing	Screen Setting (ft-bmp)	2-7	Casing Diameter (in.)	2	Well Material	PVC
Static Water Level (ft-bmp)	4.91	Total Depth (ft-bmp)	7.01	Water Column (ft.)	2.10	Gallons in Well	0.34
		Pump Intake (ft-bmp)	6.41	Purge Method	Low-Flow	Sample Method	Grab
		Well Volumes Purged	8.12				
Sample Time: Label	11:50	Volume Purged	2.76 gallons	Replicate/Code No.	--	Sampled by	Allyson Hartz
Purge Start	10:48						
Purge End	11:55						

Time	Minutes Elapsed between Readings	Flow Rate (mL/min) [100-300 mL/min]	Depth to Water (ft) [± 0.3]	Total Gallons Purged	pH [± 0.1]	Cond. (mS/cm) [± 3%]	Turbidity (NTU) [± 10%*]	DO (mg/L) [± 10%]	Temp. (°C) [± 3%]	Redox (mV) [± 10mV]	Appearance	
											Color	Odor
10:50	0	175	4.96	0.00	7.63	0.51	2.16	2.72	10.2	104.4	Clear	No Odor
10:55	5	175	4.96	0.23	7.46	0.81	4.32	1.44	10.0	103.0	Clear	No Odor
11:00	5	175	4.96	0.46	7.39	0.92	2.00	2.57	9.9	97.8	Clear	No Odor
11:05	5	175	4.96	0.69	7.41	0.93	1.54	1.54	9.9	75.3	Clear	No Odor
11:10	5	175	4.96	0.92	7.41	0.95	0.82	1.21	9.9	53.1	Clear	No Odor
11:15	5	175	4.96	1.15	7.40	0.96	0.02	1.21	9.9	35.6	Clear	No Odor
11:20	5	175	4.96	1.38	7.40	0.97	0.02	1.08	9.9	17.2	Clear	No Odor
11:25	5	175	4.96	1.61	7.41	0.97	0.02	1.17	9.9	9.5	Clear	No Odor
11:30	5	175	4.96	1.84	7.41	0.98	0.02	0.48	9.9	2.0	Clear	No Odor
11:35	5	175	4.96	2.07	7.41	0.98	0.02	0.49	9.9	-3.2	Clear	No Odor
11:40	5	175	4.96	2.30	7.41	0.99	0.02	0.42	10.0	-10.3	Clear	No Odor
11:45	5	175	4.96	2.53	7.41	0.99	0.02	0.37	10.1	-14.8	Clear	No Odor
11:50	5	175	4.96	2.76	7.41	0.99	0.02	0.40	10.3	-16.3	Clear	No Odor
--	--	--	--	--	--	--	--	--	--	--	--	--
--	--	--	--	--	--	--	--	--	--	--	--	--
--	--	--	--	--	--	--	--	--	--	--	--	--
--	--	--	--	--	--	--	--	--	--	--	--	--
--	--	--	--	--	--	--	--	--	--	--	--	--
--	--	--	--	--	--	--	--	--	--	--	--	--
--	--	--	--	--	--	--	--	--	--	--	--	--

* **Turbidity** < 50 NTU and ±10% or within 1 NTU of a previous reading when <10 NTU

Constituents Sampled	Container	Number	Preservative
1,1-DCE, cis-1,2-DCE, trans-1,2-DCE, PCE, TCE, VC	40 mL Glass	3	HCL
1,4-dioxane	40 mL Glass	3	HCL

Comments

None

Well Casing Volumes

Gallons/Foot — *1" = 0.04* | *1.25" = 0.06* | *1.5" = 0.09* | *2" = 0.16* | *2.5" = 0.26* | *3" = 0.37* | *3.5" = 0.50* | *4" = 0.65* | *6" = 1.47*

Well Information

Well Location:	34682 Beacon, side yard	Well Locked at Arrival:	yes
Condition of Well:	Good	Well Locked at Departure:	yes
Well Completion:	Flush mount	Lock Functioning:	yes

ARCADIS

SHALLOW LOW-FLOW GROUNDWATER SAMPLING FORM

Project No.	30050315.402.01	Well ID	MW-155S			Date	5-17-21
Project Name/Location		Ford LTP		Weather	66.0 degrees F and Cloudy. The wind is blowing SSE at 3.4 mph.		
Measuring Pt. Description	Top of Casing	Screen Setting (ft-bmp)	2-7	Casing Diameter (in.)	2	Well Material	PVC
Static Water Level (ft-bmp)	4.33	Total Depth (ft-bmp)	6.45	Water Column (ft.)	2.12	Gallons in Well	0.34
		Pump Intake (ft-bmp)	5.83	Purge Method	Low-Flow	Sample Method	Grab
		Well Volumes Purged	6.47				
Sample Time: Label	13:22	Volume Purged	2.2 gallons	Replicate/Code No.	--	Sampled by	Andrew Banitt
Purge Start	12:19						
Purge End	13:25						

Time	Minutes Elapsed between Readings	Flow Rate (mL/min) [100-300 mL/min]	Depth to Water (ft) [± 0.3]	Total Gallons Purged	pH [± 0.1]	Cond. (mS/cm) [± 3%]	Turbidity (NTU) [± 10%*]	DO (mg/L) [± 10%]	Temp. (°C) [± 3%]	Redox (mV) [± 10mV]	Appearance	
											Color	Odor
12:20	0	140	4.38	0.00	6.81	0.89	34.90	5.90	15.0	132.3	Clear	No Odor
12:25	5	130	4.38	0.18	6.47	0.85	11.30	2.44	13.0	139.9	Clear	No Odor
12:30	5	150	4.39	0.35	6.48	0.82	4.73	0.77	12.1	131.8	Clear	No Odor
12:35	5	160	4.39	0.55	6.57	0.80	0.02	0.35	11.6	116.6	Clear	No Odor
12:40	5	160	4.39	0.76	6.67	0.80	0.02	0.13	11.4	95.0	Clear	No Odor
12:45	5	160	4.39	0.97	6.73	0.81	0.02	0.02	11.3	79.5	Clear	No Odor
12:50	5	130	4.38	1.18	6.80	0.82	0.02	0.01	11.7	63.1	Clear	No Odor
12:55	5	130	4.39	1.35	6.86	0.82	0.02	0.02	11.7	50.3	Clear	No Odor
13:00	5	130	4.38	1.52	6.89	0.82	0.02	0.02	11.5	39.2	Clear	No Odor
13:05	5	130	4.38	1.69	6.90	0.82	0.02	0.00	11.5	31.1	Clear	No Odor
13:10	5	130	4.38	1.86	6.90	0.83	0.02	0.01	11.5	24.8	Clear	No Odor
13:15	5	130	4.38	2.03	6.91	0.85	0.02	0.00	11.4	20.2	Clear	No Odor
13:20	5	130	4.38	2.20	6.92	0.83	0.02	0.00	11.5	15.9	Clear	No Odor
--	--	--	--	--	--	--	--	--	--	--	--	--
--	--	--	--	--	--	--	--	--	--	--	--	--
--	--	--	--	--	--	--	--	--	--	--	--	--
--	--	--	--	--	--	--	--	--	--	--	--	--
--	--	--	--	--	--	--	--	--	--	--	--	--
--	--	--	--	--	--	--	--	--	--	--	--	--
--	--	--	--	--	--	--	--	--	--	--	--	--

* **Turbidity** < 50 NTU and ±10% or within 1 NTU of a previous reading when <10 NTU

Constituents Sampled	Container	Number	Preservative
1,1-DCE, cis-1,2-DCE, trans-1,2-DCE, PCE, TCE, VC	40 mL Glass	3	HCL
1,4-dioxane	40 mL Glass	3	HCL

Comments

None

Well Casing Volumes

Gallons/Foot — *1" = 0.04* | *1.25" = 0.06* | *1.5" = 0.09* | *2" = 0.16* | *2.5" = 0.26* | *3" = 0.37* | *3.5" = 0.50* | *4" = 0.65* | *6" = 1.47*

Well Information

Well Location:	12066 Boston Post; side yard	Well Locked at Arrival:	yes
Condition of Well:	Good	Well Locked at Departure:	yes
Well Completion:	Flush mount	Lock Functioning:	yes

ARCADIS

SHALLOW LOW-FLOW GROUNDWATER SAMPLING FORM

Project No.	30050315.402.01	Well ID	MW-156S			Date	5-17-21
Project Name/Location		Ford LTP		Weather	70.0 degrees F and Cloudy. The wind is blowing S/SE at 5.8 mph.		
Measuring Pt. Description	Top of Casing	Screen Setting (ft-bmp)	3-8	Casing Diameter (in.)	2	Well Material	PVC
Static Water Level (ft-bmp)	5.73	Total Depth (ft-bmp)	7.65	Water Column (ft.)	1.92	Gallons in Well	0.31
		Pump Intake (ft-bmp)	7.23	Purge Method	Low-Flow	Sample Method	Grab
		Well Volumes Purged	2.52				
Sample Time: Label	13:36	Volume Purged	0.78 gallons	Replicate/Code No.	--	Sampled by	Gary Schafer
Purge Start	13:03						
Purge End	13:45						

Time	Minutes Elapsed between Readings	Flow Rate (mL/min) [100-300 mL/min]	Depth to Water (ft) [± 0.3]	Total Gallons Purged	pH [± 0.1]	Cond. (mS/cm) [± 3%]	Turbidity (NTU) [± 10%*]	DO (mg/L) [± 10%]	Temp. (°C) [± 3%]	Redox (mV) [± 10mV]	Appearance	
											Color	Odor
13:05	0	100	5.81	0.00	7.33	0.49	9.14	2.62	11.8	-20.7	Clear	No Odor
13:10	5	100	5.82	0.13	7.33	0.48	5.49	2.33	12.0	-17.3	Clear	No Odor
13:15	5	100	5.82	0.26	7.32	0.48	1.96	2.26	11.9	-14.3	Clear	No Odor
13:20	5	100	5.82	0.39	7.32	0.47	1.47	2.26	11.8	-11.5	Clear	No Odor
13:25	5	100	5.82	0.52	7.33	0.46	1.14	2.23	11.9	-10.1	Clear	No Odor
13:30	5	100	5.82	0.65	7.34	0.46	1.38	2.29	11.9	-10.0	Clear	No Odor
13:35	5	100	5.82	0.78	7.35	0.45	1.66	2.30	12.1	-10.3	Clear	No Odor
--	--	--	--	--	--	--	--	--	--	--	--	--
--	--	--	--	--	--	--	--	--	--	--	--	--
--	--	--	--	--	--	--	--	--	--	--	--	--
--	--	--	--	--	--	--	--	--	--	--	--	--
--	--	--	--	--	--	--	--	--	--	--	--	--
--	--	--	--	--	--	--	--	--	--	--	--	--
--	--	--	--	--	--	--	--	--	--	--	--	--
--	--	--	--	--	--	--	--	--	--	--	--	--
--	--	--	--	--	--	--	--	--	--	--	--	--
--	--	--	--	--	--	--	--	--	--	--	--	--
--	--	--	--	--	--	--	--	--	--	--	--	--
--	--	--	--	--	--	--	--	--	--	--	--	--

* **Turbidity** < 50 NTU and ±10% or within 1 NTU of a previous reading when <10 NTU

Constituents Sampled	Container	Number	Preservative
1,1-DCE, cis-1,2-DCE, trans-1,2-DCE, PCE, TCE, VC	40 mL Glass	3	HCL
1,4-dioxane	40 mL Glass	3	HCL

Comments

None

Well Casing Volumes

Gallons/Foot	1" = 0.04	1.25" = 0.06	1.5" = 0.09	2" = 0.16	2.5" = 0.26	3" = 0.37	3.5" = 0.50	4" = 0.65	6" = 1.47

Well Information

Well Location:	12100 Boston Post; Back Yard	Well Locked at Arrival:	yes
Condition of Well:	Good	Well Locked at Departure:	yes
Well Completion:	Flush mount	Lock Functioning:	yes

ARCADIS

SHALLOW LOW-FLOW GROUNDWATER SAMPLING FORM

Project No.	30050315.402.01	Well ID	MW-157S			Date	5-17-21
Project Name/Location		Ford LTP		Weather	71.1 degrees F and Cloudy. The wind is blowing S at 6.9 mph.		
Measuring Pt. Description	Top of Casing	Screen Setting (ft-bmp)	2.5-7.5	Casing Diameter (in.)	2	Well Material	PVC
Static Water Level (ft-bmp)	5.84	Total Depth (ft-bmp)	7.17	Water Column (ft.)	1.33	Gallons in Well	0.22
		Pump Intake (ft-bmp)	6.51	Purge Method	Low-Flow	Sample Method	Grab
		Well Volumes Purged	9.91				
Sample Time: Label	14:52	Volume Purged	2.18 gallons	Replicate/Code No.	--	Sampled by	Andrew Banitt
Purge Start	13:49						
Purge End	14:56						

Time	Minutes Elapsed between Readings	Flow Rate (mL/min) [100-300 mL/min]	Depth to Water (ft) [± 0.3]	Total Gallons Purged	pH [± 0.1]	Cond. (mS/cm) [± 3%]	Turbidity (NTU) [± 10%*]	DO (mg/L) [± 10%]	Temp. (°C) [± 3%]	Redox (mV) [± 10mV]	Appearance	
											Color	Odor
13:50	0	150	5.92	0.00	6.55	0.26	0.02	7.74	12.1	88.0	Clear	No Odor
13:55	5	140	5.96	0.20	6.58	0.24	0.02	6.43	11.4	110.0	Clear	No Odor
14:00	5	140	5.97	0.38	6.84	0.25	0.02	5.69	11.3	103.7	Clear	No Odor
14:05	5	140	5.97	0.56	7.01	0.26	0.02	5.40	11.2	98.3	Clear	No Odor
14:10	5	140	5.97	0.74	7.13	0.27	0.02	5.24	11.2	95.6	Clear	No Odor
14:15	5	140	5.98	0.92	7.23	0.28	0.02	4.98	11.4	94.6	Clear	No Odor
14:20	5	140	5.98	1.10	7.35	0.30	0.02	4.89	11.6	91.8	Clear	No Odor
14:25	5	140	5.99	1.28	7.41	0.32	0.02	4.68	11.7	91.0	Clear	No Odor
14:30	5	140	5.99	1.46	7.42	0.33	0.02	4.54	11.7	91.5	Clear	No Odor
14:35	5	140	5.99	1.64	7.45	0.34	0.02	4.48	11.8	90.6	Clear	No Odor
14:40	5	140	5.99	1.82	7.46	0.35	0.02	4.37	11.7	90.3	Clear	No Odor
14:45	5	140	4.99	2.00	7.46	0.36	0.02	4.34	11.8	90.0	Clear	No Odor
14:50	5	140	5.99	2.18	7.44	0.36	0.02	4.31	11.7	91.2	Clear	No Odor
--	--	--	--	--	--	--	--	--	--	--	--	--
--	--	--	--	--	--	--	--	--	--	--	--	--
--	--	--	--	--	--	--	--	--	--	--	--	--
--	--	--	--	--	--	--	--	--	--	--	--	--
--	--	--	--	--	--	--	--	--	--	--	--	--
--	--	--	--	--	--	--	--	--	--	--	--	--
--	--	--	--	--	--	--	--	--	--	--	--	--
--	--	--	--	--	--	--	--	--	--	--	--	--

* **Turbidity** < 50 NTU and ±10% or within 1 NTU of a previous reading when <10 NTU

Constituents Sampled	Container	Number	Preservative
1,1-DCE, cis-1,2-DCE, trans-1,2-DCE, PCE, TCE, VC	40 mL Glass	3	HCL
1,4-dioxane	40 mL Glass	3	HCL

Comments

None

Well Casing Volumes

Gallons/Foot	1" = 0.04	1.25" = 0.06	1.5" = 0.09	2" = 0.16	2.5" = 0.26	3" = 0.37	3.5" = 0.50	4" = 0.65	6" = 1.47

Well Information

Well Location:	12067 Boston Post; front yard	Well Locked at Arrival:	yes
Condition of Well:	Good	Well Locked at Departure:	yes
Well Completion:	Flush mount	Lock Functioning:	yes

ARCADIS

SHALLOW LOW-FLOW GROUNDWATER SAMPLING FORM

Project No.	30050315.402.01	Well ID	MW-158S			Date	5-4-21
Project Name/Location	Ford LTP			Weather	62.1 degrees F and Cloudy. The wind is blowing W/NW at 15.0 mph.		
Measuring Pt. Description	Top of Casing	Screen Setting (ft-bmp)	2.5-7.5	Casing Diameter (in.)	2	Well Material	PVC
Static Water Level (ft-bmp)	5.56	Total Depth (ft-bmp)	7.33	Water Column (ft.)	1.77	Gallons in Well	0.29
		Pump Intake (ft-bmp)	7.06	Purge Method	Low-Flow	Sample Method	Grab
		Well Volumes Purged	4.76				
Sample Time: Label	12:35	Volume Purged	1.38 gallons	Replicate/Code No.	--	Sampled by	Allyson Hartz
Purge Start	12:03						
Purge End	12:39						

Time	Minutes Elapsed between Readings	Flow Rate (mL/min) [100-300 mL/min]	Depth to Water (ft) [± 0.3]	Total Gallons Purged	pH [± 0.1]	Cond. (mS/cm) [± 3%]	Turbidity (NTU) [± 10%*]	DO (mg/L) [± 10%]	Temp. (°C) [± 3%]	Redox (mV) [± 10mV]	Appearance	
											Color	Odor
12:05	0	175	5.66	0.00	7.82	0.32	5.53	6.37	11.0	-66.5	Clear	No Odor
12:10	5	175	5.66	0.23	7.76	0.32	4.00	6.12	11.1	-91.2	Clear	No Odor
12:15	5	175	5.66	0.46	7.90	0.32	1.43	6.01	11.0	-69.0	Clear	No Odor
12:20	5	175	5.66	0.69	7.90	0.32	2.12	5.95	11.0	-56.0	Clear	No Odor
12:25	5	175	5.66	0.92	7.89	0.32	1.61	5.80	11.1	-50.6	Clear	No Odor
12:30	5	175	5.66	1.15	7.87	0.32	1.47	5.62	11.2	-49.9	Clear	No Odor
12:35	5	175	5.66	1.38	7.88	0.33	0.02	5.59	11.2	-50.1	Clear	No Odor
--	--	--	--	--	--	--	--	--	--	--	--	--
--	--	--	--	--	--	--	--	--	--	--	--	--
--	--	--	--	--	--	--	--	--	--	--	--	--
--	--	--	--	--	--	--	--	--	--	--	--	--
--	--	--	--	--	--	--	--	--	--	--	--	--
--	--	--	--	--	--	--	--	--	--	--	--	--
--	--	--	--	--	--	--	--	--	--	--	--	--
--	--	--	--	--	--	--	--	--	--	--	--	--
--	--	--	--	--	--	--	--	--	--	--	--	--
--	--	--	--	--	--	--	--	--	--	--	--	--
--	--	--	--	--	--	--	--	--	--	--	--	--
--	--	--	--	--	--	--	--	--	--	--	--	--

* **Turbidity** < 50 NTU and ±10% or within 1 NTU of a previous reading when <10 NTU

Constituents Sampled	Container	Number	Preservative
1,1-DCE, cis-1,2-DCE, trans-1,2-DCE, PCE, TCE, VC	40 mL Glass	3	HCL
1,4-dioxane	40 mL Glass	3	HCL

Comments

None

Well Casing Volumes

Gallons/Foot — *1" = 0.04* | *1.25" = 0.06* | *1.5" = 0.09* | *2" = 0.16* | *2.5" = 0.26* | *3" = 0.37* | *3.5" = 0.50* | *4" = 0.65* | *6" = 1.47*

Well Information

Well Location:	34950 Beacon, backyard	Well Locked at Arrival:	yes
Condition of Well:	Good	Well Locked at Departure:	yes
Well Completion:	Flush mount	Lock Functioning:	yes

ARCADIS

SHALLOW LOW-FLOW GROUNDWATER SAMPLING FORM

Project No.	30050315.402.01	Well ID	MW-159S			Date	5-5-21
Project Name/Location		Ford LTP		Weather	43.0 degrees F and Cloudy. The wind is blowing N/NW at 12.8 mph.		
Measuring Pt. Description	Top of Casing	Screen Setting (ft-bmp)	4-9	Casing Diameter (in.)	2	Well Material	PVC
Static Water Level (ft-bmp)	6.71	Total Depth (ft-bmp)	8.49	Water Column (ft.)	1.78	Gallons in Well	0.29
		Pump Intake (ft-bmp)	8.21	Purge Method	Low-Flow	Sample Method	Grab
		Well Volumes Purged	4.76				
Sample Time: Label	10:30	Volume Purged	1.38 gallons	Replicate/Code No.	--	Sampled by	Allyson Hartz
Purge Start	9:59						
Purge End	10:35						

Time	Minutes Elapsed between Readings	Flow Rate (mL/min) [100-300 mL/min]	Depth to Water (ft) [± 0.3]	Total Gallons Purged	pH [± 0.1]	Cond. (mS/cm) [± 3%]	Turbidity (NTU) [± 10%*]	DO (mg/L) [± 10%]	Temp. (°C) [± 3%]	Redox (mV) [± 10mV]	Appearance	
											Color	Odor
10:00	0	175	6.77	0.00	7.65	0.75	3.52	1.07	9.6	-61.9	Clear	No Odor
10:05	5	175	6.77	0.23	7.61	0.67	3.42	0.69	9.6	-78.8	Clear	No Odor
10:10	5	175	6.77	0.46	7.59	0.59	2.87	0.62	9.6	-98.8	Clear	No Odor
10:15	5	175	6.77	0.69	7.60	0.59	2.04	0.43	9.6	-106.0	Clear	No Odor
10:20	5	175	6.77	0.92	7.60	0.58	1.83	0.33	9.7	-102.0	Clear	No Odor
10:25	5	175	6.77	1.15	7.60	0.58	1.54	0.35	9.7	-103.0	Clear	No Odor
10:30	5	175	6.77	1.38	7.60	0.57	1.91	0.38	9.6	-100.6	Clear	No Odor
--	--	--	--	--	--	--	--	--	--	--	--	--
--	--	--	--	--	--	--	--	--	--	--	--	--
--	--	--	--	--	--	--	--	--	--	--	--	--
--	--	--	--	--	--	--	--	--	--	--	--	--
--	--	--	--	--	--	--	--	--	--	--	--	--
--	--	--	--	--	--	--	--	--	--	--	--	--
--	--	--	--	--	--	--	--	--	--	--	--	--
--	--	--	--	--	--	--	--	--	--	--	--	--
--	--	--	--	--	--	--	--	--	--	--	--	--
--	--	--	--	--	--	--	--	--	--	--	--	--
--	--	--	--	--	--	--	--	--	--	--	--	--
--	--	--	--	--	--	--	--	--	--	--	--	--
--	--	--	--	--	--	--	--	--	--	--	--	--

* **Turbidity** < 50 NTU and ±10% or within 1 NTU of a previous reading when <10 NTU

Constituents Sampled	Container	Number	Preservative
1,1-DCE, cis-1,2-DCE, trans-1,2-DCE, PCE, TCE, VC	40 mL Glass	3	HCL
1,4-dioxane	40 mL Glass	3	HCL

Comments

None

Well Casing Volumes

Gallons/Foot — *1" = 0.04* | *1.25" = 0.06* | *1.5" = 0.09* | *2" = 0.16* | *2.5" = 0.26* | *3" = 0.37* | *3.5" = 0.50* | *4" = 0.65* | *6" = 1.47*

Well Information

Well Location:	34920 Beacon, side yard	Well Locked at Arrival:	yes
Condition of Well:	Good	Well Locked at Departure:	yes
Well Completion:	Flush mount	Lock Functioning:	yes

ARCADIS

SHALLOW LOW-FLOW GROUNDWATER SAMPLING FORM

Project No.	30050315.402.01	Well ID	MW-161S			Date	5-18-21
Project Name/Location		Ford LTP		Weather	72.0 degrees F and Partly Cloudy. The wind is blowing E/SE at 5.8 mph.		
Measuring Pt. Description	Top of Casing	Screen Setting (ft-bmp)	2.5-7.5	Casing Diameter (in.)	2	Well Material	PVC
Static Water Level (ft-bmp)	5.24	Total Depth (ft-bmp)	5.35	Water Column (ft.)	0.11	Gallons in Well	0.02
		Pump Intake (ft-bmp)	5.30	Purge Method	Low-Flow	Sample Method	Grab
		Well Volumes Purged	58.50				
Sample Time: Label	13:01	Volume Purged	1.17 gallons	Replicate/Code No.	--	Sampled by	Gary Schafer
Purge Start	12:14						
Purge End	13:08						

Time	Minutes Elapsed between Readings	Flow Rate (mL/min) [100-300 mL/min]	Depth to Water (ft) [± 0.3]	Total Gallons Purged	pH [± 0.1]	Cond. (mS/cm) [± 3%]	Turbidity (NTU) [± 10%*]	DO (mg/L) [± 10%]	Temp. (°C) [± 3%]	Redox (mV) [± 10mV]	Appearance	
											Color	Odor
12:15	0	100	5.30	0.00	7.05	0.56	6.85	0.97	12.7	-24.3	Clear	Slight Odor
12:20	5	100	5.30	0.13	7.07	0.57	6.19	0.61	12.8	-33.1	Clear	Slight Odor
12:25	5	100	5.30	0.26	7.13	0.57	1.18	0.53	12.9	-41.5	Clear	Slight Odor
12:30	5	100	5.30	0.39	7.18	0.57	0.76	0.49	12.8	-45.0	Clear	Slight Odor
12:35	5	100	5.30	0.52	7.21	0.57	2.03	0.47	12.5	-47.2	Clear	Slight Odor
12:40	5	100	5.30	0.65	7.26	0.57	0.90	0.45	13.0	-49.6	Clear	Slight Odor
12:45	5	100	5.30	0.78	7.27	0.57	0.89	0.44	13.1	-50.4	Clear	Slight Odor
12:50	5	100	5.30	0.91	7.29	0.57	1.06	0.43	13.5	-49.1	Clear	Slight Odor
12:55	5	100	5.30	1.04	7.30	0.57	0.73	0.46	13.5	-47.9	Clear	Slight Odor
13:00	5	100	5.30	1.17	7.31	0.57	0.80	0.41	13.7	-46.5	Clear	Slight Odor
--	--	--	--	--	--	--	--	--	--	--	--	--
--	--	--	--	--	--	--	--	--	--	--	--	--
--	--	--	--	--	--	--	--	--	--	--	--	--
--	--	--	--	--	--	--	--	--	--	--	--	--
--	--	--	--	--	--	--	--	--	--	--	--	--
--	--	--	--	--	--	--	--	--	--	--	--	--
--	--	--	--	--	--	--	--	--	--	--	--	--
--	--	--	--	--	--	--	--	--	--	--	--	--
--	--	--	--	--	--	--	--	--	--	--	--	--
--	--	--	--	--	--	--	--	--	--	--	--	--

* **Turbidity** < 50 NTU and ±10% or within 1 NTU of a previous reading when <10 NTU

Constituents Sampled	Container	Number	Preservative
1,1-DCE, cis-1,2-DCE, trans-1,2-DCE, PCE, TCE, VC	40 mL Glass	3	HCL
1,4-dioxane	40 mL Glass	3	HCL

Comments

None

Well Casing Volumes

Gallons/Foot — *1" = 0.04* — *1.25" = 0.06* — *1.5" = 0.09* — *2" = 0.16* — *2.5" = 0.26* — *3" = 0.37* — *3.5" = 0.50* — *4" = 0.65* — *6" = 1.47*

Well Information

Well Location:	34851 Beacon; front yard	Well Locked at Arrival:	yes
Condition of Well:	Good	Well Locked at Departure:	yes
Well Completion:	Flush mount	Lock Functioning:	yes

ARCADIS

SHALLOW LOW-FLOW GROUNDWATER SAMPLING FORM

Project No.	30050315.402.01	Well ID	MW-162S			Date	5-14-21
Project Name/Location		Ford LTP		Weather	55.9 degrees F and Clear. The wind is blowing W at 3.4 mph.		
Measuring Pt. Description	Top of Casing	Screen Setting (ft-bmp)	3-8	Casing Diameter (in.)	2	Well Material	PVC
Static Water Level (ft-bmp)	5.76	Total Depth (ft-bmp)	7.70	Water Column (ft.)	1.94	Gallons in Well	0.32
		Pump Intake (ft-bmp)	7.26	Purge Method	Low-Flow	Sample Method	Grab
		Well Volumes Purged	4.88				
Sample Time: Label	11:30	Volume Purged	1.56 gallons	Replicate/Code No.	--	Sampled by	Emma Witherspoon
Purge Start	10:25						
Purge End	11:35						

Time	Minutes Elapsed between Readings	Flow Rate (mL/min) [100-300 mL/min]	Depth to Water (ft) [± 0.3]	Total Gallons Purged	pH [± 0.1]	Cond. (mS/cm) [± 3%]	Turbidity (NTU) [± 10%*]	DO (mg/L) [± 10%]	Temp. (°C) [± 3%]	Redox (mV) [± 10mV]	Appearance	
											Color	Odor
10:30	0	100	5.82	0.00	7.60	0.21	68.30	9.50	10.4	-66.0	Cloudy	No Odor
10:35	5	100	5.82	0.13	7.15	0.25	26.40	8.27	10.4	-25.4	Cloudy	No Odor
10:40	5	100	5.82	0.26	7.05	0.32	11.30	6.96	10.3	-14.2	Clear	No Odor
10:45	5	100	5.82	0.39	7.12	0.37	4.46	6.00	10.4	0.8	Clear	No Odor
10:50	5	100	5.82	0.52	7.16	0.39	3.30	5.34	10.6	20.6	Clear	No Odor
10:55	5	100	5.82	0.65	7.18	0.41	1.80	4.97	11.0	38.0	Clear	No Odor
11:00	5	100	5.82	0.78	7.20	0.42	2.18	4.70	11.2	50.5	Clear	No Odor
11:05	5	100	5.82	0.91	7.21	0.43	0.86	4.63	11.2	65.8	Clear	No Odor
11:10	5	100	5.82	1.04	7.22	0.44	1.12	4.41	11.5	76.0	Clear	No Odor
11:15	5	100	5.82	1.17	7.23	0.44	1.96	4.04	11.7	84.4	Clear	No Odor
11:20	5	100	5.82	1.30	7.23	0.41	44.40	4.63	11.6	93.2	Cloudy	No Odor
11:25	5	100	5.82	1.43	7.24	0.45	40.00	3.82	11.9	104.0	Cloudy	No Odor
11:30	5	100	5.82	1.56	7.24	0.46	37.20	3.73	11.9	104.4	Cloudy	No Odor
--	--	--	--	--	--	--	--	--	--	--	--	--
--	--	--	--	--	--	--	--	--	--	--	--	--
--	--	--	--	--	--	--	--	--	--	--	--	--
--	--	--	--	--	--	--	--	--	--	--	--	--
--	--	--	--	--	--	--	--	--	--	--	--	--
--	--	--	--	--	--	--	--	--	--	--	--	--
--	--	--	--	--	--	--	--	--	--	--	--	--

* **Turbidity** < 50 NTU and ±10% or within 1 NTU of a previous reading when <10 NTU

Constituents Sampled	Container	Number	Preservative
1,1-DCE, cis-1,2-DCE, trans-1,2-DCE, PCE, TCE, VC	40 mL Glass	3	HCL
1,4-dioxane	40 mL Glass	3	HCL

Comments

None

Well Casing Volumes

Gallons/Foot — *1" = 0.04* | *1.25" = 0.06* | *1.5" = 0.09* | *2" = 0.16* | *2.5" = 0.26* | *3" = 0.37* | *3.5" = 0.50* | *4" = 0.65* | *6" = 1.47*

Well Information

Well Location:	12017 Brewster; side yard	Well Locked at Arrival:	yes
Condition of Well:	Good	Well Locked at Departure:	yes
Well Completion:	Flush mount	Lock Functioning:	yes

ARCADIS

SHALLOW LOW-FLOW GROUNDWATER SAMPLING FORM

Project No.	30050315.402.01	Well ID	MW-163S			Date	5-14-21
Project Name/Location		Ford LTP		Weather	66.0 degrees F and Clear. The wind is blowing W/NW at 4.7 mph.		
Measuring Pt. Description	Top of Casing	Screen Setting (ft-bmp)	2-7	Casing Diameter (in.)	2	Well Material	PVC
Static Water Level (ft-bmp)	4.38	Total Depth (ft-bmp)	6.74	Water Column (ft.)	2.36	Gallons in Well	0.38
		Pump Intake (ft-bmp)	5.88	Purge Method	Low-Flow	Sample Method	Grab
		Well Volumes Purged	3.68				
Sample Time: Label	13:00	Volume Purged	1.4 gallons	Replicate/Code No.	--	Sampled by	Emma Witherspoon
Purge Start	12:19						
Purge End	13:03						

Time	Minutes Elapsed between Readings	Flow Rate (mL/min) [100-300 mL/min]	Depth to Water (ft) [± 0.3]	Total Gallons Purged	pH [± 0.1]	Cond. (mS/cm) [± 3%]	Turbidity (NTU) [± 10%*]	DO (mg/L) [± 10%]	Temp. (°C) [± 3%]	Redox (mV) [± 10mV]	Appearance	
											Color	Odor
12:20	0	150	6.53	0.00	7.31	0.58	358.00	13.40	12.9	-21.0	Cloudy	No Odor
12:25	5	150	6.53	0.20	7.26	0.58	235.00	2.53	13.0	-24.7	Cloudy	No Odor
12:30	5	150	6.53	0.40	7.27	0.57	70.70	1.75	12.8	-24.2	Cloudy	No Odor
12:35	5	150	6.53	0.60	7.33	0.56	10.10	0.69	12.3	-27.9	Cloudy	No Odor
12:40	5	150	6.53	0.80	7.35	0.54	4.45	0.61	12.0	-25.3	Clear	No Odor
12:45	5	150	6.53	1.00	7.36	0.53	1.99	0.48	11.9	-23.2	Clear	No Odor
12:50	5	150	6.53	1.20	7.36	0.52	1.53	0.37	11.8	-20.7	Clear	No Odor
12:55	5	150	6.53	1.40	7.37	0.51	1.59	0.38	11.7	-19.6	Clear	No Odor
--	--	--	--	--	--	--	--	--	--	--	--	--
--	--	--	--	--	--	--	--	--	--	--	--	--
--	--	--	--	--	--	--	--	--	--	--	--	--
--	--	--	--	--	--	--	--	--	--	--	--	--
--	--	--	--	--	--	--	--	--	--	--	--	--
--	--	--	--	--	--	--	--	--	--	--	--	--
--	--	--	--	--	--	--	--	--	--	--	--	--
--	--	--	--	--	--	--	--	--	--	--	--	--
--	--	--	--	--	--	--	--	--	--	--	--	--
--	--	--	--	--	--	--	--	--	--	--	--	--
--	--	--	--	--	--	--	--	--	--	--	--	--
--	--	--	--	--	--	--	--	--	--	--	--	--

* **Turbidity** < 50 NTU and ±10% or within 1 NTU of a previous reading when <10 NTU

Constituents Sampled	Container	Number	Preservative
1,1-DCE, cis-1,2-DCE, trans-1,2-DCE, PCE, TCE, VC	40 mL Glass	3	HCL
1,4-dioxane	40 mL Glass	3	HCL

Comments

None

Well Casing Volumes

Gallons/Foot					
	1" = 0.04	1.5" = 0.09	2.5" = 0.26	3.5" = 0.50	6" = 1.47
	1.25" = 0.06	2" = 0.16	3" = 0.37	4" = 0.65	

Well Information

Well Location:	34591 Beacon; front yard	Well Locked at Arrival:	yes
Condition of Well:	Good	Well Locked at Departure:	yes
Well Completion:	Flush mount	Lock Functioning:	yes

ARCADIS

SHALLOW LOW-FLOW GROUNDWATER SAMPLING FORM

Project No.	30050315.402.01	Well ID	MW-164S			Date	5-5-21
Project Name/Location	Ford LTP			Weather	46.9 degrees F and Cloudy. The wind is blowing NW at 10.3 mph.		
Measuring Pt. Description	Top of Casing	Screen Setting (ft-bmp)	3-8	Casing Diameter (in.)	2	Well Material	PVC
Static Water Level (ft-bmp)	5.55	Total Depth (ft-bmp)	7.49	Water Column (ft.)	1.94	Gallons in Well	0.32
		Pump Intake (ft-bmp)	7.05	Purge Method	Low-Flow	Sample Method	Grab
		Well Volumes Purged	8.63				
Sample Time: Label	15:20	Volume Purged	2.76 gallons	Replicate/Code No.	--	Sampled by	Allyson Hartz
Purge Start	14:19						
Purge End	15:24						

Time	Minutes Elapsed between Readings	Flow Rate (mL/min) [100-300 mL/min]	Depth to Water (ft) [± 0.3]	Total Gallons Purged	pH [± 0.1]	Cond. (mS/cm) [± 3%]	Turbidity (NTU) [± 10%*]	DO (mg/L) [± 10%]	Temp. (°C) [± 3%]	Redox (mV) [± 10mV]	Appearance	
											Color	Odor
14:20	0	175	5.70	0.00	7.80	0.26	38.30	9.65	10.0	47.8	Clear	No Odor
14:25	5	175	5.70	0.23	7.64	0.33	73.10	9.20	9.7	58.4	Clear	No Odor
14:30	5	175	5.70	0.46	7.57	0.40	45.40	8.57	9.7	67.2	Clear	No Odor
14:35	5	175	5.70	0.69	7.56	0.41	36.10	8.58	9.7	68.4	Clear	No Odor
14:40	5	175	5.64	0.92	7.55	0.42	24.10	8.59	9.6	71.4	Clear	No Odor
14:45	5	175	5.64	1.15	7.55	0.43	16.70	8.59	9.6	73.1	Clear	No Odor
14:50	5	175	5.64	1.38	7.53	0.45	13.80	8.47	9.6	75.9	Clear	No Odor
14:55	5	175	5.64	1.61	7.53	0.46	12.80	8.44	9.6	77.6	Clear	No Odor
15:00	5	175	5.64	1.84	7.52	0.46	10.20	8.32	9.6	78.7	Clear	No Odor
15:05	5	175	5.64	2.07	7.51	0.47	8.23	8.21	9.6	81.3	Clear	No Odor
15:10	5	175	5.64	2.30	7.50	0.48	5.45	7.99	9.6	82.8	Clear	No Odor
15:15	5	175	5.64	2.53	7.49	0.49	5.40	7.78	9.6	83.7	Clear	No Odor
15:20	5	175	5.64	2.76	7.49	0.49	5.24	7.20	9.8	86.0	Clear	No Odor
--	--	--	--	--	--	--	--	--	--	--	--	--
--	--	--	--	--	--	--	--	--	--	--	--	--
--	--	--	--	--	--	--	--	--	--	--	--	--
--	--	--	--	--	--	--	--	--	--	--	--	--
--	--	--	--	--	--	--	--	--	--	--	--	--
--	--	--	--	--	--	--	--	--	--	--	--	--
--	--	--	--	--	--	--	--	--	--	--	--	--

* **Turbidity** < 50 NTU and ±10% or within 1 NTU of a previous reading when <10 NTU

Constituents Sampled	Container	Number	Preservative
1,1-DCE, cis-1,2-DCE, trans-1,2-DCE, PCE, TCE, VC	40 mL Glass	3	HCL
1,4-dioxane	40 mL Glass	3	HCL

Comments

None

Well Casing Volumes

Gallons/Foot					
	1" = 0.04	*1.5" = 0.09*	*2.5" = 0.26*	*3.5" = 0.50*	*6" = 1.47*
	1.25" = 0.06	*2" = 0.16*	*3" = 0.37*	*4" = 0.65*	

Well Information

Well Location:	34637 Beacon; side yard	Well Locked at Arrival:	yes
Condition of Well:	Good	Well Locked at Departure:	yes
Well Completion:	Flush mount	Lock Functioning:	yes

ARCADIS

SHALLOW LOW-FLOW GROUNDWATER SAMPLING FORM

Project No.	30050315.402.01	Well ID	MW-165S			Date	5-5-21
Project Name/Location		Ford LTP		Weather	46.0 degrees F and Cloudy. The wind is blowing N/NW at 8.1 mph.		
Measuring Pt. Description	Top of Casing	Screen Setting (ft-bmp)	2-7	Casing Diameter (in.)	2	Well Material	PVC
Static Water Level (ft-bmp)	4.61	Total Depth (ft-bmp)	6.29	Water Column (ft.)	1.68	Gallons in Well	0.27
		Pump Intake (ft-bmp)	6.11	Purge Method	Low-Flow	Sample Method	Grab
		Well Volumes Purged	5.11				
Sample Time: Label	13:55	Volume Purged	1.38 gallons	Replicate/Code No.	--	Sampled by	Allyson Hartz
Purge Start	13:22						
Purge End	13:59						

Time	Minutes Elapsed between Readings	Flow Rate (mL/min) [100-300 mL/min]	Depth to Water (ft) [± 0.3]	Total Gallons Purged	pH [± 0.1]	Cond. (mS/cm) [± 3%]	Turbidity (NTU) [± 10%*]	DO (mg/L) [± 10%]	Temp. (°C) [± 3%]	Redox (mV) [± 10mV]	Appearance	
											Color	Odor
13:25	0	175	4.73	0.00	7.41	0.61	8.14	0.70	10.0	-15.9	Clear	No Odor
13:30	5	175	4.73	0.23	7.37	0.62	25.60	0.57	9.8	-46.8	Clear	No Odor
13:35	5	175	4.73	0.46	7.34	0.62	8.91	2.26	10.2	-41.3	Clear	No Odor
13:40	5	175	4.73	0.69	7.35	0.62	5.32	0.53	9.9	-43.2	Clear	No Odor
13:45	5	175	4.73	0.92	7.34	0.62	3.57	0.51	9.8	-45.0	Clear	No Odor
13:50	5	175	4.73	1.15	7.34	0.62	2.39	0.51	9.8	-45.9	Clear	No Odor
13:55	5	175	4.77	1.38	7.34	0.62	2.82	0.52	9.8	-45.2	Clear	No Odor
--	--	--	--	--	--	--	--	--	--	--	--	--
--	--	--	--	--	--	--	--	--	--	--	--	--
--	--	--	--	--	--	--	--	--	--	--	--	--
--	--	--	--	--	--	--	--	--	--	--	--	--
--	--	--	--	--	--	--	--	--	--	--	--	--
--	--	--	--	--	--	--	--	--	--	--	--	--
--	--	--	--	--	--	--	--	--	--	--	--	--
--	--	--	--	--	--	--	--	--	--	--	--	--
--	--	--	--	--	--	--	--	--	--	--	--	--
--	--	--	--	--	--	--	--	--	--	--	--	--
--	--	--	--	--	--	--	--	--	--	--	--	--
--	--	--	--	--	--	--	--	--	--	--	--	--

* **Turbidity** < 50 NTU and ±10% or within 1 NTU of a previous reading when <10 NTU

Constituents Sampled	Container	Number	Preservative
1,1-DCE, cis-1,2-DCE, trans-1,2-DCE, PCE, TCE, VC	40 mL Glass	3	HCL
1,4-dioxane	40 mL Glass	3	HCL

Comments

None

Well Casing Volumes

Gallons/Foot — *1" = 0.04* | *1.25" = 0.06* | *1.5" = 0.09* | *2" = 0.16* | *2.5" = 0.26* | *3" = 0.37* | *3.5" = 0.50* | *4" = 0.65* | *6" = 1.47*

Well Information

Well Location:	34669 Beacon, side yard	Well Locked at Arrival:	yes
Condition of Well:	Good	Well Locked at Departure:	yes
Well Completion:	Flush mount	Lock Functioning:	yes

ARCADIS

SHALLOW LOW-FLOW GROUNDWATER SAMPLING FORM

Project No.	30050315.402.01	Well ID	MW-166S			Date	5-6-21
Project Name/Location		Ford LTP		Weather	55.0 degrees F and Cloudy. The wind is blowing at 4.7 mph.		
Measuring Pt. Description	Top of Casing	Screen Setting (ft-bmp)	6-11	Casing Diameter (in.)	2	Well Material	PVC
Static Water Level (ft-bmp)	7.48	Total Depth (ft-bmp)	10.57	Water Column (ft.)	3.09	Gallons in Well	0.50
		Pump Intake (ft-bmp)	8.98	Purge Method	Low-Flow	Sample Method	Grab
		Well Volumes Purged	4.12				
Sample Time: Label	14:41	Volume Purged	2.06 gallons	Replicate/Code No.	--	Sampled by	Andrew Banitt
Purge Start	13:38						
Purge End	14:45						

Time	Minutes Elapsed between Readings	Flow Rate (mL/min) [100-300 mL/min]	Depth to Water (ft) [± 0.3]	Total Gallons Purged	pH [± 0.1]	Cond. (mS/cm) [± 3%]	Turbidity (NTU) [± 10%*]	DO (mg/L) [± 10%]	Temp. (°C) [± 3%]	Redox (mV) [± 10mV]	Appearance	
											Color	Odor
13:39	0	150	7.52	0.00	6.61	2.50	0.02	1.58	10.5	147.9	Clear	No Odor
13:44	5	130	7.52	0.20	6.89	2.30	0.02	0.35	10.1	131.7	Clear	No Odor
13:49	5	130	7.52	0.37	6.98	2.24	0.02	0.23	10.1	119.9	Clear	No Odor
13:54	5	120	7.52	0.54	7.03	2.24	0.02	0.23	10.2	108.4	Clear	No Odor
13:59	5	125	7.51	0.70	7.06	2.24	0.02	0.22	10.2	94.8	Clear	No Odor
14:04	5	125	7.51	0.87	7.08	2.23	0.02	0.24	10.2	78.2	Clear	No Odor
14:09	5	125	7.51	1.04	7.10	2.22	0.02	0.25	10.1	60.2	Clear	No Odor
14:14	5	125	7.51	1.21	7.11	2.20	0.02	0.29	10.1	45.4	Clear	No Odor
14:19	5	125	7.51	1.38	7.11	2.20	0.02	0.32	10.1	29.8	Clear	No Odor
14:24	5	125	7.51	1.55	7.12	2.19	0.02	0.31	10.1	17.6	Clear	No Odor
14:29	5	125	7.51	1.72	7.13	2.19	0.02	0.33	10.2	5.3	Clear	No Odor
14:34	5	125	7.51	1.89	7.14	2.17	0.02	0.40	10.2	-3.6	Clear	No Odor
14:39	5	125	7.51	2.06	7.13	2.17	0.02	0.38	10.3	-9.8	Clear	No Odor
--	--	--	--	--	--	--	--	--	--	--	--	--
--	--	--	--	--	--	--	--	--	--	--	--	--
--	--	--	--	--	--	--	--	--	--	--	--	--
--	--	--	--	--	--	--	--	--	--	--	--	--
--	--	--	--	--	--	--	--	--	--	--	--	--
--	--	--	--	--	--	--	--	--	--	--	--	--
--	--	--	--	--	--	--	--	--	--	--	--	--

* **Turbidity** < 50 NTU and ±10% or within 1 NTU of a previous reading when <10 NTU

Constituents Sampled	Container	Number	Preservative
1,1-DCE, cis-1,2-DCE, trans-1,2-DCE, PCE, TCE, VC	40 mL Glass	3	HCL
1,4-dioxane	40 mL Glass	3	HCL

Comments

None

Well Casing Volumes

Gallons/Foot — *1" = 0.04* | *1.25" = 0.06* | *1.5" = 0.09* | *2" = 0.16* | *2.5" = 0.26* | *3" = 0.37* | *3.5" = 0.50* | *4" = 0.65* | *6" = 1.47*

Well Information

Well Location:	12147 Stark; front yard	Well Locked at Arrival:	yes
Condition of Well:	Good	Well Locked at Departure:	yes
Well Completion:	Flush mount	Lock Functioning:	yes

ARCADIS

SHALLOW LOW-FLOW GROUNDWATER SAMPLING FORM

Project No.	30050315.402.01	Well ID	MW-167S			Date	5-11-21
Project Name/Location	Ford LTP			Weather	46.0 degrees F and Partly Cloudy. The wind is blowing NW at 16.1 mph.		
Measuring Pt. Description	Top of Casing	Screen Setting (ft-bmp)	5-10	Casing Diameter (in.)	2	Well Material	PVC
Static Water Level (ft-bmp)	6.19	Total Depth (ft-bmp)	9.20	Water Column (ft.)	3.01	Gallons in Well	0.49
		Pump Intake (ft-bmp)	7.69	Purge Method	Low-Flow	Sample Method	Grab
		Well Volumes Purged	4.04				
Sample Time: Label	11:55	Volume Purged	1.98 gallons	Replicate/Code No.	--	Sampled by	Andrew Banitt
Purge Start	10:57						
Purge End	12:00						

Time	Minutes Elapsed between Readings	Flow Rate (mL/min) [100-300 mL/min]	Depth to Water (ft) [± 0.3]	Total Gallons Purged	pH [± 0.1]	Cond. (mS/cm) [± 3%]	Turbidity (NTU) [± 10%*]	DO (mg/L) [± 10%]	Temp. (°C) [± 3%]	Redox (mV) [± 10mV]	Appearance	
											Color	Odor
10:58	0	140	6.29	0.00	6.64	0.74	447.00	5.79	11.9	214.9	Cloudy	No Odor
11:03	5	140	6.31	0.18	7.10	0.65	391.00	4.97	11.6	206.3	Cloudy	No Odor
11:08	5	140	6.31	0.36	6.98	0.70	253.00	4.52	11.5	211.2	Cloudy	No Odor
11:13	5	140	6.31	0.54	6.89	0.84	70.00	3.03	10.8	205.8	Cloudy	No Odor
11:18	5	140	6.31	0.72	6.89	0.88	29.90	2.59	10.7	199.1	Clear	No Odor
11:23	5	140	6.31	0.90	6.93	0.89	22.50	2.49	11.1	192.8	Clear	No Odor
11:28	5	140	6.31	1.08	6.99	0.89	15.80	2.52	10.7	186.5	Clear	No Odor
11:33	5	140	6.31	1.26	6.98	0.89	10.00	2.44	10.9	184.4	Clear	No Odor
11:38	5	140	6.31	1.44	7.00	0.90	5.69	2.47	11.0	181.1	Clear	No Odor
11:43	5	140	6.31	1.62	7.02	0.90	4.01	2.52	10.8	176.9	Clear	No Odor
11:48	5	140	6.31	1.80	7.01	0.90	2.82	2.49	10.9	175.6	Clear	No Odor
11:53	5	140	6.31	1.98	7.03	0.90	1.29	2.53	10.9	172.6	Clear	No Odor
--	--	--	--	--	--	--	--	--	--	--	--	--
--	--	--	--	--	--	--	--	--	--	--	--	--
--	--	--	--	--	--	--	--	--	--	--	--	--
--	--	--	--	--	--	--	--	--	--	--	--	--
--	--	--	--	--	--	--	--	--	--	--	--	--
--	--	--	--	--	--	--	--	--	--	--	--	--
--	--	--	--	--	--	--	--	--	--	--	--	--
--	--	--	--	--	--	--	--	--	--	--	--	--

* **Turbidity** < 50 NTU and ±10% or within 1 NTU of a previous reading when <10 NTU

Constituents Sampled	Container	Number	Preservative
1,1-DCE, cis-1,2-DCE, trans-1,2-DCE, PCE, TCE, VC	40 mL Glass	3	HCL
1,4-dioxane	40 mL Glass	3	HCL

Comments

None

Well Casing Volumes

Gallons/Foot					
	1" = 0.04	1.5" = 0.09	2.5" = 0.26	3.5" = 0.50	6" = 1.47
	1.25" = 0.06	2" = 0.16	3" = 0.37	4" = 0.65	

Well Information

Well Location:	12001 Stark; front yard	Well Locked at Arrival:	yes
Condition of Well:	Good	Well Locked at Departure:	yes
Well Completion:	Flush mount	Lock Functioning:	yes

ARCADIS

SHALLOW LOW-FLOW GROUNDWATER SAMPLING FORM

Project No.	30050315.402.01	Well ID	MW-168S			Date	5-19-21
Project Name/Location	Ford LTP			Weather	75.9 degrees F and Mostly Cloudy. The wind is blowing S at 10.3 mph.		
Measuring Pt. Description	Top of Casing	Screen Setting (ft-bmp)	2-7	Casing Diameter (in.)	2	Well Material	PVC
Static Water Level (ft-bmp)	3.99	Total Depth (ft-bmp)	6.77	Water Column (ft.)	2.78	Gallons in Well	0.45
		Pump Intake (ft-bmp)	5.49	Purge Method	Low-Flow	Sample Method	Grab
		Well Volumes Purged	3.07				
Sample Time: Label	12:57	Volume Purged	1.38 gallons	Replicate/Code No.	--	Sampled by	Allyson Hartz
Purge Start	12:24						
Purge End	13:01						

Time	Minutes Elapsed between Readings	Flow Rate (mL/min) [100-300 mL/min]	Depth to Water (ft) [± 0.3]	Total Gallons Purged	pH [± 0.1]	Cond. (mS/cm) [± 3%]	Turbidity (NTU) [± 10%*]	DO (mg/L) [± 10%]	Temp. (°C) [± 3%]	Redox (mV) [± 10mV]	Appearance	
											Color	Odor
12:25	0	175	4.06	0.00	7.28	1.02	5.22	1.61	12.8	0.9	Clear	No Odor
12:30	5	175	4.06	0.23	7.27	1.01	3.44	0.91	12.7	-2.0	Clear	No Odor
12:35	5	175	4.06	0.46	7.28	1.00	2.34	1.07	12.3	-2.9	Clear	No Odor
12:40	5	175	4.06	0.69	7.27	1.00	1.69	1.13	12.1	-4.5	Clear	No Odor
12:45	5	175	4.06	0.92	7.28	1.00	1.25	1.42	12.3	-8.9	Clear	No Odor
12:50	5	175	4.06	1.15	7.27	1.00	0.28	1.39	12.1	-10.2	Clear	No Odor
12:55	5	175	4.06	1.38	7.27	1.01	1.72	1.34	12.1	-11.5	Clear	No Odor
--	--	--	--	--	--	--	--	--	--	--	--	--
--	--	--	--	--	--	--	--	--	--	--	--	--
--	--	--	--	--	--	--	--	--	--	--	--	--
--	--	--	--	--	--	--	--	--	--	--	--	--
--	--	--	--	--	--	--	--	--	--	--	--	--
--	--	--	--	--	--	--	--	--	--	--	--	--
--	--	--	--	--	--	--	--	--	--	--	--	--
--	--	--	--	--	--	--	--	--	--	--	--	--
--	--	--	--	--	--	--	--	--	--	--	--	--
--	--	--	--	--	--	--	--	--	--	--	--	--
--	--	--	--	--	--	--	--	--	--	--	--	--
--	--	--	--	--	--	--	--	--	--	--	--	--

* **Turbidity** < 50 NTU and ±10% or within 1 NTU of a previous reading when <10 NTU

Constituents Sampled	Container	Number	Preservative
1,1-DCE, cis-1,2-DCE, trans-1,2-DCE, PCE, TCE, VC	40 mL Glass	3	HCL
1,4-dioxane	40 mL Glass	3	HCL

Comments

None

Well Casing Volumes

Gallons/Foot — *1" = 0.04* | *1.25" = 0.06* | *1.5" = 0.09* | *2" = 0.16* | *2.5" = 0.26* | *3" = 0.37* | *3.5" = 0.50* | *4" = 0.65* | *6" = 1.47*

Well Information

Well Location:	34480 Capitol, front yard	Well Locked at Arrival:	yes
Condition of Well:	Good	Well Locked at Departure:	yes
Well Completion:	Flush mount	Lock Functioning:	yes

ARCADIS

SHALLOW LOW-FLOW GROUNDWATER SAMPLING FORM

Project No.	30050315.402.01	Well ID	MW-169S			Date	5-19-21
Project Name/Location		Ford LTP		Weather	80.1 degrees F and Mostly Cloudy. The wind is blowing S/SE at 10.3 mph.		
Measuring Pt. Description	Top of Casing	Screen Setting (ft-bmp)	2-7	Casing Diameter (in.)	2	Well Material	PVC
Static Water Level (ft-bmp)	3.76	Total Depth (ft-bmp)	6.56	Water Column (ft.)	2.80	Gallons in Well	0.45
		Pump Intake (ft-bmp)	5.26	Purge Method	Low-Flow	Sample Method	Grab
		Well Volumes Purged	3.07				
Sample Time: Label	14:00	Volume Purged	1.38 gallons	Replicate/Code No.	--	Sampled by	Allyson Hartz
Purge Start	13:29						
Purge End	14:05						

Time	Minutes Elapsed between Readings	Flow Rate (mL/min) [100-300 mL/min]	Depth to Water (ft) [± 0.3]	Total Gallons Purged	pH [± 0.1]	Cond. (mS/cm) [± 3%]	Turbidity (NTU) [± 10%*]	DO (mg/L) [± 10%]	Temp. (°C) [± 3%]	Redox (mV) [± 10mV]	Appearance	
											Color	Odor
13:30	0	175	3.79	0.00	7.35	1.04	21.30	0.37	13.6	-27.9	Clear	No Odor
13:35	5	175	3.79	0.23	7.25	1.03	13.40	0.29	13.7	-31.8	Clear	No Odor
13:40	5	175	3.79	0.46	7.25	1.01	5.78	0.12	13.3	-32.2	Clear	No Odor
13:45	5	175	3.79	0.69	7.24	1.01	4.34	0.10	12.9	-32.4	Clear	No Odor
13:50	5	175	3.79	0.92	7.24	1.01	4.50	0.09	12.8	-33.0	Clear	No Odor
13:55	5	175	3.79	1.15	7.24	1.01	3.12	0.08	12.8	-33.7	Clear	No Odor
14:00	5	175	3.79	1.38	7.24	1.01	1.96	0.11	13.0	-34.0	Clear	No Odor
--	--	--	--	--	--	--	--	--	--	--	--	--
--	--	--	--	--	--	--	--	--	--	--	--	--
--	--	--	--	--	--	--	--	--	--	--	--	--
--	--	--	--	--	--	--	--	--	--	--	--	--
--	--	--	--	--	--	--	--	--	--	--	--	--
--	--	--	--	--	--	--	--	--	--	--	--	--
--	--	--	--	--	--	--	--	--	--	--	--	--
--	--	--	--	--	--	--	--	--	--	--	--	--
--	--	--	--	--	--	--	--	--	--	--	--	--
--	--	--	--	--	--	--	--	--	--	--	--	--
--	--	--	--	--	--	--	--	--	--	--	--	--
--	--	--	--	--	--	--	--	--	--	--	--	--

* **Turbidity** < 50 NTU and ±10% or within 1 NTU of a previous reading when <10 NTU

Constituents Sampled	Container	Number	Preservative
1,1-DCE, cis-1,2-DCE, trans-1,2-DCE, PCE, TCE, VC	40 mL Glass	3	HCL
1,4-dioxane	40 mL Glass	3	HCL

Comments

None

Well Casing Volumes

Gallons/Foot — *1" = 0.04* | *1.25" = 0.06* | *1.5" = 0.09* | *2" = 0.16* | *2.5" = 0.26* | *3" = 0.37* | *3.5" = 0.50* | *4" = 0.65* | *6" = 1.47*

Well Information

Well Location:	34450 Capitol, front yard	Well Locked at Arrival:	yes
Condition of Well:	Good	Well Locked at Departure:	yes
Well Completion:	Flush mount	Lock Functioning:	yes

ARCADIS

SHALLOW LOW-FLOW GROUNDWATER SAMPLING FORM

Project No.	30050315.402.01	Well ID	MW-170S			Date	5-4-21
Project Name/Location	Ford LTP			Weather	60.1 degrees F and Mostly Cloudy. The wind is blowing W at 16.1 mph.		
Measuring Pt. Description	Top of Casing	Screen Setting (ft-bmp)	4.5-9.5	Casing Diameter (in.)	2	Well Material	PVC
Static Water Level (ft-bmp)	6.95	Total Depth (ft-bmp)	9.52	Water Column (ft.)	2.57	Gallons in Well	0.42
		Pump Intake (ft-bmp)	8.45	Purge Method	Low-Flow	Sample Method	Grab
		Well Volumes Purged	4.86				
Sample Time: Label	10:12	Volume Purged	2.04 gallons	Replicate/Code No.	--	Sampled by	Allyson Hartz
Purge Start	9:24						
Purge End	10:16						

Time	Minutes Elapsed between Readings	Flow Rate (mL/min) [100-300 mL/min]	Depth to Water (ft) [± 0.3]	Total Gallons Purged	pH [± 0.1]	Cond. (mS/cm) [± 3%]	Turbidity (NTU) [± 10%*]	DO (mg/L) [± 10%]	Temp. (°C) [± 3%]	Redox (mV) [± 10mV]	Appearance	
											Color	Odor
9:25	0	150	6.99	0.00	7.49	1.48	1.83	0.92	11.0	127.9	Clear	No Odor
9:30	5	175	6.99	0.20	7.42	1.61	7.84	0.57	11.1	123.3	Clear	No Odor
9:35	5	175	6.99	0.43	7.41	1.87	2.63	0.61	11.2	114.1	Clear	No Odor
9:40	5	175	6.96	0.66	7.45	2.08	0.02	0.54	11.1	104.0	Clear	No Odor
9:45	5	175	6.96	0.89	7.45	2.20	0.02	0.49	11.0	81.1	Clear	No Odor
9:50	5	175	6.96	1.12	7.43	2.26	0.02	0.48	11.0	17.4	Clear	No Odor
9:55	5	175	6.96	1.35	7.40	2.32	0.02	0.47	11.0	-55.7	Clear	No Odor
10:00	5	175	6.96	1.58	7.40	2.36	0.02	0.45	11.0	-75.9	Clear	No Odor
10:05	5	175	6.96	1.81	7.42	2.40	0.02	0.47	11.0	-84.5	Clear	No Odor
10:10	5	175	6.96	2.04	7.42	2.41	0.02	0.49	11.1	-85.4	Clear	No Odor
--	--	--	--	--	--	--	--	--	--	--	--	--
--	--	--	--	--	--	--	--	--	--	--	--	--
--	--	--	--	--	--	--	--	--	--	--	--	--
--	--	--	--	--	--	--	--	--	--	--	--	--
--	--	--	--	--	--	--	--	--	--	--	--	--
--	--	--	--	--	--	--	--	--	--	--	--	--
--	--	--	--	--	--	--	--	--	--	--	--	--
--	--	--	--	--	--	--	--	--	--	--	--	--
--	--	--	--	--	--	--	--	--	--	--	--	--
--	--	--	--	--	--	--	--	--	--	--	--	--

* **Turbidity** < 50 NTU and ±10% or within 1 NTU of a previous reading when <10 NTU

Constituents Sampled	Container	Number	Preservative
1,1-DCE, cis-1,2-DCE, trans-1,2-DCE, PCE, TCE, VC	40 mL Glass	3	HCL
1,4-dioxane	40 mL Glass	3	HCL

Comments

None

Well Casing Volumes

Gallons/Foot — *1" = 0.04* | *1.25" = 0.06* | *1.5" = 0.09* | *2" = 0.16* | *2.5" = 0.26* | *3" = 0.37* | *3.5" = 0.50* | *4" = 0.65* | *6" = 1.47*

Well Information

Well Location:	34991 Beacon, backyard	Well Locked at Arrival:	yes
Condition of Well:	Fair	Well Locked at Departure:	yes
Well Completion:	Flush mount	Lock Functioning:	yes

ARCADIS

SHALLOW LOW-FLOW GROUNDWATER SAMPLING FORM

Project No.	30050315.402.01	Well ID	MW-171S			Date	5-19-21
Project Name/Location	Ford LTP			Weather	71.1 degrees F and Mostly Cloudy. The wind is blowing S at 4.7 mph.		
Measuring Pt. Description	Top of Casing	Screen Setting (ft-bmp)	2-7	Casing Diameter (in.)	2	Well Material	PVC
Static Water Level (ft-bmp)	4.01	Total Depth (ft-bmp)	6.42	Water Column (ft.)	2.41	Gallons in Well	0.39
		Pump Intake (ft-bmp)	5.51	Purge Method	Low-Flow	Sample Method	Grab
		Well Volumes Purged	4.72				
Sample Time: Label	11:15	Volume Purged	1.84 gallons	Replicate/Code No.	--	Sampled by	Allyson Hartz
Purge Start	10:34						
Purge End	11:21						

Time	Minutes Elapsed between Readings	Flow Rate (mL/min) [100-300 mL/min]	Depth to Water (ft) [± 0.3]	Total Gallons Purged	pH [± 0.1]	Cond. (mS/cm) [± 3%]	Turbidity (NTU) [± 10%*]	DO (mg/L) [± 10%]	Temp. (°C) [± 3%]	Redox (mV) [± 10mV]	Appearance	
											Color	Odor
10:35	0	175	4.05	0.00	7.25	1.40	18.70	3.13	14.2	-64.1	Clear	No Odor
10:40	5	175	4.05	0.23	7.20	1.34	42.90	2.82	12.7	-62.8	Clear, Small Orange Particulates	No Odor
10:45	5	175	4.05	0.46	7.21	1.33	33.00	0.94	12.6	-63.2	Clear, Small Orange Particulates	No Odor
10:50	5	175	4.05	0.69	7.21	1.33	12.90	1.00	12.5	-63.9	Clear, Small Orange Particulates	No Odor
10:55	5	175	4.05	0.92	7.20	1.34	6.30	0.16	12.4	-64.7	Clear	No Odor
11:00	5	175	4.05	1.15	7.20	1.34	6.23	0.07	12.3	-66.1	Clear	No Odor
11:05	5	175	4.05	1.38	7.20	1.35	3.09	0.06	12.4	-66.3	Clear	No Odor
11:10	5	175	4.05	1.61	7.20	1.35	2.70	0.06	12.3	-66.4	Clear	No Odor
11:15	5	175	4.05	1.84	7.20	1.35	3.54	0.07	12.2	-66.5	Clear	No Odor
--	--	--	--	--	--	--	--	--	--	--	--	--
--	--	--	--	--	--	--	--	--	--	--	--	--
--	--	--	--	--	--	--	--	--	--	--	--	--
--	--	--	--	--	--	--	--	--	--	--	--	--
--	--	--	--	--	--	--	--	--	--	--	--	--
--	--	--	--	--	--	--	--	--	--	--	--	--
--	--	--	--	--	--	--	--	--	--	--	--	--
--	--	--	--	--	--	--	--	--	--	--	--	--
--	--	--	--	--	--	--	--	--	--	--	--	--
--	--	--	--	--	--	--	--	--	--	--	--	--
--	--	--	--	--	--	--	--	--	--	--	--	--

* **Turbidity** < 50 NTU and ±10% or within 1 NTU of a previous reading when <10 NTU

Constituents Sampled	Container	Number	Preservative
1,1-DCE, cis-1,2-DCE, trans-1,2-DCE, PCE, TCE, VC	40 mL Glass	3	HCL
1,4-dioxane	40 mL Glass	3	HCL

Comments

None

Well Casing Volumes

Gallons/Foot — *1" = 0.04* | *1.25" = 0.06* | *1.5" = 0.09* | *2" = 0.16* | *2.5" = 0.26* | *3" = 0.37* | *3.5" = 0.50* | *4" = 0.65* | *6" = 1.47*

Well Information

Well Location:	12101 Brewster, backyard	Well Locked at Arrival:	yes
Condition of Well:	Good	Well Locked at Departure:	yes
Well Completion:	Flush mount	Lock Functioning:	yes

ARCADIS

SHALLOW LOW-FLOW GROUNDWATER SAMPLING FORM

Project No.	30050315.402.01	Well ID	MW-172S			Date	5-12-21
Project Name/Location	Ford LTP			Weather	54.0 degrees F and Clear. The wind is blowing at 5.8 mph.		
Measuring Pt. Description	Top of Casing	Screen Setting (ft-bmp)	4.5-9.5	Casing Diameter (in.)	2	Well Material	PVC
Static Water Level (ft-bmp)	6.28	Total Depth (ft-bmp)	8.85	Water Column (ft.)	2.57	Gallons in Well	0.42
		Pump Intake (ft-bmp)	7.78	Purge Method	Low-Flow	Sample Method	Grab
		Well Volumes Purged	3.10				
Sample Time: Label	11:56	Volume Purged	1.3 gallons	Replicate/Code No.	--	Sampled by	Gary Schafer
Purge Start	11:02						
Purge End	12:02						

Time	Minutes Elapsed between Readings	Flow Rate (mL/min) [100-300 mL/min]	Depth to Water (ft) [± 0.3]	Total Gallons Purged	pH [± 0.1]	Cond. (mS/cm) [± 3%]	Turbidity (NTU) [± 10%*]	DO (mg/L) [± 10%]	Temp. (°C) [± 3%]	Redox (mV) [± 10mV]	Appearance	
											Color	Odor
11:05	0	100	6.30	0.00	7.54	0.53	152.00	1.25	11.3	62.3	Brown, Cloudy	Faint Odor
11:10	5	100	6.30	0.13	7.58	0.53	82.60	1.49	11.3	28.2	Brown, Cloudy	No Odor
11:15	5	100	6.30	0.26	7.58	0.52	49.90	1.28	11.2	-0.9	Brown, Turbid	No Odor
11:20	5	100	6.30	0.39	7.60	0.52	27.50	1.37	11.1	-29.5	Brown, Turbid	No Odor
11:25	5	100	6.30	0.52	7.62	0.51	12.80	1.40	11.2	-43.8	Clear	No Odor
11:30	5	100	6.30	0.65	7.64	0.51	9.77	1.42	11.0	-48.9	Clear	No Odor
11:35	5	100	6.30	0.78	7.64	0.50	6.44	1.47	11.1	-47.5	Clear	No Odor
11:40	5	100	6.30	0.91	7.66	0.50	5.17	1.50	11.1	-48.5	Clear	No Odor
11:45	5	100	6.30	1.04	7.65	0.50	4.34	1.52	11.1	-49.6	Clear	No Odor
11:50	5	100	6.30	1.17	7.67	0.50	3.58	1.57	11.1	-48.7	Clear	No Odor
11:55	5	100	6.30	1.30	7.67	0.50	3.25	1.57	11.1	-50.2	Clear	No Odor
--	--	--	--	--	--	--	--	--	--	--	--	--
--	--	--	--	--	--	--	--	--	--	--	--	--
--	--	--	--	--	--	--	--	--	--	--	--	--
--	--	--	--	--	--	--	--	--	--	--	--	--
--	--	--	--	--	--	--	--	--	--	--	--	--
--	--	--	--	--	--	--	--	--	--	--	--	--
--	--	--	--	--	--	--	--	--	--	--	--	--
--	--	--	--	--	--	--	--	--	--	--	--	--
--	--	--	--	--	--	--	--	--	--	--	--	--

* **Turbidity** < 50 NTU and ±10% or within 1 NTU of a previous reading when <10 NTU

Constituents Sampled	Container	Number	Preservative
1,1-DCE, cis-1,2-DCE, trans-1,2-DCE, PCE, TCE, VC	40 mL Glass	3	HCL
1,4-dioxane	40 mL Glass	3	HCL

Comments

None

Well Casing Volumes

Gallons/Foot — *1" = 0.04* — *1.25" = 0.06* — *1.5" = 0.09* — *2" = 0.16* — *2.5" = 0.26* — *3" = 0.37* — *3.5" = 0.50* — *4" = 0.65* — *6" = 1.47*

Well Information

Well Location:	11701 Boston Post; front yard	Well Locked at Arrival:	yes
Condition of Well:	Good	Well Locked at Departure:	yes
Well Completion:	Flush mount	Lock Functioning:	yes

ARCADIS

SHALLOW LOW-FLOW GROUNDWATER SAMPLING FORM

Project No.	30050315.402.01	Well ID	MW-173S			Date	5-12-21
Project Name/Location	Ford LTP			Weather	59.0 degrees F and Mostly Clear. The wind is blowing NE at 6.9 mph.		
Measuring Pt. Description	Top of Casing	Screen Setting (ft-bmp)	5.5-10.5	Casing Diameter (in.)	2	Well Material	PVC
Static Water Level (ft-bmp)	6.75	Total Depth (ft-bmp)	10.22	Water Column (ft.)	3.47	Gallons in Well	0.56
		Pump Intake (ft-bmp)	8.25	Purge Method	Low-Flow	Sample Method	Grab
		Well Volumes Purged	2.79				
Sample Time: Label	14:01	Volume Purged	1.56 gallons	Replicate/Code No.	--	Sampled by	Gary Schafer
Purge Start	12:57						
Purge End	14:11						

Time	Minutes Elapsed between Readings	Flow Rate (mL/min) [100-300 mL/min]	Depth to Water (ft) [± 0.3]	Total Gallons Purged	pH [± 0.1]	Cond. (mS/cm) [± 3%]	Turbidity (NTU) [± 10%*]	DO (mg/L) [± 10%]	Temp. (°C) [± 3%]	Redox (mV) [± 10mV]	Appearance	
											Color	Odor
13:00	0	100	6.80	0.00	7.62	0.55	200.00	1.21	11.7	-23.6	Brown, Cloudy	No Odor
13:05	5	100	6.80	0.13	7.53	0.56	159.00	1.46	11.7	62.8	Brown, Cloudy	No Odor
13:10	5	100	6.80	0.26	7.56	0.56	69.70	1.72	12.0	-72.7	Brown, Turbid	No Odor
13:15	5	100	6.80	0.39	7.58	0.57	47.90	1.91	12.0	-74.4	Brown, Turbid	No Odor
13:20	5	100	6.80	0.52	7.69	0.57	40.00	2.03	11.9	-70.3	Brown, Turbid	No Odor
13:25	5	100	6.80	0.65	7.69	0.58	35.90	2.00	12.2	-71.0	Brown, Turbid	No Odor
13:30	5	100	6.80	0.78	7.68	0.58	29.00	2.01	12.3	-69.3	Brown, Turbid	No Odor
13:35	5	100	6.80	0.91	7.68	0.58	22.80	2.13	12.1	-65.8	Brown, Clear	No Odor
13:40	5	100	6.80	1.04	7.67	0.57	18.60	2.15	11.7	-64.2	Clear	No Odor
13:45	5	100	6.80	1.17	7.68	0.57	15.30	2.14	11.9	-62.3	Clear	No Odor
13:50	5	100	6.80	1.30	7.68	0.57	10.70	2.20	12.0	-59.4	Clear	No Odor
13:55	5	100	6.80	1.43	7.67	0.57	11.40	2.18	11.7	-58.9	Clear	No Odor
14:00	5	100	6.80	1.56	7.67	0.57	9.38	2.13	11.5	-58.1	Clear	No Odor
--	--	--	--	--	--	--	--	--	--	--	--	--
--	--	--	--	--	--	--	--	--	--	--	--	--
--	--	--	--	--	--	--	--	--	--	--	--	--
--	--	--	--	--	--	--	--	--	--	--	--	--
--	--	--	--	--	--	--	--	--	--	--	--	--
--	--	--	--	--	--	--	--	--	--	--	--	--
--	--	--	--	--	--	--	--	--	--	--	--	--
--	--	--	--	--	--	--	--	--	--	--	--	--

* **Turbidity** < 50 NTU and ±10% or within 1 NTU of a previous reading when <10 NTU

Constituents Sampled	Container	Number	Preservative
1,1-DCE, cis-1,2-DCE, trans-1,2-DCE, PCE, TCE, VC	40 mL Glass	3	HCL
1,4-dioxane	40 mL Glass	3	HCL

Comments

None

Well Casing Volumes

Gallons/Foot — *1" = 0.04* | *1.25" = 0.06* | *1.5" = 0.09* | *2" = 0.16* | *2.5" = 0.26* | *3" = 0.37* | *3.5" = 0.50* | *4" = 0.65* | *6" = 1.47*

Well Information

Well Location:	11721 Boston Post; back yard	Well Locked at Arrival:	yes
Condition of Well:	Good	Well Locked at Departure:	yes
Well Completion:	Flush mount	Lock Functioning:	yes

ARCADIS

SHALLOW LOW-FLOW GROUNDWATER SAMPLING FORM

Project No.	30050315.402.01	Well ID	MW-174S			Date	5-14-21
Project Name/Location		Ford LTP		Weather	66.0 degrees F and Clear. The wind is blowing W/NW at 4.7 mph.		
Measuring Pt. Description	Top of Casing	Screen Setting (ft-bmp)	5.5-10.5	Casing Diameter (in.)	2	Well Material	PVC
Static Water Level (ft-bmp)	8.41	Total Depth (ft-bmp)	8.58	Water Column (ft.)	0.17	Gallons in Well	0.03
		Pump Intake (ft-bmp)	8.50	Purge Method	Low-Flow	Sample Method	Grab
		Well Volumes Purged	30.33				
Sample Time: Label	12:44	Volume Purged	0.91 gallons	Replicate/Code No.	--	Sampled by	Gary Schafer
Purge Start	12:06						
Purge End	12:57						

Time	Minutes Elapsed between Readings	Flow Rate (mL/min) [100-300 mL/min]	Depth to Water (ft) [± 0.3]	Total Gallons Purged	pH [± 0.1]	Cond. (mS/cm) [± 3%]	Turbidity (NTU) [± 10%*]	DO (mg/L) [± 10%]	Temp. (°C) [± 3%]	Redox (mV) [± 10mV]	Appearance	
											Color	Odor
12:08	0	100	8.42	0.00	7.15	0.55	7.03	1.55	11.1	5.6	Clear, Small Brown Particulates	No Odor
12:13	5	100	8.42	0.13	7.28	0.56	0.02	1.28	11.0	-3.9	Clear	No Odor
12:18	5	100	8.42	0.26	7.34	0.56	0.02	1.49	11.3	0.2	Clear	No Odor
12:23	5	100	8.42	0.39	7.36	0.57	0.02	1.49	11.1	5.7	Clear	No Odor
12:28	5	100	8.42	0.52	7.39	0.57	0.02	1.47	10.9	14.6	Clear	No Odor
12:33	5	100	8.42	0.65	7.39	0.56	0.02	1.42	10.9	15.5	Clear	No Odor
12:38	5	100	8.42	0.78	7.39	0.56	0.02	1.35	11.0	19.5	Clear	No Odor
12:43	5	100	8.42	0.91	7.40	0.56	0.02	1.34	11.0	24.0	Clear	No Odor
--	--	--	--	--	--	--	--	--	--	--	--	--
--	--	--	--	--	--	--	--	--	--	--	--	--
--	--	--	--	--	--	--	--	--	--	--	--	--
--	--	--	--	--	--	--	--	--	--	--	--	--
--	--	--	--	--	--	--	--	--	--	--	--	--
--	--	--	--	--	--	--	--	--	--	--	--	--
--	--	--	--	--	--	--	--	--	--	--	--	--
--	--	--	--	--	--	--	--	--	--	--	--	--
--	--	--	--	--	--	--	--	--	--	--	--	--
--	--	--	--	--	--	--	--	--	--	--	--	--
--	--	--	--	--	--	--	--	--	--	--	--	--

* **Turbidity** < 50 NTU and ±10% or within 1 NTU of a previous reading when <10 NTU

Constituents Sampled	Container	Number	Preservative
1,1-DCE, cis-1,2-DCE, trans-1,2-DCE, PCE, TCE, VC	40 mL Glass	3	HCL
1,4-dioxane	40 mL Glass	3	HCL

Comments

None

Well Casing Volumes

Gallons/Foot — *1" = 0.04* | *1.25" = 0.06* | *1.5" = 0.09* | *2" = 0.16* | *2.5" = 0.26* | *3" = 0.37* | *3.5" = 0.50* | *4" = 0.65* | *6" = 1.47*

Well Information

Well Location:	11865 Boston Post; front yard north end	Well Locked at Arrival:	yes
Condition of Well:	Good	Well Locked at Departure:	yes
Well Completion:	Flush mount	Lock Functioning:	yes

ARCADIS

SHALLOW LOW-FLOW GROUNDWATER SAMPLING FORM

Project No.	30050315.402.01	Well ID	MW-176S			Date	5-13-21
Project Name/Location		Ford LTP		Weather	61.0 degrees F and Clear. The wind is blowing S/SW at 3.4 mph.		
Measuring Pt. Description	Top of Casing	Screen Setting (ft-bmp)	5-10	Casing Diameter (in.)	2	Well Material	PVC
Static Water Level (ft-bmp)	7.05	Total Depth (ft-bmp)	9.27	Water Column (ft.)	2.22	Gallons in Well	0.36
		Pump Intake (ft-bmp)	8.55	Purge Method	Low-Flow	Sample Method	Grab
		Well Volumes Purged	2.53				
Sample Time: Label	12:36	Volume Purged	0.91 gallons	Replicate/Code No.	--	Sampled by	Gary Schafer
Purge Start	11:57						
Purge End	12:44						

Time	Minutes Elapsed between Readings	Flow Rate (mL/min) [100-300 mL/min]	Depth to Water (ft) [± 0.3]	Total Gallons Purged	pH [± 0.1]	Cond. (mS/cm) [± 3%]	Turbidity (NTU) [± 10%*]	DO (mg/L) [± 10%]	Temp. (°C) [± 3%]	Redox (mV) [± 10mV]	Appearance	
											Color	Odor
12:00	0	100	7.05	0.00	7.58	0.53	0.28	0.77	11.2	55.5	Clear	No Odor
12:05	5	100	7.06	0.13	7.58	0.52	0.57	0.72	11.1	10.5	Clear	No Odor
12:10	5	100	7.06	0.26	7.59	0.52	0.58	0.74	11.0	-13.2	Clear	No Odor
12:15	5	100	7.06	0.39	7.63	0.51	0.65	0.80	11.2	-26.1	Clear	No Odor
12:20	5	100	7.06	0.52	7.64	0.51	0.44	0.75	11.3	-24.0	Clear	No Odor
12:25	5	100	7.06	0.65	7.65	0.51	0.41	0.74	11.1	-40.1	Clear	No Odor
12:30	5	100	7.06	0.78	7.65	0.51	0.24	0.75	11.2	-44.4	Clear	No Odor
12:35	5	100	7.06	0.91	7.65	0.51	0.61	0.77	11.2	-47.3	Clear	No Odor
--	--	--	--	--	--	--	--	--	--	--	--	--
--	--	--	--	--	--	--	--	--	--	--	--	--
--	--	--	--	--	--	--	--	--	--	--	--	--
--	--	--	--	--	--	--	--	--	--	--	--	--
--	--	--	--	--	--	--	--	--	--	--	--	--
--	--	--	--	--	--	--	--	--	--	--	--	--
--	--	--	--	--	--	--	--	--	--	--	--	--
--	--	--	--	--	--	--	--	--	--	--	--	--
--	--	--	--	--	--	--	--	--	--	--	--	--
--	--	--	--	--	--	--	--	--	--	--	--	--
--	--	--	--	--	--	--	--	--	--	--	--	--

* **Turbidity** < 50 NTU and ±10% or within 1 NTU of a previous reading when <10 NTU

Constituents Sampled	Container	Number	Preservative
1,1-DCE, cis-1,2-DCE, trans-1,2-DCE, PCE, TCE, VC	40 mL Glass	3	HCL
1,4-dioxane	40 mL Glass	3	HCL

Comments

None

Well Casing Volumes

Gallons/Foot — *1" = 0.04* — *1.25" = 0.06* — *1.5" = 0.09* — *2" = 0.16* — *2.5" = 0.26* — *3" = 0.37* — *3.5" = 0.50* — *4" = 0.65* — *6" = 1.47*

Well Information

Well Location:	11845 Boston Post; front yard	Well Locked at Arrival:	yes
Condition of Well:	Good	Well Locked at Departure:	yes
Well Completion:	Flush mount	Lock Functioning:	yes

ARCADIS

SHALLOW LOW-FLOW GROUNDWATER SAMPLING FORM

Project No.	30050315.402.01	Well ID	MW-177S			Date	5-18-21
Project Name/Location		Ford LTP		Weather	75.0 degrees F and Partly Cloudy. The wind is blowing S/SE at 11.4 mph.		
Measuring Pt. Description	Top of Casing	Screen Setting (ft-bmp)	4-9	Casing Diameter (in.)	2	Well Material	PVC
Static Water Level (ft-bmp)	6.42	Total Depth (ft-bmp)	8.21	Water Column (ft.)	1.79	Gallons in Well	0.29
		Pump Intake (ft-bmp)	7.92	Purge Method	Low-Flow	Sample Method	Grab
		Well Volumes Purged	3.14				
Sample Time: Label	14:46	Volume Purged	0.91 gallons	Replicate/Code No.	--	Sampled by	Gary Schafer
Purge Start	14:07						
Purge End	14:52						

Time	Minutes Elapsed between Readings	Flow Rate (mL/min) [100-300 mL/min]	Depth to Water (ft) [± 0.3]	Total Gallons Purged	pH [± 0.1]	Cond. (mS/cm) [± 3%]	Turbidity (NTU) [± 10%*]	DO (mg/L) [± 10%]	Temp. (°C) [± 3%]	Redox (mV) [± 10mV]	Appearance	
											Color	Odor
14:10	0	100	6.60	0.00	7.22	0.77	7.91	0.57	11.9	47.4	Clear	No Odor
14:15	5	100	6.60	0.13	7.20	0.77	6.87	0.40	11.8	46.6	Clear	No Odor
14:20	5	100	6.60	0.26	7.20	0.77	7.43	0.40	11.8	46.0	Clear	No Odor
14:25	5	100	6.60	0.39	7.18	0.77	6.48	0.65	11.7	44.8	Clear	No Odor
14:30	5	100	6.62	0.52	7.19	0.77	4.32	0.93	11.6	40.8	Clear	No Odor
14:35	5	100	6.62	0.65	7.19	0.76	3.32	1.21	11.6	36.0	Clear	No Odor
14:40	5	100	6.62	0.78	7.19	0.76	2.65	1.26	11.7	32.4	Clear	No Odor
14:45	5	100	6.62	0.91	7.20	0.76	0.88	1.30	11.5	26.2	Clear	No Odor
--	--	--	--	--	--	--	--	--	--	--	--	--
--	--	--	--	--	--	--	--	--	--	--	--	--
--	--	--	--	--	--	--	--	--	--	--	--	--
--	--	--	--	--	--	--	--	--	--	--	--	--
--	--	--	--	--	--	--	--	--	--	--	--	--
--	--	--	--	--	--	--	--	--	--	--	--	--
--	--	--	--	--	--	--	--	--	--	--	--	--
--	--	--	--	--	--	--	--	--	--	--	--	--
--	--	--	--	--	--	--	--	--	--	--	--	--
--	--	--	--	--	--	--	--	--	--	--	--	--
--	--	--	--	--	--	--	--	--	--	--	--	--
--	--	--	--	--	--	--	--	--	--	--	--	--

* **Turbidity** < 50 NTU and ±10% or within 1 NTU of a previous reading when <10 NTU

Constituents Sampled	Container	Number	Preservative
1,1-DCE, cis-1,2-DCE, trans-1,2-DCE, PCE, TCE, VC	40 mL Glass	3	HCL
1,4-dioxane	40 mL Glass	3	HCL

Comments

Casing is chipped at top; j-plug does not seal properly

Well Casing Volumes

Gallons/Foot — *1" = 0.04* | *1.25" = 0.06* | *1.5" = 0.09* | *2" = 0.16* | *2.5" = 0.26* | *3" = 0.37* | *3.5" = 0.50* | *4" = 0.65* | *6" = 1.47*

Well Information

Well Location:	11866 Boston Post; front yard	Well Locked at Arrival:	yes
Condition of Well:	Fair	Well Locked at Departure:	yes
Well Completion:	Flush mount	Lock Functioning:	yes

ARCADIS

SHALLOW LOW-FLOW GROUNDWATER SAMPLING FORM

Project No.	30050315.402.01	Well ID	MW-178S			Date	5-14-21
Project Name/Location		Ford LTP		Weather	55.9 degrees F and Clear. The wind is blowing W at 3.4 mph.		
Measuring Pt. Description	Top of Casing	Screen Setting (ft-bmp)	4.5-9.5	Casing Diameter (in.)	2	Well Material	PVC
Static Water Level (ft-bmp)	6.30	Total Depth (ft-bmp)	8.83	Water Column (ft.)	2.53	Gallons in Well	0.41
		Pump Intake (ft-bmp)	7.80	Purge Method	Low-Flow	Sample Method	Grab
		Well Volumes Purged	3.80				
Sample Time: Label	11:21	Volume Purged	1.56 gallons	Replicate/Code No.	--	Sampled by	Gary Schafer
Purge Start	10:17						
Purge End	11:28						

Time	Minutes Elapsed between Readings	Flow Rate (mL/min) [100-300 mL/min]	Depth to Water (ft) [± 0.3]	Total Gallons Purged	pH [± 0.1]	Cond. (mS/cm) [± 3%]	Turbidity (NTU) [± 10%*]	DO (mg/L) [± 10%]	Temp. (°C) [± 3%]	Redox (mV) [± 10mV]	Appearance	
											Color	Odor
10:20	0	100	6.32	0.00	7.01	0.62	46.70	0.70	10.7	96.7	Brown, Turbid	No Odor
10:25	5	100	6.33	0.13	6.99	0.61	40.00	0.66	10.7	75.5	Brown, Turbid	No Odor
10:30	5	100	6.33	0.26	7.02	0.61	31.90	0.68	10.7	57.8	Brown, Turbid	No Odor
10:35	5	100	6.33	0.39	7.08	0.61	26.30	0.68	10.8	34.3	Brown, Clear	No Odor
10:40	5	100	6.33	0.52	7.14	0.61	20.70	0.71	10.7	18.8	Brown, Clear	No Odor
10:45	5	100	6.33	0.65	7.16	0.61	16.00	0.67	10.8	10.2	Clear	No Odor
10:50	5	100	6.33	0.78	7.19	0.61	10.70	0.65	10.9	4.2	Clear	No Odor
10:55	5	100	6.33	0.91	7.21	0.61	7.28	0.67	10.8	1.6	Clear	No Odor
11:00	5	100	6.33	1.04	7.22	0.62	7.54	0.67	11.0	-1.8	Clear	No Odor
11:05	5	100	6.33	1.17	7.24	0.62	5.41	0.70	11.0	-5.7	Clear	No Odor
11:10	5	100	6.33	1.30	7.24	0.62	5.05	0.68	11.1	-9.0	Clear	No Odor
11:15	5	100	6.33	1.43	7.26	0.62	4.09	0.68	11.1	-12.0	Clear	No Odor
11:20	5	100	6.33	1.56	7.25	0.62	3.72	0.67	11.1	-14.7	Clear	No Odor
--	--	--	--	--	--	--	--	--	--	--	--	--
--	--	--	--	--	--	--	--	--	--	--	--	--
--	--	--	--	--	--	--	--	--	--	--	--	--
--	--	--	--	--	--	--	--	--	--	--	--	--
--	--	--	--	--	--	--	--	--	--	--	--	--
--	--	--	--	--	--	--	--	--	--	--	--	--
--	--	--	--	--	--	--	--	--	--	--	--	--
--	--	--	--	--	--	--	--	--	--	--	--	--

* **Turbidity** < 50 NTU and ±10% or within 1 NTU of a previous reading when <10 NTU

Constituents Sampled	Container	Number	Preservative
1,1-DCE, cis-1,2-DCE, trans-1,2-DCE, PCE, TCE, VC	40 mL Glass	3	HCL
1,4-dioxane	40 mL Glass	3	HCL

Comments

None

Well Casing Volumes

Gallons/Foot — *1" = 0.04* | *1.25" = 0.06* | *1.5" = 0.09* | *2" = 0.16* | *2.5" = 0.26* | *3" = 0.37* | *3.5" = 0.50* | *4" = 0.65* | *6" = 1.47*

Well Information

Well Location:	11850 Boston Post; east side yard	Well Locked at Arrival:	yes
Condition of Well:	Good	Well Locked at Departure:	yes
Well Completion:	Flush mount	Lock Functioning:	yes

ARCADIS

SHALLOW LOW-FLOW GROUNDWATER SAMPLING FORM

Project No.	30050315.402.01	Well ID	MW-179S			Date	5-10-21
Project Name/Location		Ford LTP		Weather	51.1 degrees F and Cloudy. The wind is blowing W/NW at 11.4 mph.		
Measuring Pt. Description	Top of Casing	Screen Setting (ft-bmp)	6-11	Casing Diameter (in.)	2	Well Material	PVC
Static Water Level (ft-bmp)	8.37	Total Depth (ft-bmp)	10.89	Water Column (ft.)	2.52	Gallons in Well	0.41
		Pump Intake (ft-bmp)	9.87	Purge Method	Low-Flow	Sample Method	Grab
		Well Volumes Purged	2.34				
Sample Time: Label	13:36	Volume Purged	0.96 gallons	Replicate/Code No.	--	Sampled by	Gary Schafer
Purge Start	13:03						
Purge End	13:50						

Time	Minutes Elapsed between Readings	Flow Rate (mL/min) [100-300 mL/min]	Depth to Water (ft) [± 0.3]	Total Gallons Purged	pH [± 0.1]	Cond. (mS/cm) [± 3%]	Turbidity (NTU) [± 10%*]	DO (mg/L) [± 10%]	Temp. (°C) [± 3%]	Redox (mV) [± 10mV]	Appearance	
											Color	Odor
13:05	0	120	84.00	0.00	7.86	0.21	2.90	2.90	10.9	124.5	Clear	No Odor
13:10	5	120	8.40	0.16	7.85	0.21	2.53	2.60	11.0	125.3	Clear	No Odor
13:15	5	120	8.40	0.32	7.91	0.21	1.38	1.78	11.2	124.5	Clear	No Odor
13:20	5	120	8.40	0.48	7.93	0.21	1.09	1.49	11.3	123.4	Clear	No Odor
13:25	5	120	8.40	0.64	7.92	0.21	0.93	1.63	11.3	123.1	Clear	No Odor
13:30	5	120	8.40	0.80	7.92	0.21	0.87	1.56	11.3	122.8	Clear	No Odor
13:35	5	120	8.40	0.96	7.92	0.21	0.51	1.59	11.1	122.3	Clear	No Odor
--	--	--	--	--	--	--	--	--	--	--	--	--
--	--	--	--	--	--	--	--	--	--	--	--	--
--	--	--	--	--	--	--	--	--	--	--	--	--
--	--	--	--	--	--	--	--	--	--	--	--	--
--	--	--	--	--	--	--	--	--	--	--	--	--
--	--	--	--	--	--	--	--	--	--	--	--	--
--	--	--	--	--	--	--	--	--	--	--	--	--
--	--	--	--	--	--	--	--	--	--	--	--	--
--	--	--	--	--	--	--	--	--	--	--	--	--
--	--	--	--	--	--	--	--	--	--	--	--	--
--	--	--	--	--	--	--	--	--	--	--	--	--
--	--	--	--	--	--	--	--	--	--	--	--	--

* **Turbidity** < 50 NTU and ±10% or within 1 NTU of a previous reading when <10 NTU

Constituents Sampled	Container	Number	Preservative
1,1-DCE, cis-1,2-DCE, trans-1,2-DCE, PCE, TCE, VC	40 mL Glass	3	HCL
1,4-dioxane	40 mL Glass	3	HCL

Comments

None

Well Casing Volumes

Gallons/Foot — *1" = 0.04* | *1.25" = 0.06* | *1.5" = 0.09* | *2" = 0.16* | *2.5" = 0.26* | *3" = 0.37* | *3.5" = 0.50* | *4" = 0.65* | *6" = 1.47*

Well Information

Well Location:	34870 Wadsworth; front yard	Well Locked at Arrival:	yes
Condition of Well:	Good	Well Locked at Departure:	yes
Well Completion:	Flush mount	Lock Functioning:	yes

ARCADIS

SHALLOW LOW-FLOW GROUNDWATER SAMPLING FORM

Project No.	30050315.402.01	Well ID	MW-180SR			Date	5-7-21
Project Name/Location		Ford LTP		Weather	52.0 degrees F and Partly Cloudy. The wind is blowing at 4.7 mph.		
Measuring Pt. Description	Top of Casing	Screen Setting (ft-bmp)	6.5-11.5	Casing Diameter (in.)	2	Well Material	PVC
Static Water Level (ft-bmp)	8.20	Total Depth (ft-bmp)	11.02	Water Column (ft.)	2.82	Gallons in Well	0.46
		Pump Intake (ft-bmp)	9.70	Purge Method	Low-Flow	Sample Method	Grab
		Well Volumes Purged	2.43				
Sample Time: Label	13:26	Volume Purged	1.12 gallons	Replicate/Code No.	--	Sampled by	Gary Schafer
Purge Start	12:47						
Purge End	13:35						

Time	Minutes Elapsed between Readings	Flow Rate (mL/min) [100-300 mL/min]	Depth to Water (ft) [± 0.3]	Total Gallons Purged	pH [± 0.1]	Cond. (mS/cm) [± 3%]	Turbidity (NTU) [± 10%*]	DO (mg/L) [± 10%]	Temp. (°C) [± 3%]	Redox (mV) [± 10mV]	Appearance	
											Color	Odor
12:50	0	120	8.24	0.00	7.86	0.25	1.40	5.85	12.6	129.8	Clear	No Odor
12:55	5	120	8.24	0.16	7.87	0.26	1.45	5.66	12.4	131.4	Clear	No Odor
13:00	5	120	8.24	0.32	7.88	0.26	1.64	5.91	12.5	132.4	Clear	No Odor
13:05	5	120	8.25	0.48	7.89	0.26	1.41	5.84	12.4	133.7	Clear	No Odor
13:10	5	120	8.25	0.64	7.91	0.26	0.51	5.56	12.5	133.6	Clear	No Odor
13:15	5	120	8.25	0.80	7.91	0.26	0.75	5.43	12.1	135.3	Clear	No Odor
13:20	5	120	8.25	0.96	7.90	0.26	1.13	5.41	12.1	136.7	Clear	No Odor
13:25	5	120	8.25	1.12	7.91	0.26	0.70	5.32	12.3	137.4	Clear	No Odor
--	--	--	--	--	--	--	--	--	--	--	--	--
--	--	--	--	--	--	--	--	--	--	--	--	--
--	--	--	--	--	--	--	--	--	--	--	--	--
--	--	--	--	--	--	--	--	--	--	--	--	--
--	--	--	--	--	--	--	--	--	--	--	--	--
--	--	--	--	--	--	--	--	--	--	--	--	--
--	--	--	--	--	--	--	--	--	--	--	--	--
--	--	--	--	--	--	--	--	--	--	--	--	--
--	--	--	--	--	--	--	--	--	--	--	--	--
--	--	--	--	--	--	--	--	--	--	--	--	--
--	--	--	--	--	--	--	--	--	--	--	--	--

* **Turbidity** < 50 NTU and ±10% or within 1 NTU of a previous reading when <10 NTU

Constituents Sampled	Container	Number	Preservative
1,1-DCE, cis-1,2-DCE, trans-1,2-DCE, PCE, TCE, VC	40 mL Glass	3	HCL
1,4-dioxane	40 mL Glass	3	HCL

Comments

None

Well Casing Volumes

Gallons/Foot — *1" = 0.04* | *1.25" = 0.06* | *1.5" = 0.09* | *2" = 0.16* | *2.5" = 0.26* | *3" = 0.37* | *3.5" = 0.50* | *4" = 0.65* | *6" = 1.47*

Well Information

Well Location:	34891 Wadsworth; side yard	Well Locked at Arrival:	yes
Condition of Well:	Good	Well Locked at Departure:	yes
Well Completion:	Flush mount	Lock Functioning:	yes

ARCADIS

SHALLOW LOW-FLOW GROUNDWATER SAMPLING FORM

Project No.	30050315.402.01	Well ID	MW-181S			Date	5-5-21
Project Name/Location	Ford LTP			Weather	46.0 degrees F and Cloudy. The wind is blowing N/NW at 15.0 mph.		
Measuring Pt. Description	Top of Casing	Screen Setting (ft-bmp)	3.5-8.5	Casing Diameter (in.)	2	Well Material	PVC
Static Water Level (ft-bmp)	6.67	Total Depth (ft-bmp)	8.58	Water Column (ft.)	1.91	Gallons in Well	0.31
		Pump Intake (ft-bmp)	8.17	Purge Method	Low-Flow	Sample Method	Grab
		Well Volumes Purged	3.87				
Sample Time: Label	13:06	Volume Purged	1.2 gallons	Replicate/Code No.	--	Sampled by	Gary Schafer
Purge Start	12:22						
Purge End	13:13						

Time	Minutes Elapsed between Readings	Flow Rate (mL/min) [100-300 mL/min]	Depth to Water (ft) [± 0.3]	Total Gallons Purged	pH [± 0.1]	Cond. (mS/cm) [± 3%]	Turbidity (NTU) [± 10%*]	DO (mg/L) [± 10%]	Temp. (°C) [± 3%]	Redox (mV) [± 10mV]	Appearance	
											Color	Odor
12:25	0	110	6.70	0.00	7.26	3.22	33.90	0.41	9.8	-64.8	Turbid	No Odor
12:30	5	110	6.70	0.15	7.34	3.11	13.10	0.37	9.9	-62.0	Clear	No Odor
12:35	5	110	6.70	0.30	7.36	3.03	9.22	0.43	9.9	-56.8	Clear	No Odor
12:40	5	110	6.70	0.45	7.37	2.98	7.48	0.48	9.9	-53.1	Clear	No Odor
12:45	5	110	6.70	0.60	7.38	2.94	5.94	0.54	9.9	-49.1	Clear	No Odor
12:50	5	110	6.70	0.75	7.38	2.89	4.04	0.72	10.0	-45.5	Clear	No Odor
12:55	5	110	6.70	0.90	7.38	2.84	3.39	0.73	10.1	-42.2	Clear	No Odor
13:00	5	110	6.70	1.05	7.38	2.80	3.31	0.73	10.1	-40.7	Clear	No Odor
13:05	5	110	6.70	1.20	7.38	2.77	2.07	0.78	10.2	-38.4	Clear	No Odor
--	--	--	--	--	--	--	--	--	--	--	--	--
--	--	--	--	--	--	--	--	--	--	--	--	--
--	--	--	--	--	--	--	--	--	--	--	--	--
--	--	--	--	--	--	--	--	--	--	--	--	--
--	--	--	--	--	--	--	--	--	--	--	--	--
--	--	--	--	--	--	--	--	--	--	--	--	--
--	--	--	--	--	--	--	--	--	--	--	--	--
--	--	--	--	--	--	--	--	--	--	--	--	--
--	--	--	--	--	--	--	--	--	--	--	--	--
--	--	--	--	--	--	--	--	--	--	--	--	--
--	--	--	--	--	--	--	--	--	--	--	--	--

* **Turbidity** < 50 NTU and ±10% or within 1 NTU of a previous reading when <10 NTU

Constituents Sampled	Container	Number	Preservative
1,1-DCE, cis-1,2-DCE, trans-1,2-DCE, PCE, TCE, VC	40 mL Glass	3	HCL
1,4-dioxane	40 mL Glass	3	HCL

Comments

Vault filled with dirt. Dug out dirt before removing J-plug.

Well Casing Volumes

Gallons/Foot					
	1" = 0.04	*1.5" = 0.09*	*2.5" = 0.26*	*3.5" = 0.50*	*6" = 1.47*
	1.25" = 0.06	*2" = 0.16*	*3" = 0.37*	*4" = 0.65*	

Well Information

Well Location:	34990 Wadsworth; front yard	Well Locked at Arrival:	yes
Condition of Well:	Good	Well Locked at Departure:	yes
Well Completion:	Flush mount	Lock Functioning:	yes

ARCADIS

SHALLOW LOW-FLOW GROUNDWATER SAMPLING FORM

Project No.	30050315.402.01	Well ID	MW-182S			Date	5-5-21
Project Name/Location		Ford LTP		Weather	45.0 degrees F and Cloudy. The wind is blowing N/NW at 10.3 mph.		
Measuring Pt. Description	Top of Casing	Screen Setting (ft-bmp)	4-9	Casing Diameter (in.)	2	Well Material	PVC
Static Water Level (ft-bmp)	6.36	Total Depth (ft-bmp)	8.79	Water Column (ft.)	2.43	Gallons in Well	0.39
		Pump Intake (ft-bmp)	7.86	Purge Method	Low-Flow	Sample Method	Grab
		Well Volumes Purged	2.00				
Sample Time: Label	11:16	Volume Purged	0.78 gallons	Replicate/Code No.	--	Sampled by	Gary Schafer
Purge Start	10:42						
Purge End	11:25						

Time	Minutes Elapsed between Readings	Flow Rate (mL/min) [100-300 mL/min]	Depth to Water (ft) [± 0.3]	Total Gallons Purged	pH [± 0.1]	Cond. (mS/cm) [± 3%]	Turbidity (NTU) [± 10%*]	DO (mg/L) [± 10%]	Temp. (°C) [± 3%]	Redox (mV) [± 10mV]	Appearance	
											Color	Odor
10:45	0	100	6.46	0.00	7.54	0.48	2.40	2.98	10.7	146.4	Clear	No Odor
10:50	5	100	6.49	0.13	7.54	0.48	0.85	2.37	10.8	145.5	Clear	No Odor
10:55	5	100	6.50	0.26	7.54	0.48	0.26	2.14	10.8	144.6	Clear	No Odor
11:00	5	100	6.50	0.39	7.54	0.48	0.43	1.83	10.8	143.4	Clear	No Odor
11:05	5	100	6.50	0.52	7.55	0.48	0.02	1.55	10.7	142.0	Clear	No Odor
11:10	5	100	6.51	0.65	7.54	0.48	0.02	1.54	10.8	141.0	Clear	No Odor
11:15	5	100	6.51	0.78	7.54	0.48	0.02	1.45	10.8	140.1	Clear	No Odor
--	--	--	--	--	--	--	--	--	--	--	--	--
--	--	--	--	--	--	--	--	--	--	--	--	--
--	--	--	--	--	--	--	--	--	--	--	--	--
--	--	--	--	--	--	--	--	--	--	--	--	--
--	--	--	--	--	--	--	--	--	--	--	--	--
--	--	--	--	--	--	--	--	--	--	--	--	--
--	--	--	--	--	--	--	--	--	--	--	--	--
--	--	--	--	--	--	--	--	--	--	--	--	--
--	--	--	--	--	--	--	--	--	--	--	--	--
--	--	--	--	--	--	--	--	--	--	--	--	--
--	--	--	--	--	--	--	--	--	--	--	--	--
--	--	--	--	--	--	--	--	--	--	--	--	--

* **Turbidity** < 50 NTU and ±10% or within 1 NTU of a previous reading when <10 NTU

Constituents Sampled	Container	Number	Preservative
1,1-DCE, cis-1,2-DCE, trans-1,2-DCE, PCE, TCE, VC	40 mL Glass	3	HCL
1,4-dioxane	40 mL Glass	3	HCL

Comments

None

Well Casing Volumes

Gallons/Foot					
	1" = 0.04	1.5" = 0.09	2.5" = 0.26	3.5" = 0.50	6" = 1.47
	1.25" = 0.06	2" = 0.16	3" = 0.37	4" = 0.65	

Well Information

Well Location:	34766 Standish; front yard	Well Locked at Arrival:	yes
Condition of Well:	Good	Well Locked at Departure:	yes
Well Completion:	Flush mount	Lock Functioning:	yes

ARCADIS

SHALLOW LOW-FLOW GROUNDWATER SAMPLING FORM

Project No.	30050315.402.01	Well ID	MW-183S			Date	5-4-21
Project Name/Location		Ford LTP		Weather	62.1 degrees F and Cloudy. The wind is blowing W/NW at 16.1 mph.		
Measuring Pt. Description	Top of Casing	Screen Setting (ft-bmp)	8-13	Casing Diameter (in.)	2	Well Material	PVC
Static Water Level (ft-bmp)	9.42	Total Depth (ft-bmp)	12.70	Water Column (ft.)	3.28	Gallons in Well	0.53
		Pump Intake (ft-bmp)	10.92	Purge Method	Low-Flow	Sample Method	Grab
		Well Volumes Purged	3.62				
Sample Time: Label	12:21	Volume Purged	1.92 gallons	Replicate/Code No.	--	Sampled by	Gary Schafer
Purge Start	11:17						
Purge End	12:30						

Time	Minutes Elapsed between Readings	Flow Rate (mL/min) [100-300 mL/min]	Depth to Water (ft) [± 0.3]	Total Gallons Purged	pH [± 0.1]	Cond. (mS/cm) [± 3%]	Turbidity (NTU) [± 10%*]	DO (mg/L) [± 10%]	Temp. (°C) [± 3%]	Redox (mV) [± 10mV]	Appearance	
											Color	Odor
11:20	0	120	9.44	0.00	7.42	0.43	46.40	6.56	11.0	145.3	Turbid	No Odor
11:25	5	120	9.44	0.16	7.38	0.45	48.30	5.57	11.0	128.6	Turbid	No Odor
11:30	5	120	9.44	0.32	7.43	0.47	57.00	5.28	11.0	107.6	Turbid	No Odor
11:35	5	120	9.44	0.48	7.46	0.48	49.40	5.12	10.9	103.4	Turbid	No Odor
11:40	5	120	9.44	0.64	7.47	0.49	43.10	5.06	10.9	102.7	Turbid	No Odor
11:45	5	120	9.44	0.80	7.48	0.49	40.00	5.07	10.9	104.6	Turbid	No Odor
11:50	5	120	9.44	0.96	7.48	0.49	36.40	5.03	10.8	107.7	Clear	No Odor
11:55	5	120	9.44	1.12	7.50	0.50	29.50	4.96	10.9	110.3	Clear	No Odor
12:00	5	120	9.44	1.28	7.50	0.50	25.10	4.85	11.0	112.6	Clear	No Odor
12:05	5	120	9.44	1.44	7.51	0.50	21.70	4.81	10.9	114.0	Clear	No Odor
12:10	5	120	9.44	1.60	7.51	0.50	18.70	4.78	10.9	114.8	Clear	No Odor
12:15	5	120	9.44	1.76	7.52	0.50	16.00	4.68	10.9	116.0	Clear	No Odor
12:20	5	120	9.44	1.92	7.51	0.50	15.50	4.67	10.9	116.6	Clear	No Odor
--	--	--	--	--	--	--	--	--	--	--	--	--
--	--	--	--	--	--	--	--	--	--	--	--	--
--	--	--	--	--	--	--	--	--	--	--	--	--
--	--	--	--	--	--	--	--	--	--	--	--	--
--	--	--	--	--	--	--	--	--	--	--	--	--
--	--	--	--	--	--	--	--	--	--	--	--	--
--	--	--	--	--	--	--	--	--	--	--	--	--

* **Turbidity** < 50 NTU and ±10% or within 1 NTU of a previous reading when <10 NTU

Constituents Sampled	Container	Number	Preservative
1,1-DCE, cis-1,2-DCE, trans-1,2-DCE, PCE, TCE, VC	40 mL Glass	3	HCL
1,4-dioxane	40 mL Glass	3	HCL

Comments

None

Well Casing Volumes

Gallons/Foot — *1" = 0.04* | *1.25" = 0.06* | *1.5" = 0.09* | *2" = 0.16* | *2.5" = 0.26* | *3" = 0.37* | *3.5" = 0.50* | *4" = 0.65* | *6" = 1.47*

Well Information

Well Location:	34934 Standish	Well Locked at Arrival:	yes
Condition of Well:	Good	Well Locked at Departure:	yes
Well Completion:	Flush mount	Lock Functioning:	yes

ARCADIS

SHALLOW LOW-FLOW GROUNDWATER SAMPLING FORM

Project No.	30050315.402.01	Well ID	MW-184S			Date	5-19-21
Project Name/Location		Ford LTP		Weather	83 degrees, sun and clouds, wind 5-8 MPH		
Measuring Pt. Description	Top of Casing	Screen Setting (ft-bmp)	4.5-9.5	Casing Diameter (in.)	2	Well Material	PVC
Static Water Level (ft-bmp)	7.20	Total Depth (ft-bmp)	7.64	Water Column (ft.)	0.44	Gallons in Well	0.07
		Pump Intake (ft-bmp)	7.42	Purge Method	Low-Flow	Sample Method	Grab
		Well Volumes Purged	13.00				
Sample Time: Label	10:21	Volume Purged	0.91 gallons	Replicate/Code No.	--	Sampled by	Gary Schafer
Purge Start	9:43						
Purge End	10:30						

Time	Minutes Elapsed between Readings	Flow Rate (mL/min) [100-300 mL/min]	Depth to Water (ft) [± 0.3]	Total Gallons Purged	pH [± 0.1]	Cond. (mS/cm) [± 3%]	Turbidity (NTU) [± 10%*]	DO (mg/L) [± 10%]	Temp. (°C) [± 3%]	Redox (mV) [± 10mV]	Appearance	
											Color	Odor
9:45	0	100	7.21	0.00	6.83	0.52	8.08	0.58	11.5	123.3	Clear	No Odor
9:50	5	100	7.21	0.13	7.03	0.54	3.74	0.35	11.2	115.9	Clear	No Odor
9:55	5	100	7.21	0.26	7.22	0.59	1.39	0.29	11.3	106.5	Clear	No Odor
10:00	5	100	7.21	0.39	7.30	0.62	1.25	0.27	11.2	100.4	Clear	No Odor
10:05	5	100	7.21	0.52	7.33	0.64	0.50	0.25	11.2	95.9	Clear	No Odor
10:10	5	100	7.21	0.65	7.36	0.64	0.51	0.25	11.6	90.9	Clear	No Odor
10:15	5	100	7.21	0.78	7.37	0.65	0.76	0.23	11.6	88.0	Clear	No Odor
10:20	5	100	7.21	0.91	7.39	0.65	0.71	0.22	11.6	85.0	Clear	No Odor
--	--	--	--	--	--	--	--	--	--	--	--	--
--	--	--	--	--	--	--	--	--	--	--	--	--
--	--	--	--	--	--	--	--	--	--	--	--	--
--	--	--	--	--	--	--	--	--	--	--	--	--
--	--	--	--	--	--	--	--	--	--	--	--	--
--	--	--	--	--	--	--	--	--	--	--	--	--
--	--	--	--	--	--	--	--	--	--	--	--	--
--	--	--	--	--	--	--	--	--	--	--	--	--
--	--	--	--	--	--	--	--	--	--	--	--	--
--	--	--	--	--	--	--	--	--	--	--	--	--
--	--	--	--	--	--	--	--	--	--	--	--	--

* **Turbidity** < 50 NTU and ±10% or within 1 NTU of a previous reading when <10 NTU

Constituents Sampled	Container	Number	Preservative
1,1-DCE, cis-1,2-DCE, trans-1,2-DCE, PCE, TCE, VC	40 mL Glass	3	HCL
1,4-dioxane	40 mL Glass	3	HCL

Comments

None

Well Casing Volumes

Gallons/Foot — *1" = 0.04* | *1.25" = 0.06* | *1.5" = 0.09* | *2" = 0.16* | *2.5" = 0.26* | *3" = 0.37* | *3.5" = 0.50* | *4" = 0.65* | *6" = 1.47*

Well Information

Well Location:	11981 Boston Post; front yard	Well Locked at Arrival:	yes
Condition of Well:	Good	Well Locked at Departure:	yes
Well Completion:	Flush mount	Lock Functioning:	yes

ARCADIS

SHALLOW LOW-FLOW GROUNDWATER SAMPLING FORM

Project No.	30050315.402.01	Well ID	MW-185S			Date	5-5-21
Project Name/Location	Ford LTP			Weather	45 cloudy		
Measuring Pt. Description	Top of Casing	Screen Setting (ft-bmp)	6-11	Casing Diameter (in.)	2	Well Material	PVC
Static Water Level (ft-bmp)	8.37	Total Depth (ft-bmp)	10.55	Water Column (ft.)	2.18	Gallons in Well	0.35
		Pump Intake (ft-bmp)	9.87	Purge Method	Low-Flow	Sample Method	Grab
		Well Volumes Purged	5.26				
Sample Time: Label	11:35	Volume Purged	1.84 gallons	Replicate/Code No.	--	Sampled by	Allyson Hartz
Purge Start	10:54						
Purge End	11:42						

Time	Minutes Elapsed between Readings	Flow Rate (mL/min) [100-300 mL/min]	Depth to Water (ft) [± 0.3]	Total Gallons Purged	pH [± 0.1]	Cond. (mS/cm) [± 3%]	Turbidity (NTU) [± 10%*]	DO (mg/L) [± 10%]	Temp. (°C) [± 3%]	Redox (mV) [± 10mV]	Appearance	
											Color	Odor
10:55	0	175	8.42	0.00	8.39	0.27	1.40	6.82	11.0	6.5	Clear	Slight Odor
11:00	5	175	8.42	0.23	8.25	0.29	2.17	4.42	11.1	18.1	Clear	Slight Odor
11:05	5	175	8.42	0.46	7.16	0.67	1.94	0.98	11.3	-6.6	Clear	Slight Odor
11:10	5	175	8.42	0.69	7.11	0.74	1.73	0.74	11.3	-54.9	Clear	Slight Odor
11:15	5	175	8.42	0.92	7.11	0.76	1.56	0.59	11.3	-59.8	Clear	Slight Odor
11:20	5	175	8.42	1.15	7.12	0.77	1.06	0.54	11.3	-61.9	Clear	Slight Odor
11:25	5	175	8.42	1.38	7.12	0.79	0.02	0.46	11.3	-62.1	Clear	Slight Odor
11:30	5	175	8.42	1.61	7.12	0.79	0.02	0.44	11.3	-61.9	Clear	No Odor
11:35	5	175	8.42	1.84	7.12	0.80	0.02	0.38	11.4	-60.9	Clear	Slight Odor
--	--	--	--	--	--	--	--	--	--	--	--	--
--	--	--	--	--	--	--	--	--	--	--	--	--
--	--	--	--	--	--	--	--	--	--	--	--	--
--	--	--	--	--	--	--	--	--	--	--	--	--
--	--	--	--	--	--	--	--	--	--	--	--	--
--	--	--	--	--	--	--	--	--	--	--	--	--
--	--	--	--	--	--	--	--	--	--	--	--	--
--	--	--	--	--	--	--	--	--	--	--	--	--
--	--	--	--	--	--	--	--	--	--	--	--	--
--	--	--	--	--	--	--	--	--	--	--	--	--
--	--	--	--	--	--	--	--	--	--	--	--	--

* **Turbidity** < 50 NTU and ±10% or within 1 NTU of a previous reading when <10 NTU

Constituents Sampled	Container	Number	Preservative
1,1-DCE, cis-1,2-DCE, trans-1,2-DCE, PCE, TCE, VC	40 mL Glass	3	HCL
1,4-dioxane	40 mL Glass	3	HCL

Comments

None

Well Casing Volumes

Gallons/Foot — *1" = 0.04* | *1.25" = 0.06* | *1.5" = 0.09* | *2" = 0.16* | *2.5" = 0.26* | *3" = 0.37* | *3.5" = 0.50* | *4" = 0.65* | *6" = 1.47*

Well Information

Well Location:	34921 Beacon, front yard	Well Locked at Arrival:	yes
Condition of Well:	Good	Well Locked at Departure:	yes
Well Completion:	Flush mount	Lock Functioning:	yes

ARCADIS

SHALLOW LOW-FLOW GROUNDWATER SAMPLING FORM

Project No.	30050315.402.01	Well ID	MW-186S			Date	5-21-21
Project Name/Location	Ford LTP			Weather	66.9 degrees F and Cloudy. The wind is blowing S/SW at 5.8 mph.		
Measuring Pt. Description	Top of Casing	Screen Setting (ft-bmp)	2.5-7.5	Casing Diameter (in.)	2	Well Material	PVC
Static Water Level (ft-bmp)	4.50	Total Depth (ft-bmp)	7.73	Water Column (ft.)	3.23	Gallons in Well	0.52
		Pump Intake (ft-bmp)	6.00	Purge Method	Low-Flow	Sample Method	Grab
		Well Volumes Purged	3.10				
Sample Time: Label	10:03	Volume Purged	1.61 gallons	Replicate/Code No.	--	Sampled by	Andrew Banitt
Purge Start	9:18						
Purge End	10:07						

Time	Minutes Elapsed between Readings	Flow Rate (mL/min) [100-300 mL/min]	Depth to Water (ft) [± 0.3]	Total Gallons Purged	pH [± 0.1]	Cond. (mS/cm) [± 3%]	Turbidity (NTU) [± 10%*]	DO (mg/L) [± 10%]	Temp. (°C) [± 3%]	Redox (mV) [± 10mV]	Appearance	
											Color	Odor
9:19	0	175	4.53	0.00	6.42	1.03	18.40	2.06	12.1	131.6	Clear	No Odor
9:24	5	135	4.52	0.23	6.26	1.04	15.00	0.37	11.7	104.5	Clear	No Odor
9:29	5	150	4.53	0.41	6.38	1.05	8.87	0.16	11.5	85.6	Clear	No Odor
9:34	5	150	4.53	0.61	6.45	1.05	3.88	0.07	11.5	72.4	Clear	No Odor
9:39	5	150	4.53	0.81	6.52	1.05	5.03	0.03	11.6	62.1	Clear	No Odor
9:44	5	150	4.53	1.01	6.56	1.05	5.26	0.03	11.3	55.1	Clear	No Odor
9:49	5	150	4.54	1.21	6.57	1.05	3.63	0.07	11.3	49.7	Clear	No Odor
9:54	5	150	4.54	1.41	6.60	1.05	4.37	0.01	11.4	44.2	Clear	No Odor
9:59	5	150	4.54	1.61	6.62	1.05	4.23	0.01	11.5	40.3	Clear	No Odor
--	--	--	--	--	--	--	--	--	--	--	--	--
--	--	--	--	--	--	--	--	--	--	--	--	--
--	--	--	--	--	--	--	--	--	--	--	--	--
--	--	--	--	--	--	--	--	--	--	--	--	--
--	--	--	--	--	--	--	--	--	--	--	--	--
--	--	--	--	--	--	--	--	--	--	--	--	--
--	--	--	--	--	--	--	--	--	--	--	--	--
--	--	--	--	--	--	--	--	--	--	--	--	--
--	--	--	--	--	--	--	--	--	--	--	--	--
--	--	--	--	--	--	--	--	--	--	--	--	--

* **Turbidity** < 50 NTU and ±10% or within 1 NTU of a previous reading when <10 NTU

Constituents Sampled	Container	Number	Preservative
1,1-DCE, cis-1,2-DCE, trans-1,2-DCE, PCE, TCE, VC	40 mL Glass	3	HCL
1,4-dioxane	40 mL Glass	3	HCL

Comments

None

Well Casing Volumes

Gallons/Foot — *1" = 0.04* | *1.25" = 0.06* | *1.5" = 0.09* | *2" = 0.16* | *2.5" = 0.26* | *3" = 0.37* | *3.5" = 0.50* | *4" = 0.65* | *6" = 1.47*

Well Information

Well Location:	12321 Stark behind parking lot	Well Locked at Arrival:	yes
Condition of Well:	Fair,Missing bolts	Well Locked at Departure:	yes
Well Completion:	Flush mount	Lock Functioning:	yes

ARCADIS

SHALLOW LOW-FLOW GROUNDWATER SAMPLING FORM

Project No.	30050315.402.01	Well ID	MW-187			Date	5-20-21
Project Name/Location		Ford LTP		Weather	84.0 degrees F and Mostly Cloudy. The wind is blowing S at 4.7 mph.		
Measuring Pt. Description	Top of Casing	Screen Setting (ft-bmp)	8-13	Casing Diameter (in.)	2	Well Material	PVC
Static Water Level (ft-bmp)	6.08	Total Depth (ft-bmp)	12.74	Water Column (ft.)	6.66	Gallons in Well	1.08
		Pump Intake (ft-bmp)	10.50	Purge Method	Low-Flow	Sample Method	Grab
		Well Volumes Purged	1.88				
Sample Time: Label	15:34	Volume Purged	2.03 gallons	Replicate/Code No.	--	Sampled by	Andrew Banitt
Purge Start	14:40						
Purge End	15:40						

Time	Minutes Elapsed between Readings	Flow Rate (mL/min) [100-300 mL/min]	Depth to Water (ft) [± 0.3]	Total Gallons Purged	pH [± 0.1]	Cond. (mS/cm) [± 3%]	Turbidity (NTU) [± 10%*]	DO (mg/L) [± 10%]	Temp. (°C) [± 3%]	Redox (mV) [± 10mV]	Appearance	
											Color	Odor
14:41	0	175	6.11	0.00	6.41	0.99	35.20	1.72	14.3	92.0	Clear, Small Orange Particulates	No Odor
14:46	5	150	6.11	0.23	6.21	0.96	14.20	0.22	14.9	75.7	Clear	No Odor
14:51	5	150	6.11	0.43	6.31	0.95	8.43	0.13	14.1	61.0	Clear	No Odor
14:56	5	150	6.11	0.63	6.37	0.95	7.60	0.09	14.7	48.2	Clear	No Odor
15:01	5	150	6.11	0.83	6.42	0.94	3.64	0.05	14.9	40.5	Clear	No Odor
15:06	5	150	6.11	1.03	6.48	0.95	4.86	0.02	14.1	32.7	Clear	No Odor
15:11	5	150	6.11	1.23	6.46	0.94	2.65	0.01	14.5	28.7	Clear	No Odor
15:16	5	150	6.11	1.43	6.51	0.95	8.03	0.01	14.2	22.1	Clear	No Odor
15:21	5	150	6.11	1.63	6.50	0.94	7.15	0.01	14.0	20.0	Clear	No Odor
15:26	5	150	6.11	1.83	6.50	0.95	6.88	0.00	14.1	17.1	Clear	No Odor
15:31	5	150	6.11	2.03	6.53	0.96	7.05	0.00	13.9	14.4	Clear	No Odor
--	--	--	--	--	--	--	--	--	--	--	--	--
--	--	--	--	--	--	--	--	--	--	--	--	--
--	--	--	--	--	--	--	--	--	--	--	--	--
--	--	--	--	--	--	--	--	--	--	--	--	--
--	--	--	--	--	--	--	--	--	--	--	--	--
--	--	--	--	--	--	--	--	--	--	--	--	--
--	--	--	--	--	--	--	--	--	--	--	--	--
--	--	--	--	--	--	--	--	--	--	--	--	--
--	--	--	--	--	--	--	--	--	--	--	--	--

* **Turbidity** < 50 NTU and ±10% or within 1 NTU of a previous reading when <10 NTU

Constituents Sampled	Container	Number	Preservative
1,1-DCE, cis-1,2-DCE, trans-1,2-DCE, PCE, TCE, VC	40 mL Glass	3	HCL
1,4-dioxane	40 mL Glass	3	HCL

Comments

None

Well Casing Volumes

Gallons/Foot — *1" = 0.04* — *1.25" = 0.06* — *1.5" = 0.09* — *2" = 0.16* — *2.5" = 0.26* — *3" = 0.37* — *3.5" = 0.50* — *4" = 0.65* — *6" = 1.47*

Well Information

Well Location:	12347 Stark back parking lot	Well Locked at Arrival:	yes
Condition of Well:	Missing bolts,Poor	Well Locked at Departure:	yes
Well Completion:	Flush mount	Lock Functioning:	yes

ARCADIS

SHALLOW LOW-FLOW GROUNDWATER SAMPLING FORM

Project No.	30050315.402.01	Well ID	MW-187S			Date	5-20-21
Project Name/Location	Ford LTP			Weather	82.9 degrees F and Mostly Cloudy. The wind is blowing S at 10.3 mph.		
Measuring Pt. Description	Top of Casing	Screen Setting (ft-bmp)	3-8	Casing Diameter (in.)	2	Well Material	PVC
Static Water Level (ft-bmp)	6.11	Total Depth (ft-bmp)	8.72	Water Column (ft.)	2.61	Gallons in Well	0.42
		Pump Intake (ft-bmp)	7.61	Purge Method	Low-Flow	Sample Method	Grab
		Well Volumes Purged	2.86				
Sample Time: Label	14:14	Volume Purged	1.2 gallons	Replicate/Code No.	--	Sampled by	Andrew Banitt
Purge Start	13:40						
Purge End	14:19						

Time	Minutes Elapsed between Readings	Flow Rate (mL/min) [100-300 mL/min]	Depth to Water (ft) [± 0.3]	Total Gallons Purged	pH [± 0.1]	Cond. (mS/cm) [± 3%]	Turbidity (NTU) [± 10%*]	DO (mg/L) [± 10%]	Temp. (°C) [± 3%]	Redox (mV) [± 10mV]	Appearance	
											Color	Odor
13:41	0	150	6.14	0.00	6.24	1.04	51.60	0.82	14.5	104.8	Cloudy	No Odor
13:46	5	150	6.15	0.20	6.12	1.01	20.90	0.18	14.0	98.4	Clear	No Odor
13:51	5	150	6.15	0.40	6.23	0.99	14.40	0.05	14.2	90.0	Clear	No Odor
13:56	5	150	6.15	0.60	6.31	0.99	9.66	0.03	13.7	83.0	Clear	No Odor
14:01	5	150	6.15	0.80	6.34	0.98	4.42	0.02	13.7	78.5	Clear	No Odor
14:06	5	150	6.15	1.00	6.39	0.98	2.70	0.01	13.7	73.5	Clear	No Odor
14:11	5	150	6.15	1.20	6.40	0.98	3.13	0.02	13.7	69.7	Clear	No Odor
--	--	--	--	--	--	--	--	--	--	--	--	--
--	--	--	--	--	--	--	--	--	--	--	--	--
--	--	--	--	--	--	--	--	--	--	--	--	--
--	--	--	--	--	--	--	--	--	--	--	--	--
--	--	--	--	--	--	--	--	--	--	--	--	--
--	--	--	--	--	--	--	--	--	--	--	--	--
--	--	--	--	--	--	--	--	--	--	--	--	--
--	--	--	--	--	--	--	--	--	--	--	--	--
--	--	--	--	--	--	--	--	--	--	--	--	--
--	--	--	--	--	--	--	--	--	--	--	--	--
--	--	--	--	--	--	--	--	--	--	--	--	--
--	--	--	--	--	--	--	--	--	--	--	--	--

* **Turbidity** < 50 NTU and ±10% or within 1 NTU of a previous reading when <10 NTU

Constituents Sampled	Container	Number	Preservative
1,1-DCE, cis-1,2-DCE, trans-1,2-DCE, PCE, TCE, VC	40 mL Glass	3	HCL
1,4-dioxane	40 mL Glass	3	HCL

Comments

Missing lid

Well Casing Volumes

Gallons/Foot					
	1" = 0.04	1.5" = 0.09	2.5" = 0.26	3.5" = 0.50	6" = 1.47
	1.25" = 0.06	2" = 0.16	3" = 0.37	4" = 0.65	

Well Information

Well Location:	12347 Stark back parking lot	Well Locked at Arrival:	yes
Condition of Well:	Poor	Well Locked at Departure:	yes
Well Completion:	Flush mount	Lock Functioning:	yes

ARCADIS

SHALLOW LOW-FLOW GROUNDWATER SAMPLING FORM

Project No.	30050315.402.01	Well ID	MW-188S			Date	5-21-21
Project Name/Location	Ford LTP			Weather	77.0 degrees F and Mostly Cloudy. The wind is blowing S/SW at 10.3 mph.		
Measuring Pt. Description	Top of Casing	Screen Setting (ft-bmp)	3-8	Casing Diameter (in.)	2	Well Material	PVC
Static Water Level (ft-bmp)	5.72	Total Depth (ft-bmp)	7.50	Water Column (ft.)	1.78	Gallons in Well	0.29
		Pump Intake (ft-bmp)	7.22	Purge Method	Low-Flow	Sample Method	Grab
		Well Volumes Purged	7.10				
Sample Time: Label	11:37	Volume Purged	2.06 gallons	Replicate/Code No.	--	Sampled by	Andrew Banitt
Purge Start	10:43						
Purge End	11:41						

Time	Minutes Elapsed between Readings	Flow Rate (mL/min) [100-300 mL/min]	Depth to Water (ft) [± 0.3]	Total Gallons Purged	pH [± 0.1]	Cond. (mS/cm) [± 3%]	Turbidity (NTU) [± 10%*]	DO (mg/L) [± 10%]	Temp. (°C) [± 3%]	Redox (mV) [± 10mV]	Appearance	
											Color	Odor
10:44	0	200	5.78	0.00	6.72	0.94	3.16	1.10	15.3	64.7	Clear	No Odor
10:49	5	150	5.77	0.26	6.41	0.93	3.34	0.17	14.9	52.8	Clear	No Odor
10:54	5	150	5.78	0.46	6.48	0.94	5.14	0.09	14.7	47.1	Clear	No Odor
10:59	5	150	5.78	0.66	6.50	0.94	6.25	0.06	14.6	46.5	Clear	No Odor
11:04	5	150	5.77	0.86	6.56	0.94	4.62	0.04	14.9	44.6	Clear	No Odor
11:09	5	150	5.77	1.06	6.57	0.94	6.78	0.04	14.7	44.5	Clear	No Odor
11:14	5	150	5.77	1.26	6.62	0.95	7.27	0.03	15.0	43.4	Clear	No Odor
11:19	5	150	5.77	1.46	6.63	0.95	6.94	0.02	15.2	43.8	Clear	No Odor
11:24	5	150	5.77	1.66	6.65	0.95	4.13	0.01	14.9	42.5	Clear	No Odor
11:29	5	150	5.77	1.86	6.61	0.95	4.77	0.01	14.7	45.2	Clear	No Odor
11:34	5	150	5.77	2.06	6.62	0.95	2.33	0.00	14.8	45.3	Clear	No Odor
--	--	--	--	--	--	--	--	--	--	--	--	--
--	--	--	--	--	--	--	--	--	--	--	--	--
--	--	--	--	--	--	--	--	--	--	--	--	--
--	--	--	--	--	--	--	--	--	--	--	--	--
--	--	--	--	--	--	--	--	--	--	--	--	--
--	--	--	--	--	--	--	--	--	--	--	--	--
--	--	--	--	--	--	--	--	--	--	--	--	--
--	--	--	--	--	--	--	--	--	--	--	--	--
--	--	--	--	--	--	--	--	--	--	--	--	--

* **Turbidity** < 50 NTU and ±10% or within 1 NTU of a previous reading when <10 NTU

Constituents Sampled	Container	Number	Preservative
1,1-DCE, cis-1,2-DCE, trans-1,2-DCE, PCE, TCE, VC	40 mL Glass	3	HCL
1,4-dioxane	40 mL Glass	3	HCL

Comments

None

Well Casing Volumes

Gallons/Foot — *1" = 0.04* | *1.25" = 0.06* | *1.5" = 0.09* | *2" = 0.16* | *2.5" = 0.26* | *3" = 0.37* | *3.5" = 0.50* | *4" = 0.65* | *6" = 1.47*

Well Information

Well Location:	12421 Stark back parking lot	Well Locked at Arrival:	yes
Condition of Well:	Missing bolts,Poor	Well Locked at Departure:	yes
Well Completion:	Flush mount	Lock Functioning:	yes

ARCADIS

SHALLOW LOW-FLOW GROUNDWATER SAMPLING FORM

Project No.	30050315.402.01	Well ID	MW-189			Date	5-19-21
Project Name/Location	Ford LTP			Weather	71.1 degrees F and Mostly Cloudy. The wind is blowing S at 4.7 mph.		
Measuring Pt. Description	Top of Casing	Screen Setting (ft-bmp)	10-15	Casing Diameter (in.)	2	Well Material	PVC
Static Water Level (ft-bmp)	6.26	Total Depth (ft-bmp)	13.95	Water Column (ft.)	7.69	Gallons in Well	1.25
		Pump Intake (ft-bmp)	12.50	Purge Method	Low-Flow	Sample Method	Grab
		Well Volumes Purged	1.09				
Sample Time: Label	11:40	Volume Purged	1.36 gallons	Replicate/Code No.	--	Sampled by	Emma Witherspoon
Purge Start	10:54						
Purge End	11:43						

Time	Minutes Elapsed between Readings	Flow Rate (mL/min) [100-300 mL/min]	Depth to Water (ft) [± 0.3]	Total Gallons Purged	pH [± 0.1]	Cond. (mS/cm) [± 3%]	Turbidity (NTU) [± 10%*]	DO (mg/L) [± 10%]	Temp. (°C) [± 3%]	Redox (mV) [± 10mV]	Appearance	
											Color	Odor
10:55	0	125	6.30	0.00	7.37	0.79	8.99	0.63	13.3	-82.1	Clear, Small Orange Particulates	No Odor
11:00	5	125	6.29	0.17	7.24	0.79	17.50	0.31	13.1	-91.0	Clear, Small Orange Particulates	No Odor
11:05	5	125	6.29	0.34	7.23	0.79	9.13	0.23	12.9	-95.4	Clear, Small Orange Particulates	No Odor
11:10	5	125	6.29	0.51	7.24	0.80	7.80	0.17	13.1	-97.9	Clear, Small Orange Particulates	No Odor
11:15	5	125	5.29	0.68	7.23	0.81	4.42	0.14	13.2	-100.8	Clear, Small Orange Particulates	No Odor
11:20	5	125	6.29	0.85	7.24	0.83	5.68	0.12	13.3	-101.4	Clear, Small Orange Particulates	No Odor
11:25	5	125	6.29	1.02	7.24	0.85	3.47	0.12	13.2	-102.0	Clear, Small Orange Particulates	No Odor
11:30	5	125	6.29	1.19	7.24	0.86	3.98	0.09	13.0	-102.6	Clear, Small Orange Particulates	No Odor
11:35	5	125	6.29	1.36	7.24	0.87	2.56	0.08	13.1	-102.5	Clear, Small Orange Particulates	No Odor
--	--	--	--	--	--	--	--	--	--	--	--	--
--	--	--	--	--	--	--	--	--	--	--	--	--
--	--	--	--	--	--	--	--	--	--	--	--	--
--	--	--	--	--	--	--	--	--	--	--	--	--
--	--	--	--	--	--	--	--	--	--	--	--	--
--	--	--	--	--	--	--	--	--	--	--	--	--
--	--	--	--	--	--	--	--	--	--	--	--	--
--	--	--	--	--	--	--	--	--	--	--	--	--
--	--	--	--	--	--	--	--	--	--	--	--	--
--	--	--	--	--	--	--	--	--	--	--	--	--
--	--	--	--	--	--	--	--	--	--	--	--	--

* **Turbidity** < 50 NTU and ±10% or within 1 NTU of a previous reading when <10 NTU

Constituents Sampled	Container	Number	Preservative
1,1-DCE, cis-1,2-DCE, trans-1,2-DCE, PCE, TCE, VC	40 mL Glass	3	HCL
1,4-dioxane	40 mL Glass	3	HCL

Comments

None

Well Casing Volumes

Gallons/Foot					
1" = 0.04	*1.25" = 0.06*	*1.5" = 0.09*	*2" = 0.16*	*2.5" = 0.26*	*3" = 0.37*	*3.5" = 0.50*	*4" = 0.65*	*6" = 1.47*

Well Information

Well Location:	12641 Stark; back yard	Well Locked at Arrival:	yes
Condition of Well:	Good	Well Locked at Departure:	yes
Well Completion:	Flush mount	Lock Functioning:	yes

ARCADIS

SHALLOW LOW-FLOW GROUNDWATER SAMPLING FORM

Project No.	30050315.402.01	Well ID	MW-189S			Date	5-19-21
Project Name/Location	Ford LTP			Weather	71.1 degrees F and Mostly Cloudy. The wind is blowing S at 4.7 mph.		
Measuring Pt. Description	Top of Casing	Screen Setting (ft-bmp)	4.5-9.5	Casing Diameter (in.)	2	Well Material	PVC
Static Water Level (ft-bmp)	6.36	Total Depth (ft-bmp)	9.09	Water Column (ft.)	2.73	Gallons in Well	0.44
		Pump Intake (ft-bmp)	7.86	Purge Method	Low-Flow	Sample Method	Grab
		Well Volumes Purged	1.77				
Sample Time: Label	12:30	Volume Purged	0.78 gallons	Replicate/Code No.	--	Sampled by	Emma Witherspoon
Purge Start	11:53						
Purge End	12:33						

Time	Minutes Elapsed between Readings	Flow Rate (mL/min) [100-300 mL/min]	Depth to Water (ft) [± 0.3]	Total Gallons Purged	pH [± 0.1]	Cond. (mS/cm) [± 3%]	Turbidity (NTU) [± 10%*]	DO (mg/L) [± 10%]	Temp. (°C) [± 3%]	Redox (mV) [± 10mV]	Appearance	
											Color	Odor
11:55	0	100	6.45	0.00	7.21	1.27	3.59	1.01	14.1	-38.8	Clear	No Odor
12:00	5	100	6.45	0.13	1.25	1.25	2.61	0.44	13.3	-40.4	Clear	No Odor
12:05	5	100	6.45	0.26	7.11	1.25	1.13	0.31	13.7	-36.9	Clear	No Odor
12:10	5	100	6.45	0.39	7.09	1.24	3.12	0.23	13.8	-33.4	Clear	No Odor
12:15	5	100	6.45	0.52	7.08	1.22	3.39	0.18	13.7	-30.5	Clear	No Odor
12:20	5	100	6.45	0.65	7.08	1.20	4.49	0.19	13.8	-27.0	Clear	No Odor
12:25	5	100	6.45	0.78	7.08	1.19	2.32	0.16	13.6	-22.9	Clear	No Odor
--	--	--	--	--	--	--	--	--	--	--	--	--
--	--	--	--	--	--	--	--	--	--	--	--	--
--	--	--	--	--	--	--	--	--	--	--	--	--
--	--	--	--	--	--	--	--	--	--	--	--	--
--	--	--	--	--	--	--	--	--	--	--	--	--
--	--	--	--	--	--	--	--	--	--	--	--	--
--	--	--	--	--	--	--	--	--	--	--	--	--
--	--	--	--	--	--	--	--	--	--	--	--	--
--	--	--	--	--	--	--	--	--	--	--	--	--
--	--	--	--	--	--	--	--	--	--	--	--	--
--	--	--	--	--	--	--	--	--	--	--	--	--
--	--	--	--	--	--	--	--	--	--	--	--	--

* **Turbidity** < 50 NTU and ±10% or within 1 NTU of a previous reading when <10 NTU

Constituents Sampled	Container	Number	Preservative
1,1-DCE, cis-1,2-DCE, trans-1,2-DCE, PCE, TCE, VC	40 mL Glass	3	HCL
1,4-dioxane	40 mL Glass	3	HCL

Comments

None

Well Casing Volumes

Gallons/Foot — *1" = 0.04* | *1.25" = 0.06* | *1.5" = 0.09* | *2" = 0.16* | *2.5" = 0.26* | *3" = 0.37* | *3.5" = 0.50* | *4" = 0.65* | *6" = 1.47*

Well Information

Well Location:	12641 Stark; back yard	Well Locked at Arrival:	yes
Condition of Well:	Good	Well Locked at Departure:	yes
Well Completion:	Flush mount	Lock Functioning:	yes

ARCADIS

SHALLOW LOW-FLOW GROUNDWATER SAMPLING FORM

Project No.	30050315.402.01	Well ID	MW-190			Date	5-19-21
Project Name/Location	Ford LTP			Weather	71.1 degrees F and Mostly Cloudy. The wind is blowing S at 4.7 mph.		
Measuring Pt. Description	Top of Casing	Screen Setting (ft-bmp)	9-14	Casing Diameter (in.)	2	Well Material	PVC
Static Water Level (ft-bmp)	4.31	Total Depth (ft-bmp)	13.36	Water Column (ft.)	9.05	Gallons in Well	1.47
		Pump Intake (ft-bmp)	11.50	Purge Method	Low-Flow	Sample Method	Grab
		Well Volumes Purged	1.06				
Sample Time: Label	9:20	Volume Purged	1.56 gallons	Replicate/Code No.	--	Sampled by	Emma Witherspoon
Purge Start	8:16						
Purge End	9:27						

Time	Minutes Elapsed between Readings	Flow Rate (mL/min) [100-300 mL/min]	Depth to Water (ft) [± 0.3]	Total Gallons Purged	pH [± 0.1]	Cond. (mS/cm) [± 3%]	Turbidity (NTU) [± 10%*]	DO (mg/L) [± 10%]	Temp. (°C) [± 3%]	Redox (mV) [± 10mV]	Appearance	
											Color	Odor
8:20	0	100	4.35	0.00	7.04	2.75	46.30	1.37	13.3	57.1	Cloudy	Faint Odor
8:25	5	100	4.32	0.13	7.08	2.60	58.70	0.37	13.3	-51.4	Cloudy	Faint Odor
8:30	5	100	4.32	0.26	7.09	2.52	64.70	0.21	13.3	-72.9	Cloudy	Faint Odor
8:35	5	100	4.32	0.39	7.09	2.43	70.30	0.12	13.1	-83.1	Cloudy	Faint Odor
8:40	5	100	4.32	0.52	7.10	2.39	53.70	0.08	13.0	-87.9	Cloudy	Faint Odor
8:45	5	100	4.32	0.65	7.10	2.37	40.10	0.05	13.0	-90.5	Cloudy	Faint Odor
8:50	5	100	4.32	0.78	7.11	2.35	26.20	0.06	13.0	-93.3	Cloudy	Faint Odor
8:55	5	100	4.32	0.91	7.11	2.34	25.50	0.05	13.0	-95.1	Cloudy	Faint Odor
9:00	5	100	4.32	1.04	7.12	2.34	19.60	0.05	13.0	-96.7	Cloudy	Faint Odor
9:05	5	100	4.32	1.17	7.12	2.35	14.40	0.03	13.0	-97.8	Clear	Faint Odor
9:10	5	100	4.32	1.30	7.12	2.36	7.58	0.03	13.0	-99.1	Clear	Faint Odor
9:15	5	100	4.32	1.43	7.12	2.36	7.36	0.04	13.0	-100.0	Clear	Faint Odor
9:20	5	100	4.32	1.56	7.12	2.37	5.17	0.03	13.0	-100.8	Clear	Faint Odor
--	--	--	--	--	--	--	--	--	--	--	--	--
--	--	--	--	--	--	--	--	--	--	--	--	--
--	--	--	--	--	--	--	--	--	--	--	--	--
--	--	--	--	--	--	--	--	--	--	--	--	--
--	--	--	--	--	--	--	--	--	--	--	--	--
--	--	--	--	--	--	--	--	--	--	--	--	--
--	--	--	--	--	--	--	--	--	--	--	--	--

* **Turbidity** < 50 NTU and ±10% or within 1 NTU of a previous reading when <10 NTU

Constituents Sampled	Container	Number	Preservative
1,1-DCE, cis-1,2-DCE, trans-1,2-DCE, PCE, TCE, VC	40 mL Glass	3	HCL
1,4-dioxane	40 mL Glass	3	HCL

Comments

None

Well Casing Volumes

Gallons/Foot — *1" = 0.04* | *1.25" = 0.06* | *1.5" = 0.09* | *2" = 0.16* | *2.5" = 0.26* | *3" = 0.37* | *3.5" = 0.50* | *4" = 0.65* | *6" = 1.47*

Well Information

Well Location:	12725 Fairlane; front yard	Well Locked at Arrival:	yes
Condition of Well:	Good	Well Locked at Departure:	yes
Well Completion:	Flush mount	Lock Functioning:	yes

ARCADIS

SHALLOW LOW-FLOW GROUNDWATER SAMPLING FORM

Project No.	30050315.402.01	Well ID	MW-190S			Date	5-19-21
Project Name/Location	Ford LTP			Weather	71.1 degrees F and Mostly Cloudy. The wind is blowing S at 4.7 mph.		
Measuring Pt. Description	Top of Casing	Screen Setting (ft-bmp)	2.5-7.5	Casing Diameter (in.)	2	Well Material	PVC
Static Water Level (ft-bmp)	4.32	Total Depth (ft-bmp)	7.80	Water Column (ft.)	3.48	Gallons in Well	0.57
		Pump Intake (ft-bmp)	5.82	Purge Method	Low-Flow	Sample Method	Grab
		Well Volumes Purged	1.82				
Sample Time: Label	10:20	Volume Purged	1.04 gallons	Replicate/Code No.	--	Sampled by	Emma Witherspoon
Purge Start	9:38						
Purge End	10:27						

Time	Minutes Elapsed between Readings	Flow Rate (mL/min) [100-300 mL/min]	Depth to Water (ft) [± 0.3]	Total Gallons Purged	pH [± 0.1]	Cond. (mS/cm) [± 3%]	Turbidity (NTU) [± 10%*]	DO (mg/L) [± 10%]	Temp. (°C) [± 3%]	Redox (mV) [± 10mV]	Appearance	
											Color	Odor
9:40	0	100	4.33	0.00	7.25	0.80	74.10	0.31	15.6	-59.2	Cloudy, Small Orange Particulates,	Faint Odor
9:45	5	100	4.33	0.13	7.15	0.77	40.00	0.27	15.2	-56.4	Cloudy, Small Black Particulates,	Faint Odor
9:50	5	100	4.33	0.26	7.14	0.75	21.60	0.15	15.1	-55.8	Clear, Small Black Particulates,	Faint Odor
9:55	5	100	4.33	0.39	7.14	0.74	16.40	0.12	15.2	-56.1	Clear, Small Black Particulates,	No Odor
10:00	5	100	4.33	0.52	7.14	0.74	8.50	0.12	15.2	-56.8	Clear, Small Orange Particulates	No Odor
10:05	5	100	4.33	0.65	7.13	0.74	6.39	0.12	15.3	-56.0	Clear, Small Orange Particulates	No Odor
10:10	5	100	4.33	0.78	7.13	0.73	4.28	0.10	15.2	-55.2	Clear, Small Orange Particulates	No Odor
10:15	5	100	4.33	0.91	7.13	0.73	4.78	0.09	15.1	-56.1	Clear	No Odor
10:20	5	100	4.33	1.04	7.14	0.73	3.04	0.07	15.3	-56.5	Clear, Small Orange Particulates	No Odor
--	--	--	--	--	--	--	--	--	--	--	--	--
--	--	--	--	--	--	--	--	--	--	--	--	--
--	--	--	--	--	--	--	--	--	--	--	--	--
--	--	--	--	--	--	--	--	--	--	--	--	--
--	--	--	--	--	--	--	--	--	--	--	--	--
--	--	--	--	--	--	--	--	--	--	--	--	--
--	--	--	--	--	--	--	--	--	--	--	--	--
--	--	--	--	--	--	--	--	--	--	--	--	--
--	--	--	--	--	--	--	--	--	--	--	--	--
--	--	--	--	--	--	--	--	--	--	--	--	--
--	--	--	--	--	--	--	--	--	--	--	--	--

* **Turbidity** < 50 NTU and ±10% or within 1 NTU of a previous reading when <10 NTU

Constituents Sampled	Container	Number	Preservative
1,1-DCE, cis-1,2-DCE, trans-1,2-DCE, PCE, TCE, VC	40 mL Glass	3	HCL
1,4-dioxane	40 mL Glass	3	HCL

Comments

All bolts broken and stuck in thread tabs

Well Casing Volumes

Gallons/Foot	1" = 0.04	1.25" = 0.06	1.5" = 0.09	2" = 0.16	2.5" = 0.26	3" = 0.37	3.5" = 0.50	4" = 0.65	6" = 1.47

Well Information

Well Location:	12725 Fairlane; front yard	Well Locked at Arrival:	yes
Condition of Well:	Broken thread tabs,Fair	Well Locked at Departure:	yes
Well Completion:	Flush mount	Lock Functioning:	yes

ARCADIS

SHALLOW LOW-FLOW GROUNDWATER SAMPLING FORM

Project No.	30050315.402.01	Well ID	MW-191S			Date	5-21-21
Project Name/Location		Ford LTP		Weather	71.1 degrees F and Mostly Cloudy. The wind is blowing S at 6.9 mph.		
Measuring Pt. Description	Top of Casing	Screen Setting (ft-bmp)	2.5-7.5	Casing Diameter (in.)	2	Well Material	PVC
Static Water Level (ft-bmp)	4.17	Total Depth (ft-bmp)	6.78	Water Column (ft.)	2.61	Gallons in Well	0.42
		Pump Intake (ft-bmp)	5.67	Purge Method	Low-Flow	Sample Method	Grab
		Well Volumes Purged	5.48				
Sample Time: Label	12:26	Volume Purged	2.3 gallons	Replicate/Code No.	--	Sampled by	Allyson Hartz
Purge Start	11:34						
Purge End	12:31						

Time	Minutes Elapsed between Readings	Flow Rate (mL/min) [100-300 mL/min]	Depth to Water (ft) [± 0.3]	Total Gallons Purged	pH [± 0.1]	Cond. (mS/cm) [± 3%]	Turbidity (NTU) [± 10%*]	DO (mg/L) [± 10%]	Temp. (°C) [± 3%]	Redox (mV) [± 10mV]	Appearance	
											Color	Odor
11:35	0	175	4.22	0.00	6.82	0.66	3.95	9.06	12.8	30.3	Clear	No Odor
11:40	5	175	4.22	0.23	6.72	0.64	0.65	0.66	12.5	0.8	Clear	No Odor
11:45	5	175	4.22	0.46	6.81	0.63	2.83	0.21	12.4	-17.8	Clear	No Odor
11:50	5	175	4.22	0.69	6.90	0.64	2.34	0.14	12.2	-28.0	Clear	No Odor
11:55	5	175	4.22	0.92	6.95	0.64	1.87	0.11	12.3	-33.5	Clear	No Odor
12:00	5	175	4.22	1.15	6.96	0.63	8.38	0.08	12.2	-49.1	Clear	No Odor
12:05	5	175	4.22	1.38	7.03	0.64	6.07	0.08	12.2	-54.7	Clear	No Odor
12:10	5	175	4.22	1.61	7.08	0.64	5.53	0.13	12.1	-54.4	Clear	No Odor
12:15	5	175	4.22	1.84	7.09	0.64	1.97	0.12	12.1	-52.4	Clear	No Odor
12:20	5	175	4.22	2.07	7.10	0.64	3.83	0.14	12.1	-51.4	Clear	No Odor
12:25	5	175	4.22	2.30	7.12	0.65	1.47	0.11	12.1	-51.1	Clear	No Odor
--	--	--	--	--	--	--	--	--	--	--	--	--
--	--	--	--	--	--	--	--	--	--	--	--	--
--	--	--	--	--	--	--	--	--	--	--	--	--
--	--	--	--	--	--	--	--	--	--	--	--	--
--	--	--	--	--	--	--	--	--	--	--	--	--
--	--	--	--	--	--	--	--	--	--	--	--	--
--	--	--	--	--	--	--	--	--	--	--	--	--
--	--	--	--	--	--	--	--	--	--	--	--	--
--	--	--	--	--	--	--	--	--	--	--	--	--

* **Turbidity** < 50 NTU and ±10% or within 1 NTU of a previous reading when <10 NTU

Constituents Sampled	Container	Number	Preservative
1,1-DCE, cis-1,2-DCE, trans-1,2-DCE, PCE, TCE, VC	40 mL Glass	3	HCL
1,4-dioxane	40 mL Glass	3	HCL

Comments

None

Well Casing Volumes

Gallons/Foot — *1" = 0.04* | *1.25" = 0.06* | *1.5" = 0.09* | *2" = 0.16* | *2.5" = 0.26* | *3" = 0.37* | *3.5" = 0.50* | *4" = 0.65* | *6" = 1.47*

Well Information

Well Location:	35015 Glendale	Well Locked at Arrival:	yes
Condition of Well:	Good	Well Locked at Departure:	yes
Well Completion:	Flush mount	Lock Functioning:	yes

ARCADIS

SHALLOW LOW-FLOW GROUNDWATER SAMPLING FORM

Project No.	30050315.402.01	Well ID	MW-193S			Date	5-4-21
Project Name/Location		Ford LTP		Weather	63.0 degrees F and Mostly Cloudy. The wind is blowing W at 11.4 mph.		
Measuring Pt. Description	Top of Casing	Screen Setting (ft-bmp)	3-8	Casing Diameter (in.)	2	Well Material	PVC
Static Water Level (ft-bmp)	4.76	Total Depth (ft-bmp)	7.33	Water Column (ft.)	2.57	Gallons in Well	0.42
		Pump Intake (ft-bmp)	6.26	Purge Method	Low-Flow	Sample Method	Grab
		Well Volumes Purged	3.29				
Sample Time: Label	15:40	Volume Purged	1.38 gallons	Replicate/Code No.	--	Sampled by	Allyson Hartz
Purge Start	15:09						
Purge End	15:44						

Time	Minutes Elapsed between Readings	Flow Rate (mL/min) [100-300 mL/min]	Depth to Water (ft) [± 0.3]	Total Gallons Purged	pH [± 0.1]	Cond. (mS/cm) [± 3%]	Turbidity (NTU) [± 10%*]	DO (mg/L) [± 10%]	Temp. (°C) [± 3%]	Redox (mV) [± 10mV]	Appearance	
											Color	Odor
15:10	0	175	4.76	0.00	7.03	0.65	1.01	0.40	11.2	-114.2	Clear, Small Black Particulates	No Odor
15:15	5	175	4.76	0.23	7.04	0.64	0.79	0.38	11.2	-111.1	Clear, Small Black Particulates	No Odor
15:20	5	175	4.76	0.46	7.05	0.65	0.64	0.38	11.4	-107.4	Clear, Small Black Particulates	No Odor
15:25	5	175	4.76	0.69	7.07	0.65	0.02	0.41	11.4	-105.4	Clear, Small Black Particulates	No Odor
15:30	5	175	4.76	0.92	7.08	0.65	0.02	0.39	11.4	-103.9	Clear, Small Black Particulates	No Odor
15:35	5	175	4.67	1.15	7.08	0.65	0.02	0.41	11.5	-102.5	Clear, Small Black Particulates	No Odor
15:40	5	175	4.67	1.38	7.08	0.65	0.02	0.37	11.5	-100.8	Clear	No Odor
--	--	--	--	--	--	--	--	--	--	--	--	--
--	--	--	--	--	--	--	--	--	--	--	--	--
--	--	--	--	--	--	--	--	--	--	--	--	--
--	--	--	--	--	--	--	--	--	--	--	--	--
--	--	--	--	--	--	--	--	--	--	--	--	--
--	--	--	--	--	--	--	--	--	--	--	--	--
--	--	--	--	--	--	--	--	--	--	--	--	--
--	--	--	--	--	--	--	--	--	--	--	--	--
--	--	--	--	--	--	--	--	--	--	--	--	--
--	--	--	--	--	--	--	--	--	--	--	--	--
--	--	--	--	--	--	--	--	--	--	--	--	--
--	--	--	--	--	--	--	--	--	--	--	--	--

* **Turbidity** < 50 NTU and ±10% or within 1 NTU of a previous reading when <10 NTU

Constituents Sampled	Container	Number	Preservative
1,1-DCE, cis-1,2-DCE, trans-1,2-DCE, PCE, TCE, VC	40 mL Glass	3	HCL
1,4-dioxane	40 mL Glass	3	HCL

Comments

None

Well Casing Volumes

Gallons/Foot — *1" = 0.04* | *1.25" = 0.06* | *1.5" = 0.09* | *2" = 0.16* | *2.5" = 0.26* | *3" = 0.37* | *3.5" = 0.50* | *4" = 0.65* | *6" = 1.47*

Well Information

Well Location:	34940 Beacon, front yard	Well Locked at Arrival:	yes
Condition of Well:	Good	Well Locked at Departure:	yes
Well Completion:	Flush mount	Lock Functioning:	yes

ARCADIS

SHALLOW LOW-FLOW GROUNDWATER SAMPLING FORM

Project No.	30050315.402.01	Well ID	MW-207S			Date	5-7-21
Project Name/Location		Ford LTP		Weather	45.0 degrees F and Haze. The wind is blowing N/NW at 6.9 mph.		
Measuring Pt. Description	Top of Casing	Screen Setting (ft-bmp)	4.5-9.5	Casing Diameter (in.)	2	Well Material	PVC
Static Water Level (ft-bmp)	7.98	Total Depth (ft-bmp)	8.80	Water Column (ft.)	0.82	Gallons in Well	0.13
		Pump Intake (ft-bmp)	8.39	Purge Method	Low-Flow	Sample Method	Grab
		Well Volumes Purged	11.62				
Sample Time: Label	9:48	Volume Purged	1.51 gallons	Replicate/Code No.	--	Sampled by	Andrew Banitt
Purge Start	9:05						
Purge End	9:55						

Time	Minutes Elapsed between Readings	Flow Rate (mL/min) [100-300 mL/min]	Depth to Water (ft) [± 0.3]	Total Gallons Purged	pH [± 0.1]	Cond. (mS/cm) [± 3%]	Turbidity (NTU) [± 10%*]	DO (mg/L) [± 10%]	Temp. (°C) [± 3%]	Redox (mV) [± 10mV]	Appearance	
											Color	Odor
9:06	0	150	8.09	0.00	7.13	0.48	102.00	8.02	12.4	233.4	Cloudy	No Odor
9:11	5	125	8.12	0.20	7.07	0.49	21.30	6.07	11.6	224.5	Clear	No Odor
9:16	5	150	8.15	0.37	7.06	0.49	1.73	5.98	11.8	225.4	Clear	No Odor
9:21	5	150	8.18	0.57	7.22	0.51	0.02	5.95	11.9	215.1	Clear	No Odor
9:26	5	150	8.19	0.77	7.32	0.50	2.62	6.00	12.0	205.8	Clear	No Odor
9:31	5	150	8.21	0.97	7.29	0.53	0.02	5.88	12.0	202.8	Clear	No Odor
9:36	5	125	8.16	1.17	7.30	0.56	0.02	5.65	12.2	198.5	Clear	No Odor
9:41	5	125	8.15	1.34	7.33	0.55	0.02	5.51	12.3	194.1	Clear	No Odor
9:46	5	125	8.15	1.51	7.34	0.55	0.02	5.56	12.3	189.1	Clear	No Odor
--	--	--	--	--	--	--	--	--	--	--	--	--
--	--	--	--	--	--	--	--	--	--	--	--	--
--	--	--	--	--	--	--	--	--	--	--	--	--
--	--	--	--	--	--	--	--	--	--	--	--	--
--	--	--	--	--	--	--	--	--	--	--	--	--
--	--	--	--	--	--	--	--	--	--	--	--	--
--	--	--	--	--	--	--	--	--	--	--	--	--
--	--	--	--	--	--	--	--	--	--	--	--	--
--	--	--	--	--	--	--	--	--	--	--	--	--
--	--	--	--	--	--	--	--	--	--	--	--	--

* **Turbidity** < 50 NTU and ±10% or within 1 NTU of a previous reading when <10 NTU

Constituents Sampled	Container	Number	Preservative
1,1-DCE, cis-1,2-DCE, trans-1,2-DCE, PCE, TCE, VC	40 mL Glass	3	HCL
1,4-dioxane	40 mL Glass	3	HCL

Comments

None

Well Casing Volumes

Gallons/Foot — *1" = 0.04* | *1.25" = 0.06* | *1.5" = 0.09* | *2" = 0.16* | *2.5" = 0.26* | *3" = 0.37* | *3.5" = 0.50* | *4" = 0.65* | *6" = 1.47*

Well Information

Well Location:	12125 Stark; front yard	Well Locked at Arrival:	yes
Condition of Well:	Good	Well Locked at Departure:	yes
Well Completion:	Flush mount	Lock Functioning:	yes

ARCADIS

SHALLOW LOW-FLOW GROUNDWATER SAMPLING FORM

Project No.	30050315.402.01	Well ID	MW-214S			Date	5-19-21
Project Name/Location	Ford LTP			Weather	62.1 degrees F and Cloudy. The wind is blowing ESE at 3 mph.		
Measuring Pt. Description	Top of Casing	Screen Setting (ft-bmp)	5.5-10.5	Casing Diameter (in.)	2	Well Material	PVC
Static Water Level (ft-bmp)	7.95	Total Depth (ft-bmp)	10.90	Water Column (ft.)	2.95	Gallons in Well	0.48
		Pump Intake (ft-bmp)	9.45	Purge Method	Low-Flow	Sample Method	Grab
		Well Volumes Purged	4.31				
Sample Time: Label	9:50	Volume Purged	2.07 gallons	Replicate/Code No.	--	Sampled by	Andrew Banitt
Purge Start	8:47						
Purge End	9:53						

Time	Minutes Elapsed between Readings	Flow Rate (mL/min) [100-300 mL/min]	Depth to Water (ft) [± 0.3]	Total Gallons Purged	pH [± 0.1]	Cond. (mS/cm) [± 3%]	Turbidity (NTU) [± 10%*]	DO (mg/L) [± 10%]	Temp. (°C) [± 3%]	Redox (mV) [± 10mV]	Appearance	
											Color	Odor
8:48	0	150	7.97	0.00	6.18	2.58	0.02	1.05	15.0	212.2	Clear	No Odor
8:53	5	130	7.98	0.20	6.32	2.57	0.02	0.22	14.6	179.4	Clear	No Odor
8:58	5	130	7.98	0.37	6.53	2.57	0.02	0.11	14.7	141.5	Clear	No Odor
9:03	5	130	7.98	0.54	6.64	2.56	0.02	0.04	14.7	120.1	Clear	No Odor
9:08	5	130	7.98	0.71	6.72	2.55	0.02	0.03	14.7	99.0	Clear	No Odor
9:13	5	130	7.98	0.88	6.74	2.55	0.02	0.02	14.6	88.8	Clear	No Odor
9:18	5	130	7.98	1.05	6.77	2.55	0.02	0.06	14.6	77.1	Clear	No Odor
9:23	5	130	7.98	1.22	6.79	2.54	0.02	0.03	14.7	66.8	Clear	No Odor
9:28	5	130	7.98	1.39	6.81	2.54	0.02	0.03	14.8	58.5	Clear	No Odor
9:33	5	130	7.98	1.56	6.82	2.54	0.02	0.02	14.7	50.9	Clear	No Odor
9:38	5	130	7.98	1.73	6.83	2.54	0.02	0.01	14.8	44.1	Clear	No Odor
9:43	5	130	7.98	1.90	6.84	2.54	0.02	0.04	14.6	37.6	Clear	No Odor
9:48	5	130	7.98	2.07	6.85	2.54	0.02	0.03	14.7	33.3	Clear	No Odor
--	--	--	--	--	--	--	--	--	--	--	--	--
--	--	--	--	--	--	--	--	--	--	--	--	--
--	--	--	--	--	--	--	--	--	--	--	--	--
--	--	--	--	--	--	--	--	--	--	--	--	--
--	--	--	--	--	--	--	--	--	--	--	--	--
--	--	--	--	--	--	--	--	--	--	--	--	--
--	--	--	--	--	--	--	--	--	--	--	--	--
--	--	--	--	--	--	--	--	--	--	--	--	--

* **Turbidity** < 50 NTU and ±10% or within 1 NTU of a previous reading when <10 NTU

Constituents Sampled	Container	Number	Preservative
1,1-DCE, cis-1,2-DCE, trans-1,2-DCE, PCE, TCE, VC	40 mL Glass	3	HCL
1,4-dioxane	40 mL Glass	3	HCL

Comments

None

Well Casing Volumes

Gallons/Foot — *1" = 0.04* | *1.25" = 0.06* | *1.5" = 0.09* | *2" = 0.16* | *2.5" = 0.26* | *3" = 0.37* | *3.5" = 0.50* | *4" = 0.65* | *6" = 1.47*

Well Information

Well Location:	12400 Belden parking lot	Well Locked at Arrival:	yes
Condition of Well:	Good	Well Locked at Departure:	yes
Well Completion:	Flush mount	Lock Functioning:	yes

ARCADIS

SHALLOW LOW-FLOW GROUNDWATER SAMPLING FORM

Project No.	30050315.402.01	Well ID	MW-215S			Date	5-13-21
Project Name/Location		Ford LTP		Weather	61.0 degrees F and Clear. The wind is blowing S/SW at 3.4 mph.		
Measuring Pt. Description	Top of Casing	Screen Setting (ft-bmp)	3-8	Casing Diameter (in.)	2	Well Material	PVC
Static Water Level (ft-bmp)	6.35	Total Depth (ft-bmp)	7.59	Water Column (ft.)	1.24	Gallons in Well	0.20
		Pump Intake (ft-bmp)	7.00	Purge Method	Low-Flow	Sample Method	Grab
		Well Volumes Purged	4.55				
Sample Time: Label	12:00	Volume Purged	0.91 gallons	Replicate/Code No.	--	Sampled by	Emma Witherspoon
Purge Start	11:20						
Purge End	12:06						

Time	Minutes Elapsed between Readings	Flow Rate (mL/min) [100-300 mL/min]	Depth to Water (ft) [± 0.3]	Total Gallons Purged	pH [± 0.1]	Cond. (mS/cm) [± 3%]	Turbidity (NTU) [± 10%*]	DO (mg/L) [± 10%]	Temp. (°C) [± 3%]	Redox (mV) [± 10mV]	Appearance	
											Color	Odor
11:25	0	100	6.36	0.00	8.96	0.24	20.10	10.22	13.3	80.0	Clear	No Odor
11:30	5	100	6.36	0.13	8.70	0.22	10.80	8.56	12.9	96.3	Clear	No Odor
11:35	5	100	6.36	0.26	8.55	0.24	7.37	8.59	13.0	112.5	Clear	No Odor
11:40	5	100	6.36	0.39	8.33	0.25	7.18	8.13	13.0	129.0	Clear	No Odor
11:45	5	100	6.36	0.52	8.28	0.25	7.84	8.33	13.0	135.1	Clear	No Odor
11:50	5	100	6.36	0.65	8.24	0.25	4.76	8.36	12.8	142.6	Clear	No Odor
11:55	5	100	6.36	0.78	8.21	0.25	3.78	8.17	13.0	147.8	Clear	No Odor
12:00	5	100	6.36	0.91	8.19	0.25	3.36	8.22	13.1	151.9	Clear	No Odor
--	--	--	--	--	--	--	--	--	--	--	--	--
--	--	--	--	--	--	--	--	--	--	--	--	--
--	--	--	--	--	--	--	--	--	--	--	--	--
--	--	--	--	--	--	--	--	--	--	--	--	--
--	--	--	--	--	--	--	--	--	--	--	--	--
--	--	--	--	--	--	--	--	--	--	--	--	--
--	--	--	--	--	--	--	--	--	--	--	--	--
--	--	--	--	--	--	--	--	--	--	--	--	--
--	--	--	--	--	--	--	--	--	--	--	--	--
--	--	--	--	--	--	--	--	--	--	--	--	--
--	--	--	--	--	--	--	--	--	--	--	--	--

* **Turbidity** < 50 NTU and ±10% or within 1 NTU of a previous reading when <10 NTU

Constituents Sampled	Container	Number	Preservative
1,1-DCE, cis-1,2-DCE, trans-1,2-DCE, PCE, TCE, VC	40 mL Glass	3	HCL
1,4-dioxane	40 mL Glass	3	HCL

Comments

None

Well Casing Volumes

Gallons/Foot					
	1" = 0.04	1.5" = 0.09	2.5" = 0.26	3.5" = 0.50	6" = 1.47
	1.25" = 0.06	2" = 0.16	3" = 0.37	4" = 0.65	

Well Information

Well Location:	35000 Plymouth; back yard	Well Locked at Arrival:	yes
Condition of Well:	Good	Well Locked at Departure:	yes
Well Completion:	Flush mount	Lock Functioning:	yes

ARCADIS

SHALLOW LOW-FLOW GROUNDWATER SAMPLING FORM

Project No.	30050315.402.01	Well ID	MW-216S			Date	5-10-21
Project Name/Location	Ford LTP			Weather	48.9 degrees F and Mostly Clear. The wind is blowing W/NW at 8.1 mph.		
Measuring Pt. Description	Top of Casing	Screen Setting (ft-bmp)	6-11	Casing Diameter (in.)	2	Well Material	PVC
Static Water Level (ft-bmp)	8.71	Total Depth (ft-bmp)	10.41	Water Column (ft.)	1.70	Gallons in Well	0.28
		Pump Intake (ft-bmp)	10.21	Purge Method	Low-Flow	Sample Method	Grab
		Well Volumes Purged	6.86				
Sample Time: Label	12:16	Volume Purged	1.92 gallons	Replicate/Code No.	--	Sampled by	Gary Schafer
Purge Start	11:13						
Purge End	12:30						

Time	Minutes Elapsed between Readings	Flow Rate (mL/min) [100-300 mL/min]	Depth to Water (ft) [± 0.3]	Total Gallons Purged	pH [± 0.1]	Cond. (mS/cm) [± 3%]	Turbidity (NTU) [± 10%*]	DO (mg/L) [± 10%]	Temp. (°C) [± 3%]	Redox (mV) [± 10mV]	Appearance	
											Color	Odor
11:15	0	120	8.75	0.00	7.66	0.38	6.49	1.48	9.1	144.4	Clear	No Odor
11:20	5	120	8.77	0.16	7.65	0.38	6.28	1.25	9.1	143.4	Clear	No Odor
11:25	5	120	8.77	0.32	7.66	0.37	5.25	1.04	9.1	140.3	Clear	No Odor
11:30	5	120	8.77	0.48	7.67	0.36	3.91	0.89	9.1	135.7	Clear	No Odor
11:35	5	120	8.77	0.64	7.67	0.36	2.95	0.87	9.1	130.6	Clear	No Odor
11:40	5	120	8.77	0.80	7.68	0.36	2.01	0.79	9.2	125.4	Clear	No Odor
11:45	5	120	8.77	0.96	7.68	0.35	1.75	0.64	9.2	119.1	Clear	No Odor
11:50	5	120	8.77	1.12	7.68	0.35	1.50	0.67	9.2	112.8	Clear	No Odor
11:55	5	120	8.77	1.28	7.68	0.35	1.24	0.57	9.2	107.5	Clear	No Odor
12:00	5	120	8.77	1.44	7.68	0.35	1.31	0.58	9.2	102.3	Clear	No Odor
12:05	5	120	8.77	1.60	7.68	0.35	0.62	0.64	9.2	98.1	Clear	No Odor
12:10	5	120	8.77	1.76	7.68	0.35	0.48	0.66	9.3	95.0	Clear	No Odor
12:15	5	120	8.77	1.92	7.68	0.35	0.69	0.68	9.3	89.6	Clear	No Odor
--	--	--	--	--	--	--	--	--	--	--	--	--
--	--	--	--	--	--	--	--	--	--	--	--	--
--	--	--	--	--	--	--	--	--	--	--	--	--
--	--	--	--	--	--	--	--	--	--	--	--	--
--	--	--	--	--	--	--	--	--	--	--	--	--
--	--	--	--	--	--	--	--	--	--	--	--	--
--	--	--	--	--	--	--	--	--	--	--	--	--
--	--	--	--	--	--	--	--	--	--	--	--	--

* **Turbidity** < 50 NTU and ±10% or within 1 NTU of a previous reading when <10 NTU

Constituents Sampled	Container	Number	Preservative
1,1-DCE, cis-1,2-DCE, trans-1,2-DCE, PCE, TCE, VC	40 mL Glass	3	HCL
1,4-dioxane	40 mL Glass	3	HCL

Comments

None

Well Casing Volumes

Gallons/Foot — *1" = 0.04* — *1.25" = 0.06* — *1.5" = 0.09* — *2" = 0.16* — *2.5" = 0.26* — *3" = 0.37* — *3.5" = 0.50* — *4" = 0.65* — *6" = 1.47*

Well Information

Well Location:	34851 Wadsworth; back yard	Well Locked at Arrival:	yes
Condition of Well:	Good	Well Locked at Departure:	yes
Well Completion:	Flush mount	Lock Functioning:	yes

ARCADIS

SHALLOW LOW-FLOW GROUNDWATER SAMPLING FORM

Project No.	30050315.402.01	Well ID	MW-217S			Date	5-7-21
Project Name/Location		Ford LTP		Weather	54.0 degrees F and Mostly Cloudy. The wind is blowing S/SW at 6.9 mph.		
Measuring Pt. Description	Top of Casing	Screen Setting (ft-bmp)	6-11	Casing Diameter (in.)	2	Well Material	PVC
Static Water Level (ft-bmp)	7.93	Total Depth (ft-bmp)	10.20	Water Column (ft.)	2.27	Gallons in Well	0.37
		Pump Intake (ft-bmp)	9.43	Purge Method	Low-Flow	Sample Method	Grab
		Well Volumes Purged	3.65				
Sample Time: Label	10:36	Volume Purged	1.35 gallons	Replicate/Code No.	--	Sampled by	Gary Schafer
Purge Start	9:47						
Purge End	10:43						

Time	Minutes Elapsed between Readings	Flow Rate (mL/min) [100-300 mL/min]	Depth to Water (ft) [± 0.3]	Total Gallons Purged	pH [± 0.1]	Cond. (mS/cm) [± 3%]	Turbidity (NTU) [± 10%*]	DO (mg/L) [± 10%]	Temp. (°C) [± 3%]	Redox (mV) [± 10mV]	Appearance	
											Color	Odor
9:50	0	110	7.95	0.00	7.03	0.55	9.29	0.90	9.1	88.1	Clear	No Odor
9:55	5	110	7.96	0.15	7.26	0.54	2.68	0.69	9.1	21.0	Clear	No Odor
10:00	5	110	7.96	0.30	7.36	0.53	2.23	0.77	9.0	2.9	Clear	No Odor
10:05	5	110	7.96	0.45	7.42	0.51	1.23	0.94	9.0	-0.3	Clear	No Odor
10:10	5	110	7.96	0.60	7.43	0.50	0.73	1.02	9.0	0.7	Clear	No Odor
10:15	5	110	7.96	0.75	7.43	0.50	0.19	1.07	9.0	0.9	Clear	No Odor
10:20	5	110	7.96	0.90	7.47	0.50	0.02	0.91	9.0	-1.2	Clear	No Odor
10:25	5	110	7.96	1.05	7.47	0.50	0.04	1.02	9.1	0.7	Clear	No Odor
10:30	5	110	7.96	1.20	7.51	0.50	0.03	1.01	9.1	0.5	Clear	No Odor
10:35	5	110	7.96	1.35	7.51	0.50	0.02	0.96	9.1	-0.3	Clear	No Odor
--	--	--	--	--	--	--	--	--	--	--	--	--
--	--	--	--	--	--	--	--	--	--	--	--	--
--	--	--	--	--	--	--	--	--	--	--	--	--
--	--	--	--	--	--	--	--	--	--	--	--	--
--	--	--	--	--	--	--	--	--	--	--	--	--
--	--	--	--	--	--	--	--	--	--	--	--	--
--	--	--	--	--	--	--	--	--	--	--	--	--
--	--	--	--	--	--	--	--	--	--	--	--	--
--	--	--	--	--	--	--	--	--	--	--	--	--
--	--	--	--	--	--	--	--	--	--	--	--	--

* **Turbidity** < 50 NTU and ±10% or within 1 NTU of a previous reading when <10 NTU

Constituents Sampled	Container	Number	Preservative
1,1-DCE, cis-1,2-DCE, trans-1,2-DCE, PCE, TCE, VC	40 mL Glass	3	HCL
1,4-dioxane	40 mL Glass	3	HCL

Comments

None

Well Casing Volumes

Gallons/Foot — *1" = 0.04* | *1.25" = 0.06* | *1.5" = 0.09* | *2" = 0.16* | *2.5" = 0.26* | *3" = 0.37* | *3.5" = 0.50* | *4" = 0.65* | *6" = 1.47*

Well Information

Well Location:	34935 Wadsworth; back yard	Well Locked at Arrival:	no
Condition of Well:	Good	Well Locked at Departure:	no
Well Completion:	Flush mount	Lock Functioning:	n/a

ARCADIS

SHALLOW LOW-FLOW GROUNDWATER SAMPLING FORM

Project No.	30050315.402.01	Well ID	MW-223S			Date	5-20-21
Project Name/Location		Ford LTP		Weather	79.0 degrees F and Mostly Cloudy. The wind is blowing SE at 5.8 mph.		
Measuring Pt. Description	Top of Casing	Screen Setting (ft-bmp)	8.5-13.5	Casing Diameter (in.)	2	Well Material	PVC
Static Water Level (ft-bmp)	11.81	Total Depth (ft-bmp)	13.22	Water Column (ft.)	1.41	Gallons in Well	0.23
		Pump Intake (ft-bmp)	12.52	Purge Method	Low-Flow	Sample Method	Grab
		Well Volumes Purged	10.43				
Sample Time: Label	12:49	Volume Purged	2.4 gallons	Replicate/Code No.	--	Sampled by	Andrew Banitt
Purge Start	11:47						
Purge End	12:55						

Time	Minutes Elapsed between Readings	Flow Rate (mL/min) [100-300 mL/min]	Depth to Water (ft) [± 0.3]	Total Gallons Purged	pH [± 0.1]	Cond. (mS/cm) [± 3%]	Turbidity (NTU) [± 10%*]	DO (mg/L) [± 10%]	Temp. (°C) [± 3%]	Redox (mV) [± 10mV]	Appearance	
											Color	Odor
11:48	0	150	11.92	0.00	6.96	1.33	4.15	3.17	15.5	171.4	Clear	No Odor
11:53	5	150	11.96	0.20	6.70	1.31	10.20	1.07	14.9	179.6	Clear	No Odor
11:58	5	125	11.99	0.40	6.77	1.30	9.83	0.64	14.7	176.5	Clear	No Odor
12:03	5	150	11.99	0.57	6.80	1.33	7.73	0.46	14.8	168.9	Clear	No Odor
12:08	5	150	11.99	0.77	6.87	1.36	4.47	0.45	14.8	152.4	Clear	No Odor
12:13	5	150	11.99	0.97	6.91	1.38	2.16	0.44	14.8	143.3	Clear	No Odor
12:18	5	150	11.99	1.17	6.93	1.38	0.62	0.41	14.8	126.2	Clear	No Odor
12:23	5	150	11.99	1.37	6.98	1.37	1.82	0.44	15.2	116.9	Clear	No Odor
12:28	5	150	11.98	1.57	6.99	1.35	0.17	0.43	14.7	108.7	Clear	No Odor
12:33	5	150	11.98	1.77	6.96	1.34	2.97	0.44	15.1	101.5	Clear	No Odor
12:38	5	150	11.97	1.97	6.96	1.32	3.18	0.49	14.7	93.3	Clear	No Odor
12:43	5	175	12.00	2.17	6.98	1.32	3.28	0.42	14.6	87.7	Clear	No Odor
12:48	5	175	12.00	2.40	6.97	1.31	0.21	0.45	14.6	86.2	Clear	No Odor
--	--	--	--	--	--	--	--	--	--	--	--	--
--	--	--	--	--	--	--	--	--	--	--	--	--
--	--	--	--	--	--	--	--	--	--	--	--	--
--	--	--	--	--	--	--	--	--	--	--	--	--
--	--	--	--	--	--	--	--	--	--	--	--	--
--	--	--	--	--	--	--	--	--	--	--	--	--
--	--	--	--	--	--	--	--	--	--	--	--	--

* **Turbidity** < 50 NTU and ±10% or within 1 NTU of a previous reading when <10 NTU

Constituents Sampled	Container	Number	Preservative
1,1-DCE, cis-1,2-DCE, trans-1,2-DCE, PCE, TCE, VC	40 mL Glass	3	HCL
1,4-dioxane	40 mL Glass	3	HCL

Comments

None

Well Casing Volumes

Gallons/Foot					
	1" = 0.04	*1.5" = 0.09*	*2.5" = 0.26*	*3.5" = 0.50*	*6" = 1.47*
	1.25" = 0.06	*2" = 0.16*	*3" = 0.37*	*4" = 0.65*	

Well Information

Well Location:	35000 Plymouth parking lot	Well Locked at Arrival:	no
Condition of Well:	Good	Well Locked at Departure:	yes
Well Completion:	Flush mount	Lock Functioning:	yes

ARCADIS

SHALLOW LOW-FLOW GROUNDWATER SAMPLING FORM

Project No.	30050315.402.01	Well ID	MW-225S			Date	5-5-21
Project Name/Location		Ford LTP		Weather	44.1 degrees F and Cloudy. The wind is blowing NW at 13.9 mph.		
Measuring Pt. Description	Top of Casing	Screen Setting (ft-bmp)	5.5-10.5	Casing Diameter (in.)	2	Well Material	PVC
Static Water Level (ft-bmp)	7.23	Total Depth (ft-bmp)	9.52	Water Column (ft.)	2.29	Gallons in Well	0.37
		Pump Intake (ft-bmp)	8.73	Purge Method	Low-Flow	Sample Method	Grab
		Well Volumes Purged	2.46				
Sample Time: Label	10:01	Volume Purged	0.91 gallons	Replicate/Code No.	--	Sampled by	Gary Schafer
Purge Start	9:22						
Purge End	10:08						

Time	Minutes Elapsed between Readings	Flow Rate (mL/min) [100-300 mL/min]	Depth to Water (ft) [± 0.3]	Total Gallons Purged	pH [± 0.1]	Cond. (mS/cm) [± 3%]	Turbidity (NTU) [± 10%*]	DO (mg/L) [± 10%]	Temp. (°C) [± 3%]	Redox (mV) [± 10mV]	Appearance	
											Color	Odor
9:25	0	100	7.75	0.00	7.31	0.41	40.00	6.69	9.9	160.9	Clear	No Odor
9:30	5	100	7.75	0.13	7.44	0.40	21.60	6.57	9.9	151.9	Clear	No Odor
9:35	5	100	7.75	0.26	7.56	0.39	12.40	6.60	9.8	142.0	Clear	No Odor
9:40	5	100	7.75	0.39	7.63	0.37	6.91	6.62	9.8	136.9	Clear	No Odor
9:45	5	100	7.75	0.52	7.65	0.36	5.78	6.74	9.9	135.0	Clear	No Odor
9:50	5	100	7.75	0.65	7.66	0.35	2.81	6.70	9.9	134.6	Clear	No Odor
9:55	5	100	7.75	0.78	7.68	0.35	1.51	6.66	9.9	135.2	Clear	No Odor
10:00	5	100	7.75	0.91	7.69	0.34	0.58	6.69	9.9	135.8	Clear	No Odor
--	--	--	--	--	--	--	--	--	--	--	--	--
--	--	--	--	--	--	--	--	--	--	--	--	--
--	--	--	--	--	--	--	--	--	--	--	--	--
--	--	--	--	--	--	--	--	--	--	--	--	--
--	--	--	--	--	--	--	--	--	--	--	--	--
--	--	--	--	--	--	--	--	--	--	--	--	--
--	--	--	--	--	--	--	--	--	--	--	--	--
--	--	--	--	--	--	--	--	--	--	--	--	--
--	--	--	--	--	--	--	--	--	--	--	--	--
--	--	--	--	--	--	--	--	--	--	--	--	--
--	--	--	--	--	--	--	--	--	--	--	--	--
--	--	--	--	--	--	--	--	--	--	--	--	--

* **Turbidity** < 50 NTU and ±10% or within 1 NTU of a previous reading when <10 NTU

Constituents Sampled	Container	Number	Preservative
1,1-DCE, cis-1,2-DCE, trans-1,2-DCE, PCE, TCE, VC	40 mL Glass	3	HCL
1,4-dioxane	40 mL Glass	3	HCL

Comments

None

Well Casing Volumes

Gallons/Foot					
	1" = 0.04	1.5" = 0.09	2.5" = 0.26	3.5" = 0.50	6" = 1.47
	1.25" = 0.06	2" = 0.16	3" = 0.37	4" = 0.65	

Well Information

Well Location:	34800 Standish; front yard	Well Locked at Arrival:	no
Condition of Well:	Good	Well Locked at Departure:	no
Well Completion:	Flush mount	Lock Functioning:	n/a

APPENDIX C

Off-site Groundwater Field Sampling Logs
Right-of-Way (ROW) Locations

ARCADIS

SHALLOW LOW-FLOW GROUNDWATER SAMPLING FORM

Project No.	30050315.402.01	Well ID	MW-72			Date	5-12-21
Project Name/Location		Ford LTP		Weather	51.1 degrees F and Clear. The wind is blowing N at 8.1 mph.		
Measuring Pt. Description	Top of Casing	Screen Setting (ft-bmp)	15-20	Casing Diameter (in.)	2	Well Material	PVC
Static Water Level (ft-bmp)	8.46	Total Depth (ft-bmp)	19.62	Water Column (ft.)	11.16	Gallons in Well	1.81
		Pump Intake (ft-bmp)	17.50	Purge Method	Low-Flow	Sample Method	Grab
		Well Volumes Purged	0.60				
Sample Time: Label	10:07	Volume Purged	1.08 gallons	Replicate/Code No.	DUP-09	Sampled by	Andrew Banitt
Purge Start	9:33						
Purge End	10:17						

Time	Minutes Elapsed between Readings	Flow Rate (mL/min) [100-300 mL/min]	Depth to Water (ft) [± 0.3]	Total Gallons Purged	pH [± 0.1]	Cond. (mS/cm) [± 3%]	Turbidity (NTU) [± 10%*]	DO (mg/L) [± 10%]	Temp. (°C) [± 3%]	Redox (mV) [± 10mV]	Appearance	
											Color	Odor
9:35	0	140	8.47	0.00	7.08	8.42	0.02	1.22	13.1	74.9	Clear	No Odor
9:40	5	140	8.48	0.18	7.28	8.47	0.02	0.32	13.1	-20.8	Clear	No Odor
9:45	5	140	8.48	0.36	7.30	8.46	0.02	0.20	13.2	-54.7	Clear	No Odor
9:50	5	140	8.48	0.54	7.36	8.46	0.02	0.16	13.2	-75.6	Clear	No Odor
9:55	5	140	8.48	0.72	7.43	8.45	0.02	0.10	13.3	-82.5	Clear	No Odor
10:00	5	140	8.48	0.90	7.46	8.45	0.02	0.10	13.3	-87.0	Clear	No Odor
10:05	5	140	8.48	1.08	7.48	8.43	0.02	0.08	13.3	-89.7	Clear	No Odor
--	--	--	--	--	--	--	--	--	--	--	--	--
--	--	--	--	--	--	--	--	--	--	--	--	--
--	--	--	--	--	--	--	--	--	--	--	--	--
--	--	--	--	--	--	--	--	--	--	--	--	--
--	--	--	--	--	--	--	--	--	--	--	--	--
--	--	--	--	--	--	--	--	--	--	--	--	--
--	--	--	--	--	--	--	--	--	--	--	--	--
--	--	--	--	--	--	--	--	--	--	--	--	--
--	--	--	--	--	--	--	--	--	--	--	--	--
--	--	--	--	--	--	--	--	--	--	--	--	--
--	--	--	--	--	--	--	--	--	--	--	--	--
--	--	--	--	--	--	--	--	--	--	--	--	--

* **Turbidity** < 50 NTU and ±10% or within 1 NTU of a previous reading when <10 NTU

Constituents Sampled	Container	Number	Preservative
1,1-DCE, cis-1,2-DCE, trans-1,2-DCE, PCE, TCE, VC	40 mL Glass	6	HCL
1,4-dioxane	40 mL Glass	6	HCL

Comments

None

Well Casing Volumes

Gallons/Foot — *1" = 0.04* | *1.25" = 0.06* | *1.5" = 0.09* | *2" = 0.16* | *2.5" = 0.26* | *3" = 0.37* | *3.5" = 0.50* | *4" = 0.65* | *6" = 1.47*

Well Information

Well Location:	Belden ROW	Well Locked at Arrival:	yes
Condition of Well:	Broken thread tabs,Poor	Well Locked at Departure:	n/a
Well Completion:	Flush mount	Lock Functioning:	yes

ARCADIS

SHALLOW LOW-FLOW GROUNDWATER SAMPLING FORM

Project No.	30050315.402.01	Well ID	MW-72S			Date	5-12-21
Project Name/Location	Ford LTP			Weather	54.0 degrees F and Clear. The wind is blowing N at 5.8 mph.		
Measuring Pt. Description	Top of Casing	Screen Setting (ft-bmp)	3-13	Casing Diameter (in.)	2	Well Material	PVC
Static Water Level (ft-bmp)	8.63	Total Depth (ft-bmp)	13.01	Water Column (ft.)	4.38	Gallons in Well	0.71
		Pump Intake (ft-bmp)	10.13	Purge Method	Low-Flow	Sample Method	Grab
		Well Volumes Purged	1.80				
Sample Time: Label	11:16	Volume Purged	1.28 gallons	Replicate/Code No.	--	Sampled by	Andrew Banitt
Purge Start	10:38						
Purge End	11:20						

Time	Minutes Elapsed between Readings	Flow Rate (mL/min) [100-300 mL/min]	Depth to Water (ft) [± 0.3]	Total Gallons Purged	pH [± 0.1]	Cond. (mS/cm) [± 3%]	Turbidity (NTU) [± 10%*]	DO (mg/L) [± 10%]	Temp. (°C) [± 3%]	Redox (mV) [± 10mV]	Appearance	
											Color	Odor
10:39	0	150	8.70	0.00	7.20	2.39	56.50	3.81	14.1	22.5	Clear	No Odor
10:44	5	140	8.70	0.20	7.23	2.50	47.70	0.69	13.7	32.2	Clear	No Odor
10:49	5	140	8.70	0.38	7.22	2.58	33.30	0.85	13.8	34.8	Clear	No Odor
10:54	5	140	8.70	0.56	7.24	2.60	5.23	1.10	13.7	36.2	Clear	No Odor
10:59	5	140	8.70	0.74	7.26	2.60	0.02	1.27	13.8	38.8	Clear	No Odor
11:04	5	140	8.70	0.92	7.29	2.60	0.02	1.45	13.7	41.9	Clear	No Odor
11:09	5	140	8.70	1.10	7.29	2.61	0.02	1.41	13.8	45.3	Clear	No Odor
11:14	5	140	8.70	1.28	7.29	2.63	0.02	1.44	13.8	48.0	Clear	No Odor
--	--	--	--	--	--	--	--	--	--	--	--	--
--	--	--	--	--	--	--	--	--	--	--	--	--
--	--	--	--	--	--	--	--	--	--	--	--	--
--	--	--	--	--	--	--	--	--	--	--	--	--
--	--	--	--	--	--	--	--	--	--	--	--	--
--	--	--	--	--	--	--	--	--	--	--	--	--
--	--	--	--	--	--	--	--	--	--	--	--	--
--	--	--	--	--	--	--	--	--	--	--	--	--
--	--	--	--	--	--	--	--	--	--	--	--	--
--	--	--	--	--	--	--	--	--	--	--	--	--
--	--	--	--	--	--	--	--	--	--	--	--	--

* **Turbidity** < 50 NTU and ±10% or within 1 NTU of a previous reading when <10 NTU

Constituents Sampled	Container	Number	Preservative
1,1-DCE, cis-1,2-DCE, trans-1,2-DCE, PCE, TCE, VC	40 mL Glass	3	HCL
1,4-dioxane	40 mL Glass	3	HCL

Comments

None

Well Casing Volumes

Gallons/Foot — *1" = 0.04* | *1.25" = 0.06* | *1.5" = 0.09* | *2" = 0.16* | *2.5" = 0.26* | *3" = 0.37* | *3.5" = 0.50* | *4" = 0.65* | *6" = 1.47*

Well Information

Well Location:	Belden ROW	Well Locked at Arrival:	yes
Condition of Well:	Broken thread tabs,Missing bolts,Poor	Well Locked at Departure:	n/a
Well Completion:	Flush mount	Lock Functioning:	yes

ARCADIS

SHALLOW LOW-FLOW GROUNDWATER SAMPLING FORM

Project No.	30050315.402.01	Well ID	MW-73D			Date	5-12-21
Project Name/Location		Ford LTP		Weather	59.0 degrees F and Mostly Clear. The wind is blowing NE at 6.9 mph.		
Measuring Pt. Description	Top of Casing	Screen Setting (ft-bmp)	13.5-18.5	Casing Diameter (in.)	2	Well Material	PVC
Static Water Level (ft-bmp)	6.27	Total Depth (ft-bmp)	17.36	Water Column (ft.)	11.09	Gallons in Well	1.80
		Pump Intake (ft-bmp)	16.00	Purge Method	Low-Flow	Sample Method	Grab
		Well Volumes Purged	1.19				
Sample Time: Label	14:00	Volume Purged	2.15 gallons	Replicate/Code No.	--	Sampled by	Andrew Banitt
Purge Start	12:58						
Purge End	14:04						

Time	Minutes Elapsed between Readings	Flow Rate (mL/min) [100-300 mL/min]	Depth to Water (ft) [± 0.3]	Total Gallons Purged	pH [± 0.1]	Cond. (mS/cm) [± 3%]	Turbidity (NTU) [± 10%*]	DO (mg/L) [± 10%]	Temp. (°C) [± 3%]	Redox (mV) [± 10mV]	Appearance	
											Color	Odor
12:59	0	135	6.44	0.00	7.21	4.05	11.00	1.64	13.9	-43.9	Clear	No Odor
13:04	5	140	6.48	0.18	7.44	3.99	5.52	0.17	13.4	-95.0	Clear	No Odor
13:09	5	140	6.49	0.36	7.53	3.94	8.04	0.06	13.3	-104.2	Clear	No Odor
13:14	5	130	6.46	0.54	7.58	3.98	1.88	0.04	13.3	-108.2	Clear	No Odor
13:19	5	135	6.47	0.71	7.58	4.11	4.32	0.04	13.4	-108.0	Clear	No Odor
13:24	5	135	6.47	0.89	7.58	4.19	4.06	0.04	13.5	-107.9	Clear	No Odor
13:29	5	135	6.46	1.07	7.57	4.33	4.03	0.00	13.4	-106.1	Clear	No Odor
13:34	5	140	6.47	1.25	7.56	4.47	4.52	0.00	13.0	-104.9	Clear	No Odor
13:39	5	140	6.47	1.43	7.54	4.59	3.89	0.00	13.3	-99.1	Clear	No Odor
13:44	5	140	6.47	1.61	7.55	4.70	5.71	0.00	13.3	-98.5	Clear	No Odor
13:49	5	140	6.47	1.79	7.55	4.77	6.03	0.00	13.3	-98.8	Clear	No Odor
13:54	5	140	6.48	1.97	7.54	4.88	7.52	0.00	12.9	-95.7	Clear	No Odor
13:59	5	140	6.48	2.15	7.52	4.99	8.68	0.00	13.1	-91.7	Clear	No Odor
--	--	--	--	--	--	--	--	--	--	--	--	--
--	--	--	--	--	--	--	--	--	--	--	--	--
--	--	--	--	--	--	--	--	--	--	--	--	--
--	--	--	--	--	--	--	--	--	--	--	--	--
--	--	--	--	--	--	--	--	--	--	--	--	--
--	--	--	--	--	--	--	--	--	--	--	--	--
--	--	--	--	--	--	--	--	--	--	--	--	--

* **Turbidity** < 50 NTU and ±10% or within 1 NTU of a previous reading when <10 NTU

Constituents Sampled	Container	Number	Preservative
1,1-DCE, cis-1,2-DCE, trans-1,2-DCE, PCE, TCE, VC	40 mL Glass	3	HCL
1,4-dioxane	40 mL Glass	3	HCL

Comments

None

Well Casing Volumes

Gallons/Foot — *1" = 0.04* | *1.25" = 0.06* | *1.5" = 0.09* | *2" = 0.16* | *2.5" = 0.26* | *3" = 0.37* | *3.5" = 0.50* | *4" = 0.65* | *6" = 1.47*

Well Information

Well Location:	Belden ROW	Well Locked at Arrival:	yes
Condition of Well:	Broken thread tabs,Missing bolts,Poor	Well Locked at Departure:	n/a
Well Completion:	Flush mount	Lock Functioning:	yes

ARCADIS

SHALLOW LOW-FLOW GROUNDWATER SAMPLING FORM

Project No.	30050315.402.01	Well ID	MW-73SR			Date	5-12-21
Project Name/Location	Ford LTP			Weather	57.0 degrees F and Clear. The wind is blowing N/NE at 9.2 mph.		
Measuring Pt. Description	Top of Casing	Screen Setting (ft-bmp)	2.5-12.5	Casing Diameter (in.)	2	Well Material	PVC
Static Water Level (ft-bmp)	6.28	Total Depth (ft-bmp)	12.38	Water Column (ft.)	6.10	Gallons in Well	0.99
		Pump Intake (ft-bmp)	7.78	Purge Method	Low-Flow	Sample Method	Grab
		Well Volumes Purged	1.45				
Sample Time: Label	12:37	Volume Purged	1.44 gallons	Replicate/Code No.	--	Sampled by	Andrew Banitt
Purge Start	11:53						
Purge End	12:40						

Time	Minutes Elapsed between Readings	Flow Rate (mL/min) [100-300 mL/min]	Depth to Water (ft) [± 0.3]	Total Gallons Purged	pH [± 0.1]	Cond. (mS/cm) [± 3%]	Turbidity (NTU) [± 10%*]	DO (mg/L) [± 10%]	Temp. (°C) [± 3%]	Redox (mV) [± 10mV]	Appearance	
											Color	Odor
11:54	0	140	6.31	0.00	6.49	2.51	0.02	1.45	13.8	72.5	Clear	No Odor
11:59	5	140	6.31	0.18	6.60	3.06	1.41	0.29	13.4	13.1	Clear	No Odor
12:04	5	140	6.31	0.36	6.85	4.84	0.45	0.11	13.3	19.4	Clear	No Odor
12:09	5	140	6.31	0.54	6.97	5.15	0.32	0.05	13.3	15.1	Clear	No Odor
12:14	5	140	6.31	0.72	7.01	5.29	0.10	0.02	13.2	9.0	Clear	No Odor
12:19	5	140	6.31	0.90	7.04	5.40	0.02	0.02	13.2	0.1	Clear	No Odor
12:24	5	140	6.31	1.08	7.06	5.50	0.02	0.00	13.2	-6.3	Clear	No Odor
12:29	5	140	6.31	1.26	7.07	5.51	0.02	0.01	13.3	-11.2	Clear	No Odor
12:34	5	140	6.31	1.44	7.08	5.57	0.02	0.00	13.3	-14.4	Clear	No Odor
--	--	--	--	--	--	--	--	--	--	--	--	--
--	--	--	--	--	--	--	--	--	--	--	--	--
--	--	--	--	--	--	--	--	--	--	--	--	--
--	--	--	--	--	--	--	--	--	--	--	--	--
--	--	--	--	--	--	--	--	--	--	--	--	--
--	--	--	--	--	--	--	--	--	--	--	--	--
--	--	--	--	--	--	--	--	--	--	--	--	--
--	--	--	--	--	--	--	--	--	--	--	--	--
--	--	--	--	--	--	--	--	--	--	--	--	--
--	--	--	--	--	--	--	--	--	--	--	--	--
--	--	--	--	--	--	--	--	--	--	--	--	--

* **Turbidity** < 50 NTU and ±10% or within 1 NTU of a previous reading when <10 NTU

Constituents Sampled	Container	Number	Preservative
1,1-DCE, cis-1,2-DCE, trans-1,2-DCE, PCE, TCE, VC	40 mL Glass	3	HCL
1,4-dioxane	40 mL Glass	3	HCL

Comments

None

Well Casing Volumes

Gallons/Foot — *1" = 0.04* | *1.25" = 0.06* | *1.5" = 0.09* | *2" = 0.16* | *2.5" = 0.26* | *3" = 0.37* | *3.5" = 0.50* | *4" = 0.65* | *6" = 1.47*

Well Information

Well Location:	Belden ROW	Well Locked at Arrival:	yes
Condition of Well:	Good	Well Locked at Departure:	n/a
Well Completion:	Flush mount	Lock Functioning:	yes

ARCADIS

SHALLOW LOW-FLOW GROUNDWATER SAMPLING FORM

Project No.	30050315.402.01	Well ID	MW-74			Date	5-13-21
Project Name/Location	Ford LTP			Weather	64.0 degrees F and Mostly Clear. The wind is blowing N/NW at 4.7 mph.		
Measuring Pt. Description	Top of Casing	Screen Setting (ft-bmp)	14-19	Casing Diameter (in.)	2	Well Material	PVC
Static Water Level (ft-bmp)	7.23	Total Depth (ft-bmp)	18.77	Water Column (ft.)	11.54	Gallons in Well	1.88
		Pump Intake (ft-bmp)	16.50	Purge Method	Low-Flow	Sample Method	Grab
		Well Volumes Purged	0.63				
Sample Time: Label	13:35	Volume Purged	1.19 gallons	Replicate/Code No.	MW-74-MS_051321, MW-74-MSD_051321	Sampled by	Andrew Banitt
Purge Start	12:56						
Purge End	13:47						

Time	Minutes Elapsed between Readings	Flow Rate (mL/min) [100-300 mL/min]	Depth to Water (ft) [± 0.3]	Total Gallons Purged	pH [± 0.1]	Cond. (mS/cm) [± 3%]	Turbidity (NTU) [± 10%*]	DO (mg/L) [± 10%]	Temp. (°C) [± 3%]	Redox (mV) [± 10mV]	Appearance	
											Color	Odor
12:57	0	130	7.27	0.00	7.11	6.39	13.90	2.27	14.5	19.9	Clear	No Odor
13:02	5	130	7.26	0.17	7.13	6.42	31.30	0.23	13.9	-44.8	Clear	No Odor
13:07	5	130	7.27	0.34	7.20	6.93	13.50	0.10	13.9	-67.1	Clear	No Odor
13:12	5	130	7.27	0.51	7.25	7.18	6.93	0.05	13.7	-76.4	Clear	No Odor
13:17	5	130	7.27	0.68	7.27	7.41	3.16	0.02	13.7	-80.5	Clear	No Odor
13:22	5	130	7.27	0.85	7.28	7.57	1.22	0.01	13.5	-84.4	Clear	No Odor
13:27	5	130	7.27	1.02	7.29	7.67	1.78	0.01	13.6	-87.0	Clear	No Odor
13:32	5	130	7.27	1.19	7.30	7.75	0.02	0.01	13.4	-87.4	Clear	No Odor
--	--	--	--	--	--	--	--	--	--	--	--	--
--	--	--	--	--	--	--	--	--	--	--	--	--
--	--	--	--	--	--	--	--	--	--	--	--	--
--	--	--	--	--	--	--	--	--	--	--	--	--
--	--	--	--	--	--	--	--	--	--	--	--	--
--	--	--	--	--	--	--	--	--	--	--	--	--
--	--	--	--	--	--	--	--	--	--	--	--	--
--	--	--	--	--	--	--	--	--	--	--	--	--
--	--	--	--	--	--	--	--	--	--	--	--	--
--	--	--	--	--	--	--	--	--	--	--	--	--
--	--	--	--	--	--	--	--	--	--	--	--	--
--	--	--	--	--	--	--	--	--	--	--	--	--

* **Turbidity** < 50 NTU and ±10% or within 1 NTU of a previous reading when <10 NTU

Constituents Sampled	Container	Number	Preservative
1,1-DCE, cis-1,2-DCE, trans-1,2-DCE, PCE, TCE, VC	40 mL Glass	9	HCL
1,4-dioxane	40 mL Glass	9	HCL

Comments

None

Well Casing Volumes

Gallons/Foot — *1" = 0.04* | *1.25" = 0.06* | *1.5" = 0.09* | *2" = 0.16* | *2.5" = 0.26* | *3" = 0.37* | *3.5" = 0.50* | *4" = 0.65* | *6" = 1.47*

Well Information

Well Location:	Belden ROW	Well Locked at Arrival:	yes
Condition of Well:	Broken thread tabs,Missing bolts,Poor	Well Locked at Departure:	n/a
Well Completion:	Flush mount	Lock Functioning:	yes

ARCADIS

SHALLOW LOW-FLOW GROUNDWATER SAMPLING FORM

Project No.	30050315.402.01	Well ID	MW-74S			Date	5-13-21
Project Name/Location	Ford LTP			Weather	64.9 degrees F and Mostly Clear. The wind is blowing N/NW at 3.4 mph.		
Measuring Pt. Description	Top of Casing	Screen Setting (ft-bmp)	3-13	Casing Diameter (in.)	2	Well Material	PVC
Static Water Level (ft-bmp)	7.23	Total Depth (ft-bmp)	12.77	Water Column (ft.)	5.54	Gallons in Well	0.90
		Pump Intake (ft-bmp)	8.73	Purge Method	Low-Flow	Sample Method	Grab
		Well Volumes Purged	1.52				
Sample Time: Label	14:50	Volume Purged	1.37 gallons	Replicate/Code No.	--	Sampled by	Andrew Banitt
Purge Start	14:06						
Purge End	14:54						

Time	Minutes Elapsed between Readings	Flow Rate (mL/min) [100-300 mL/min]	Depth to Water (ft) [± 0.3]	Total Gallons Purged	pH [± 0.1]	Cond. (mS/cm) [± 3%]	Turbidity (NTU) [± 10%*]	DO (mg/L) [± 10%]	Temp. (°C) [± 3%]	Redox (mV) [± 10mV]	Appearance	
											Color	Odor
14:07	0	135	7.24	0.00	6.49	2.12	0.02	1.74	15.4	98.9	Clear	No Odor
14:12	5	130	7.25	0.18	6.52	4.82	0.02	0.42	14.0	115.1	Clear	No Odor
14:17	5	130	7.25	0.35	6.64	6.72	0.02	0.32	14.0	107.4	Clear	No Odor
14:22	5	130	7.25	0.52	6.71	6.69	0.02	0.39	14.1	85.0	Clear	No Odor
14:27	5	130	7.25	0.69	6.76	6.96	0.02	0.41	14.1	33.6	Clear	No Odor
14:32	5	130	7.25	0.86	6.81	7.33	0.02	0.39	14.0	8.2	Clear	No Odor
14:37	5	130	7.25	1.03	6.84	7.67	0.02	0.41	14.1	-1.9	Clear	No Odor
14:42	5	130	7.25	1.20	6.86	7.76	0.02	0.41	14.0	-5.7	Clear	No Odor
14:47	5	130	7.25	1.37	6.88	7.90	0.02	0.39	13.9	-8.3	Clear	No Odor
--	--	--	--	--	--	--	--	--	--	--	--	--
--	--	--	--	--	--	--	--	--	--	--	--	--
--	--	--	--	--	--	--	--	--	--	--	--	--
--	--	--	--	--	--	--	--	--	--	--	--	--
--	--	--	--	--	--	--	--	--	--	--	--	--
--	--	--	--	--	--	--	--	--	--	--	--	--
--	--	--	--	--	--	--	--	--	--	--	--	--
--	--	--	--	--	--	--	--	--	--	--	--	--
--	--	--	--	--	--	--	--	--	--	--	--	--
--	--	--	--	--	--	--	--	--	--	--	--	--
--	--	--	--	--	--	--	--	--	--	--	--	--

* **Turbidity** < 50 NTU and ±10% or within 1 NTU of a previous reading when <10 NTU

Constituents Sampled	Container	Number	Preservative
1,1-DCE, cis-1,2-DCE, trans-1,2-DCE, PCE, TCE, VC	40 mL Glass	3	HCL
1,4-dioxane	40 mL Glass	3	HCL

Comments

None

Well Casing Volumes

Gallons/Foot					
	1" = 0.04	1.5" = 0.09	2.5" = 0.26	3.5" = 0.50	6" = 1.47
	1.25" = 0.06	2" = 0.16	3" = 0.37	4" = 0.65	

Well Information

Well Location:	Belden ROW	Well Locked at Arrival:	yes
Condition of Well:	Missing bolts,Poor	Well Locked at Departure:	n/a
Well Completion:	Flush mount	Lock Functioning:	yes

ARCADIS

SHALLOW LOW-FLOW GROUNDWATER SAMPLING FORM

Project No.	30050315.402.01	Well ID	MW-75D			Date	5-19-21
Project Name/Location		Ford LTP		Weather	66.9 degrees F and Mostly Cloudy. The wind is blowing S/SE at 3.4 mph.		
Measuring Pt. Description	Top of Casing	Screen Setting (ft-bmp)	12-17	Casing Diameter (in.)	2	Well Material	PVC
Static Water Level (ft-bmp)	6.50	Total Depth (ft-bmp)	16.65	Water Column (ft.)	10.15	Gallons in Well	1.65
		Pump Intake (ft-bmp)	14.50	Purge Method	Low-Flow	Sample Method	Grab
		Well Volumes Purged	1.48				
Sample Time: Label	11:32	Volume Purged	2.45 gallons	Replicate/Code No.	--	Sampled by	Andrew Banitt
Purge Start	10:30						
Purge End	11:38						

Time	Minutes Elapsed between Readings	Flow Rate (mL/min) [100-300 mL/min]	Depth to Water (ft) [± 0.3]	Total Gallons Purged	pH [± 0.1]	Cond. (mS/cm) [± 3%]	Turbidity (NTU) [± 10%*]	DO (mg/L) [± 10%]	Temp. (°C) [± 3%]	Redox (mV) [± 10mV]	Appearance	
											Color	Odor
10:31	0	140	6.61	0.00	6.99	5.40	534.00	2.18	14.8	92.5	Cloudy	No Odor
10:36	5	160	6.66	0.18	7.29	5.35	519.00	0.54	13.5	65.3	Cloudy	No Odor
10:41	5	160	6.67	0.39	7.39	5.20	381.00	0.35	13.3	41.3	Cloudy	No Odor
10:46	5	160	6.66	0.60	7.47	5.08	283.00	0.21	13.4	20.7	Cloudy	No Odor
10:51	5	160	6.66	0.81	7.51	5.01	246.00	0.14	13.3	3.2	Cloudy	No Odor
10:56	5	160	6.66	1.02	7.56	4.99	181.00	0.14	13.2	-14.1	Cloudy	No Odor
11:01	5	130	6.66	1.23	7.61	4.96	242.00	0.11	13.5	-40.5	Cloudy	No Odor
11:06	5	160	6.65	1.40	7.62	4.93	173.00	0.09	13.5	-46.0	Cloudy	No Odor
11:11	5	160	6.64	1.61	7.62	4.87	141.00	0.08	13.4	-58.1	Cloudy	No Odor
11:16	5	160	6.64	1.82	7.62	4.85	120.00	0.07	13.6	-66.7	Cloudy	No Odor
11:21	5	160	6.64	2.03	7.62	4.86	110.00	0.07	13.6	-75.0	Cloudy	No Odor
11:26	5	160	6.63	2.24	7.61	4.94	134.00	0.05	13.5	-81.5	Cloudy	No Odor
11:31	5	160	6.64	2.45	7.61	4.94	127.00	0.04	13.5	-85.0	Cloudy	No Odor
--	--	--	--	--	--	--	--	--	--	--	--	--
--	--	--	--	--	--	--	--	--	--	--	--	--
--	--	--	--	--	--	--	--	--	--	--	--	--
--	--	--	--	--	--	--	--	--	--	--	--	--
--	--	--	--	--	--	--	--	--	--	--	--	--
--	--	--	--	--	--	--	--	--	--	--	--	--
--	--	--	--	--	--	--	--	--	--	--	--	--

* **Turbidity** < 50 NTU and ±10% or within 1 NTU of a previous reading when <10 NTU

Constituents Sampled	Container	Number	Preservative
1,1-DCE, cis-1,2-DCE, trans-1,2-DCE, PCE, TCE, VC	40 mL Glass	3	HCL
1,4-dioxane	40 mL Glass	3	HCL

Comments

None

Well Casing Volumes

Gallons/Foot — *1" = 0.04* | *1.25" = 0.06* | *1.5" = 0.09* | *2" = 0.16* | *2.5" = 0.26* | *3" = 0.37* | *3.5" = 0.50* | *4" = 0.65* | *6" = 1.47*

Well Information

Well Location:	Belden ROW	Well Locked at Arrival:	yes
Condition of Well:	Broken thread tabs,Missing bolts,Poor	Well Locked at Departure:	n/a
Well Completion:	Flush mount	Lock Functioning:	yes

ARCADIS

SHALLOW LOW-FLOW GROUNDWATER SAMPLING FORM

Project No.	30050315.402.01	Well ID	MW-75SR			Date	5-19-21
Project Name/Location	Ford LTP			Weather	75.9 degrees F and Mostly Cloudy. The wind is blowing S at 10.3 mph.		
Measuring Pt. Description	Top of Casing	Screen Setting (ft-bmp)	2.5-12.5	Casing Diameter (in.)	2	Well Material	PVC
Static Water Level (ft-bmp)	6.58	Total Depth (ft-bmp)	12.36	Water Column (ft.)	5.78	Gallons in Well	0.94
		Pump Intake (ft-bmp)	8.08	Purge Method	Low-Flow	Sample Method	Grab
		Well Volumes Purged	1.94				
Sample Time: Label	13:05	Volume Purged	1.82 gallons	Replicate/Code No.	DUP-11	Sampled by	Andrew Banitt
Purge Start	12:12						
Purge End	13:12						

Time	Minutes Elapsed between Readings	Flow Rate (mL/min) [100-300 mL/min]	Depth to Water (ft) [± 0.3]	Total Gallons Purged	pH [± 0.1]	Cond. (mS/cm) [± 3%]	Turbidity (NTU) [± 10%*]	DO (mg/L) [± 10%]	Temp. (°C) [± 3%]	Redox (mV) [± 10mV]	Appearance	
											Color	Odor
12:13	0	150	6.61	0.00	6.65	2.09	36.00	1.49	15.8	66.7	Clear	No Odor
12:18	5	140	6.61	0.20	6.83	2.16	4.60	0.12	15.0	45.6	Clear	No Odor
12:23	5	140	6.61	0.38	6.99	2.19	0.42	0.06	14.4	40.2	Clear	No Odor
12:28	5	140	6.61	0.56	7.05	2.52	0.02	0.06	14.6	31.2	Clear	No Odor
12:33	5	140	6.61	0.74	7.25	2.53	0.02	0.05	14.6	42.9	Clear	No Odor
12:38	5	140	6.61	0.92	7.30	2.75	0.02	0.03	14.7	46.9	Clear	No Odor
12:43	5	140	6.61	1.10	7.30	2.83	0.02	0.02	14.7	46.1	Clear	No Odor
12:48	5	140	6.61	1.28	7.31	2.88	0.02	0.01	14.5	45.2	Clear	No Odor
12:53	5	140	6.61	1.46	7.32	2.95	0.02	0.01	14.4	44.3	Clear	No Odor
12:58	5	140	6.61	1.64	7.34	2.98	0.02	0.01	14.6	42.6	Clear	No Odor
13:03	5	140	6.61	1.82	7.36	3.00	0.02	0.01	14.7	41.3	Clear	No Odor
--	--	--	--	--	--	--	--	--	--	--	--	--
--	--	--	--	--	--	--	--	--	--	--	--	--
--	--	--	--	--	--	--	--	--	--	--	--	--
--	--	--	--	--	--	--	--	--	--	--	--	--
--	--	--	--	--	--	--	--	--	--	--	--	--
--	--	--	--	--	--	--	--	--	--	--	--	--
--	--	--	--	--	--	--	--	--	--	--	--	--
--	--	--	--	--	--	--	--	--	--	--	--	--
--	--	--	--	--	--	--	--	--	--	--	--	--

* **Turbidity** < 50 NTU and ±10% or within 1 NTU of a previous reading when <10 NTU

Constituents Sampled	Container	Number	Preservative
1,1-DCE, cis-1,2-DCE, trans-1,2-DCE, PCE, TCE, VC	40 mL Glass	6	HCL
1,4-dioxane	40 mL Glass	6	HCL

Comments

None

Well Casing Volumes

Gallons/Foot — *1" = 0.04* | *1.25" = 0.06* | *1.5" = 0.09* | *2" = 0.16* | *2.5" = 0.26* | *3" = 0.37* | *3.5" = 0.50* | *4" = 0.65* | *6" = 1.47*

Well Information

Well Location:	Belden ROW	Well Locked at Arrival:	yes
Condition of Well:	Missing bolts,Poor	Well Locked at Departure:	n/a
Well Completion:	Flush mount	Lock Functioning:	yes

ARCADIS

SHALLOW LOW-FLOW GROUNDWATER SAMPLING FORM

Project No.	30050315.402.01	Well ID	MW-76			Date	5-13-21
Project Name/Location	Ford LTP			Weather	59.0 degrees F and Sunny. The wind is blowing NW at 6.0 mph.		
Measuring Pt. Description	Top of Casing	Screen Setting (ft-bmp)	15-20	Casing Diameter (in.)	2	Well Material	PVC
Static Water Level (ft-bmp)	10.54	Total Depth (ft-bmp)	19.61	Water Column (ft.)	9.07	Gallons in Well	1.47
		Pump Intake (ft-bmp)	17.50	Purge Method	Low-Flow	Sample Method	Grab
		Well Volumes Purged	1.06				
Sample Time: Label	9:30	Volume Purged	1.56 gallons	Replicate/Code No.	MW-76-MS_051321, MW-76-MSD_051321	Sampled by	Emma Witherspoon
Purge Start	8:25						
Purge End	9:47						

Time	Minutes Elapsed between Readings	Flow Rate (mL/min) [100-300 mL/min]	Depth to Water (ft) [± 0.3]	Total Gallons Purged	pH [± 0.1]	Cond. (mS/cm) [± 3%]	Turbidity (NTU) [± 10%*]	DO (mg/L) [± 10%]	Temp. (°C) [± 3%]	Redox (mV) [± 10mV]	Appearance	
											Color	Odor
8:30	0	100	10.55	0.00	7.14	8.75	8.42	0.60	12.4	173.4	Clear, Small Brown Particulates	No Odor
8:35	5	100	10.56	0.13	7.15	8.64	9.34	0.40	12.4	168.1	Clear, Small Brown Particulates	No Odor
8:40	5	100	10.56	0.26	7.16	8.53	6.34	0.31	12.4	162.4	Clear, Small Brown Particulates	No Odor
8:45	5	100	10.56	0.39	7.16	8.48	5.12	0.22	12.5	154.4	Clear, Small Brown Particulates	No Odor
8:50	5	100	10.56	0.52	7.15	8.44	3.43	0.16	12.5	141.3	Clear	No Odor
8:55	5	100	10.56	0.65	7.14	8.46	2.30	0.13	12.5	125.8	Clear	No Odor
9:00	5	100	10.56	0.78	7.13	8.50	2.62	0.13	12.5	105.0	Clear	No Odor
9:05	5	100	10.56	0.91	7.13	8.52	1.65	0.13	12.5	86.8	Clear	No Odor
9:10	5	100	10.56	1.04	7.13	8.56	2.04	0.13	12.6	71.1	Clear	No Odor
9:15	5	100	10.56	1.17	7.13	8.58	0.59	0.13	12.6	63.0	Clear	No Odor
9:20	5	100	10.56	1.30	7.13	8.60	1.26	0.13	12.6	57.2	Clear	No Odor
9:25	5	100	10.56	1.43	7.13	8.60	2.56	0.11	12.7	51.7	Clear	No Odor
9:30	5	100	10.56	1.56	7.13	8.61	2.04	0.10	12.9	47.1	Clear	No Odor
--	--	--	--	--	--	--	--	--	--	--	--	--
--	--	--	--	--	--	--	--	--	--	--	--	--
--	--	--	--	--	--	--	--	--	--	--	--	--
--	--	--	--	--	--	--	--	--	--	--	--	--
--	--	--	--	--	--	--	--	--	--	--	--	--
--	--	--	--	--	--	--	--	--	--	--	--	--
--	--	--	--	--	--	--	--	--	--	--	--	--

* **Turbidity** < 50 NTU and ±10% or within 1 NTU of a previous reading when <10 NTU

Constituents Sampled	Container	Number	Preservative
1,1-DCE, cis-1,2-DCE, trans-1,2-DCE, PCE, TCE, VC	40 mL Glass	9	HCL
1,4-dioxane	40 mL Glass	9	HCL

Comments

None

Well Casing Volumes

Gallons/Foot — *1" = 0.04* | *1.25" = 0.06* | *1.5" = 0.09* | *2" = 0.16* | *2.5" = 0.26* | *3" = 0.37* | *3.5" = 0.50* | *4" = 0.65* | *6" = 1.47*

Well Information

Well Location:	Belden ROW	Well Locked at Arrival:	yes
Condition of Well:	Good	Well Locked at Departure:	n/a
Well Completion:	Flush mount	Lock Functioning:	yes

ARCADIS

SHALLOW LOW-FLOW GROUNDWATER SAMPLING FORM

Project No.	30050315.402.01	Well ID	MW-76S			Date	5-13-21
Project Name/Location	Ford LTP			Weather	60.0 degrees F and Sunny. The wind is blowing NW at 6.0 mph.		
Measuring Pt. Description	Top of Casing	Screen Setting (ft-bmp)	4.5-14.5	Casing Diameter (in.)	2	Well Material	PVC
Static Water Level (ft-bmp)	10.43	Total Depth (ft-bmp)	14.14	Water Column (ft.)	3.71	Gallons in Well	0.60
		Pump Intake (ft-bmp)	11.93	Purge Method	Low-Flow	Sample Method	Grab
		Well Volumes Purged	1.70				
Sample Time: Label	10:40	Volume Purged	1.02 gallons	Replicate/Code No.	--	Sampled by	Emma Witherspoon
Purge Start	10:03						
Purge End	10:42						

Time	Minutes Elapsed between Readings	Flow Rate (mL/min) [100-300 mL/min]	Depth to Water (ft) [± 0.3]	Total Gallons Purged	pH [± 0.1]	Cond. (mS/cm) [± 3%]	Turbidity (NTU) [± 10%*]	DO (mg/L) [± 10%]	Temp. (°C) [± 3%]	Redox (mV) [± 10mV]	Appearance	
											Color	Odor
10:05	0	125	10.46	0.00	7.52	3.69	55.70	1.45	12.7	108.7	Cloudy, Small Orange Particulates	No Odor
10:10	5	125	10.46	0.17	7.25	5.21	17.00	0.47	12.6	91.8	Clear, Small Orange Particulates	No Odor
10:15	5	125	10.46	0.34	7.24	5.39	8.09	0.40	12.7	87.9	Clear, Small Orange Particulates	No Odor
10:20	5	125	10.46	0.51	7.23	5.51	7.94	0.36	12.7	86.0	Clear, Small Orange Particulates	No Odor
10:25	5	125	10.46	0.68	7.21	5.59	4.98	0.42	12.7	84.8	Clear	No Odor
10:30	5	125	10.46	0.85	7.20	5.65	4.65	0.43	12.7	83.5	Clear	No Odor
10:35	5	125	10.46	1.02	7.19	5.69	2.33	0.41	12.7	81.1	Clear	No Odor
--	--	--	--	--	--	--	--	--	--	--	--	--
--	--	--	--	--	--	--	--	--	--	--	--	--
--	--	--	--	--	--	--	--	--	--	--	--	--
--	--	--	--	--	--	--	--	--	--	--	--	--
--	--	--	--	--	--	--	--	--	--	--	--	--
--	--	--	--	--	--	--	--	--	--	--	--	--
--	--	--	--	--	--	--	--	--	--	--	--	--
--	--	--	--	--	--	--	--	--	--	--	--	--
--	--	--	--	--	--	--	--	--	--	--	--	--
--	--	--	--	--	--	--	--	--	--	--	--	--
--	--	--	--	--	--	--	--	--	--	--	--	--
--	--	--	--	--	--	--	--	--	--	--	--	--

* **Turbidity** < 50 NTU and ±10% or within 1 NTU of a previous reading when <10 NTU

Constituents Sampled	Container	Number	Preservative
1,1-DCE, cis-1,2-DCE, trans-1,2-DCE, PCE, TCE, VC	40 mL Glass	3	HCL
1,4-dioxane	40 mL Glass	3	HCL

Comments

None

Well Casing Volumes

Gallons/Foot — *1" = 0.04* | *1.25" = 0.06* | *1.5" = 0.09* | *2" = 0.16* | *2.5" = 0.26* | *3" = 0.37* | *3.5" = 0.50* | *4" = 0.65* | *6" = 1.47*

Well Information

Well Location:	Belden ROW	Well Locked at Arrival:	yes
Condition of Well:	Good	Well Locked at Departure:	n/a
Well Completion:	Flush mount	Lock Functioning:	yes

ARCADIS

SHALLOW LOW-FLOW GROUNDWATER SAMPLING FORM

Project No.	30050315.402.01	Well ID	MW-77			Date	5-19-21
Project Name/Location	Ford LTP			Weather	80.1 degrees F and Mostly Cloudy. The wind is blowing S/SE at 10.3 mph.		
Measuring Pt. Description	Top of Casing	Screen Setting (ft-bmp)	9-14	Casing Diameter (in.)	2	Well Material	PVC
Static Water Level (ft-bmp)	5.55	Total Depth (ft-bmp)	13.70	Water Column (ft.)	8.15	Gallons in Well	1.32
		Pump Intake (ft-bmp)	11.50	Purge Method	Low-Flow	Sample Method	Grab
		Well Volumes Purged	1.18				
Sample Time: Label	15:21	Volume Purged	1.56 gallons	Replicate/Code No.	--	Sampled by	Gary Schafer
Purge Start	14:18						
Purge End	15:26						

Time	Minutes Elapsed between Readings	Flow Rate (mL/min) [100-300 mL/min]	Depth to Water (ft) [± 0.3]	Total Gallons Purged	pH [± 0.1]	Cond. (mS/cm) [± 3%]	Turbidity (NTU) [± 10%*]	DO (mg/L) [± 10%]	Temp. (°C) [± 3%]	Redox (mV) [± 10mV]	Appearance	
											Color	Odor
14:20	0	100	5.55	0.00	7.25	1.73	9.34	0.74	13.6	52.0	Clear	No Odor
14:25	5	100	5.56	0.13	7.33	1.65	5.13	0.21	13.0	28.4	Clear	No Odor
14:30	5	100	5.56	0.26	7.36	1.63	3.67	0.17	13.1	7.1	Clear	No Odor
14:35	5	100	5.56	0.39	7.36	1.58	1.75	0.18	13.1	-12.4	Clear	No Odor
14:40	5	100	5.56	0.52	7.36	1.55	1.02	0.18	13.3	-29.4	Clear	No Odor
14:45	5	100	5.56	0.65	7.38	1.53	0.77	0.17	13.1	-43.3	Clear	No Odor
14:50	5	100	5.56	0.78	7.39	1.53	0.78	0.16	13.0	-55.1	Clear	No Odor
14:55	5	100	5.56	0.91	7.38	1.52	0.90	0.13	13.3	-62.9	Clear	No Odor
15:00	5	100	5.56	1.04	7.39	1.55	0.60	0.14	13.1	-71.4	Clear	No Odor
15:05	5	100	5.56	1.17	7.40	1.53	0.57	0.13	12.9	-75.7	Clear	No Odor
15:10	5	100	5.56	1.30	7.41	1.52	0.27	0.12	13.0	-50.2	Clear	No Odor
15:15	5	100	5.56	1.43	7.41	1.51	0.12	0.12	13.2	-53.4	Clear	No Odor
15:20	5	100	5.56	1.56	7.41	1.51	0.38	0.13	13.1	-55.9	Clear	No Odor
--	--	--	--	--	--	--	--	--	--	--	--	--
--	--	--	--	--	--	--	--	--	--	--	--	--
--	--	--	--	--	--	--	--	--	--	--	--	--
--	--	--	--	--	--	--	--	--	--	--	--	--
--	--	--	--	--	--	--	--	--	--	--	--	--
--	--	--	--	--	--	--	--	--	--	--	--	--
--	--	--	--	--	--	--	--	--	--	--	--	--

* **Turbidity** < 50 NTU and ±10% or within 1 NTU of a previous reading when <10 NTU

Constituents Sampled	Container	Number	Preservative
1,1-DCE, cis-1,2-DCE, trans-1,2-DCE, PCE, TCE, VC	40 mL Glass	3	HCL
1,4-dioxane	40 mL Glass	3	HCL

Comments

None

Well Casing Volumes

Gallons/Foot — *1" = 0.04* | *1.25" = 0.06* | *1.5" = 0.09* | *2" = 0.16* | *2.5" = 0.26* | *3" = 0.37* | *3.5" = 0.50* | *4" = 0.65* | *6" = 1.47*

Well Information

Well Location:	Boston Post ROW	Well Locked at Arrival:	yes
Condition of Well:	Good	Well Locked at Departure:	n/a
Well Completion:	Flush mount	Lock Functioning:	yes

ARCADIS

SHALLOW LOW-FLOW GROUNDWATER SAMPLING FORM

Project No.	30050315.402.01	Well ID	MW-77S			Date	5-19-21
Project Name/Location	Ford LTP			Weather	81.0 degrees F and Mostly Cloudy. The wind is blowing S/SE at 13.9 mph.		
Measuring Pt. Description	Top of Casing	Screen Setting (ft-bmp)	2.5-12.5	Casing Diameter (in.)	2	Well Material	PVC
Static Water Level (ft-bmp)	5.45	Total Depth (ft-bmp)	12.15	Water Column (ft.)	6.70	Gallons in Well	1.09
		Pump Intake (ft-bmp)	6.95	Purge Method	Low-Flow	Sample Method	Grab
		Well Volumes Purged	0.95				
Sample Time: Label	16:21	Volume Purged	1.04 gallons	Replicate/Code No.	--	Sampled by	Gary Schafer
Purge Start	15:37						
Purge End	16:30						

Time	Minutes Elapsed between Readings	Flow Rate (mL/min) [100-300 mL/min]	Depth to Water (ft) [± 0.3]	Total Gallons Purged	pH [± 0.1]	Cond. (mS/cm) [± 3%]	Turbidity (NTU) [± 10%*]	DO (mg/L) [± 10%]	Temp. (°C) [± 3%]	Redox (mV) [± 10mV]	Appearance	
											Color	Odor
15:40	0	100	5.46	0.00	7.75	0.62	16.90	0.59	13.0	-23.1	Clear, Small Orange Particulates	No Odor
15:45	5	100	5.47	0.13	7.69	0.64	10.70	0.42	13.3	-22.4	Clear	No Odor
15:50	5	100	5.47	0.26	7.65	0.73	5.23	0.40	13.6	-21.5	Clear	No Odor
15:55	5	100	5.47	0.39	7.62	0.77	4.23	0.40	13.7	-22.0	Clear	No Odor
16:00	5	100	5.47	0.52	7.60	0.82	4.19	0.38	13.4	-22.1	Clear	No Odor
16:05	5	100	5.47	0.65	7.59	0.86	2.96	0.40	13.4	-23.6	Clear	No Odor
16:10	5	100	5.47	0.78	7.58	0.89	1.83	0.41	13.6	-23.4	Clear	No Odor
16:15	5	100	5.47	0.91	7.58	0.89	1.89	0.42	13.4	-23.9	Clear	No Odor
16:20	5	100	5.47	1.04	7.57	0.90	1.43	0.43	13.4	-24.0	Clear	No Odor
--	--	--	--	--	--	--	--	--	--	--	--	--
--	--	--	--	--	--	--	--	--	--	--	--	--
--	--	--	--	--	--	--	--	--	--	--	--	--
--	--	--	--	--	--	--	--	--	--	--	--	--
--	--	--	--	--	--	--	--	--	--	--	--	--
--	--	--	--	--	--	--	--	--	--	--	--	--
--	--	--	--	--	--	--	--	--	--	--	--	--
--	--	--	--	--	--	--	--	--	--	--	--	--
--	--	--	--	--	--	--	--	--	--	--	--	--
--	--	--	--	--	--	--	--	--	--	--	--	--
--	--	--	--	--	--	--	--	--	--	--	--	--

* **Turbidity** < 50 NTU and ±10% or within 1 NTU of a previous reading when <10 NTU

Constituents Sampled	Container	Number	Preservative
1,1-DCE, cis-1,2-DCE, trans-1,2-DCE, PCE, TCE, VC	40 mL Glass	3	HCL
1,4-dioxane	40 mL Glass	3	HCL

Comments

None

Well Casing Volumes

Gallons/Foot — *1" = 0.04* | *1.25" = 0.06* | *1.5" = 0.09* | *2" = 0.16* | *2.5" = 0.26* | *3" = 0.37* | *3.5" = 0.50* | *4" = 0.65* | *6" = 1.47*

Well Information

Well Location:	Boston Post ROW	Well Locked at Arrival:	yes
Condition of Well:	Good	Well Locked at Departure:	n/a
Well Completion:	Flush mount	Lock Functioning:	yes

ARCADIS

SHALLOW LOW-FLOW GROUNDWATER SAMPLING FORM

Project No.	30050315.402.01	Well ID	MW-78			Date	5-20-21
Project Name/Location	Ford LTP			Weather	64.9 degrees F and Cloudy. The wind is blowing E/SE at 4.7 mph.		
Measuring Pt. Description	Top of Casing	Screen Setting (ft-bmp)	7-12	Casing Diameter (in.)	2	Well Material	PVC
Static Water Level (ft-bmp)	3.23	Total Depth (ft-bmp)	11.75	Water Column (ft.)	8.52	Gallons in Well	1.38
		Pump Intake (ft-bmp)	9.50	Purge Method	Low-Flow	Sample Method	Grab
		Well Volumes Purged	1.13				
Sample Time: Label	10:41	Volume Purged	1.56 gallons	Replicate/Code No.	MW-78-MS_052021, MW-78-MSD_052021	Sampled by	Gary Schafer
Purge Start	9:37						
Purge End	10:56						

Time	Minutes Elapsed between Readings	Flow Rate (mL/min) [100-300 mL/min]	Depth to Water (ft) [± 0.3]	Total Gallons Purged	pH [± 0.1]	Cond. (mS/cm) [± 3%]	Turbidity (NTU) [± 10%*]	DO (mg/L) [± 10%]	Temp. (°C) [± 3%]	Redox (mV) [± 10mV]	Appearance	
											Color	Odor
9:40	0	100	3.25	0.00	7.04	3.61	8.05	0.27	10.8	87.0	Clear, Small Orange Particulates	No Odor
9:45	5	100	3.25	0.13	7.22	3.47	5.37	0.16	10.9	62.4	Clear, Small Orange Particulates	No Odor
9:50	5	100	3.25	0.26	7.28	3.36	5.98	0.13	10.8	48.0	Clear, Small Orange Particulates	No Odor
9:55	5	100	3.25	0.39	7.31	3.26	2.68	0.12	10.9	41.1	Clear, Small Orange Particulates	No Odor
10:00	5	100	3.25	0.52	7.34	3.17	2.24	0.13	10.9	345.0	Clear, Small Orange Particulates	No Odor
10:05	5	100	3.25	0.65	7.36	3.10	2.19	0.15	11.1	18.8	Clear, Small Orange Particulates	No Odor
10:10	5	100	3.25	0.78	7.38	3.06	1.25	0.18	11.0	-1.2	Clear	No Odor
10:15	5	100	3.25	0.91	7.40	3.01	2.76	0.27	11.4	-16.3	Clear	No Odor
10:20	5	100	3.25	1.04	7.41	3.00	2.25	0.34	11.5	-30.4	Clear	No Odor
10:25	5	100	3.25	1.17	7.43	2.98	1.86	0.40	11.5	-42.4	Clear	No Odor
10:30	5	100	3.25	1.30	7.44	2.94	2.74	0.51	11.5	-51.3	Clear	No Odor
10:35	5	100	3.25	1.43	7.45	2.95	1.01	0.55	11.4	-58.4	Clear	No Odor
10:40	5	100	3.25	1.56	7.45	2.94	2.01	0.54	11.4	-64.8	Clear	No Odor
--	--	--	--	--	--	--	--	--	--	--	--	--
--	--	--	--	--	--	--	--	--	--	--	--	--
--	--	--	--	--	--	--	--	--	--	--	--	--
--	--	--	--	--	--	--	--	--	--	--	--	--
--	--	--	--	--	--	--	--	--	--	--	--	--
--	--	--	--	--	--	--	--	--	--	--	--	--
--	--	--	--	--	--	--	--	--	--	--	--	--

* **Turbidity** < 50 NTU and ±10% or within 1 NTU of a previous reading when <10 NTU

Constituents Sampled	Container	Number	Preservative
1,1-DCE, cis-1,2-DCE, trans-1,2-DCE, PCE, TCE, VC	40 mL Glass	9	HCL
1,4-dioxane	40 mL Glass	9	HCL

Comments

None

Well Casing Volumes

Gallons/Foot — *1" = 0.04* | *1.25" = 0.06* | *1.5" = 0.09* | *2" = 0.16* | *2.5" = 0.26* | *3" = 0.37* | *3.5" = 0.50* | *4" = 0.65* | *6" = 1.47*

Well Information

Well Location:	Beacon ROW	Well Locked at Arrival:	yes
Condition of Well:	Good	Well Locked at Departure:	n/a
Well Completion:	Flush mount	Lock Functioning:	yes

ARCADIS

SHALLOW LOW-FLOW GROUNDWATER SAMPLING FORM

Project No.	30050315.402.01	Well ID	MW-78S			Date	5-20-21
Project Name/Location		Ford LTP		Weather	64.9 degrees F and Cloudy. The wind is blowing E/SE at 4.7 mph.		
Measuring Pt. Description	Top of Casing	Screen Setting (ft-bmp)	2.5-12.5	Casing Diameter (in.)	2	Well Material	PVC
Static Water Level (ft-bmp)	3.48	Total Depth (ft-bmp)	12.30	Water Column (ft.)	8.82	Gallons in Well	1.43
		Pump Intake (ft-bmp)	4.98	Purge Method	Low-Flow	Sample Method	Grab
		Well Volumes Purged	1.09				
Sample Time: Label	12:16	Volume Purged	1.56 gallons	Replicate/Code No.	--	Sampled by	Gary Schafer
Purge Start	11:13						
Purge End	12:22						

Time	Minutes Elapsed between Readings	Flow Rate (mL/min) [100-300 mL/min]	Depth to Water (ft) [± 0.3]	Total Gallons Purged	pH [± 0.1]	Cond. (mS/cm) [± 3%]	Turbidity (NTU) [± 10%*]	DO (mg/L) [± 10%]	Temp. (°C) [± 3%]	Redox (mV) [± 10mV]	Appearance	
											Color	Odor
11:15	0	100	3.50	0.00	7.49	0.83	2.11	0.31	12.3	-26.0	Clear	No Odor
11:20	5	100	3.50	0.13	7.47	0.93	1.11	0.19	12.1	-22.9	Clear	No Odor
11:25	5	100	3.50	0.26	7.46	1.04	3.83	0.16	12.1	-22.3	Clear	No Odor
11:30	5	100	3.50	0.39	7.45	1.13	1.00	0.14	12.2	-23.8	Clear	No Odor
11:35	5	100	3.50	0.52	7.46	1.20	1.13	0.13	12.2	-26.7	Clear	No Odor
11:40	5	100	3.50	0.65	7.46	1.21	0.02	0.13	12.3	-29.8	Clear	No Odor
11:45	5	100	3.50	0.78	7.47	1.24	1.63	0.11	12.3	-33.3	Clear	No Odor
11:50	5	100	3.50	0.91	7.46	1.41	3.37	0.11	12.1	-35.7	Clear	No Odor
11:55	5	100	3.50	1.04	7.47	1.42	3.54	0.11	12.2	-40.1	Clear	No Odor
12:00	5	100	3.50	1.17	7.47	1.48	1.82	0.12	12.2	-44.0	Clear	No Odor
12:05	5	100	3.50	1.30	7.47	1.50	0.04	0.13	12.1	-47.8	Clear	No Odor
12:10	5	100	3.50	1.43	7.47	1.55	0.21	0.13	12.1	-51.4	Clear	No Odor
12:15	5	100	3.50	1.56	7.48	1.58	0.05	0.14	12.3	-54.0	Clear	No Odor
--	--	--	--	--	--	--	--	--	--	--	--	--
--	--	--	--	--	--	--	--	--	--	--	--	--
--	--	--	--	--	--	--	--	--	--	--	--	--
--	--	--	--	--	--	--	--	--	--	--	--	--
--	--	--	--	--	--	--	--	--	--	--	--	--
--	--	--	--	--	--	--	--	--	--	--	--	--
--	--	--	--	--	--	--	--	--	--	--	--	--
--	--	--	--	--	--	--	--	--	--	--	--	--

* **Turbidity** < 50 NTU and ±10% or within 1 NTU of a previous reading when <10 NTU

Constituents Sampled	Container	Number	Preservative
1,1-DCE, cis-1,2-DCE, trans-1,2-DCE, PCE, TCE, VC	40 mL Glass	3	HCL
1,4-dioxane	40 mL Glass	3	HCL

Comments

None

Well Casing Volumes

Gallons/Foot — *1" = 0.04* | *1.25" = 0.06* | *1.5" = 0.09* | *2" = 0.16* | *2.5" = 0.26* | *3" = 0.37* | *3.5" = 0.50* | *4" = 0.65* | *6" = 1.47*

Well Information

Well Location:	Beacon ROW	Well Locked at Arrival:	yes
Condition of Well:	Good	Well Locked at Departure:	n/a
Well Completion:	Flush mount	Lock Functioning:	yes

ARCADIS

SHALLOW LOW-FLOW GROUNDWATER SAMPLING FORM

Project No.	30050315.402.01	Well ID	MW-79D			Date	5-17-21
Project Name/Location		Ford LTP		Weather	62.1 degrees F and Cloudy. The wind is blowing S at 4.7 mph.		
Measuring Pt. Description	Top of Casing	Screen Setting (ft-bmp)	10-15	Casing Diameter (in.)	2	Well Material	PVC
Static Water Level (ft-bmp)	5.75	Total Depth (ft-bmp)	14.63	Water Column (ft.)	8.88	Gallons in Well	1.44
		Pump Intake (ft-bmp)	12.50	Purge Method	Low-Flow	Sample Method	Grab
		Well Volumes Purged	0.96				
Sample Time: Label	11:41	Volume Purged	1.38 gallons	Replicate/Code No.	DUP-14	Sampled by	Allyson Hartz
Purge Start	11:09						
Purge End	11:48						

Time	Minutes Elapsed between Readings	Flow Rate (mL/min) [100-300 mL/min]	Depth to Water (ft) [± 0.3]	Total Gallons Purged	pH [± 0.1]	Cond. (mS/cm) [± 3%]	Turbidity (NTU) [± 10%*]	DO (mg/L) [± 10%]	Temp. (°C) [± 3%]	Redox (mV) [± 10mV]	Appearance	
											Color	Odor
11:10	0	175	5.77	0.00	6.93	4.56	7.71	1.03	12.0	-43.1	Clear, Small Orange Particulates	No Odor
11:15	5	175	5.77	0.23	6.98	4.53	6.30	0.31	12.0	-54.2	Clear, Small Orange Particulates	No Odor
11:20	5	175	5.77	0.46	7.00	4.52	4.10	0.19	12.0	-54.6	Clear, Small Orange Particulates	No Odor
11:25	5	175	5.77	0.69	7.00	4.52	2.77	0.14	11.7	-55.0	Clear, Small Orange Particulates	No Odor
11:30	5	175	5.77	0.92	7.00	4.51	1.99	0.13	12.0	-56.2	Clear, Small Orange Particulates	No Odor
11:35	5	175	5.77	1.15	7.00	4.50	1.90	0.14	11.9	-56.9	Clear, Small Orange Particulates	No Odor
11:40	5	175	5.77	1.38	7.01	4.49	0.56	0.14	11.9	-57.4	Clear, Small Orange Particulates	No Odor
--	--	--	--	--	--	--	--	--	--	--	--	--
--	--	--	--	--	--	--	--	--	--	--	--	--
--	--	--	--	--	--	--	--	--	--	--	--	--
--	--	--	--	--	--	--	--	--	--	--	--	--
--	--	--	--	--	--	--	--	--	--	--	--	--
--	--	--	--	--	--	--	--	--	--	--	--	--
--	--	--	--	--	--	--	--	--	--	--	--	--
--	--	--	--	--	--	--	--	--	--	--	--	--
--	--	--	--	--	--	--	--	--	--	--	--	--
--	--	--	--	--	--	--	--	--	--	--	--	--
--	--	--	--	--	--	--	--	--	--	--	--	--
--	--	--	--	--	--	--	--	--	--	--	--	--

* **Turbidity** < 50 NTU and ±10% or within 1 NTU of a previous reading when <10 NTU

Constituents Sampled	Container	Number	Preservative
1,1-DCE, cis-1,2-DCE, trans-1,2-DCE, PCE, TCE, VC	40 mL Glass	6	HCL
1,4-dioxane	40 mL Glass	6	HCL

Comments

None

Well Casing Volumes

Gallons/Foot — *1" = 0.04* | *1.25" = 0.06* | *1.5" = 0.09* | *2" = 0.16* | *2.5" = 0.26* | *3" = 0.37* | *3.5" = 0.50* | *4" = 0.65* | *6" = 1.47*

Well Information

Well Location:	Boston Post ROW	Well Locked at Arrival:	yes
Condition of Well:	Good	Well Locked at Departure:	n/a
Well Completion:	Flush mount	Lock Functioning:	yes

ARCADIS

SHALLOW LOW-FLOW GROUNDWATER SAMPLING FORM

Project No.	30050315.402.01	Well ID	MW-79SR			Date	5-17-21
Project Name/Location		Ford LTP		Weather	66.0 degrees F and Cloudy. The wind is blowing at 3.4 mph.		
Measuring Pt. Description	Top of Casing	Screen Setting (ft-bmp)	2.5-12.5	Casing Diameter (in.)	2	Well Material	PVC
Static Water Level (ft-bmp)	5.62	Total Depth (ft-bmp)	12.27	Water Column (ft.)	6.65	Gallons in Well	1.08
		Pump Intake (ft-bmp)	7.12	Purge Method	Low-Flow	Sample Method	Grab
		Well Volumes Purged	1.70				
Sample Time: Label	12:42	Volume Purged	1.84 gallons	Replicate/Code No.	--	Sampled by	Allyson Hartz
Purge Start	11:59						
Purge End	12:46						

Time	Minutes Elapsed between Readings	Flow Rate (mL/min) [100-300 mL/min]	Depth to Water (ft) [± 0.3]	Total Gallons Purged	pH [± 0.1]	Cond. (mS/cm) [± 3%]	Turbidity (NTU) [± 10%*]	DO (mg/L) [± 10%]	Temp. (°C) [± 3%]	Redox (mV) [± 10mV]	Appearance	
											Color	Odor
12:00	0	175	5.62	0.00	7.11	1.09	1.33	3.60	13.2	11.2	Small Orange and White Particulates	No Odor
12:05	5	175	5.62	0.23	6.99	1.22	1.57	0.58	12.2	3.0	Clear	No Odor
12:10	5	175	5.62	0.46	7.03	2.01	2.19	0.21	12.2	-22.4	Clear	No Odor
12:15	5	175	5.62	0.69	6.99	2.72	1.22	0.14	12.1	-24.7	Clear	No Odor
12:20	5	175	5.62	0.92	6.97	3.02	1.01	0.11	12.2	-28.8	Clear	No Odor
12:25	5	175	5.62	1.15	6.96	3.18	0.02	0.11	12.0	-31.7	Clear	No Odor
12:30	5	175	5.62	1.38	6.96	3.30	0.02	0.10	12.0	-34.2	Clear	No Odor
12:35	5	175	5.62	1.61	6.96	3.34	0.02	0.10	12.1	-35.7	Clear	No Odor
12:40	5	175	5.62	1.84	6.96	3.37	0.39	0.09	12.2	-36.8	Clear	No Odor
--	--	--	--	--	--	--	--	--	--	--	--	--
--	--	--	--	--	--	--	--	--	--	--	--	--
--	--	--	--	--	--	--	--	--	--	--	--	--
--	--	--	--	--	--	--	--	--	--	--	--	--
--	--	--	--	--	--	--	--	--	--	--	--	--
--	--	--	--	--	--	--	--	--	--	--	--	--
--	--	--	--	--	--	--	--	--	--	--	--	--
--	--	--	--	--	--	--	--	--	--	--	--	--
--	--	--	--	--	--	--	--	--	--	--	--	--
--	--	--	--	--	--	--	--	--	--	--	--	--

* **Turbidity** < 50 NTU and ±10% or within 1 NTU of a previous reading when <10 NTU

Constituents Sampled	Container	Number	Preservative
1,1-DCE, cis-1,2-DCE, trans-1,2-DCE, PCE, TCE, VC	40 mL Glass	3	HCL
1,4-dioxane	40 mL Glass	3	HCL

Comments

None

Well Casing Volumes

Gallons/Foot — *1" = 0.04* | *1.25" = 0.06* | *1.5" = 0.09* | *2" = 0.16* | *2.5" = 0.26* | *3" = 0.37* | *3.5" = 0.50* | *4" = 0.65* | *6" = 1.47*

Well Information

Well Location:	Boston Post ROW	Well Locked at Arrival:	yes
Condition of Well:	Good	Well Locked at Departure:	n/a
Well Completion:	Flush mount	Lock Functioning:	yes

ARCADIS

SHALLOW LOW-FLOW GROUNDWATER SAMPLING FORM

Project No.	30050315.402.01	Well ID	MW-80SR			Date	5-20-21
Project Name/Location	Ford LTP			Weather	79.0 degrees F and Mostly Cloudy. The wind is blowing SE at 5.8 mph.		
Measuring Pt. Description	Top of Casing	Screen Setting (ft-bmp)	2.5-12.5	Casing Diameter (in.)	2	Well Material	PVC
Static Water Level (ft-bmp)	3.62	Total Depth (ft-bmp)	12.21	Water Column (ft.)	8.59	Gallons in Well	1.40
		Pump Intake (ft-bmp)	5.12	Purge Method	Low-Flow	Sample Method	Grab
		Well Volumes Purged	1.15				
Sample Time: Label	12:49	Volume Purged	1.61 gallons	Replicate/Code No.	DUP-08	Sampled by	Allyson Hartz
Purge Start	12:09						
Purge End	12:55						

Time	Minutes Elapsed between Readings	Flow Rate (mL/min) [100-300 mL/min]	Depth to Water (ft) [± 0.3]	Total Gallons Purged	pH [± 0.1]	Cond. (mS/cm) [± 3%]	Turbidity (NTU) [± 10%*]	DO (mg/L) [± 10%]	Temp. (°C) [± 3%]	Redox (mV) [± 10mV]	Appearance	
											Color	Odor
12:10	0	175	3.67	0.00	7.12	1.78	40.00	0.22	13.6	-63.9	Clear, Small Orange Particulates	No Odor
12:15	5	175	3.67	0.23	7.14	1.84	21.50	0.11	13.3	-71.1	Clear	No Odor
12:20	5	175	3.67	0.46	7.14	1.91	16.10	0.13	13.2	-73.5	Clear	No Odor
12:25	5	175	3.69	0.69	7.17	1.98	11.10	0.05	12.8	-75.8	Clear	No Odor
12:30	5	175	3.69	0.92	7.18	2.00	5.87	0.06	12.9	-75.6	Clear	No Odor
12:35	5	175	3.69	1.15	7.20	2.05	1.40	0.03	12.8	-75.9	Clear	No Odor
12:40	5	175	3.69	1.38	7.21	2.06	3.89	0.20	12.9	-76.2	Clear	No Odor
12:45	5	175	3.69	1.61	7.22	2.08	3.48	0.06	12.8	-76.6	Clear	No Odor
--	--	--	--	--	--	--	--	--	--	--	--	--
--	--	--	--	--	--	--	--	--	--	--	--	--
--	--	--	--	--	--	--	--	--	--	--	--	--
--	--	--	--	--	--	--	--	--	--	--	--	--
--	--	--	--	--	--	--	--	--	--	--	--	--
--	--	--	--	--	--	--	--	--	--	--	--	--
--	--	--	--	--	--	--	--	--	--	--	--	--
--	--	--	--	--	--	--	--	--	--	--	--	--
--	--	--	--	--	--	--	--	--	--	--	--	--
--	--	--	--	--	--	--	--	--	--	--	--	--
--	--	--	--	--	--	--	--	--	--	--	--	--

* **Turbidity** < 50 NTU and ±10% or within 1 NTU of a previous reading when <10 NTU

Constituents Sampled	Container	Number	Preservative
1,1-DCE, cis-1,2-DCE, trans-1,2-DCE, PCE, TCE, VC	40 mL Glass	6	HCL
1,4-dioxane	40 mL Glass	6	HCL

Comments

None

Well Casing Volumes

Gallons/Foot — *1" = 0.04* | *1.25" = 0.06* | *1.5" = 0.09* | *2" = 0.16* | *2.5" = 0.26* | *3" = 0.37* | *3.5" = 0.50* | *4" = 0.65* | *6" = 1.47*

Well Information

Well Location:	Brewster ROW	Well Locked at Arrival:	yes
Condition of Well:	Good	Well Locked at Departure:	n/a
Well Completion:	Flush mount	Lock Functioning:	yes

ARCADIS

SHALLOW LOW-FLOW GROUNDWATER SAMPLING FORM

Project No.	30050315.402.01	Well ID	MW-81			Date	5-11-21
Project Name/Location		Ford LTP		Weather	50.0 degrees F and Partly Cloudy. The wind is blowing N/NW at 13.9 mph.		
Measuring Pt. Description	Top of Casing	Screen Setting (ft-bmp)	8-13	Casing Diameter (in.)	2	Well Material	PVC
Static Water Level (ft-bmp)	6.78	Total Depth (ft-bmp)	12.67	Water Column (ft.)	5.89	Gallons in Well	0.96
		Pump Intake (ft-bmp)	10.50	Purge Method	Low-Flow	Sample Method	Grab
		Well Volumes Purged	2.13				
Sample Time: Label	13:43	Volume Purged	2.04 gallons	Replicate/Code No.	--	Sampled by	Andrew Banitt
Purge Start	12:39						
Purge End	13:47						

Time	Minutes Elapsed between Readings	Flow Rate (mL/min) [100-300 mL/min]	Depth to Water (ft) [± 0.3]	Total Gallons Purged	pH [± 0.1]	Cond. (mS/cm) [± 3%]	Turbidity (NTU) [± 10%*]	DO (mg/L) [± 10%]	Temp. (°C) [± 3%]	Redox (mV) [± 10mV]	Appearance	
											Color	Odor
12:41	0	130	7.08	0.00	7.13	1.77	0.36	5.28	10.9	208.1	Clear	No Odor
12:46	5	125	7.27	0.17	7.05	1.75	0.10	0.80	10.5	202.1	Clear	No Odor
12:51	5	125	7.32	0.34	7.04	1.76	0.02	0.38	10.2	201.5	Clear	No Odor
12:56	5	125	7.36	0.51	7.05	1.77	0.02	0.29	9.9	199.5	Clear	No Odor
13:01	5	125	7.41	0.68	7.09	1.78	0.02	0.42	9.8	193.7	Clear	No Odor
13:06	5	125	7.48	0.85	7.09	1.78	0.02	0.31	10.0	170.5	Clear	No Odor
13:11	5	125	7.53	1.02	7.10	1.79	0.02	0.37	10.0	152.0	Clear	No Odor
13:16	5	125	7.57	1.19	7.13	1.79	0.02	0.20	9.9	127.6	Clear	No Odor
13:21	5	125	7.58	1.36	7.14	1.78	0.02	0.20	9.9	99.0	Clear	No Odor
13:26	5	125	7.59	1.53	7.15	1.78	0.02	0.18	9.9	80.2	Clear	No Odor
13:31	5	125	7.56	1.70	7.16	1.77	0.02	0.18	10.2	66.3	Clear	No Odor
13:36	5	125	7.59	1.87	7.18	1.76	0.02	0.17	10.1	57.3	Clear	No Odor
13:41	5	125	7.59	2.04	7.15	1.75	0.02	0.17	10.0	53.0	Clear	No Odor
--	--	--	--	--	--	--	--	--	--	--	--	--
--	--	--	--	--	--	--	--	--	--	--	--	--
--	--	--	--	--	--	--	--	--	--	--	--	--
--	--	--	--	--	--	--	--	--	--	--	--	--
--	--	--	--	--	--	--	--	--	--	--	--	--
--	--	--	--	--	--	--	--	--	--	--	--	--
--	--	--	--	--	--	--	--	--	--	--	--	--

* **Turbidity** < 50 NTU and ±10% or within 1 NTU of a previous reading when <10 NTU

Constituents Sampled	Container	Number	Preservative
1,1-DCE, cis-1,2-DCE, trans-1,2-DCE, PCE, TCE, VC	40 mL Glass	3	HCL
1,4-dioxane	40 mL Glass	3	HCL

Comments

None

Well Casing Volumes

Gallons/Foot — *1" = 0.04* | *1.25" = 0.06* | *1.5" = 0.09* | *2" = 0.16* | *2.5" = 0.26* | *3" = 0.37* | *3.5" = 0.50* | *4" = 0.65* | *6" = 1.47*

Well Information

Well Location:	Stark ROW	Well Locked at Arrival:	yes
Condition of Well:	Good	Well Locked at Departure:	n/a
Well Completion:	Flush mount	Lock Functioning:	yes

ARCADIS

SHALLOW LOW-FLOW GROUNDWATER SAMPLING FORM

Project No.	30050315.402.01	Well ID	MW-81S			Date	5-11-21
Project Name/Location	Ford LTP			Weather	50.0 degrees F and Mostly Cloudy. The wind is blowing NW at 13.9 mph.		
Measuring Pt. Description	Top of Casing	Screen Setting (ft-bmp)	2.5-12.5	Casing Diameter (in.)	2	Well Material	PVC
Static Water Level (ft-bmp)	7.15	Total Depth (ft-bmp)	12.52	Water Column (ft.)	5.37	Gallons in Well	0.87
		Pump Intake (ft-bmp)	8.65	Purge Method	Low-Flow	Sample Method	Grab
		Well Volumes Purged	1.38				
Sample Time: Label	15:02	Volume Purged	1.2 gallons	Replicate/Code No.	--	Sampled by	Andrew Banitt
Purge Start	14:23						
Purge End	15:06						

Time	Minutes Elapsed between Readings	Flow Rate (mL/min) [100-300 mL/min]	Depth to Water (ft) [± 0.3]	Total Gallons Purged	pH [± 0.1]	Cond. (mS/cm) [± 3%]	Turbidity (NTU) [± 10%*]	DO (mg/L) [± 10%]	Temp. (°C) [± 3%]	Redox (mV) [± 10mV]	Appearance	
											Color	Odor
14:24	0	140	7.34	0.00	6.69	2.05	0.02	2.00	11.2	170.2	Clear	No Odor
14:29	5	125	7.58	0.18	6.99	2.00	0.02	1.25	10.8	159.6	Clear	No Odor
14:34	5	125	7.73	0.35	7.09	1.99	21.90	1.81	10.4	162.7	Clear	No Odor
14:39	5	125	7.84	0.52	7.18	1.98	24.80	1.79	11.2	160.9	Clear	No Odor
14:44	5	125	7.90	0.69	7.22	1.97	19.40	1.93	11.2	158.1	Clear	No Odor
14:49	5	125	7.96	0.86	7.27	1.96	4.95	1.66	11.2	156.4	Clear	No Odor
14:54	5	125	7.99	1.03	7.31	1.95	2.64	1.68	11.1	153.7	Clear	No Odor
14:59	5	125	8.01	1.20	7.32	1.94	3.07	1.64	11.0	151.8	Clear	No Odor
--	--	--	--	--	--	--	--	--	--	--	--	--
--	--	--	--	--	--	--	--	--	--	--	--	--
--	--	--	--	--	--	--	--	--	--	--	--	--
--	--	--	--	--	--	--	--	--	--	--	--	--
--	--	--	--	--	--	--	--	--	--	--	--	--
--	--	--	--	--	--	--	--	--	--	--	--	--
--	--	--	--	--	--	--	--	--	--	--	--	--
--	--	--	--	--	--	--	--	--	--	--	--	--
--	--	--	--	--	--	--	--	--	--	--	--	--
--	--	--	--	--	--	--	--	--	--	--	--	--
--	--	--	--	--	--	--	--	--	--	--	--	--
--	--	--	--	--	--	--	--	--	--	--	--	--

* **Turbidity** < 50 NTU and ±10% or within 1 NTU of a previous reading when <10 NTU

Constituents Sampled	Container	Number	Preservative
1,1-DCE, cis-1,2-DCE, trans-1,2-DCE, PCE, TCE, VC	40 mL Glass	3	HCL
1,4-dioxane	40 mL Glass	3	HCL

Comments

None

Well Casing Volumes

Gallons/Foot — *1" = 0.04* | *1.25" = 0.06* | *1.5" = 0.09* | *2" = 0.16* | *2.5" = 0.26* | *3" = 0.37* | *3.5" = 0.50* | *4" = 0.65* | *6" = 1.47*

Well Information

Well Location:	Stark ROW	Well Locked at Arrival:	yes
Condition of Well:	Good	Well Locked at Departure:	n/a
Well Completion:	Flush mount	Lock Functioning:	yes

ARCADIS

SHALLOW LOW-FLOW GROUNDWATER SAMPLING FORM

Project No.	30050315.402.01	Well ID	MW-82D			Date	5-7-21
Project Name/Location		Ford LTP		Weather	48.0 degrees F and Partly Cloudy. The wind is blowing W at 4.7 mph.		
Measuring Pt. Description	Top of Casing	Screen Setting (ft-bmp)	18-23	Casing Diameter (in.)	2	Well Material	PVC
Static Water Level (ft-bmp)	8.07	Total Depth (ft-bmp)	22.71	Water Column (ft.)	14.64	Gallons in Well	2.38
		Pump Intake (ft-bmp)	20.50	Purge Method	Low-Flow	Sample Method	Grab
		Well Volumes Purged	0.73				
Sample Time: Label	11:19	Volume Purged	1.73 gallons	Replicate/Code No.	--	Sampled by	Andrew Banitt
Purge Start	10:25						
Purge End	11:23						

Time	Minutes Elapsed between Readings	Flow Rate (mL/min) [100-300 mL/min]	Depth to Water (ft) [± 0.3]	Total Gallons Purged	pH [± 0.1]	Cond. (mS/cm) [± 3%]	Turbidity (NTU) [± 10%*]	DO (mg/L) [± 10%]	Temp. (°C) [± 3%]	Redox (mV) [± 10mV]	Appearance	
											Color	Odor
10:26	0	150	8.10	0.00	7.14	1.62	0.02	2.91	11.1	82.2	Clear	No Odor
10:31	5	130	8.10	0.20	7.00	1.66	4.61	0.49	10.8	13.5	Clear	No Odor
10:36	5	125	8.10	0.37	7.11	1.68	0.32	0.21	10.7	-29.4	Clear	No Odor
10:41	5	125	8.11	0.54	7.16	1.69	0.02	0.15	10.6	-49.6	Clear	No Odor
10:46	5	125	8.11	0.71	7.20	1.69	0.02	0.07	10.6	-65.5	Clear	No Odor
10:51	5	125	8.11	0.88	7.22	1.69	0.02	0.04	10.7	-76.5	Clear	No Odor
10:56	5	125	8.11	1.05	7.25	1.70	0.02	0.03	10.7	-84.0	Clear	No Odor
11:01	5	125	8.11	1.22	7.27	1.71	0.02	0.02	10.8	-90.4	Clear	No Odor
11:06	5	125	8.11	1.39	7.28	1.71	0.02	0.04	10.8	-96.3	Clear	No Odor
11:11	5	125	8.11	1.56	7.29	1.71	0.02	0.03	10.8	-101.7	Clear	No Odor
11:16	5	125	8.11	1.73	7.31	1.72	0.02	0.05	10.8	-105.4	Clear	No Odor
--	--	--	--	--	--	--	--	--	--	--	--	--
--	--	--	--	--	--	--	--	--	--	--	--	--
--	--	--	--	--	--	--	--	--	--	--	--	--
--	--	--	--	--	--	--	--	--	--	--	--	--
--	--	--	--	--	--	--	--	--	--	--	--	--
--	--	--	--	--	--	--	--	--	--	--	--	--
--	--	--	--	--	--	--	--	--	--	--	--	--
--	--	--	--	--	--	--	--	--	--	--	--	--
--	--	--	--	--	--	--	--	--	--	--	--	--

* **Turbidity** < 50 NTU and ±10% or within 1 NTU of a previous reading when <10 NTU

Constituents Sampled	Container	Number	Preservative
1,1-DCE, cis-1,2-DCE, trans-1,2-DCE, PCE, TCE, VC	40 mL Glass	3	HCL
1,4-dioxane	40 mL Glass	3	HCL

Comments

None

Well Casing Volumes

Gallons/Foot — *1" = 0.04* | *1.25" = 0.06* | *1.5" = 0.09* | *2" = 0.16* | *2.5" = 0.26* | *3" = 0.37* | *3.5" = 0.50* | *4" = 0.65* | *6" = 1.47*

Well Information

Well Location:	Stark ROW	Well Locked at Arrival:	yes
Condition of Well:	Good	Well Locked at Departure:	n/a
Well Completion:	Flush mount	Lock Functioning:	yes

ARCADIS

SHALLOW LOW-FLOW GROUNDWATER SAMPLING FORM

Project No.	30050315.402.01	Well ID	MW-82SR			Date	5-7-21
Project Name/Location		Ford LTP		Weather	52.0 degrees F and Partly Cloudy. The wind is blowing at 4.7 mph.		
Measuring Pt. Description	Top of Casing	Screen Setting (ft-bmp)	5-15	Casing Diameter (in.)	2	Well Material	PVC
Static Water Level (ft-bmp)	8.00	Total Depth (ft-bmp)	16.10	Water Column (ft.)	8.10	Gallons in Well	1.32
		Pump Intake (ft-bmp)	9.50	Purge Method	Low-Flow	Sample Method	Grab
		Well Volumes Purged	1.48				
Sample Time: Label	12:45	Volume Purged	1.96 gallons	Replicate/Code No.	--	Sampled by	Andrew Banitt
Purge Start	11:42						
Purge End	12:49						

Time	Minutes Elapsed between Readings	Flow Rate (mL/min) [100-300 mL/min]	Depth to Water (ft) [± 0.3]	Total Gallons Purged	pH [± 0.1]	Cond. (mS/cm) [± 3%]	Turbidity (NTU) [± 10%*]	DO (mg/L) [± 10%]	Temp. (°C) [± 3%]	Redox (mV) [± 10mV]	Appearance	
											Color	Odor
11:43	0	130	8.15	0.00	6.57	1.54	4.68	1.38	10.6	58.9	Clear	No Odor
11:48	5	120	8.26	0.17	6.82	1.51	0.02	1.04	10.4	51.2	Clear	No Odor
11:53	5	120	8.36	0.33	6.86	1.50	0.02	0.91	10.3	44.5	Clear	No Odor
11:58	5	125	8.47	0.49	6.91	1.49	0.02	0.85	10.0	44.5	Clear	No Odor
12:03	5	125	8.55	0.66	6.93	1.49	0.02	0.91	10.1	42.5	Clear	No Odor
12:08	5	120	8.53	0.83	6.96	1.49	0.02	0.94	10.3	32.4	Clear	No Odor
12:13	5	120	8.53	0.99	6.98	1.50	2.62	1.28	10.3	28.1	Clear	No Odor
12:18	5	120	8.52	1.15	7.00	1.50	0.29	1.31	10.3	23.9	Clear	No Odor
12:23	5	120	8.52	1.31	7.01	1.50	0.02	1.26	10.3	17.7	Clear	No Odor
12:28	5	125	8.51	1.47	7.01	1.50	0.02	1.16	10.4	12.8	Clear	No Odor
12:33	5	130	8.59	1.62	7.02	1.50	0.02	1.19	9.9	9.9	Clear	No Odor
12:38	5	130	8.64	1.79	7.01	1.50	0.02	1.07	10.2	8.6	Clear	No Odor
12:43	5	125	8.59	1.96	7.02	1.51	0.02	1.01	10.4	6.8	Clear	No Odor
--	--	--	--	--	--	--	--	--	--	--	--	--
--	--	--	--	--	--	--	--	--	--	--	--	--
--	--	--	--	--	--	--	--	--	--	--	--	--
--	--	--	--	--	--	--	--	--	--	--	--	--
--	--	--	--	--	--	--	--	--	--	--	--	--
--	--	--	--	--	--	--	--	--	--	--	--	--
--	--	--	--	--	--	--	--	--	--	--	--	--

* **Turbidity** < 50 NTU and ±10% or within 1 NTU of a previous reading when <10 NTU

Constituents Sampled	Container	Number	Preservative
1,1-DCE, cis-1,2-DCE, trans-1,2-DCE, PCE, TCE, VC	40 mL Glass	3	HCL
1,4-dioxane	40 mL Glass	3	HCL

Comments

None

Well Casing Volumes

Gallons/Foot — *1" = 0.04* | *1.25" = 0.06* | *1.5" = 0.09* | *2" = 0.16* | *2.5" = 0.26* | *3" = 0.37* | *3.5" = 0.50* | *4" = 0.65* | *6" = 1.47*

Well Information

Well Location:	Stark ROW	Well Locked at Arrival:	yes
Condition of Well:	Good	Well Locked at Departure:	n/a
Well Completion:	Flush mount	Lock Functioning:	yes

ARCADIS

SHALLOW LOW-FLOW GROUNDWATER SAMPLING FORM

Project No.	30050315.402.01	Well ID	MW-83			Date	5-6-21
Project Name/Location		Ford LTP		Weather	53.1 degrees F and Mostly Cloudy. The wind is blowing S at 4.7 mph.		
Measuring Pt. Description	Top of Casing	Screen Setting (ft-bmp)	8-13	Casing Diameter (in.)	2	Well Material	PVC
Static Water Level (ft-bmp)	7.43	Total Depth (ft-bmp)	12.40	Water Column (ft.)	4.97	Gallons in Well	0.81
		Pump Intake (ft-bmp)	10.50	Purge Method	Low-Flow	Sample Method	Grab
		Well Volumes Purged	1.15				
Sample Time: Label	12:25	Volume Purged	0.93 gallons	Replicate/Code No.	--	Sampled by	Andrew Banitt
Purge Start	11:51						
Purge End	12:29						

Time	Minutes Elapsed between Readings	Flow Rate (mL/min) [100-300 mL/min]	Depth to Water (ft) [± 0.3]	Total Gallons Purged	pH [± 0.1]	Cond. (mS/cm) [± 3%]	Turbidity (NTU) [± 10%*]	DO (mg/L) [± 10%]	Temp. (°C) [± 3%]	Redox (mV) [± 10mV]	Appearance	
											Color	Odor
11:52	0	140	7.48	0.00	6.94	1.96	0.02	0.67	10.8	130.2	Clear	No Odor
11:57	5	115	7.45	0.18	7.09	1.94	0.02	0.10	10.4	125.1	Clear	No Odor
12:02	5	115	7.45	0.33	7.07	1.93	0.02	0.13	10.4	124.9	Clear	No Odor
12:07	5	115	7.45	0.48	7.12	1.91	0.02	0.01	10.4	120.0	Clear	No Odor
12:12	5	115	7.45	0.63	7.14	1.90	0.02	0.03	10.5	116.0	Clear	No Odor
12:17	5	115	7.46	0.78	7.16	1.91	0.02	0.00	10.5	111.5	Clear	No Odor
12:22	5	115	7.46	0.93	7.17	1.92	0.02	0.00	10.5	107.0	Clear	No Odor
--	--	--	--	--	--	--	--	--	--	--	--	--
--	--	--	--	--	--	--	--	--	--	--	--	--
--	--	--	--	--	--	--	--	--	--	--	--	--
--	--	--	--	--	--	--	--	--	--	--	--	--
--	--	--	--	--	--	--	--	--	--	--	--	--
--	--	--	--	--	--	--	--	--	--	--	--	--
--	--	--	--	--	--	--	--	--	--	--	--	--
--	--	--	--	--	--	--	--	--	--	--	--	--
--	--	--	--	--	--	--	--	--	--	--	--	--
--	--	--	--	--	--	--	--	--	--	--	--	--
--	--	--	--	--	--	--	--	--	--	--	--	--
--	--	--	--	--	--	--	--	--	--	--	--	--

* **Turbidity** < 50 NTU and ±10% or within 1 NTU of a previous reading when <10 NTU

Constituents Sampled	Container	Number	Preservative
1,1-DCE, cis-1,2-DCE, trans-1,2-DCE, PCE, TCE, VC	40 mL Glass	3	HCL
1,4-dioxane	40 mL Glass	3	HCL

Comments

None

Well Casing Volumes

Gallons/Foot — *1" = 0.04* | *1.25" = 0.06* | *1.5" = 0.09* | *2" = 0.16* | *2.5" = 0.26* | *3" = 0.37* | *3.5" = 0.50* | *4" = 0.65* | *6" = 1.47*

Well Information

Well Location:	Stark ROW	Well Locked at Arrival:	yes
Condition of Well:	Good	Well Locked at Departure:	n/a
Well Completion:	Flush mount	Lock Functioning:	yes

ARCADIS

SHALLOW LOW-FLOW GROUNDWATER SAMPLING FORM

Project No.	30050315.402.01	Well ID	MW-83S			Date	5-6-21
Project Name/Location	Ford LTP			Weather	51.1 degrees F and Mostly Cloudy. The wind is blowing S at 3.4 mph.		
Measuring Pt. Description	Top of Casing	Screen Setting (ft-bmp)	3-13	Casing Diameter (in.)	2	Well Material	PVC
Static Water Level (ft-bmp)	7.57	Total Depth (ft-bmp)	12.79	Water Column (ft.)	5.22	Gallons in Well	0.85
		Pump Intake (ft-bmp)	9.07	Purge Method	Low-Flow	Sample Method	Grab
		Well Volumes Purged	1.21				
Sample Time: Label	11:24	Volume Purged	1.03 gallons	Replicate/Code No.	--	Sampled by	Andrew Banitt
Purge Start	10:51						
Purge End	11:28						

Time	Minutes Elapsed between Readings	Flow Rate (mL/min) [100-300 mL/min]	Depth to Water (ft) [± 0.3]	Total Gallons Purged	pH [± 0.1]	Cond. (mS/cm) [± 3%]	Turbidity (NTU) [± 10%*]	DO (mg/L) [± 10%]	Temp. (°C) [± 3%]	Redox (mV) [± 10mV]	Appearance	
											Color	Odor
10:52	0	135	7.59	0.00	6.58	2.66	30.70	1.44	10.6	28.9	Clear	No Odor
10:57	5	125	7.60	0.18	7.02	2.33	9.13	0.33	10.3	-56.8	Clear	No Odor
11:02	5	125	7.60	0.35	7.04	2.10	0.02	0.16	10.4	-62.9	Clear	No Odor
11:07	5	125	7.60	0.52	7.09	2.01	0.02	0.08	10.4	-66.1	Clear	No Odor
11:12	5	125	7.60	0.69	7.12	1.97	0.02	0.04	10.3	-67.8	Clear	No Odor
11:17	5	125	7.60	0.86	7.14	1.95	0.02	0.02	10.2	-65.9	Clear	No Odor
11:22	5	125	7.60	1.03	7.15	1.95	0.02	0.01	10.2	-65.4	Clear	No Odor
--	--	--	--	--	--	--	--	--	--	--	--	--
--	--	--	--	--	--	--	--	--	--	--	--	--
--	--	--	--	--	--	--	--	--	--	--	--	--
--	--	--	--	--	--	--	--	--	--	--	--	--
--	--	--	--	--	--	--	--	--	--	--	--	--
--	--	--	--	--	--	--	--	--	--	--	--	--
--	--	--	--	--	--	--	--	--	--	--	--	--
--	--	--	--	--	--	--	--	--	--	--	--	--
--	--	--	--	--	--	--	--	--	--	--	--	--
--	--	--	--	--	--	--	--	--	--	--	--	--
--	--	--	--	--	--	--	--	--	--	--	--	--
--	--	--	--	--	--	--	--	--	--	--	--	--

* **Turbidity** < 50 NTU and ±10% or within 1 NTU of a previous reading when <10 NTU

Constituents Sampled	Container	Number	Preservative
1,1-DCE, cis-1,2-DCE, trans-1,2-DCE, PCE, TCE, VC	40 mL Glass	3	HCL
1,4-dioxane	40 mL Glass	3	HCL

Comments

None

Well Casing Volumes

Gallons/Foot — *1" = 0.04* | *1.25" = 0.06* | *1.5" = 0.09* | *2" = 0.16* | *2.5" = 0.26* | *3" = 0.37* | *3.5" = 0.50* | *4" = 0.65* | *6" = 1.47*

Well Information

Well Location:	Stark ROW	Well Locked at Arrival:	yes
Condition of Well:	Good	Well Locked at Departure:	n/a
Well Completion:	Flush mount	Lock Functioning:	yes

ARCADIS

SHALLOW LOW-FLOW GROUNDWATER SAMPLING FORM

Project No.	30050315.402.01	Well ID	MW-84			Date	5-6-21
Project Name/Location	Ford LTP			Weather	53.1 degrees F and Mostly Cloudy. The wind is blowing S at 4.7 mph.		
Measuring Pt. Description	Top of Casing	Screen Setting (ft-bmp)	8-13	Casing Diameter (in.)	2	Well Material	PVC
Static Water Level (ft-bmp)	4.56	Total Depth (ft-bmp)	12.56	Water Column (ft.)	8.00	Gallons in Well	1.30
		Pump Intake (ft-bmp)	10.50	Purge Method	Low-Flow	Sample Method	Grab
		Well Volumes Purged	1.06				
Sample Time: Label	11:55	Volume Purged	1.38 gallons	Replicate/Code No.	--	Sampled by	Allyson Hartz
Purge Start	11:24						
Purge End	12:01						

Time	Minutes Elapsed between Readings	Flow Rate (mL/min) [100-300 mL/min]	Depth to Water (ft) [± 0.3]	Total Gallons Purged	pH [± 0.1]	Cond. (mS/cm) [± 3%]	Turbidity (NTU) [± 10%*]	DO (mg/L) [± 10%]	Temp. (°C) [± 3%]	Redox (mV) [± 10mV]	Appearance	
											Color	Odor
11:25	0	175	4.59	0.00	7.18	4.28	3.63	2.09	11.6	12.3	Clear	No Odor
11:30	5	175	4.59	0.23	7.19	4.41	7.26	0.40	11.0	-29.2	Clear, Small Orange Particulates	No Odor
11:35	5	175	4.59	0.46	7.18	4.23	6.87	0.22	11.0	-39.2	Clear	No Odor
11:40	5	175	4.59	0.69	7.20	3.98	5.21	0.16	11.1	-42.7	Clear, Small Orange Particulates	No Odor
11:45	5	175	4.59	0.92	7.20	3.91	4.00	0.13	11.1	-43.8	Clear	No Odor
11:50	5	175	4.59	1.15	7.20	3.88	2.02	0.13	11.0	-44.3	Clear	No Odor
11:55	5	175	4.59	1.38	7.20	3.86	1.33	0.12	11.0	-44.9	Clear	No Odor
--	--	--	--	--	--	--	--	--	--	--	--	--
--	--	--	--	--	--	--	--	--	--	--	--	--
--	--	--	--	--	--	--	--	--	--	--	--	--
--	--	--	--	--	--	--	--	--	--	--	--	--
--	--	--	--	--	--	--	--	--	--	--	--	--
--	--	--	--	--	--	--	--	--	--	--	--	--
--	--	--	--	--	--	--	--	--	--	--	--	--
--	--	--	--	--	--	--	--	--	--	--	--	--
--	--	--	--	--	--	--	--	--	--	--	--	--
--	--	--	--	--	--	--	--	--	--	--	--	--
--	--	--	--	--	--	--	--	--	--	--	--	--
--	--	--	--	--	--	--	--	--	--	--	--	--

* **Turbidity** < 50 NTU and ±10% or within 1 NTU of a previous reading when <10 NTU

Constituents Sampled	Container	Number	Preservative
1,1-DCE, cis-1,2-DCE, trans-1,2-DCE, PCE, TCE, VC	40 mL Glass	3	HCL
1,4-dioxane	40 mL Glass	3	HCL

Comments

None

Well Casing Volumes

Gallons/Foot — *1" = 0.04* | *1.25" = 0.06* | *1.5" = 0.09* | *2" = 0.16* | *2.5" = 0.26* | *3" = 0.37* | *3.5" = 0.50* | *4" = 0.65* | *6" = 1.47*

Well Information

Well Location:	Beacon ROW	Well Locked at Arrival:	yes
Condition of Well:	Good	Well Locked at Departure:	n/a
Well Completion:	Flush mount	Lock Functioning:	yes

ARCADIS

SHALLOW LOW-FLOW GROUNDWATER SAMPLING FORM

Project No.	30050315.402.01	Well ID	MW-84S			Date	5-6-21
Project Name/Location	Ford LTP			Weather	53.1 degrees F and Mostly Cloudy. The wind is blowing S at 4.7 mph.		
Measuring Pt. Description	Top of Casing	Screen Setting (ft-bmp)	2.5-12.5	Casing Diameter (in.)	2	Well Material	PVC
Static Water Level (ft-bmp)	4.74	Total Depth (ft-bmp)	12.71	Water Column (ft.)	7.97	Gallons in Well	1.30
		Pump Intake (ft-bmp)	6.24	Purge Method	Low-Flow	Sample Method	Grab
		Well Volumes Purged	1.59				
Sample Time: Label	13:00	Volume Purged	2.07 gallons	Replicate/Code No.	--	Sampled by	Allyson Hartz
Purge Start	12:12						
Purge End	13:05						

Time	Minutes Elapsed between Readings	Flow Rate (mL/min) [100-300 mL/min]	Depth to Water (ft) [± 0.3]	Total Gallons Purged	pH [± 0.1]	Cond. (mS/cm) [± 3%]	Turbidity (NTU) [± 10%*]	DO (mg/L) [± 10%]	Temp. (°C) [± 3%]	Redox (mV) [± 10mV]	Appearance	
											Color	Odor
12:15	0	175	4.74	0.00	8.08	0.37	0.63	4.83	11.5	12.6	Clear	No Odor
12:20	5	175	4.74	0.23	7.54	0.54	0.02	0.95	11.4	19.8	Clear	No Odor
12:25	5	175	4.79	0.46	7.24	0.89	0.06	0.90	11.3	-19.7	Clear	No Odor
12:30	5	175	4.79	0.69	7.23	1.00	0.46	0.88	11.1	-31.5	Clear	No Odor
12:35	5	175	4.79	0.92	7.25	1.09	0.02	0.86	11.1	-34.1	Clear	No Odor
12:40	5	175	4.79	1.15	7.28	1.22	0.02	0.89	11.2	-32.5	Clear	No Odor
12:45	5	175	4.79	1.38	7.27	1.32	0.64	0.94	11.3	-31.9	Clear	No Odor
12:50	5	175	4.79	1.61	7.27	1.37	0.03	0.95	11.2	-32.6	Clear	No Odor
12:55	5	175	4.79	1.84	7.27	1.40	0.02	0.89	11.1	-33.3	Clear	No Odor
13:00	5	175	4.79	2.07	7.27	1.41	0.02	0.89	11.2	-33.8	Clear	No Odor
--	--	--	--	--	--	--	--	--	--	--	--	--
--	--	--	--	--	--	--	--	--	--	--	--	--
--	--	--	--	--	--	--	--	--	--	--	--	--
--	--	--	--	--	--	--	--	--	--	--	--	--
--	--	--	--	--	--	--	--	--	--	--	--	--
--	--	--	--	--	--	--	--	--	--	--	--	--
--	--	--	--	--	--	--	--	--	--	--	--	--
--	--	--	--	--	--	--	--	--	--	--	--	--
--	--	--	--	--	--	--	--	--	--	--	--	--
--	--	--	--	--	--	--	--	--	--	--	--	--

* **Turbidity** < 50 NTU and ±10% or within 1 NTU of a previous reading when <10 NTU

Constituents Sampled	Container	Number	Preservative
1,1-DCE, cis-1,2-DCE, trans-1,2-DCE, PCE, TCE, VC	40 mL Glass	3	HCL
1,4-dioxane	40 mL Glass	3	HCL

Comments

None

Well Casing Volumes

Gallons/Foot — *1" = 0.04* | *1.25" = 0.06* | *1.5" = 0.09* | *2" = 0.16* | *2.5" = 0.26* | *3" = 0.37* | *3.5" = 0.50* | *4" = 0.65* | *6" = 1.47*

Well Information

Well Location:	Beacon ROW	Well Locked at Arrival:	yes
Condition of Well:	Good	Well Locked at Departure:	n/a
Well Completion:	Flush mount	Lock Functioning:	yes

ARCADIS

SHALLOW LOW-FLOW GROUNDWATER SAMPLING FORM

Project No.	30050315.402.01	Well ID	MW-85			Date	5-14-21
Project Name/Location		Ford LTP		Weather	55.9 degrees F and Clear. The wind is blowing W at 3.4 mph.		
Measuring Pt. Description	Top of Casing	Screen Setting (ft-bmp)	8-13	Casing Diameter (in.)	2	Well Material	PVC
Static Water Level (ft-bmp)	5.59	Total Depth (ft-bmp)	12.69	Water Column (ft.)	7.10	Gallons in Well	1.15
		Pump Intake (ft-bmp)	10.50	Purge Method	Low-Flow	Sample Method	Grab
		Well Volumes Purged	1.25				
Sample Time: Label	10:18	Volume Purged	1.44 gallons	Replicate/Code No.	--	Sampled by	Andrew Banitt
Purge Start	9:35						
Purge End	10:21						

Time	Minutes Elapsed between Readings	Flow Rate (mL/min) [100-300 mL/min]	Depth to Water (ft) [± 0.3]	Total Gallons Purged	pH [± 0.1]	Cond. (mS/cm) [± 3%]	Turbidity (NTU) [± 10%*]	DO (mg/L) [± 10%]	Temp. (°C) [± 3%]	Redox (mV) [± 10mV]	Appearance	
											Color	Odor
9:36	0	140	5.64	0.00	6.64	5.51	0.02	1.26	11.6	126.8	Clear	No Odor
9:41	5	140	5.64	0.18	6.83	5.40	0.02	0.24	11.1	37.8	Clear	No Odor
9:46	5	140	5.64	0.36	6.94	4.91	0.02	0.09	11.1	-3.6	Clear	No Odor
9:51	5	140	5.64	0.54	7.01	4.61	0.02	0.02	11.1	-19.7	Clear	No Odor
9:56	5	140	5.64	0.72	7.06	4.44	0.02	0.12	11.1	-29.8	Clear	No Odor
10:01	5	140	5.64	0.90	7.09	4.33	0.02	0.12	11.2	-36.2	Clear	No Odor
10:06	5	140	5.64	1.08	7.11	4.23	0.02	0.08	11.2	-41.5	Clear	No Odor
10:11	5	140	5.64	1.26	7.12	4.19	0.02	0.04	11.2	-44.6	Clear	No Odor
10:16	5	140	5.64	1.44	7.12	4.13	0.02	0.03	11.2	-47.4	Clear	No Odor
--	--	--	--	--	--	--	--	--	--	--	--	--
--	--	--	--	--	--	--	--	--	--	--	--	--
--	--	--	--	--	--	--	--	--	--	--	--	--
--	--	--	--	--	--	--	--	--	--	--	--	--
--	--	--	--	--	--	--	--	--	--	--	--	--
--	--	--	--	--	--	--	--	--	--	--	--	--
--	--	--	--	--	--	--	--	--	--	--	--	--
--	--	--	--	--	--	--	--	--	--	--	--	--
--	--	--	--	--	--	--	--	--	--	--	--	--
--	--	--	--	--	--	--	--	--	--	--	--	--

* **Turbidity** < 50 NTU and ±10% or within 1 NTU of a previous reading when <10 NTU

Constituents Sampled	Container	Number	Preservative
1,1-DCE, cis-1,2-DCE, trans-1,2-DCE, PCE, TCE, VC	40 mL Glass	3	HCL
1,4-dioxane	40 mL Glass	3	HCL

Comments

None

Well Casing Volumes

Gallons/Foot — *1" = 0.04* | *1.25" = 0.06* | *1.5" = 0.09* | *2" = 0.16* | *2.5" = 0.26* | *3" = 0.37* | *3.5" = 0.50* | *4" = 0.65* | *6" = 1.47*

Well Information

Well Location:	Rosati ROW	Well Locked at Arrival:	yes
Condition of Well:	Good	Well Locked at Departure:	n/a
Well Completion:	Flush mount	Lock Functioning:	yes

ARCADIS

SHALLOW LOW-FLOW GROUNDWATER SAMPLING FORM

Project No.	30050315.402.01	Well ID	MW-85SR			Date	5-14-21
Project Name/Location	Ford LTP			Weather	62.1 degrees F and Clear. The wind is blowing W/NW at 5.8 mph.		
Measuring Pt. Description	Top of Casing	Screen Setting (ft-bmp)	4.5-9.5	Casing Diameter (in.)	2	Well Material	PVC
Static Water Level (ft-bmp)	5.71	Total Depth (ft-bmp)	8.45	Water Column (ft.)	2.74	Gallons in Well	0.45
		Pump Intake (ft-bmp)	7.21	Purge Method	Low-Flow	Sample Method	Grab
		Well Volumes Purged	3.02				
Sample Time: Label	11:26	Volume Purged	1.36 gallons	Replicate/Code No.	DUP-07	Sampled by	Andrew Banitt
Purge Start	10:42						
Purge End	11:34						

Time	Minutes Elapsed between Readings	Flow Rate (mL/min) [100-300 mL/min]	Depth to Water (ft) [± 0.3]	Total Gallons Purged	pH [± 0.1]	Cond. (mS/cm) [± 3%]	Turbidity (NTU) [± 10%*]	DO (mg/L) [± 10%]	Temp. (°C) [± 3%]	Redox (mV) [± 10mV]	Appearance	
											Color	Odor
10:43	0	130	5.73	0.00	6.76	2.15	33.50	1.19	12.3	134.0	Cloudy	No Odor
10:48	5	130	5.74	0.17	6.73	2.18	16.50	0.17	11.8	99.1	Clear	No Odor
10:53	5	130	5.74	0.34	6.80	2.26	9.61	0.09	11.7	62.5	Clear	No Odor
10:58	5	130	5.74	0.51	6.87	2.35	6.20	0.07	11.7	33.0	Clear	No Odor
11:03	5	130	5.74	0.68	6.93	2.42	1.37	0.10	11.6	13.6	Clear	No Odor
11:08	5	130	5.74	0.85	6.96	2.49	0.71	0.11	11.6	2.1	Clear	No Odor
11:13	5	130	5.74	1.02	6.99	2.53	0.02	0.08	11.7	-6.4	Clear	No Odor
11:18	5	130	5.74	1.19	7.01	2.57	0.02	0.12	11.7	-12.2	Clear	No Odor
11:23	5	130	5.74	1.36	7.02	2.60	0.02	0.12	11.7	-16.1	Clear	No Odor
--	--	--	--	--	--	--	--	--	--	--	--	--
--	--	--	--	--	--	--	--	--	--	--	--	--
--	--	--	--	--	--	--	--	--	--	--	--	--
--	--	--	--	--	--	--	--	--	--	--	--	--
--	--	--	--	--	--	--	--	--	--	--	--	--
--	--	--	--	--	--	--	--	--	--	--	--	--
--	--	--	--	--	--	--	--	--	--	--	--	--
--	--	--	--	--	--	--	--	--	--	--	--	--
--	--	--	--	--	--	--	--	--	--	--	--	--
--	--	--	--	--	--	--	--	--	--	--	--	--
--	--	--	--	--	--	--	--	--	--	--	--	--

* **Turbidity** < 50 NTU and ±10% or within 1 NTU of a previous reading when <10 NTU

Constituents Sampled	Container	Number	Preservative
1,1-DCE, cis-1,2-DCE, trans-1,2-DCE, PCE, TCE, VC	40 mL Glass	6	HCL
1,4-dioxane	40 mL Glass	6	HCL

Comments

None

Well Casing Volumes

Gallons/Foot	1" = 0.04	1.25" = 0.06	1.5" = 0.09	2" = 0.16	2.5" = 0.26	3" = 0.37	3.5" = 0.50	4" = 0.65	6" = 1.47

Well Information

Well Location:	Rosati ROW	Well Locked at Arrival:	yes
Condition of Well:	Good	Well Locked at Departure:	n/a
Well Completion:	Flush mount	Lock Functioning:	yes

ARCADIS

SHALLOW LOW-FLOW GROUNDWATER SAMPLING FORM

Project No.	30050315.402.01	Well ID	MW-86			Date	5-11-21
Project Name/Location		Ford LTP		Weather	43.0 degrees F and Mostly Clear. The wind is blowing W/NW at 11.4 mph.		
Measuring Pt. Description	Top of Casing	Screen Setting (ft-bmp)	12-17	Casing Diameter (in.)	2	Well Material	PVC
Static Water Level (ft-bmp)	7.66	Total Depth (ft-bmp)	16.63	Water Column (ft.)	8.97	Gallons in Well	1.46
		Pump Intake (ft-bmp)	14.50	Purge Method	Low-Flow	Sample Method	Grab
		Well Volumes Purged	1.32				
Sample Time:	Label 10:46	Volume Purged	1.92 gallons	Replicate/Code No.	--	Sampled by	Gary Schafer
	Purge Start 9:43						
	Purge End 10:52						

Time	Minutes Elapsed between Readings	Flow Rate (mL/min) [100-300 mL/min]	Depth to Water (ft) [± 0.3]	Total Gallons Purged	pH [± 0.1]	Cond. (mS/cm) [± 3%]	Turbidity (NTU) [± 10%*]	DO (mg/L) [± 10%]	Temp. (°C) [± 3%]	Redox (mV) [± 10mV]	Appearance	
											Color	Odor
9:45	0	120	7.68	0.00	7.07	0.67	15.60	0.48	11.4	53.8	Small White Particulates, Turbid	No Odor
9:50	5	120	7.68	0.16	7.20	0.66	14.10	0.30	11.4	24.0	Clear, Small White Particulates	No Odor
9:55	5	120	7.70	0.32	7.27	0.66	12.20	0.28	11.2	-16.4	Clear, Small White Particulates	No Odor
10:00	5	120	7.70	0.48	7.35	0.67	8.68	0.30	11.6	-42.9	Clear, Small White Particulates	No Odor
10:05	5	120	7.70	0.64	7.37	0.71	4.92	0.29	11.2	-55.9	Clear	No Odor
10:10	5	120	7.70	0.80	7.38	0.73	4.77	0.29	11.4	-62.3	Clear	No Odor
10:15	5	120	7.70	0.96	7.41	0.75	4.02	0.40	11.5	-66.7	Clear	No Odor
10:20	5	120	7.70	1.12	7.43	0.78	3.18	0.55	11.4	-67.9	Clear	No Odor
10:25	5	120	7.70	1.28	7.44	0.80	3.26	0.60	11.6	-69.6	Clear	No Odor
10:30	5	120	7.70	1.44	7.45	0.82	2.88	0.63	11.3	-71.3	Clear	No Odor
10:35	5	120	7.70	1.60	7.45	0.83	2.32	0.68	11.2	-72.9	Clear	No Odor
10:40	5	120	7.70	1.76	7.45	0.82	1.99	0.61	11.6	-73.1	Clear	No Odor
10:45	5	120	7.70	1.92	7.48	0.82	1.64	0.69	11.4	-77.1	Clear	No Odor
--	--	--	--	--	--	--	--	--	--	--	--	--
--	--	--	--	--	--	--	--	--	--	--	--	--
--	--	--	--	--	--	--	--	--	--	--	--	--
--	--	--	--	--	--	--	--	--	--	--	--	--
--	--	--	--	--	--	--	--	--	--	--	--	--
--	--	--	--	--	--	--	--	--	--	--	--	--
--	--	--	--	--	--	--	--	--	--	--	--	--

* **Turbidity** < 50 NTU and ±10% or within 1 NTU of a previous reading when <10 NTU

Constituents Sampled	Container	Number	Preservative
1,1-DCE, cis-1,2-DCE, trans-1,2-DCE, PCE, TCE, VC	40 mL Glass	3	HCL
1,4-dioxane	40 mL Glass	3	HCL

Comments

None

Well Casing Volumes

Gallons/Foot — *1" = 0.04* — *1.25" = 0.06* — *1.5" = 0.09* — *2" = 0.16* — *2.5" = 0.26* — *3" = 0.37* — *3.5" = 0.50* — *4" = 0.65* — *6" = 1.47*

Well Information

Well Location:	Wadsworth ROW; front yard	Well Locked at Arrival:	yes
Condition of Well:	Good	Well Locked at Departure:	n/a
Well Completion:	Flush mount	Lock Functioning:	yes

ARCADIS

SHALLOW LOW-FLOW GROUNDWATER SAMPLING FORM

Project No.	30050315.402.01	Well ID	MW-86S			Date	5-11-21
Project Name/Location		Ford LTP		Weather	46.0 degrees F and Partly Cloudy. The wind is blowing NW at 16.1 mph.		
Measuring Pt. Description	Top of Casing	Screen Setting (ft-bmp)	2.5-12.5	Casing Diameter (in.)	2	Well Material	PVC
Static Water Level (ft-bmp)	7.85	Total Depth (ft-bmp)	12.35	Water Column (ft.)	4.50	Gallons in Well	0.73
		Pump Intake (ft-bmp)	9.35	Purge Method	Low-Flow	Sample Method	Grab
		Well Volumes Purged	1.75				
Sample Time: Label	11:56	Volume Purged	1.28 gallons	Replicate/Code No.	MW-86S-MS_051121, MW-86S-MSD_051121	Sampled by	Gary Schafer
Purge Start	11:12						
Purge End	12:18						

Time	Minutes Elapsed between Readings	Flow Rate (mL/min) [100-300 mL/min]	Depth to Water (ft) [± 0.3]	Total Gallons Purged	pH [± 0.1]	Cond. (mS/cm) [± 3%]	Turbidity (NTU) [± 10%*]	DO (mg/L) [± 10%]	Temp. (°C) [± 3%]	Redox (mV) [± 10mV]	Appearance	
											Color	Odor
11:15	0	120	7.88	0.00	7.65	0.37	12.10	5.35	11.7	22.8	Clear, Small Orange Particulates	No Odor
11:20	5	120	7.88	0.16	7.65	0.37	31.90	5.22	11.7	27.1	Small Orange Particulates, Turbid	No Odor
11:25	5	120	7.88	0.32	7.66	0.37	28.50	5.05	11.6	31.3	Clear, Small Orange Particulates	No Odor
11:30	5	120	7.88	0.48	7.65	0.38	24.40	5.02	11.4	35.9	Clear	No Odor
11:35	5	120	7.88	0.64	7.66	0.38	23.20	4.98	11.8	37.8	Clear, Small White Particulates	No Odor
11:40	5	120	7.88	0.80	7.66	0.38	18.10	4.93	11.8	41.2	Clear, Small White Particulates	No Odor
11:45	5	120	7.88	0.96	7.65	0.38	18.10	4.98	11.4	45.0	Clear, Small White Particulates	No Odor
11:50	5	120	7.88	1.12	7.66	0.38	17.40	4.87	11.5	45.8	Clear	No Odor
11:55	5	120	7.88	1.28	7.65	0.38	16.90	4.82	11.4	49.8	Clear	No Odor
--	--	--	--	--	--	--	--	--	--	--	--	--
--	--	--	--	--	--	--	--	--	--	--	--	--
--	--	--	--	--	--	--	--	--	--	--	--	--
--	--	--	--	--	--	--	--	--	--	--	--	--
--	--	--	--	--	--	--	--	--	--	--	--	--
--	--	--	--	--	--	--	--	--	--	--	--	--
--	--	--	--	--	--	--	--	--	--	--	--	--
--	--	--	--	--	--	--	--	--	--	--	--	--
--	--	--	--	--	--	--	--	--	--	--	--	--
--	--	--	--	--	--	--	--	--	--	--	--	--
--	--	--	--	--	--	--	--	--	--	--	--	--

* **Turbidity** < 50 NTU and ±10% or within 1 NTU of a previous reading when <10 NTU

Constituents Sampled	Container	Number	Preservative
1,1-DCE, cis-1,2-DCE, trans-1,2-DCE, PCE, TCE, VC	40 mL Glass	9	HCL
1,4-dioxane	40 mL Glass	9	HCL

Comments

None

Well Casing Volumes

Gallons/Foot — *1" = 0.04* | *1.25" = 0.06* | *1.5" = 0.09* | *2" = 0.16* | *2.5" = 0.26* | *3" = 0.37* | *3.5" = 0.50* | *4" = 0.65* | *6" = 1.47*

Well Information

Well Location:	Wadsworth ROW; front yard	Well Locked at Arrival:	yes
Condition of Well:	Good	Well Locked at Departure:	n/a
Well Completion:	Flush mount	Lock Functioning:	yes

ARCADIS

SHALLOW LOW-FLOW GROUNDWATER SAMPLING FORM

Project No.	30050315.402.01	Well ID	MW-87			Date	5-13-21
Project Name/Location	Ford LTP			Weather	57.0 degrees F and Clear. The wind is blowing SW at 3.4 mph.		
Measuring Pt. Description	Top of Casing	Screen Setting (ft-bmp)	14-19	Casing Diameter (in.)	2	Well Material	PVC
Static Water Level (ft-bmp)	9.74	Total Depth (ft-bmp)	18.83	Water Column (ft.)	9.09	Gallons in Well	1.48
		Pump Intake (ft-bmp)	16.50	Purge Method	Low-Flow	Sample Method	Grab
		Well Volumes Purged	0.65				
Sample Time: Label	10:01	Volume Purged	0.96 gallons	Replicate/Code No.	--	Sampled by	Gary Schafer
Purge Start	9:27						
Purge End	10:07						

Time	Minutes Elapsed between Readings	Flow Rate (mL/min) [100-300 mL/min]	Depth to Water (ft) [± 0.3]	Total Gallons Purged	pH [± 0.1]	Cond. (mS/cm) [± 3%]	Turbidity (NTU) [± 10%*]	DO (mg/L) [± 10%]	Temp. (°C) [± 3%]	Redox (mV) [± 10mV]	Appearance	
											Color	Odor
9:30	0	120	9.75	0.00	7.00	0.34	1.63	7.87	12.0	204.7	Clear	No Odor
9:35	5	120	9.75	0.16	7.41	0.30	0.74	7.84	11.6	197.3	Clear	No Odor
9:40	5	120	9.78	0.32	7.53	0.29	0.41	7.83	11.6	191.2	Clear	No Odor
9:45	5	120	9.78	0.48	7.69	0.28	0.33	7.84	11.6	180.2	Clear	No Odor
9:50	5	120	9.78	0.64	7.73	0.27	0.26	7.97	11.7	176.3	Clear	No Odor
9:55	5	120	9.78	0.80	7.78	0.27	0.45	8.09	11.6	172.1	Clear	No Odor
10:00	5	120	9.78	0.96	7.80	0.26	0.37	7.79	11.6	169.8	Clear	No Odor
--	--	--	--	--	--	--	--	--	--	--	--	--
--	--	--	--	--	--	--	--	--	--	--	--	--
--	--	--	--	--	--	--	--	--	--	--	--	--
--	--	--	--	--	--	--	--	--	--	--	--	--
--	--	--	--	--	--	--	--	--	--	--	--	--
--	--	--	--	--	--	--	--	--	--	--	--	--
--	--	--	--	--	--	--	--	--	--	--	--	--
--	--	--	--	--	--	--	--	--	--	--	--	--
--	--	--	--	--	--	--	--	--	--	--	--	--
--	--	--	--	--	--	--	--	--	--	--	--	--
--	--	--	--	--	--	--	--	--	--	--	--	--
--	--	--	--	--	--	--	--	--	--	--	--	--

* **Turbidity** < 50 NTU and ±10% or within 1 NTU of a previous reading when <10 NTU

Constituents Sampled	Container	Number	Preservative
1,1-DCE, cis-1,2-DCE, trans-1,2-DCE, PCE, TCE, VC	40 mL Glass	3	HCL
1,4-dioxane	40 mL Glass	3	HCL

Comments

None

Well Casing Volumes

Gallons/Foot — *1" = 0.04* | *1.25" = 0.06* | *1.5" = 0.09* | *2" = 0.16* | *2.5" = 0.26* | *3" = 0.37* | *3.5" = 0.50* | *4" = 0.65* | *6" = 1.47*

Well Information

Well Location:	Standish ROW	Well Locked at Arrival:	yes
Condition of Well:	Good	Well Locked at Departure:	n/a
Well Completion:	Flush mount	Lock Functioning:	yes

ARCADIS

SHALLOW LOW-FLOW GROUNDWATER SAMPLING FORM

Project No.	30050315.402.01	Well ID	MW-87S			Date	5-13-21
Project Name/Location	Ford LTP			Weather	57.0 degrees F and Clear. The wind is blowing SW at 3.4 mph.		
Measuring Pt. Description	Top of Casing	Screen Setting (ft-bmp)	4.5-14.5	Casing Diameter (in.)	2	Well Material	PVC
Static Water Level (ft-bmp)	9.45	Total Depth (ft-bmp)	14.13	Water Column (ft.)	4.68	Gallons in Well	0.76
		Pump Intake (ft-bmp)	10.95	Purge Method	Low-Flow	Sample Method	Grab
		Well Volumes Purged	1.26				
Sample Time: Label	10:56	Volume Purged	0.96 gallons	Replicate/Code No.	MW-87S-MS_051321, MW-87S-MSD_051321	Sampled by	Gary Schafer
Purge Start	10:23						
Purge End	11:10						

Time	Minutes Elapsed between Readings	Flow Rate (mL/min) [100-300 mL/min]	Depth to Water (ft) [± 0.3]	Total Gallons Purged	pH [± 0.1]	Cond. (mS/cm) [± 3%]	Turbidity (NTU) [± 10%*]	DO (mg/L) [± 10%]	Temp. (°C) [± 3%]	Redox (mV) [± 10mV]	Appearance	
											Color	Odor
10:25	0	120	9.45	0.00	7.84	0.26	0.36	7.89	12.2	152.6	Clear	No Odor
10:30	5	120	9.45	0.16	7.83	0.26	0.38	8.03	12.2	153.5	Clear	No Odor
10:35	5	120	9.45	0.32	7.88	0.26	0.30	8.06	12.2	152.7	Clear	No Odor
10:40	5	120	9.45	0.48	7.86	0.26	0.29	8.19	12.2	153.1	Clear	No Odor
10:45	5	120	9.45	0.64	7.86	0.26	0.36	8.12	12.3	153.4	Clear	No Odor
10:50	5	120	9.45	0.80	7.85	0.26	0.30	8.08	12.2	153.9	Clear	No Odor
10:55	5	120	9.45	0.96	7.86	0.26	0.42	8.23	12.2	150.3	Clear	No Odor
--	--	--	--	--	--	--	--	--	--	--	--	--
--	--	--	--	--	--	--	--	--	--	--	--	--
--	--	--	--	--	--	--	--	--	--	--	--	--
--	--	--	--	--	--	--	--	--	--	--	--	--
--	--	--	--	--	--	--	--	--	--	--	--	--
--	--	--	--	--	--	--	--	--	--	--	--	--
--	--	--	--	--	--	--	--	--	--	--	--	--
--	--	--	--	--	--	--	--	--	--	--	--	--
--	--	--	--	--	--	--	--	--	--	--	--	--
--	--	--	--	--	--	--	--	--	--	--	--	--
--	--	--	--	--	--	--	--	--	--	--	--	--
--	--	--	--	--	--	--	--	--	--	--	--	--

* **Turbidity** < 50 NTU and ±10% or within 1 NTU of a previous reading when <10 NTU

Constituents Sampled	Container	Number	Preservative
1,1-DCE, cis-1,2-DCE, trans-1,2-DCE, PCE, TCE, VC	40 mL Glass	9	HCL
1,4-dioxane	40 mL Glass	9	HCL

Comments

None

Well Casing Volumes

Gallons/Foot — *1" = 0.04* | *1.25" = 0.06* | *1.5" = 0.09* | *2" = 0.16* | *2.5" = 0.26* | *3" = 0.37* | *3.5" = 0.50* | *4" = 0.65* | *6" = 1.47*

Well Information

Well Location:	Standish ROW	Well Locked at Arrival:	yes
Condition of Well:	Good	Well Locked at Departure:	n/a
Well Completion:	Flush mount	Lock Functioning:	yes

ARCADIS

SHALLOW LOW-FLOW GROUNDWATER SAMPLING FORM

Project No.	30050315.402.01	Well ID	MW-96S			Date	5-19-21
Project Name/Location	Ford LTP			Weather	78.1 degrees F and Mostly Cloudy. The wind is blowing S at 8.1 mph.		
Measuring Pt. Description	Top of Casing	Screen Setting (ft-bmp)	2.5-12.5	Casing Diameter (in.)	2	Well Material	PVC
Static Water Level (ft-bmp)	6.22	Total Depth (ft-bmp)	12.08	Water Column (ft.)	5.86	Gallons in Well	0.95
		Pump Intake (ft-bmp)	7.72	Purge Method	Low-Flow	Sample Method	Grab
		Well Volumes Purged	1.51				
Sample Time: Label	13:46	Volume Purged	1.43 gallons	Replicate/Code No.	--	Sampled by	Gary Schafer
Purge Start	12:47						
Purge End	13:51						

Time	Minutes Elapsed between Readings	Flow Rate (mL/min) [100-300 mL/min]	Depth to Water (ft) [± 0.3]	Total Gallons Purged	pH [± 0.1]	Cond. (mS/cm) [± 3%]	Turbidity (NTU) [± 10%*]	DO (mg/L) [± 10%]	Temp. (°C) [± 3%]	Redox (mV) [± 10mV]	Appearance	
											Color	Odor
12:50	0	100	6.23	0.00	7.38	0.55	16.80	0.57	12.7	30.0	Clear, Small Orange Particulates	No Odor
12:55	5	100	6.23	0.13	7.36	0.55	10.30	0.53	12.7	25.3	Clear, Small Orange Particulates	No Odor
13:00	5	100	6.23	0.26	7.38	0.56	7.35	0.53	12.8	21.8	Clear, Small Orange Particulates	No Odor
13:05	5	100	6.23	0.39	7.38	0.56	5.80	0.50	12.9	19.5	Clear, Small Orange Particulates	No Odor
13:10	5	100	6.23	0.52	7.38	0.56	4.40	0.51	12.5	17.8	Clear, Small Orange Particulates	No Odor
13:15	5	100	6.23	0.65	7.38	0.56	4.07	0.50	12.7	16.2	Clear, Small Orange Particulates	No Odor
13:20	5	100	6.23	0.78	7.37	0.56	3.61	0.57	13.0	12.4	Clear, Small Orange Particulates	No Odor
13:25	5	100	6.23	0.91	7.38	0.56	3.57	0.51	12.4	14.7	Clear	No Odor
13:30	5	100	6.23	1.04	7.38	0.56	2.65	0.50	12.5	14.0	Clear	No Odor
13:35	5	100	6.23	1.17	7.39	0.56	3.72	0.47	12.5	12.8	Clear	No Odor
13:40	5	100	6.23	1.30	7.40	0.56	3.35	0.45	12.5	12.5	Clear	No Odor
13:45	5	100	6.23	1.43	7.38	0.56	2.15	0.44	12.6	12.9	Clear	No Odor
--	--	--	--	--	--	--	--	--	--	--	--	--
--	--	--	--	--	--	--	--	--	--	--	--	--
--	--	--	--	--	--	--	--	--	--	--	--	--
--	--	--	--	--	--	--	--	--	--	--	--	--
--	--	--	--	--	--	--	--	--	--	--	--	--
--	--	--	--	--	--	--	--	--	--	--	--	--
--	--	--	--	--	--	--	--	--	--	--	--	--
--	--	--	--	--	--	--	--	--	--	--	--	--

* **Turbidity** < 50 NTU and ±10% or within 1 NTU of a previous reading when <10 NTU

Constituents Sampled	Container	Number	Preservative
1,1-DCE, cis-1,2-DCE, trans-1,2-DCE, PCE, TCE, VC	40 mL Glass	3	HCL
1,4-dioxane	40 mL Glass	3	HCL

Comments

None

Well Casing Volumes

Gallons/Foot — *1" = 0.04* | *1.25" = 0.06* | *1.5" = 0.09* | *2" = 0.16* | *2.5" = 0.26* | *3" = 0.37* | *3.5" = 0.50* | *4" = 0.65* | *6" = 1.47*

Well Information

Well Location:	Boston Post ROW	Well Locked at Arrival:	yes
Condition of Well:	Good	Well Locked at Departure:	n/a
Well Completion:	Flush mount	Lock Functioning:	yes

ARCADIS

SHALLOW LOW-FLOW GROUNDWATER SAMPLING FORM

Project No.	30050315.402.01	Well ID	MW-97S			Date	5-19-21
Project Name/Location	Ford LTP			Weather	71.1 degrees F and Mostly Cloudy. The wind is blowing S at 4.7 mph.		
Measuring Pt. Description	Top of Casing	Screen Setting (ft-bmp)	2.5-12.5	Casing Diameter (in.)	2	Well Material	PVC
Static Water Level (ft-bmp)	5.30	Total Depth (ft-bmp)	12.00	Water Column (ft.)	6.70	Gallons in Well	1.09
		Pump Intake (ft-bmp)	6.80	Purge Method	Low-Flow	Sample Method	Grab
		Well Volumes Purged	1.19				
Sample Time: Label	12:06	Volume Purged	1.3 gallons	Replicate/Code No.	MW-97S-MS_051921, MW-97S-MSD_051921	Sampled by	Gary Schafer
Purge Start	11:13						
Purge End	12:15						

Time	Minutes Elapsed between Readings	Flow Rate (mL/min) [100-300 mL/min]	Depth to Water (ft) [± 0.3]	Total Gallons Purged	pH [± 0.1]	Cond. (mS/cm) [± 3%]	Turbidity (NTU) [± 10%*]	DO (mg/L) [± 10%]	Temp. (°C) [± 3%]	Redox (mV) [± 10mV]	Appearance	
											Color	Odor
11:15	0	100	5.31	0.00	7.58	0.50	6.17	0.75	13.3	67.6	Clear, Small Orange Particulates	No Odor
11:20	5	100	5.31	0.13	7.56	0.54	5.35	0.44	13.3	67.5	Clear, Small White Particulates	No Odor
11:25	5	100	5.31	0.26	7.55	0.58	2.92	0.42	13.2	64.8	Clear, Small White Particulates	No Odor
11:30	5	100	5.31	0.39	7.55	0.60	2.35	0.39	13.3	62.9	Clear, Small White Particulates	No Odor
11:35	5	100	5.31	0.52	7.55	0.63	1.95	0.36	13.3	60.7	Clear	No Odor
11:40	5	100	5.31	0.65	7.55	0.65	2.42	0.34	13.2	59.2	Clear, Small White Particulates	No Odor
11:45	5	100	5.31	0.78	7.54	0.67	1.69	0.33	13.4	56.9	Clear	No Odor
11:50	5	100	5.31	0.91	7.54	0.70	1.71	0.31	13.5	54.5	Clear	No Odor
11:55	5	100	5.31	1.04	7.54	0.71	1.58	0.31	13.5	53.0	Clear	No Odor
12:00	5	100	5.31	1.17	7.54	0.73	0.79	0.29	13.5	51.8	Clear	No Odor
12:05	5	100	5.31	1.30	7.54	0.73	0.85	0.29	13.6	48.6	Clear	No Odor
--	--	--	--	--	--	--	--	--	--	--	--	--
--	--	--	--	--	--	--	--	--	--	--	--	--
--	--	--	--	--	--	--	--	--	--	--	--	--
--	--	--	--	--	--	--	--	--	--	--	--	--
--	--	--	--	--	--	--	--	--	--	--	--	--
--	--	--	--	--	--	--	--	--	--	--	--	--
--	--	--	--	--	--	--	--	--	--	--	--	--
--	--	--	--	--	--	--	--	--	--	--	--	--
--	--	--	--	--	--	--	--	--	--	--	--	--

* **Turbidity** < 50 NTU and ±10% or within 1 NTU of a previous reading when <10 NTU

Constituents Sampled	Container	Number	Preservative
1,1-DCE, cis-1,2-DCE, trans-1,2-DCE, PCE, TCE, VC	40 mL Glass	9	HCL
1,4-dioxane	40 mL Glass	9	HCL

Comments

None

Well Casing Volumes

Gallons/Foot — *1" = 0.04* | *1.25" = 0.06* | *1.5" = 0.09* | *2" = 0.16* | *2.5" = 0.26* | *3" = 0.37* | *3.5" = 0.50* | *4" = 0.65* | *6" = 1.47*

Well Information

Well Location:	Boston Post ROW	Well Locked at Arrival:	yes
Condition of Well:	Good	Well Locked at Departure:	n/a
Well Completion:	Flush mount	Lock Functioning:	yes

ARCADIS

SHALLOW LOW-FLOW GROUNDWATER SAMPLING FORM

Project No.	30050315.402.01	Well ID	MW-98S			Date	5-6-21
Project Name/Location	Ford LTP			Weather	51.1 degrees F and Mostly Cloudy. The wind is blowing S at 3.4 mph.		
Measuring Pt. Description	Top of Casing	Screen Setting (ft-bmp)	2.5-12.5	Casing Diameter (in.)	2	Well Material	PVC
Static Water Level (ft-bmp)	2.48	Total Depth (ft-bmp)	12.11	Water Column (ft.)	9.63	Gallons in Well	1.56
		Pump Intake (ft-bmp)	3.98	Purge Method	Low-Flow	Sample Method	Grab
		Well Volumes Purged	1.77				
Sample Time: Label	10:20	Volume Purged	2.76 gallons	Replicate/Code No.	--	Sampled by	Allyson Hartz
Purge Start	9:19						
Purge End	10:24						

Time	Minutes Elapsed between Readings	Flow Rate (mL/min) [100-300 mL/min]	Depth to Water (ft) [± 0.3]	Total Gallons Purged	pH [± 0.1]	Cond. (mS/cm) [± 3%]	Turbidity (NTU) [± 10%*]	DO (mg/L) [± 10%]	Temp. (°C) [± 3%]	Redox (mV) [± 10mV]	Appearance	
											Color	Odor
9:20	0	175	2.52	0.00	7.37	0.67	2.93	1.31	12.3	46.5	Clear	No Odor
9:25	5	175	2.52	0.23	7.33	0.64	0.02	0.41	12.0	50.8	Clear	No Odor
9:30	5	175	2.52	0.46	7.33	0.65	0.06	0.25	11.9	42.7	Clear	No Odor
9:35	5	175	2.52	0.69	7.35	0.67	0.02	0.17	11.8	8.1	Clear	No Odor
9:40	5	175	2.52	0.92	7.35	0.67	0.02	0.16	11.7	-10.2	Clear	No Odor
9:45	5	175	2.52	1.15	7.36	0.68	0.02	0.13	11.7	-15.5	Clear	No Odor
9:50	5	175	2.52	1.38	7.38	0.72	0.02	0.13	11.7	-19.6	Clear	No Odor
9:55	5	175	2.52	1.61	7.38	0.76	0.02	0.12	11.7	-20.5	Clear	No Odor
10:00	5	175	2.52	1.84	7.37	0.82	0.02	0.13	11.7	-21.7	Clear	No Odor
10:05	5	175	2.52	2.07	7.37	0.91	0.02	0.12	11.7	-25.2	Clear	No Odor
10:10	5	175	2.52	2.30	7.37	0.96	0.02	0.09	11.9	-28.3	Clear	No Odor
10:15	5	175	2.52	2.53	7.37	0.99	0.02	0.11	11.9	-33.7	Clear	No Odor
10:20	5	175	2.52	2.76	7.36	1.01	0.02	0.13	11.9	-35.7	Clear	No Odor
--	--	--	--	--	--	--	--	--	--	--	--	--
--	--	--	--	--	--	--	--	--	--	--	--	--
--	--	--	--	--	--	--	--	--	--	--	--	--
--	--	--	--	--	--	--	--	--	--	--	--	--
--	--	--	--	--	--	--	--	--	--	--	--	--
--	--	--	--	--	--	--	--	--	--	--	--	--
--	--	--	--	--	--	--	--	--	--	--	--	--
--	--	--	--	--	--	--	--	--	--	--	--	--

* **Turbidity** < 50 NTU and ±10% or within 1 NTU of a previous reading when <10 NTU

Constituents Sampled	Container	Number	Preservative
1,1-DCE, cis-1,2-DCE, trans-1,2-DCE, PCE, TCE, VC	40 mL Glass	3	HCL
1,4-dioxane	40 mL Glass	3	HCL

Comments

None

Well Casing Volumes

Gallons/Foot — *1" = 0.04* | *1.25" = 0.06* | *1.5" = 0.09* | *2" = 0.16* | *2.5" = 0.26* | *3" = 0.37* | *3.5" = 0.50* | *4" = 0.65* | *6" = 1.47*

Well Information

Well Location:	Beacon ROW	Well Locked at Arrival:	yes
Condition of Well:	Good	Well Locked at Departure:	n/a
Well Completion:	Flush mount	Lock Functioning:	yes

ARCADIS

SHALLOW LOW-FLOW GROUNDWATER SAMPLING FORM

Project No.	30050315.402.01	Well ID	MW-99S			Date	5-19-21
Project Name/Location	Ford LTP			Weather	Partly cloudy 82 degrees F. Wind blowing S at 10 mph.		
Measuring Pt. Description	Top of Casing	Screen Setting (ft-bmp)	3-13	Casing Diameter (in.)	2	Well Material	PVC
Static Water Level (ft-bmp)	6.95	Total Depth (ft-bmp)	12.87	Water Column (ft.)	5.92	Gallons in Well	0.96
		Pump Intake (ft-bmp)	8.45	Purge Method	Low-Flow	Sample Method	Grab
		Well Volumes Purged	2.16				
Sample Time: Label	14:50	Volume Purged	2.07 gallons	Replicate/Code No.	--	Sampled by	Andrew Banitt
Purge Start	13:51						
Purge End	14:53						

Time	Minutes Elapsed between Readings	Flow Rate (mL/min) [100-300 mL/min]	Depth to Water (ft) [± 0.3]	Total Gallons Purged	pH [± 0.1]	Cond. (mS/cm) [± 3%]	Turbidity (NTU) [± 10%*]	DO (mg/L) [± 10%]	Temp. (°C) [± 3%]	Redox (mV) [± 10mV]	Appearance	
											Color	Odor
13:53	0	140	6.97	0.00	6.61	2.02	0.36	1.88	15.0	88.4	Clear	No Odor
13:58	5	140	6.98	0.18	6.62	2.19	0.02	1.28	14.3	85.8	Clear	No Odor
14:03	5	140	6.98	0.36	6.76	2.23	0.02	1.16	13.9	81.7	Clear	No Odor
14:08	5	140	6.98	0.54	6.88	2.24	0.02	0.84	14.3	78.3	Clear	No Odor
14:13	5	140	6.98	0.72	6.95	2.42	0.02	0.81	14.6	77.1	Clear	No Odor
14:18	5	140	6.98	0.90	6.99	2.79	0.02	0.60	14.5	78.1	Clear	No Odor
14:23	5	145	6.98	1.08	7.03	3.04	0.02	0.54	14.4	77.0	Clear	No Odor
14:28	5	150	6.98	1.27	7.04	3.16	0.02	0.52	14.6	75.8	Clear	No Odor
14:33	5	150	6.98	1.47	7.05	3.31	0.02	0.49	14.2	74.4	Clear	No Odor
14:38	5	150	6.98	1.67	7.05	3.42	0.02	0.49	14.4	73.2	Clear	No Odor
14:43	5	150	6.98	1.87	7.06	3.46	0.02	0.47	14.6	71.2	Clear	No Odor
14:48	5	150	6.98	2.07	7.08	3.52	0.02	0.47	14.5	68.8	Clear	No Odor
--	--	--	--	--	--	--	--	--	--	--	--	--
--	--	--	--	--	--	--	--	--	--	--	--	--
--	--	--	--	--	--	--	--	--	--	--	--	--
--	--	--	--	--	--	--	--	--	--	--	--	--
--	--	--	--	--	--	--	--	--	--	--	--	--
--	--	--	--	--	--	--	--	--	--	--	--	--
--	--	--	--	--	--	--	--	--	--	--	--	--
--	--	--	--	--	--	--	--	--	--	--	--	--

* **Turbidity** < 50 NTU and ±10% or within 1 NTU of a previous reading when <10 NTU

Constituents Sampled	Container	Number	Preservative
1,1-DCE, cis-1,2-DCE, trans-1,2-DCE, PCE, TCE, VC	40 mL Glass	3	HCL
1,4-dioxane	40 mL Glass	3	HCL

Comments

None

Well Casing Volumes

Gallons/Foot — *1" = 0.04* | *1.25" = 0.06* | *1.5" = 0.09* | *2" = 0.16* | *2.5" = 0.26* | *3" = 0.37* | *3.5" = 0.50* | *4" = 0.65* | *6" = 1.47*

Well Information

Well Location:	Belden ROW	Well Locked at Arrival:	yes
Condition of Well:	Missing bolts,Poor	Well Locked at Departure:	n/a
Well Completion:	Flush mount	Lock Functioning:	yes

ARCADIS

SHALLOW LOW-FLOW GROUNDWATER SAMPLING FORM

Project No.	30050315.402.01	Well ID	MW-100S			Date	5-20-21
Project Name/Location		Ford LTP		Weather	66.0 degrees F and Cloudy. The wind is blowing E/SE at 3.4 mph.		
Measuring Pt. Description	Top of Casing	Screen Setting (ft-bmp)	3-13	Casing Diameter (in.)	2	Well Material	PVC
Static Water Level (ft-bmp)	7.62	Total Depth (ft-bmp)	12.88	Water Column (ft.)	5.26	Gallons in Well	0.85
		Pump Intake (ft-bmp)	9.12	Purge Method	Low-Flow	Sample Method	Grab
		Well Volumes Purged	1.34				
Sample Time: Label	10:01	Volume Purged	1.14 gallons	Replicate/Code No.	--	Sampled by	Andrew Banitt
Purge Start	9:27						
Purge End	10:07						

Time	Minutes Elapsed between Readings	Flow Rate (mL/min) [100-300 mL/min]	Depth to Water (ft) [± 0.3]	Total Gallons Purged	pH [± 0.1]	Cond. (mS/cm) [± 3%]	Turbidity (NTU) [± 10%*]	DO (mg/L) [± 10%]	Temp. (°C) [± 3%]	Redox (mV) [± 10mV]	Appearance	
											Color	Odor
9:28	0	200	7.64	0.00	6.65	6.79	2.73	1.67	14.3	193.8	Clear	No Odor
9:33	5	150	7.64	0.26	6.75	7.01	6.43	0.10	14.3	188.4	Clear	No Odor
9:38	5	125	7.64	0.46	6.80	7.01	3.51	0.08	14.6	186.1	Clear	No Odor
9:43	5	125	7.64	0.63	6.87	6.99	3.69	0.06	14.5	184.3	Clear	No Odor
9:48	5	125	7.64	0.80	6.91	7.05	3.84	0.05	14.3	183.9	Clear	No Odor
9:53	5	125	7.64	0.97	6.93	7.04	2.31	0.02	14.3	182.2	Clear	No Odor
9:58	5	125	7.64	1.14	6.94	7.01	1.02	0.03	14.2	179.8	Clear	No Odor
--	--	--	--	--	--	--	--	--	--	--	--	--
--	--	--	--	--	--	--	--	--	--	--	--	--
--	--	--	--	--	--	--	--	--	--	--	--	--
--	--	--	--	--	--	--	--	--	--	--	--	--
--	--	--	--	--	--	--	--	--	--	--	--	--
--	--	--	--	--	--	--	--	--	--	--	--	--
--	--	--	--	--	--	--	--	--	--	--	--	--
--	--	--	--	--	--	--	--	--	--	--	--	--
--	--	--	--	--	--	--	--	--	--	--	--	--
--	--	--	--	--	--	--	--	--	--	--	--	--
--	--	--	--	--	--	--	--	--	--	--	--	--
--	--	--	--	--	--	--	--	--	--	--	--	--

* **Turbidity** < 50 NTU and ±10% or within 1 NTU of a previous reading when <10 NTU

Constituents Sampled	Container	Number	Preservative
1,1-DCE, cis-1,2-DCE, trans-1,2-DCE, PCE, TCE, VC	40 mL Glass	3	HCL
1,4-dioxane	40 mL Glass	3	HCL

Comments

None

Well Casing Volumes

Gallons/Foot — *1" = 0.04* | *1.25" = 0.06* | *1.5" = 0.09* | *2" = 0.16* | *2.5" = 0.26* | *3" = 0.37* | *3.5" = 0.50* | *4" = 0.65* | *6" = 1.47*

Well Information

Well Location:	Belden ROW	Well Locked at Arrival:	yes
Condition of Well:	Missing bolts,Poor	Well Locked at Departure:	n/a
Well Completion:	Flush mount	Lock Functioning:	yes

ARCADIS

SHALLOW LOW-FLOW GROUNDWATER SAMPLING FORM

Project No.	30050315.402.01	Well ID	MW-101S			Date	5-20-21
Project Name/Location		Ford LTP		Weather	77.0 degrees F and Mostly Cloudy. The wind is blowing S at 3.0 mph.		
Measuring Pt. Description	Top of Casing	Screen Setting (ft-bmp)	4.5-14.5	Casing Diameter (in.)	2	Well Material	PVC
Static Water Level (ft-bmp)	9.14	Total Depth (ft-bmp)	14.04	Water Column (ft.)	4.90	Gallons in Well	0.80
		Pump Intake (ft-bmp)	10.64	Purge Method	Low-Flow	Sample Method	Grab
		Well Volumes Purged	1.65				
Sample Time: Label	11:15	Volume Purged	1.32 gallons	Replicate/Code No.	--	Sampled by	Andrew Banitt
Purge Start	10:31						
Purge End	11:21						

Time	Minutes Elapsed between Readings	Flow Rate (mL/min) [100-300 mL/min]	Depth to Water (ft) [± 0.3]	Total Gallons Purged	pH [± 0.1]	Cond. (mS/cm) [± 3%]	Turbidity (NTU) [± 10%*]	DO (mg/L) [± 10%]	Temp. (°C) [± 3%]	Redox (mV) [± 10mV]	Appearance	
											Color	Odor
10:32	0	150	9.16	0.00	6.72	1.02	0.02	2.04	14.7	147.6	Clear	No Odor
10:37	5	120	9.16	0.20	6.67	0.99	0.26	1.07	14.5	158.7	Clear	No Odor
10:42	5	120	9.15	0.36	6.90	1.00	0.02	0.98	15.2	154.0	Clear	No Odor
10:47	5	120	9.15	0.52	7.02	0.99	0.64	0.98	15.1	150.2	Clear	No Odor
10:52	5	120	9.15	0.68	7.13	1.00	0.02	0.90	15.4	145.6	Clear	No Odor
10:57	5	120	9.15	0.84	7.26	0.99	0.19	0.92	15.1	143.5	Clear	No Odor
11:02	5	120	9.15	1.00	7.22	0.99	1.27	0.85	15.4	141.7	Clear	No Odor
11:07	5	120	9.15	1.16	7.26	0.98	0.02	0.83	15.0	140.0	Clear	No Odor
11:12	5	120	9.14	1.32	7.24	0.98	0.02	0.83	15.3	139.6	Clear	No Odor
--	--	--	--	--	--	--	--	--	--	--	--	--
--	--	--	--	--	--	--	--	--	--	--	--	--
--	--	--	--	--	--	--	--	--	--	--	--	--
--	--	--	--	--	--	--	--	--	--	--	--	--
--	--	--	--	--	--	--	--	--	--	--	--	--
--	--	--	--	--	--	--	--	--	--	--	--	--
--	--	--	--	--	--	--	--	--	--	--	--	--
--	--	--	--	--	--	--	--	--	--	--	--	--
--	--	--	--	--	--	--	--	--	--	--	--	--
--	--	--	--	--	--	--	--	--	--	--	--	--
--	--	--	--	--	--	--	--	--	--	--	--	--

* **Turbidity** < 50 NTU and ±10% or within 1 NTU of a previous reading when <10 NTU

Constituents Sampled	Container	Number	Preservative
1,1-DCE, cis-1,2-DCE, trans-1,2-DCE, PCE, TCE, VC	40 mL Glass	3	HCL
1,4-dioxane	40 mL Glass	3	HCL

Comments

None

Well Casing Volumes

Gallons/Foot — *1" = 0.04* | *1.25" = 0.06* | *1.5" = 0.09* | *2" = 0.16* | *2.5" = 0.26* | *3" = 0.37* | *3.5" = 0.50* | *4" = 0.65* | *6" = 1.47*

Well Information

Well Location:	Belden ROW	Well Locked at Arrival:	yes
Condition of Well:	Missing bolts,Poor	Well Locked at Departure:	n/a
Well Completion:	Flush mount	Lock Functioning:	yes

ARCADIS

SHALLOW LOW-FLOW GROUNDWATER SAMPLING FORM

Project No.	30050315.402.01	Well ID	MW-102			Date	5-18-21
Project Name/Location		Ford LTP		Weather	73.9 degrees F and Partly Cloudy. The wind is blowing SE at 12.8 mph.		
Measuring Pt. Description	Top of Casing	Screen Setting (ft-bmp)	10-15	Casing Diameter (in.)	2	Well Material	PVC
Static Water Level (ft-bmp)	2.50	Total Depth (ft-bmp)	14.65	Water Column (ft.)	12.15	Gallons in Well	1.97
		Pump Intake (ft-bmp)	12.50	Purge Method	Low-Flow	Sample Method	Grab
		Well Volumes Purged	1.09				
Sample Time:	Label 14:13	Volume Purged	2.14 gallons	Replicate/Code No.	--	Sampled by	Andrew Banitt
	Purge Start 13:11						
	Purge End 14:18						

Time	Minutes Elapsed between Readings	Flow Rate (mL/min) [100-300 mL/min]	Depth to Water (ft) [± 0.3]	Total Gallons Purged	pH [± 0.1]	Cond. (mS/cm) [± 3%]	Turbidity (NTU) [± 10%*]	DO (mg/L) [± 10%]	Temp. (°C) [± 3%]	Redox (mV) [± 10mV]	Appearance	
											Color	Odor
13:12	0	140	2.53	0.00	6.55	6.61	0.83	1.27	15.0	180.7	Clear	No Odor
13:17	5	140	2.53	0.18	6.86	6.54	9.57	0.04	13.9	133.6	Clear	No Odor
13:22	5	140	2.53	0.36	7.03	6.45	0.54	0.02	13.8	102.2	Clear	No Odor
13:27	5	140	2.53	0.54	7.11	6.54	6.46	0.02	13.4	74.4	Clear	No Odor
13:32	5	140	2.53	0.72	7.17	6.58	0.49	0.02	13.6	46.5	Clear	No Odor
13:37	5	140	2.54	0.90	7.20	6.58	0.02	0.01	13.7	25.0	Clear	No Odor
13:42	5	140	2.54	1.08	7.22	6.63	0.02	0.01	13.3	4.7	Clear	No Odor
13:47	5	140	2.54	1.26	7.23	6.64	0.02	0.01	13.6	-9.5	Clear	No Odor
13:52	5	140	2.53	1.44	7.24	6.65	0.02	0.00	13.6	-23.4	Clear	No Odor
13:57	5	140	2.54	1.62	7.25	6.66	0.02	0.01	13.3	-33.8	Clear	No Odor
14:02	5	130	2.53	1.80	7.26	6.67	0.02	0.05	14.3	-43.1	Clear	No Odor
14:07	5	130	2.53	1.97	7.25	6.71	0.02	0.03	14.3	-49.3	Clear	No Odor
14:12	5	130	2.53	2.14	7.25	6.67	0.02	0.01	14.5	-53.8	Clear	No Odor
--	--	--	--	--	--	--	--	--	--	--	--	--
--	--	--	--	--	--	--	--	--	--	--	--	--
--	--	--	--	--	--	--	--	--	--	--	--	--
--	--	--	--	--	--	--	--	--	--	--	--	--
--	--	--	--	--	--	--	--	--	--	--	--	--
--	--	--	--	--	--	--	--	--	--	--	--	--
--	--	--	--	--	--	--	--	--	--	--	--	--

* **Turbidity** < 50 NTU and ±10% or within 1 NTU of a previous reading when <10 NTU

Constituents Sampled	Container	Number	Preservative
1,1-DCE, cis-1,2-DCE, trans-1,2-DCE, PCE, TCE, VC	40 mL Glass	3	HCL
1,4-dioxane	40 mL Glass	3	HCL

Comments

None

Well Casing Volumes

Gallons/Foot — *1" = 0.04* | *1.25" = 0.06* | *1.5" = 0.09* | *2" = 0.16* | *2.5" = 0.26* | *3" = 0.37* | *3.5" = 0.50* | *4" = 0.65* | *6" = 1.47*

Well Information

Well Location:	Rosati ROW	Well Locked at Arrival:	yes
Condition of Well:	Good	Well Locked at Departure:	n/a
Well Completion:	Flush mount	Lock Functioning:	yes

ARCADIS

SHALLOW LOW-FLOW GROUNDWATER SAMPLING FORM

Project No.	30050315.402.01	Well ID	MW-102S			Date	5-18-21
Project Name/Location		Ford LTP		Weather	75.0 degrees F and Mostly Cloudy. The wind is blowing S/SE at 11.4 mph.		
Measuring Pt. Description	Top of Casing	Screen Setting (ft-bmp)	2.5-12.5	Casing Diameter (in.)	2	Well Material	PVC
Static Water Level (ft-bmp)	2.66	Total Depth (ft-bmp)	12.35	Water Column (ft.)	9.69	Gallons in Well	1.57
		Pump Intake (ft-bmp)	4.16	Purge Method	Low-Flow	Sample Method	Grab
		Well Volumes Purged	0.66				
Sample Time: Label	15:07	Volume Purged	1.03 gallons	Replicate/Code No.	--	Sampled by	Andrew Banitt
Purge Start	14:34						
Purge End	15:12						

Time	Minutes Elapsed between Readings	Flow Rate (mL/min) [100-300 mL/min]	Depth to Water (ft) [± 0.3]	Total Gallons Purged	pH [± 0.1]	Cond. (mS/cm) [± 3%]	Turbidity (NTU) [± 10%*]	DO (mg/L) [± 10%]	Temp. (°C) [± 3%]	Redox (mV) [± 10mV]	Appearance	
											Color	Odor
14:35	0	135	2.68	0.00	6.89	2.58	0.02	1.16	15.8	42.1	Clear	No Odor
14:40	5	130	2.68	0.18	7.11	3.42	0.02	0.09	14.9	32.4	Clear	No Odor
14:45	5	130	2.68	0.35	7.18	3.47	0.02	0.04	14.7	29.5	Clear	No Odor
14:50	5	130	2.68	0.52	7.25	3.57	0.02	0.04	14.6	28.1	Clear	No Odor
14:55	5	130	2.68	0.69	7.27	3.62	0.02	0.02	14.5	26.6	Clear	No Odor
15:00	5	130	2.68	0.86	7.26	3.64	0.02	0.10	14.6	25.4	Clear	No Odor
15:05	5	130	2.68	1.03	7.26	3.68	0.02	0.09	14.4	24.4	Clear	No Odor
--	--	--	--	--	--	--	--	--	--	--	--	--
--	--	--	--	--	--	--	--	--	--	--	--	--
--	--	--	--	--	--	--	--	--	--	--	--	--
--	--	--	--	--	--	--	--	--	--	--	--	--
--	--	--	--	--	--	--	--	--	--	--	--	--
--	--	--	--	--	--	--	--	--	--	--	--	--
--	--	--	--	--	--	--	--	--	--	--	--	--
--	--	--	--	--	--	--	--	--	--	--	--	--
--	--	--	--	--	--	--	--	--	--	--	--	--
--	--	--	--	--	--	--	--	--	--	--	--	--
--	--	--	--	--	--	--	--	--	--	--	--	--
--	--	--	--	--	--	--	--	--	--	--	--	--
--	--	--	--	--	--	--	--	--	--	--	--	--

* **Turbidity** < 50 NTU and ±10% or within 1 NTU of a previous reading when <10 NTU

Constituents Sampled	Container	Number	Preservative
1,1-DCE, cis-1,2-DCE, trans-1,2-DCE, PCE, TCE, VC	40 mL Glass	3	HCL
1,4-dioxane	40 mL Glass	3	HCL

Comments

None

Well Casing Volumes

Gallons/Foot — *1" = 0.04* | *1.25" = 0.06* | *1.5" = 0.09* | *2" = 0.16* | *2.5" = 0.26* | *3" = 0.37* | *3.5" = 0.50* | *4" = 0.65* | *6" = 1.47*

Well Information

Well Location:	Rosati ROW	Well Locked at Arrival:	yes
Condition of Well:	Good	Well Locked at Departure:	n/a
Well Completion:	Flush mount	Lock Functioning:	yes

ARCADIS

SHALLOW LOW-FLOW GROUNDWATER SAMPLING FORM

Project No.	30050315.402.01	Well ID	MW-105S			Date	5-18-21
Project Name/Location	Ford LTP			Weather	69.1 degrees F and Mostly Clear. The wind is blowing SE at 3.4 mph.		
Measuring Pt. Description	Top of Casing	Screen Setting (ft-bmp)	2.5-12.5	Casing Diameter (in.)	2	Well Material	PVC
Static Water Level (ft-bmp)	3.98	Total Depth (ft-bmp)	11.74	Water Column (ft.)	7.76	Gallons in Well	1.26
		Pump Intake (ft-bmp)	5.48	Purge Method	Low-Flow	Sample Method	Grab
		Well Volumes Purged	1.73				
Sample Time: Label	12:27	Volume Purged	2.18 gallons	Replicate/Code No.	--	Sampled by	Andrew Banitt
Purge Start	11:24						
Purge End	12:32						

Time	Minutes Elapsed between Readings	Flow Rate (mL/min) [100-300 mL/min]	Depth to Water (ft) [± 0.3]	Total Gallons Purged	pH [± 0.1]	Cond. (mS/cm) [± 3%]	Turbidity (NTU) [± 10%*]	DO (mg/L) [± 10%]	Temp. (°C) [± 3%]	Redox (mV) [± 10mV]	Appearance	
											Color	Odor
11:26	0	150	4.00	0.00	6.27	1.29	14.70	1.55	14.9	156.7	Clear	No Odor
11:31	5	140	4.00	0.20	6.18	1.47	1.28	0.16	13.3	166.4	Clear	No Odor
11:36	5	140	4.00	0.38	6.66	2.09	4.35	0.06	13.3	142.9	Clear	No Odor
11:41	5	140	4.00	0.56	6.92	2.47	2.45	0.03	13.3	118.3	Clear	No Odor
11:46	5	140	4.00	0.74	7.03	2.56	1.22	0.01	13.3	97.2	Clear	No Odor
11:51	5	140	4.00	0.92	7.08	2.58	4.21	0.01	14.2	76.7	Clear	No Odor
11:56	5	140	4.00	1.10	7.17	2.59	1.68	0.00	14.3	54.9	Clear	No Odor
12:01	5	140	4.00	1.28	7.17	2.61	0.98	0.00	14.4	38.2	Clear	No Odor
12:06	5	140	4.00	1.46	7.16	2.62	0.05	0.01	14.4	25.0	Clear	No Odor
12:11	5	140	4.00	1.64	7.16	2.64	5.29	0.00	14.4	13.6	Clear	No Odor
12:16	5	140	4.00	1.82	7.16	2.65	4.20	0.01	14.6	3.5	Clear	No Odor
12:21	5	140	4.00	2.00	7.18	2.68	1.15	0.00	14.4	-5.8	Clear	No Odor
12:26	5	140	4.00	2.18	7.16	2.70	0.66	0.00	14.4	-9.9	Clear	No Odor
--	--	--	--	--	--	--	--	--	--	--	--	--
--	--	--	--	--	--	--	--	--	--	--	--	--
--	--	--	--	--	--	--	--	--	--	--	--	--
--	--	--	--	--	--	--	--	--	--	--	--	--
--	--	--	--	--	--	--	--	--	--	--	--	--
--	--	--	--	--	--	--	--	--	--	--	--	--
--	--	--	--	--	--	--	--	--	--	--	--	--
--	--	--	--	--	--	--	--	--	--	--	--	--

* **Turbidity** < 50 NTU and ±10% or within 1 NTU of a previous reading when <10 NTU

Constituents Sampled	Container	Number	Preservative
1,1-DCE, cis-1,2-DCE, trans-1,2-DCE, PCE, TCE, VC	40 mL Glass	3	HCL
1,4-dioxane	40 mL Glass	3	HCL

Comments

None

Well Casing Volumes

Gallons/Foot — *1" = 0.04* | *1.25" = 0.06* | *1.5" = 0.09* | *2" = 0.16* | *2.5" = 0.26* | *3" = 0.37* | *3.5" = 0.50* | *4" = 0.65* | *6" = 1.47*

Well Information

Well Location:	Rosati ROW	Well Locked at Arrival:	yes
Condition of Well:	Broken thread tabs,Missing bolts,Poor	Well Locked at Departure:	n/a
Well Completion:	Flush mount	Lock Functioning:	yes

ARCADIS

SHALLOW LOW-FLOW GROUNDWATER SAMPLING FORM

Project No.	30050315.402.01	Well ID	MW-106S			Date	5-18-21
Project Name/Location	Ford LTP			Weather	75.0 degrees F and Partly Cloudy. The wind is blowing S/SE at 11.4 mph.		
Measuring Pt. Description	Top of Casing	Screen Setting (ft-bmp)	2.5-12.5	Casing Diameter (in.)	2	Well Material	PVC
Static Water Level (ft-bmp)	3.79	Total Depth (ft-bmp)	11.62	Water Column (ft.)	7.83	Gallons in Well	1.27
		Pump Intake (ft-bmp)	5.29	Purge Method	Low-Flow	Sample Method	Grab
		Well Volumes Purged	1.27				
Sample Time: Label	14:22	Volume Purged	1.61 gallons	Replicate/Code No.	--	Sampled by	Allyson Hartz
Purge Start	13:44						
Purge End	14:27						

Time	Minutes Elapsed between Readings	Flow Rate (mL/min) [100-300 mL/min]	Depth to Water (ft) [± 0.3]	Total Gallons Purged	pH [± 0.1]	Cond. (mS/cm) [± 3%]	Turbidity (NTU) [± 10%*]	DO (mg/L) [± 10%]	Temp. (°C) [± 3%]	Redox (mV) [± 10mV]	Appearance	
											Color	Odor
13:45	0	175	3.96	0.00	7.63	0.72	5.33	1.70	13.8	98.2	Clear	No Odor
13:50	5	175	3.96	0.23	7.45	0.90	13.90	1.07	13.5	47.5	Clear	No Odor
13:55	5	175	3.96	0.46	7.35	1.02	11.20	0.50	13.4	5.5	Clear	No Odor
14:00	5	175	3.96	0.69	7.30	1.11	6.79	0.37	13.1	-22.4	Clear	No Odor
14:05	5	175	3.96	0.92	7.29	1.17	5.19	0.29	13.0	-30.2	Clear	No Odor
14:10	5	175	3.96	1.15	7.29	1.20	3.49	0.24	13.1	-35.6	Clear	No Odor
14:15	5	175	3.96	1.38	7.29	1.21	4.19	0.20	12.9	-35.0	Clear	No Odor
14:20	5	175	3.96	1.61	7.28	1.22	3.73	0.13	12.8	-39.6	Clear	No Odor
--	--	--	--	--	--	--	--	--	--	--	--	--
--	--	--	--	--	--	--	--	--	--	--	--	--
--	--	--	--	--	--	--	--	--	--	--	--	--
--	--	--	--	--	--	--	--	--	--	--	--	--
--	--	--	--	--	--	--	--	--	--	--	--	--
--	--	--	--	--	--	--	--	--	--	--	--	--
--	--	--	--	--	--	--	--	--	--	--	--	--
--	--	--	--	--	--	--	--	--	--	--	--	--
--	--	--	--	--	--	--	--	--	--	--	--	--
--	--	--	--	--	--	--	--	--	--	--	--	--
--	--	--	--	--	--	--	--	--	--	--	--	--

* **Turbidity** < 50 NTU and ±10% or within 1 NTU of a previous reading when <10 NTU

Constituents Sampled	Container	Number	Preservative
1,1-DCE, cis-1,2-DCE, trans-1,2-DCE, PCE, TCE, VC	40 mL Glass	3	HCL
1,4-dioxane	40 mL Glass	3	HCL

Comments

None

Well Casing Volumes

Gallons/Foot — *1" = 0.04* | *1.25" = 0.06* | *1.5" = 0.09* | *2" = 0.16* | *2.5" = 0.26* | *3" = 0.37* | *3.5" = 0.50* | *4" = 0.65* | *6" = 1.47*

Well Information

Well Location:	Beacon ROW	Well Locked at Arrival:	yes
Condition of Well:	Good	Well Locked at Departure:	n/a
Well Completion:	Flush mount	Lock Functioning:	yes

ARCADIS

SHALLOW LOW-FLOW GROUNDWATER SAMPLING FORM

Project No.	30050315.402.01	Well ID	MW-107S			Date	5-6-21
Project Name/Location	Ford LTP			Weather	48.0 degrees F and Cloudy.		
Measuring Pt. Description	Top of Casing	Screen Setting (ft-bmp)	2.5-12.5	Casing Diameter (in.)	2	Well Material	PVC
Static Water Level (ft-bmp)	6.01	Total Depth (ft-bmp)	12.13	Water Column (ft.)	6.12	Gallons in Well	0.99
		Pump Intake (ft-bmp)	7.51	Purge Method	Low-Flow	Sample Method	Grab
		Well Volumes Purged	1.95				
Sample Time: Label	9:57	Volume Purged	1.93 gallons	Replicate/Code No.	MW-107S-MS_050621, MW-107S-MSD_050621	Sampled by	Andrew Banitt
Purge Start	8:55						
Purge End	10:08						

Time	Minutes Elapsed between Readings	Flow Rate (mL/min) [100-300 mL/min]	Depth to Water (ft) [± 0.3]	Total Gallons Purged	pH [± 0.1]	Cond. (mS/cm) [± 3%]	Turbidity (NTU) [± 10%*]	DO (mg/L) [± 10%]	Temp. (°C) [± 3%]	Redox (mV) [± 10mV]	Appearance	
											Color	Odor
8:56	0	140	6.10	0.00	6.00	2.05	6.82	1.59	9.7	108.2	Clear	No Odor
9:01	5	130	6.28	0.18	6.79	1.72	2.04	0.29	9.4	39.4	Clear	No Odor
9:06	5	125	6.42	0.35	7.02	1.06	0.02	0.26	9.5	14.4	Clear	No Odor
9:11	5	125	6.54	0.52	7.07	0.77	0.02	0.28	9.5	-0.2	Clear	No Odor
9:16	5	120	6.61	0.69	7.09	0.77	0.02	0.37	9.5	-10.5	Clear	No Odor
9:21	5	120	6.66	0.85	7.12	0.79	0.02	0.39	9.6	-18.2	Clear	No Odor
9:26	5	120	6.69	1.01	7.14	0.81	0.02	0.36	9.6	-32.6	Clear	No Odor
9:31	5	120	6.72	1.17	7.16	0.82	0.02	0.35	9.7	-44.8	Clear	No Odor
9:36	5	115	6.74	1.33	7.18	0.83	0.02	0.29	9.7	-57.0	Clear	No Odor
9:41	5	115	6.76	1.48	7.20	0.84	0.02	0.26	9.7	-68.2	Clear	No Odor
9:46	5	115	6.78	1.63	7.23	0.84	0.02	0.25	9.8	-82.4	Clear	No Odor
9:51	5	115	6.80	1.78	7.24	0.85	0.02	0.24	9.8	-89.9	Clear	No Odor
9:56	5	115	6.81	1.93	7.20	0.85	0.02	0.24	9.8	-94.0	Clear	No Odor
--	--	--	--	--	--	--	--	--	--	--	--	--
--	--	--	--	--	--	--	--	--	--	--	--	--
--	--	--	--	--	--	--	--	--	--	--	--	--
--	--	--	--	--	--	--	--	--	--	--	--	--
--	--	--	--	--	--	--	--	--	--	--	--	--
--	--	--	--	--	--	--	--	--	--	--	--	--
--	--	--	--	--	--	--	--	--	--	--	--	--
--	--	--	--	--	--	--	--	--	--	--	--	--

* **Turbidity** < 50 NTU and ±10% or within 1 NTU of a previous reading when <10 NTU

Constituents Sampled	Container	Number	Preservative
1,1-DCE, cis-1,2-DCE, trans-1,2-DCE, PCE, TCE, VC	40 mL Glass	9	HCL
1,4-dioxane	40 mL Glass	9	HCL

Comments

None

Well Casing Volumes

Gallons/Foot — *1" = 0.04* | *1.25" = 0.06* | *1.5" = 0.09* | *2" = 0.16* | *2.5" = 0.26* | *3" = 0.37* | *3.5" = 0.50* | *4" = 0.65* | *6" = 1.47*

Well Information

Well Location:	Capitol ROW	Well Locked at Arrival:	yes
Condition of Well:	Good	Well Locked at Departure:	n/a
Well Completion:	Flush mount	Lock Functioning:	yes

ARCADIS

SHALLOW LOW-FLOW GROUNDWATER SAMPLING FORM

Project No.	30050315.402.01	Well ID	MW-108S			Date	5-13-21
Project Name/Location		Ford LTP		Weather	57.0 degrees F and Clear. The wind is blowing SW at 3.4 mph.		
Measuring Pt. Description	Top of Casing	Screen Setting (ft-bmp)	2.5-12.5	Casing Diameter (in.)	2	Well Material	PVC
Static Water Level (ft-bmp)	4.12	Total Depth (ft-bmp)	12.22	Water Column (ft.)	8.10	Gallons in Well	1.32
		Pump Intake (ft-bmp)	5.62	Purge Method	Low-Flow	Sample Method	Grab
		Well Volumes Purged	0.91				
Sample Time: Label	11:36	Volume Purged	1.2 gallons	Replicate/Code No.	--	Sampled by	Andrew Banitt
Purge Start	10:57						
Purge End	11:41						

Time	Minutes Elapsed between Readings	Flow Rate (mL/min) [100-300 mL/min]	Depth to Water (ft) [± 0.3]	Total Gallons Purged	pH [± 0.1]	Cond. (mS/cm) [± 3%]	Turbidity (NTU) [± 10%*]	DO (mg/L) [± 10%]	Temp. (°C) [± 3%]	Redox (mV) [± 10mV]	Appearance	
											Color	Odor
10:58	0	135	4.18	0.00	6.46	1.30	26.50	1.39	12.6	164.1	Clear	No Odor
11:03	5	125	4.21	0.18	6.56	1.25	17.40	0.66	12.0	95.0	Clear	No Odor
11:08	5	125	4.23	0.35	6.58	1.25	12.50	0.28	11.8	45.7	Clear	No Odor
11:13	5	125	4.23	0.52	6.66	1.27	4.83	0.14	11.8	10.9	Clear	No Odor
11:18	5	125	4.24	0.69	6.69	1.27	3.50	0.07	11.5	-2.5	Clear	No Odor
11:23	5	125	4.24	0.86	6.72	1.27	0.65	0.09	11.6	-8.5	Clear	No Odor
11:28	5	125	4.24	1.03	6.74	1.27	2.54	0.04	11.6	-14.5	Clear	No Odor
11:33	5	125	4.24	1.20	6.76	1.27	2.63	0.03	11.5	-18.5	Clear	No Odor
--	--	--	--	--	--	--	--	--	--	--	--	--
--	--	--	--	--	--	--	--	--	--	--	--	--
--	--	--	--	--	--	--	--	--	--	--	--	--
--	--	--	--	--	--	--	--	--	--	--	--	--
--	--	--	--	--	--	--	--	--	--	--	--	--
--	--	--	--	--	--	--	--	--	--	--	--	--
--	--	--	--	--	--	--	--	--	--	--	--	--
--	--	--	--	--	--	--	--	--	--	--	--	--
--	--	--	--	--	--	--	--	--	--	--	--	--
--	--	--	--	--	--	--	--	--	--	--	--	--
--	--	--	--	--	--	--	--	--	--	--	--	--
--	--	--	--	--	--	--	--	--	--	--	--	--

* **Turbidity** < 50 NTU and ±10% or within 1 NTU of a previous reading when <10 NTU

Constituents Sampled	Container	Number	Preservative
1,1-DCE, cis-1,2-DCE, trans-1,2-DCE, PCE, TCE, VC	40 mL Glass	3	HCL
1,4-dioxane	40 mL Glass	3	HCL

Comments

None

Well Casing Volumes

Gallons/Foot — *1" = 0.04* | *1.25" = 0.06* | *1.5" = 0.09* | *2" = 0.16* | *2.5" = 0.26* | *3" = 0.37* | *3.5" = 0.50* | *4" = 0.65* | *6" = 1.47*

Well Information

Well Location:	Rosati ROW	Well Locked at Arrival:	yes
Condition of Well:	Missing bolts,Poor	Well Locked at Departure:	n/a
Well Completion:	Flush mount	Lock Functioning:	yes

ARCADIS

SHALLOW LOW-FLOW GROUNDWATER SAMPLING FORM

Project No.	30050315.402.01	Well ID	MW-131S			Date	5-18-21
Project Name/Location	Ford LTP			Weather	66.0 degrees F and Haze. The wind is blowing E at 3.0 mph.		
Measuring Pt. Description	Top of Casing	Screen Setting (ft-bmp)	2.5-12.5	Casing Diameter (in.)	2	Well Material	PVC
Static Water Level (ft-bmp)	5.23	Total Depth (ft-bmp)	12.68	Water Column (ft.)	7.45	Gallons in Well	1.21
		Pump Intake (ft-bmp)	6.73	Purge Method	Low-Flow	Sample Method	Grab
		Well Volumes Purged	1.69				
Sample Time: Label	10:40	Volume Purged	2.05 gallons	Replicate/Code No.	DUP-13	Sampled by	Andrew Banitt
Purge Start	9:36						
Purge End	10:50						

Time	Minutes Elapsed between Readings	Flow Rate (mL/min) [100-300 mL/min]	Depth to Water (ft) [± 0.3]	Total Gallons Purged	pH [± 0.1]	Cond. (mS/cm) [± 3%]	Turbidity (NTU) [± 10%*]	DO (mg/L) [± 10%]	Temp. (°C) [± 3%]	Redox (mV) [± 10mV]	Appearance	
											Color	Odor
9:38	0	140	5.28	0.00	6.42	2.05	0.02	1.25	12.2	159.4	Clear	No Odor
9:43	5	130	5.28	0.18	6.43	2.29	0.02	0.22	12.1	144.5	Clear	No Odor
9:48	5	125	5.28	0.35	6.64	2.40	0.30	0.05	12.3	107.5	Clear	No Odor
9:53	5	125	5.28	0.52	6.77	2.65	0.71	0.04	12.1	80.9	Clear	No Odor
9:58	5	125	5.28	0.69	6.92	2.97	0.55	0.02	12.2	60.8	Clear	No Odor
10:03	5	125	5.28	0.86	7.07	3.26	0.68	0.01	12.4	40.6	Clear	No Odor
10:08	5	125	5.28	1.03	7.11	3.34	0.02	0.00	12.2	25.3	Clear	No Odor
10:13	5	125	5.28	1.20	7.14	3.43	0.02	0.00	12.2	12.6	Clear	No Odor
10:18	5	125	5.28	1.37	7.15	3.48	0.02	0.01	12.1	0.2	Clear	No Odor
10:23	5	125	5.28	1.54	7.16	3.50	0.02	0.01	12.2	-9.0	Clear	No Odor
10:28	5	125	5.28	1.71	7.17	3.52	0.02	0.00	12.4	-16.9	Clear	No Odor
10:33	5	125	5.28	1.88	7.18	3.53	0.02	0.00	12.3	-24.0	Clear	No Odor
10:38	5	125	5.28	2.05	7.19	3.54	0.02	0.00	12.4	-29.4	Clear	No Odor
--	--	--	--	--	--	--	--	--	--	--	--	--
--	--	--	--	--	--	--	--	--	--	--	--	--
--	--	--	--	--	--	--	--	--	--	--	--	--
--	--	--	--	--	--	--	--	--	--	--	--	--
--	--	--	--	--	--	--	--	--	--	--	--	--
--	--	--	--	--	--	--	--	--	--	--	--	--
--	--	--	--	--	--	--	--	--	--	--	--	--

* **Turbidity** < 50 NTU and ±10% or within 1 NTU of a previous reading when <10 NTU

Constituents Sampled	Container	Number	Preservative
1,1-DCE, cis-1,2-DCE, trans-1,2-DCE, PCE, TCE, VC	40 mL Glass	6	HCL
1,4-dioxane	40 mL Glass	6	HCL

Comments

None

Well Casing Volumes

Gallons/Foot — *1" = 0.04* | *1.25" = 0.06* | *1.5" = 0.09* | *2" = 0.16* | *2.5" = 0.26* | *3" = 0.37* | *3.5" = 0.50* | *4" = 0.65* | *6" = 1.47*

Well Information

Well Location:	Rosati ROW	Well Locked at Arrival:	yes
Condition of Well:	Good	Well Locked at Departure:	n/a
Well Completion:	Flush mount	Lock Functioning:	yes

ARCADIS

SHALLOW LOW-FLOW GROUNDWATER SAMPLING FORM

Project No.	30050315.402.01	Well ID	MW-132S			Date	5-18-21
Project Name/Location		Ford LTP		Weather	59.0 degrees F and Haze. The wind is blowing N/NE at 4.7 mph.		
Measuring Pt. Description	Top of Casing	Screen Setting (ft-bmp)	2.5-12.5	Casing Diameter (in.)	2	Well Material	PVC
Static Water Level (ft-bmp)	5.87	Total Depth (ft-bmp)	12.37	Water Column (ft.)	6.50	Gallons in Well	1.06
		Pump Intake (ft-bmp)	7.37	Purge Method	Low-Flow	Sample Method	Grab
		Well Volumes Purged	0.98				
Sample Time: Label	9:09	Volume Purged	1.04 gallons	Replicate/Code No.	--	Sampled by	Andrew Banitt
Purge Start	8:36						
Purge End	9:13						

Time	Minutes Elapsed between Readings	Flow Rate (mL/min) [100-300 mL/min]	Depth to Water (ft) [± 0.3]	Total Gallons Purged	pH [± 0.1]	Cond. (mS/cm) [± 3%]	Turbidity (NTU) [± 10%*]	DO (mg/L) [± 10%]	Temp. (°C) [± 3%]	Redox (mV) [± 10mV]	Appearance	
											Color	Odor
8:37	0	145	5.89	0.00	6.54	1.22	0.02	2.29	13.1	171.1	Clear	No Odor
8:42	5	125	5.89	0.19	6.47	1.22	0.02	1.08	12.6	179.0	Clear	No Odor
8:47	5	125	5.89	0.36	6.64	1.22	0.02	0.96	12.8	174.4	Clear	No Odor
8:52	5	125	5.89	0.53	6.78	1.21	0.02	0.89	12.8	170.2	Clear	No Odor
8:57	5	125	5.89	0.70	6.88	1.21	0.02	0.85	12.8	167.2	Clear	No Odor
9:02	5	125	5.89	0.87	6.94	1.21	0.02	0.83	12.8	164.8	Clear	No Odor
9:07	5	125	5.89	1.04	6.98	1.20	0.02	0.84	12.8	163.0	Clear	No Odor
--	--	--	--	--	--	--	--	--	--	--	--	--
--	--	--	--	--	--	--	--	--	--	--	--	--
--	--	--	--	--	--	--	--	--	--	--	--	--
--	--	--	--	--	--	--	--	--	--	--	--	--
--	--	--	--	--	--	--	--	--	--	--	--	--
--	--	--	--	--	--	--	--	--	--	--	--	--
--	--	--	--	--	--	--	--	--	--	--	--	--
--	--	--	--	--	--	--	--	--	--	--	--	--
--	--	--	--	--	--	--	--	--	--	--	--	--
--	--	--	--	--	--	--	--	--	--	--	--	--
--	--	--	--	--	--	--	--	--	--	--	--	--
--	--	--	--	--	--	--	--	--	--	--	--	--

* **Turbidity** < 50 NTU and ±10% or within 1 NTU of a previous reading when <10 NTU

Constituents Sampled	Container	Number	Preservative
1,1-DCE, cis-1,2-DCE, trans-1,2-DCE, PCE, TCE, VC	40 mL Glass	3	HCL
1,4-dioxane	40 mL Glass	3	HCL

Comments

None

Well Casing Volumes

Gallons/Foot — *1" = 0.04* | *1.25" = 0.06* | *1.5" = 0.09* | *2" = 0.16* | *2.5" = 0.26* | *3" = 0.37* | *3.5" = 0.50* | *4" = 0.65* | *6" = 1.47*

Well Information

Well Location:	Rosati ROW	Well Locked at Arrival:	yes
Condition of Well:	Good	Well Locked at Departure:	n/a
Well Completion:	Flush mount	Lock Functioning:	yes

ARCADIS

SHALLOW LOW-FLOW GROUNDWATER SAMPLING FORM

Project No.	30050315.402.01	Well ID	MW-133S			Date	5-10-21
Project Name/Location		Ford LTP		Weather	39.9 degrees F and Partly Cloudy. The wind is blowing N at 6.9 mph.		
Measuring Pt. Description	Top of Casing	Screen Setting (ft-bmp)	4-9	Casing Diameter (in.)	2	Well Material	PVC
Static Water Level (ft-bmp)	6.62	Total Depth (ft-bmp)	8.48	Water Column (ft.)	1.86	Gallons in Well	0.30
		Pump Intake (ft-bmp)	8.12	Purge Method	Low-Flow	Sample Method	Grab
		Well Volumes Purged	3.50				
Sample Time: Label	9:47	Volume Purged	1.05 gallons	Replicate/Code No.	--	Sampled by	Andrew Banitt
Purge Start	9:14						
Purge End	9:52						

Time	Minutes Elapsed between Readings	Flow Rate (mL/min) [100-300 mL/min]	Depth to Water (ft) [± 0.3]	Total Gallons Purged	pH [± 0.1]	Cond. (mS/cm) [± 3%]	Turbidity (NTU) [± 10%*]	DO (mg/L) [± 10%]	Temp. (°C) [± 3%]	Redox (mV) [± 10mV]	Appearance	
											Color	Odor
9:15	0	150	6.67	0.00	5.92	0.71	0.02	1.07	10.2	233.9	Clear	No Odor
9:20	5	130	6.65	0.20	6.31	0.65	0.02	0.76	10.0	229.0	Clear	No Odor
9:25	5	125	6.65	0.37	6.52	0.63	0.02	0.69	10.0	223.7	Clear	No Odor
9:30	5	125	6.65	0.54	6.65	0.63	0.02	0.65	9.9	218.6	Clear	No Odor
9:35	5	125	6.66	0.71	6.73	0.62	0.02	0.46	10.0	215.6	Clear	No Odor
9:40	5	125	6.65	0.88	6.78	0.62	0.02	0.47	9.9	213.4	Clear	No Odor
9:45	5	125	6.65	1.05	6.81	0.62	0.02	0.39	10.0	211.4	Clear	No Odor
--	--	--	--	--	--	--	--	--	--	--	--	--
--	--	--	--	--	--	--	--	--	--	--	--	--
--	--	--	--	--	--	--	--	--	--	--	--	--
--	--	--	--	--	--	--	--	--	--	--	--	--
--	--	--	--	--	--	--	--	--	--	--	--	--
--	--	--	--	--	--	--	--	--	--	--	--	--
--	--	--	--	--	--	--	--	--	--	--	--	--
--	--	--	--	--	--	--	--	--	--	--	--	--
--	--	--	--	--	--	--	--	--	--	--	--	--
--	--	--	--	--	--	--	--	--	--	--	--	--
--	--	--	--	--	--	--	--	--	--	--	--	--
--	--	--	--	--	--	--	--	--	--	--	--	--

* **Turbidity** < 50 NTU and ±10% or within 1 NTU of a previous reading when <10 NTU

Constituents Sampled	Container	Number	Preservative
1,1-DCE, cis-1,2-DCE, trans-1,2-DCE, PCE, TCE, VC	40 mL Glass	3	HCL
1,4-dioxane	40 mL Glass	3	HCL

Comments

None

Well Casing Volumes

Gallons/Foot — *1" = 0.04* | *1.25" = 0.06* | *1.5" = 0.09* | *2" = 0.16* | *2.5" = 0.26* | *3" = 0.37* | *3.5" = 0.50* | *4" = 0.65* | *6" = 1.47*

Well Information

Well Location:	Stark ROW	Well Locked at Arrival:	yes
Condition of Well:	Good	Well Locked at Departure:	n/a
Well Completion:	Flush mount	Lock Functioning:	yes

ARCADIS

SHALLOW LOW-FLOW GROUNDWATER SAMPLING FORM

Project No.	30050315.402.01	Well ID	MW-134S			Date	5-10-21
Project Name/Location	Ford LTP			Weather	51.1 degrees F and Mostly Cloudy. The wind is blowing W at 11 mph.		
Measuring Pt. Description	Top of Casing	Screen Setting (ft-bmp)	5-10	Casing Diameter (in.)	2	Well Material	PVC
Static Water Level (ft-bmp)	7.54	Total Depth (ft-bmp)	9.42	Water Column (ft.)	1.88	Gallons in Well	0.31
		Pump Intake (ft-bmp)	9.04	Purge Method	Low-Flow	Sample Method	Grab
		Well Volumes Purged	3.29				
Sample Time: Label	12:40	Volume Purged	1.02 gallons	Replicate/Code No.	MW-134S-MS_051021, MW-134S-MSD_051021	Sampled by	Andrew Banitt
Purge Start	12:06						
Purge End	12:52						

Time	Minutes Elapsed between Readings	Flow Rate (mL/min) [100-300 mL/min]	Depth to Water (ft) [± 0.3]	Total Gallons Purged	pH [± 0.1]	Cond. (mS/cm) [± 3%]	Turbidity (NTU) [± 10%*]	DO (mg/L) [± 10%]	Temp. (°C) [± 3%]	Redox (mV) [± 10mV]	Appearance	
											Color	Odor
12:07	0	125	7.58	0.00	6.37	0.61	40.90	1.99	11.0	205.7	Clear	No Odor
12:12	5	125	7.58	0.17	6.66	0.57	21.70	1.32	11.1	202.4	Clear	No Odor
12:17	5	125	7.58	0.34	6.82	0.56	5.68	1.00	11.0	198.8	Clear	No Odor
12:22	5	125	7.58	0.51	6.89	0.56	0.79	0.90	11.0	195.2	Clear	No Odor
12:27	5	125	7.58	0.68	6.94	0.55	0.15	0.79	11.1	192.1	Clear	No Odor
12:32	5	125	7.58	0.85	6.98	0.55	0.02	0.74	11.1	188.6	Clear	No Odor
12:37	5	125	7.58	1.02	7.01	0.55	0.02	0.75	11.1	185.7	Clear	No Odor
--	--	--	--	--	--	--	--	--	--	--	--	--
--	--	--	--	--	--	--	--	--	--	--	--	--
--	--	--	--	--	--	--	--	--	--	--	--	--
--	--	--	--	--	--	--	--	--	--	--	--	--
--	--	--	--	--	--	--	--	--	--	--	--	--
--	--	--	--	--	--	--	--	--	--	--	--	--
--	--	--	--	--	--	--	--	--	--	--	--	--
--	--	--	--	--	--	--	--	--	--	--	--	--
--	--	--	--	--	--	--	--	--	--	--	--	--
--	--	--	--	--	--	--	--	--	--	--	--	--
--	--	--	--	--	--	--	--	--	--	--	--	--
--	--	--	--	--	--	--	--	--	--	--	--	--

* **Turbidity** < 50 NTU and ±10% or within 1 NTU of a previous reading when <10 NTU

Constituents Sampled	Container	Number	Preservative
1,1-DCE, cis-1,2-DCE, trans-1,2-DCE, PCE, TCE, VC	40 mL Glass	9	HCL
1,4-dioxane	40 mL Glass	9	HCL

Comments

None

Well Casing Volumes

Gallons/Foot — *1" = 0.04* | *1.25" = 0.06* | *1.5" = 0.09* | *2" = 0.16* | *2.5" = 0.26* | *3" = 0.37* | *3.5" = 0.50* | *4" = 0.65* | *6" = 1.47*

Well Information

Well Location:	Stark ROW	Well Locked at Arrival:	yes
Condition of Well:	Good	Well Locked at Departure:	n/a
Well Completion:	Flush mount	Lock Functioning:	yes

ARCADIS

SHALLOW LOW-FLOW GROUNDWATER SAMPLING FORM

Project No.	30050315.402.01	Well ID	MW-135S			Date	5-13-21
Project Name/Location		Ford LTP		Weather	55.0 degrees F and Clear. The wind is blowing NW at 2.0 mph.		
Measuring Pt. Description	Top of Casing	Screen Setting (ft-bmp)	5-10	Casing Diameter (in.)	2	Well Material	PVC
Static Water Level (ft-bmp)	6.49	Total Depth (ft-bmp)	9.68	Water Column (ft.)	3.19	Gallons in Well	0.52
		Pump Intake (ft-bmp)	7.99	Purge Method	Low-Flow	Sample Method	Grab
		Well Volumes Purged	3.92				
Sample Time: Label	10:27	Volume Purged	2.04 gallons	Replicate/Code No.	--	Sampled by	Andrew Banitt
Purge Start	9:24						
Purge End	10:30						

Time	Minutes Elapsed between Readings	Flow Rate (mL/min) [100-300 mL/min]	Depth to Water (ft) [± 0.3]	Total Gallons Purged	pH [± 0.1]	Cond. (mS/cm) [± 3%]	Turbidity (NTU) [± 10%*]	DO (mg/L) [± 10%]	Temp. (°C) [± 3%]	Redox (mV) [± 10mV]	Appearance	
											Color	Odor
9:26	0	130	6.52	0.00	6.41	0.60	0.92	2.20	11.3	253.4	Clear	No Odor
9:31	5	130	6.52	0.17	6.55	0.52	0.03	0.90	10.9	245.5	Clear	No Odor
9:36	5	130	6.52	0.34	6.72	0.50	0.02	0.76	10.9	237.2	Clear	No Odor
9:41	5	130	6.52	0.51	6.83	0.50	0.02	0.84	10.9	230.4	Clear	No Odor
9:46	5	130	6.52	0.68	6.91	0.50	0.02	0.85	10.8	220.1	Clear	No Odor
9:51	5	130	6.52	0.85	6.98	0.50	0.02	0.80	10.9	206.0	Clear	No Odor
9:56	5	130	6.52	1.02	7.02	0.50	0.02	0.78	10.9	187.4	Clear	No Odor
10:01	5	130	6.52	1.19	7.05	0.50	0.02	0.75	10.9	175.5	Clear	No Odor
10:06	5	130	6.53	1.36	7.08	0.50	0.02	0.74	11.0	164.5	Clear	No Odor
10:11	5	130	6.53	1.53	7.10	0.50	0.02	0.71	10.9	149.0	Clear	No Odor
10:16	5	130	6.53	1.70	7.11	0.50	0.02	0.73	11.0	136.6	Clear	No Odor
10:21	5	130	6.53	1.87	7.12	0.50	0.02	0.71	11.0	122.9	Clear	No Odor
10:26	5	130	6.53	2.04	7.10	0.50	0.02	0.72	10.9	111.0	Clear	No Odor
--	--	--	--	--	--	--	--	--	--	--	--	--
--	--	--	--	--	--	--	--	--	--	--	--	--
--	--	--	--	--	--	--	--	--	--	--	--	--
--	--	--	--	--	--	--	--	--	--	--	--	--
--	--	--	--	--	--	--	--	--	--	--	--	--
--	--	--	--	--	--	--	--	--	--	--	--	--
--	--	--	--	--	--	--	--	--	--	--	--	--

* **Turbidity** < 50 NTU and ±10% or within 1 NTU of a previous reading when <10 NTU

Constituents Sampled	Container	Number	Preservative
1,1-DCE, cis-1,2-DCE, trans-1,2-DCE, PCE, TCE, VC	40 mL Glass	3	HCL
1,4-dioxane	40 mL Glass	3	HCL

Comments

None

Well Casing Volumes

Gallons/Foot					
	1" = 0.04	1.5" = 0.09	2.5" = 0.26	3.5" = 0.50	6" = 1.47
	1.25" = 0.06	2" = 0.16	3" = 0.37	4" = 0.65	

Well Information

Well Location:	Stark ROW	Well Locked at Arrival:	yes
Condition of Well:	Good	Well Locked at Departure:	n/a
Well Completion:	Flush mount	Lock Functioning:	yes

ARCADIS

SHALLOW LOW-FLOW GROUNDWATER SAMPLING FORM

Project No.	30050315.402.01	Well ID	MW-136S			Date	5-5-21
Project Name/Location		Ford LTP		Weather	43.0 degrees F and Cloudy. The wind is blowing N/NW at 12.8 mph.		
Measuring Pt. Description	Top of Casing	Screen Setting (ft-bmp)	2-7	Casing Diameter (in.)	2	Well Material	PVC
Static Water Level (ft-bmp)	3.62	Total Depth (ft-bmp)	7.15	Water Column (ft.)	3.53	Gallons in Well	0.57
		Pump Intake (ft-bmp)	5.12	Purge Method	Low-Flow	Sample Method	Grab
		Well Volumes Purged	1.81				
Sample Time: Label	10:31	Volume Purged	1.03 gallons	Replicate/Code No.	--	Sampled by	Andrew Banitt
Purge Start	9:58						
Purge End	10:35						

Time	Minutes Elapsed between Readings	Flow Rate (mL/min) [100-300 mL/min]	Depth to Water (ft) [± 0.3]	Total Gallons Purged	pH [± 0.1]	Cond. (mS/cm) [± 3%]	Turbidity (NTU) [± 10%*]	DO (mg/L) [± 10%]	Temp. (°C) [± 3%]	Redox (mV) [± 10mV]	Appearance	
											Color	Odor
9:59	0	140	3.68	0.00	6.98	1.70	19.40	5.87	9.8	15.5	Clear	No Odor
10:04	5	125	3.72	0.18	7.08	1.72	5.04	0.69	9.3	-3.0	Clear	No Odor
10:09	5	130	3.77	0.35	7.12	1.73	4.90	0.42	9.4	-7.9	Clear	No Odor
10:14	5	125	3.80	0.52	7.13	1.73	0.02	0.28	9.5	-8.1	Clear	No Odor
10:19	5	125	3.81	0.69	7.15	1.73	0.02	0.22	9.5	-8.6	Clear	No Odor
10:24	5	125	3.81	0.86	7.15	1.72	0.02	0.15	9.5	-7.7	Clear	No Odor
10:29	5	125	3.82	1.03	7.16	1.72	0.02	0.16	9.5	-7.1	Clear	No Odor
--	--	--	--	--	--	--	--	--	--	--	--	--
--	--	--	--	--	--	--	--	--	--	--	--	--
--	--	--	--	--	--	--	--	--	--	--	--	--
--	--	--	--	--	--	--	--	--	--	--	--	--
--	--	--	--	--	--	--	--	--	--	--	--	--
--	--	--	--	--	--	--	--	--	--	--	--	--
--	--	--	--	--	--	--	--	--	--	--	--	--
--	--	--	--	--	--	--	--	--	--	--	--	--
--	--	--	--	--	--	--	--	--	--	--	--	--
--	--	--	--	--	--	--	--	--	--	--	--	--
--	--	--	--	--	--	--	--	--	--	--	--	--
--	--	--	--	--	--	--	--	--	--	--	--	--

* **Turbidity** < 50 NTU and ±10% or within 1 NTU of a previous reading when <10 NTU

Constituents Sampled	Container	Number	Preservative
1,1-DCE, cis-1,2-DCE, trans-1,2-DCE, PCE, TCE, VC	40 mL Glass	3	HCL
1,4-dioxane	40 mL Glass	3	HCL

Comments

None

Well Casing Volumes

Gallons/Foot — *1" = 0.04* | *1.25" = 0.06* | *1.5" = 0.09* | *2" = 0.16* | *2.5" = 0.26* | *3" = 0.37* | *3.5" = 0.50* | *4" = 0.65* | *6" = 1.47*

Well Information

Well Location:	Capitol ROW	Well Locked at Arrival:	yes
Condition of Well:	Good	Well Locked at Departure:	n/a
Well Completion:	Flush mount	Lock Functioning:	yes

ARCADIS

SHALLOW LOW-FLOW GROUNDWATER SAMPLING FORM

Project No.	30050315.402.01	Well ID	MW-137S			Date	5-20-21
Project Name/Location	Ford LTP			Weather	79.0 degrees F and Mostly Cloudy. The wind is blowing SE at 5.8 mph.		
Measuring Pt. Description	Top of Casing	Screen Setting (ft-bmp)	2-7	Casing Diameter (in.)	2	Well Material	PVC
Static Water Level (ft-bmp)	3.61	Total Depth (ft-bmp)	7.01	Water Column (ft.)	3.40	Gallons in Well	0.55
		Pump Intake (ft-bmp)	5.11	Purge Method	Low-Flow	Sample Method	Grab
		Well Volumes Purged	2.51				
Sample Time: Label	11:45	Volume Purged	1.38 gallons	Replicate/Code No.	--	Sampled by	Allyson Hartz
Purge Start	11:14						
Purge End	11:49						

Time	Minutes Elapsed between Readings	Flow Rate (mL/min) [100-300 mL/min]	Depth to Water (ft) [± 0.3]	Total Gallons Purged	pH [± 0.1]	Cond. (mS/cm) [± 3%]	Turbidity (NTU) [± 10%*]	DO (mg/L) [± 10%]	Temp. (°C) [± 3%]	Redox (mV) [± 10mV]	Appearance	
											Color	Odor
11:15	0	175	3.65	0.00	7.12	1.97	11.40	5.05	12.5	-10.2	Clear	No Odor
11:20	5	175	3.65	0.23	7.06	1.86	9.76	0.31	11.8	-36.3	Clear	No Odor
11:25	5	175	3.65	0.46	7.09	1.78	5.74	0.28	11.8	-34.8	Clear	No Odor
11:30	5	175	3.65	0.69	7.12	1.76	1.35	0.22	11.8	-36.7	Clear	No Odor
11:35	5	175	3.65	0.92	7.13	1.76	0.76	0.22	11.8	-37.8	Clear	No Odor
11:40	5	175	3.65	1.15	7.14	1.75	0.02	0.17	11.7	-39.1	Clear	No Odor
11:45	5	175	3.65	1.38	7.14	1.75	0.02	0.19	11.7	-40.7	Clear	No Odor
--	--	--	--	--	--	--	--	--	--	--	--	--
--	--	--	--	--	--	--	--	--	--	--	--	--
--	--	--	--	--	--	--	--	--	--	--	--	--
--	--	--	--	--	--	--	--	--	--	--	--	--
--	--	--	--	--	--	--	--	--	--	--	--	--
--	--	--	--	--	--	--	--	--	--	--	--	--
--	--	--	--	--	--	--	--	--	--	--	--	--
--	--	--	--	--	--	--	--	--	--	--	--	--
--	--	--	--	--	--	--	--	--	--	--	--	--
--	--	--	--	--	--	--	--	--	--	--	--	--
--	--	--	--	--	--	--	--	--	--	--	--	--
--	--	--	--	--	--	--	--	--	--	--	--	--

* **Turbidity** < 50 NTU and ±10% or within 1 NTU of a previous reading when <10 NTU

Constituents Sampled	Container	Number	Preservative
1,1-DCE, cis-1,2-DCE, trans-1,2-DCE, PCE, TCE, VC	40 mL Glass	3	HCL
1,4-dioxane	40 mL Glass	3	HCL

Comments

None

Well Casing Volumes

Gallons/Foot — *1" = 0.04* | *1.25" = 0.06* | *1.5" = 0.09* | *2" = 0.16* | *2.5" = 0.26* | *3" = 0.37* | *3.5" = 0.50* | *4" = 0.65* | *6" = 1.47*

Well Information

Well Location:	Brewster ROW	Well Locked at Arrival:	yes
Condition of Well:	Good	Well Locked at Departure:	n/a
Well Completion:	Flush mount	Lock Functioning:	yes

ARCADIS

SHALLOW LOW-FLOW GROUNDWATER SAMPLING FORM

Project No.	30050315.402.01	Well ID	MW-138S			Date	5-18-21
Project Name/Location		Ford LTP		Weather	69.1 degrees F and Mostly Clear. The wind is blowing at 3.4 mph.		
Measuring Pt. Description	Top of Casing	Screen Setting (ft-bmp)	2-7	Casing Diameter (in.)	2	Well Material	PVC
Static Water Level (ft-bmp)	1.91	Total Depth (ft-bmp)	5.97	Water Column (ft.)	4.06	Gallons in Well	0.66
		Pump Intake (ft-bmp)	3.41	Purge Method	Low-Flow	Sample Method	Grab
		Well Volumes Purged	4.09				
Sample Time: Label	11:05	Volume Purged	2.7 gallons	Replicate/Code No.	DUP-12	Sampled by	Allyson Hartz
Purge Start	10:34						
Purge End	11:11						

Time	Minutes Elapsed between Readings	Flow Rate (mL/min) [100-300 mL/min]	Depth to Water (ft) [± 0.3]	Total Gallons Purged	pH [± 0.1]	Cond. (mS/cm) [± 3%]	Turbidity (NTU) [± 10%*]	DO (mg/L) [± 10%]	Temp. (°C) [± 3%]	Redox (mV) [± 10mV]	Appearance	
											Color	Odor
10:35	0	175	2.00	0.00	7.20	2.45	3.92	0.69	13.2	-44.4	Clear	No Odor
10:40	5	175	2.00	0.23	7.22	2.49	4.87	0.27	13.2	-54.7	Clear	No Odor
10:45	5	175	2.00	0.46	7.24	2.63	3.00	0.11	12.7	-63.7	Clear	No Odor
10:50	5	175	2.00	0.69	7.27	2.67	4.45	0.10	12.8	-68.8	Clear	No Odor
10:55	5	1175	2.00	0.92	7.28	2.65	2.97	0.12	12.8	-69.5	Clear	No Odor
11:00	5	175	2.00	2.47	7.28	2.63	1.68	0.07	12.8	-69.8	Clear	No Odor
11:05	5	175	2.00	2.70	7.28	2.63	2.13	0.07	12.8	-70.1	Clear	No Odor
--	--	--	--	--	--	--	--	--	--	--	--	--
--	--	--	--	--	--	--	--	--	--	--	--	--
--	--	--	--	--	--	--	--	--	--	--	--	--
--	--	--	--	--	--	--	--	--	--	--	--	--
--	--	--	--	--	--	--	--	--	--	--	--	--
--	--	--	--	--	--	--	--	--	--	--	--	--
--	--	--	--	--	--	--	--	--	--	--	--	--
--	--	--	--	--	--	--	--	--	--	--	--	--
--	--	--	--	--	--	--	--	--	--	--	--	--
--	--	--	--	--	--	--	--	--	--	--	--	--
--	--	--	--	--	--	--	--	--	--	--	--	--
--	--	--	--	--	--	--	--	--	--	--	--	--

* **Turbidity** < 50 NTU and ±10% or within 1 NTU of a previous reading when <10 NTU

Constituents Sampled	Container	Number	Preservative
1,1-DCE, cis-1,2-DCE, trans-1,2-DCE, PCE, TCE, VC	40 mL Glass	6	HCL
1,4-dioxane	40 mL Glass	6	HCL

Comments

None

Well Casing Volumes

Gallons/Foot — *1" = 0.04* | *1.25" = 0.06* | *1.5" = 0.09* | *2" = 0.16* | *2.5" = 0.26* | *3" = 0.37* | *3.5" = 0.50* | *4" = 0.65* | *6" = 1.47*

Well Information

Well Location:	Beacon ROW	Well Locked at Arrival:	yes
Condition of Well:	Good	Well Locked at Departure:	n/a
Well Completion:	Flush mount	Lock Functioning:	yes

ARCADIS

SHALLOW LOW-FLOW GROUNDWATER SAMPLING FORM

Project No.	30050315.402.01	Well ID	MW-139S			Date	5-12-21
Project Name/Location	Ford LTP			Weather	62.1 degrees F and Mostly Cloudy. The wind is blowing NE at 8.1 mph.		
Measuring Pt. Description	Top of Casing	Screen Setting (ft-bmp)	2-7	Casing Diameter (in.)	2	Well Material	PVC
Static Water Level (ft-bmp)	3.26	Total Depth (ft-bmp)	6.90	Water Column (ft.)	3.64	Gallons in Well	0.59
		Pump Intake (ft-bmp)	4.76	Purge Method	Low-Flow	Sample Method	Grab
		Well Volumes Purged	2.17				
Sample Time: Label	15:16	Volume Purged	1.28 gallons	Replicate/Code No.	--	Sampled by	Andrew Banitt
Purge Start	14:38						
Purge End	15:20						

Time	Minutes Elapsed between Readings	Flow Rate (mL/min) [100-300 mL/min]	Depth to Water (ft) [± 0.3]	Total Gallons Purged	pH [± 0.1]	Cond. (mS/cm) [± 3%]	Turbidity (NTU) [± 10%*]	DO (mg/L) [± 10%]	Temp. (°C) [± 3%]	Redox (mV) [± 10mV]	Appearance	
											Color	Odor
14:39	0	150	3.28	0.00	6.51	0.75	0.02	2.75	12.7	115.1	Clear	No Odor
14:44	5	140	3.28	0.20	6.73	0.71	0.02	0.29	11.9	71.3	Clear	No Odor
14:49	5	140	3.28	0.38	6.90	0.71	0.02	0.10	11.7	26.5	Clear	No Odor
14:54	5	140	3.28	0.56	6.97	0.71	0.02	0.04	11.6	9.7	Clear	No Odor
14:59	5	140	3.29	0.74	7.03	0.71	0.02	0.01	11.7	-1.8	Clear	No Odor
15:04	5	140	3.29	0.92	7.09	0.71	0.02	0.01	11.6	-11.7	Clear	No Odor
15:09	5	140	3.29	1.10	7.09	0.71	0.02	0.00	11.7	-15.0	Clear	No Odor
15:14	5	140	3.29	1.28	7.12	0.71	0.02	0.00	11.7	-18.4	Clear	No Odor
--	--	--	--	--	--	--	--	--	--	--	--	--
--	--	--	--	--	--	--	--	--	--	--	--	--
--	--	--	--	--	--	--	--	--	--	--	--	--
--	--	--	--	--	--	--	--	--	--	--	--	--
--	--	--	--	--	--	--	--	--	--	--	--	--
--	--	--	--	--	--	--	--	--	--	--	--	--
--	--	--	--	--	--	--	--	--	--	--	--	--
--	--	--	--	--	--	--	--	--	--	--	--	--
--	--	--	--	--	--	--	--	--	--	--	--	--
--	--	--	--	--	--	--	--	--	--	--	--	--
--	--	--	--	--	--	--	--	--	--	--	--	--
--	--	--	--	--	--	--	--	--	--	--	--	--

* **Turbidity** < 50 NTU and ±10% or within 1 NTU of a previous reading when <10 NTU

Constituents Sampled	Container	Number	Preservative
1,1-DCE, cis-1,2-DCE, trans-1,2-DCE, PCE, TCE, VC	40 mL Glass	3	HCL
1,4-dioxane	40 mL Glass	3	HCL

Comments

None

Well Casing Volumes

Gallons/Foot — *1" = 0.04* | *1.25" = 0.06* | *1.5" = 0.09* | *2" = 0.16* | *2.5" = 0.26* | *3" = 0.37* | *3.5" = 0.50* | *4" = 0.65* | *6" = 1.47*

Well Information

Well Location:	Boston Post ROW	Well Locked at Arrival:	yes
Condition of Well:	Good	Well Locked at Departure:	n/a
Well Completion:	Flush mount	Lock Functioning:	yes

ARCADIS

SHALLOW LOW-FLOW GROUNDWATER SAMPLING FORM

Project No.	30050315.402.01	Well ID	MW-140S			Date	5-13-21
Project Name/Location		Ford LTP		Weather	64.0 degrees F and Mostly Clear. The wind is blowing at 4.7 mph NW		
Measuring Pt. Description	Top of Casing	Screen Setting (ft-bmp)	2-7	Casing Diameter (in.)	2	Well Material	PVC
Static Water Level (ft-bmp)	4.46	Total Depth (ft-bmp)	6.45	Water Column (ft.)	1.99	Gallons in Well	0.32
		Pump Intake (ft-bmp)	5.96	Purge Method	Low-Flow	Sample Method	Grab
		Well Volumes Purged	9.75				
Sample Time: Label	13:45	Volume Purged	3.12 gallons	Replicate/Code No.	--	Sampled by	Emma Witherspoon
Purge Start	12:40						
Purge End	13:48						

Time	Minutes Elapsed between Readings	Flow Rate (mL/min) [100-300 mL/min]	Depth to Water (ft) [± 0.3]	Total Gallons Purged	pH [± 0.1]	Cond. (mS/cm) [± 3%]	Turbidity (NTU) [± 10%*]	DO (mg/L) [± 10%]	Temp. (°C) [± 3%]	Redox (mV) [± 10mV]	Appearance	
											Color	Odor
12:45	0	200	4.50	0.00	8.19	0.24	0.87	2.02	11.7	90.6	Clear	No Odor
12:50	5	200	4.50	0.26	8.05	0.25	1.89	1.73	12.2	100.7	Clear	No Odor
12:55	5	200	4.50	0.52	7.87	0.31	3.36	1.39	12.5	87.2	Clear	No Odor
13:00	5	200	4.50	0.78	7.73	0.40	1.99	1.10	12.6	64.4	Clear	No Odor
13:05	5	200	4.50	1.04	7.64	0.44	4.22	0.98	12.8	46.8	Clear	No Odor
13:10	5	200	4.50	1.30	7.61	0.45	1.87	0.80	12.7	21.4	Clear	No Odor
13:15	5	200	4.50	1.56	7.62	0.46	0.39	0.70	12.9	0.2	Clear	No Odor
13:20	5	200	4.50	1.82	7.60	0.46	0.34	0.63	12.7	-13.7	Clear	No Odor
13:25	5	200	4.50	2.08	7.59	0.47	1.81	0.62	12.7	-16.9	Clear	No Odor
13:30	5	200	4.50	2.34	7.59	0.48	1.05	0.57	12.7	-17.9	Clear	No Odor
13:35	5	200	4.50	2.60	7.59	0.48	0.19	0.53	12.0	-16.8	Clear	No Odor
13:40	5	200	4.50	2.86	7.57	0.48	0.55	0.59	12.4	-15.9	Clear	No Odor
13:45	5	200	4.50	3.12	7.57	0.48	0.48	0.52	12.5	-16.2	Clear	No Odor
--	--	--	--	--	--	--	--	--	--	--	--	--
--	--	--	--	--	--	--	--	--	--	--	--	--
--	--	--	--	--	--	--	--	--	--	--	--	--
--	--	--	--	--	--	--	--	--	--	--	--	--
--	--	--	--	--	--	--	--	--	--	--	--	--
--	--	--	--	--	--	--	--	--	--	--	--	--
--	--	--	--	--	--	--	--	--	--	--	--	--

* **Turbidity** < 50 NTU and ±10% or within 1 NTU of a previous reading when <10 NTU

Constituents Sampled	Container	Number	Preservative
1,1-DCE, cis-1,2-DCE, trans-1,2-DCE, PCE, TCE, VC	40 mL Glass	3	HCL
1,4-dioxane	40 mL Glass	3	HCL

Comments

None

Well Casing Volumes

Gallons/Foot — *1" = 0.04* | *1.25" = 0.06* | *1.5" = 0.09* | *2" = 0.16* | *2.5" = 0.26* | *3" = 0.37* | *3.5" = 0.50* | *4" = 0.65* | *6" = 1.47*

Well Information

Well Location:	Boston Post ROW	Well Locked at Arrival:	yes
Condition of Well:	Good	Well Locked at Departure:	n/a
Well Completion:	Flush mount	Lock Functioning:	yes

ARCADIS

SHALLOW LOW-FLOW GROUNDWATER SAMPLING FORM

Project No.	30050315.402.01	Well ID	MW-141S			Date	5-17-21
Project Name/Location		Ford LTP		Weather	70.0 degrees F and Cloudy. The wind is blowing S/SE at 5.8 mph.		
Measuring Pt. Description	Top of Casing	Screen Setting (ft-bmp)	3-8	Casing Diameter (in.)	2	Well Material	PVC
Static Water Level (ft-bmp)	6.19	Total Depth (ft-bmp)	7.68	Water Column (ft.)	1.49	Gallons in Well	0.24
		Pump Intake (ft-bmp)	7.19	Purge Method	Low-Flow	Sample Method	Grab
		Well Volumes Purged	5.75				
Sample Time: Label	13:31	Volume Purged	1.38 gallons	Replicate/Code No.	--	Sampled by	Allyson Hartz
Purge Start	12:59						
Purge End	13:35						

Time	Minutes Elapsed between Readings	Flow Rate (mL/min) [100-300 mL/min]	Depth to Water (ft) [± 0.3]	Total Gallons Purged	pH [± 0.1]	Cond. (mS/cm) [± 3%]	Turbidity (NTU) [± 10%*]	DO (mg/L) [± 10%]	Temp. (°C) [± 3%]	Redox (mV) [± 10mV]	Appearance	
											Color	Odor
13:00	0	175	6.38	0.00	7.27	0.92	0.02	1.75	11.8	62.4	Clear	No Odor
13:05	5	175	6.38	0.23	7.19	0.92	8.65	3.16	12.4	70.3	Clear	No Odor
13:10	5	175	6.38	0.46	7.17	0.92	6.75	1.39	11.5	69.9	Clear	No Odor
13:15	5	175	6.38	0.69	7.16	0.92	4.73	1.06	11.4	69.7	Clear	No Odor
13:20	5	175	6.38	0.92	7.12	0.92	2.17	0.49	11.2	68.8	Clear	No Odor
13:25	5	175	6.38	1.15	7.12	0.92	2.48	0.37	11.2	66.3	Clear	No Odor
13:30	5	175	6.38	1.38	7.11	0.93	1.54	0.38	11.1	62.4	Clear	No Odor
--	--	--	--	--	--	--	--	--	--	--	--	--
--	--	--	--	--	--	--	--	--	--	--	--	--
--	--	--	--	--	--	--	--	--	--	--	--	--
--	--	--	--	--	--	--	--	--	--	--	--	--
--	--	--	--	--	--	--	--	--	--	--	--	--
--	--	--	--	--	--	--	--	--	--	--	--	--
--	--	--	--	--	--	--	--	--	--	--	--	--
--	--	--	--	--	--	--	--	--	--	--	--	--
--	--	--	--	--	--	--	--	--	--	--	--	--
--	--	--	--	--	--	--	--	--	--	--	--	--
--	--	--	--	--	--	--	--	--	--	--	--	--
--	--	--	--	--	--	--	--	--	--	--	--	--
--	--	--	--	--	--	--	--	--	--	--	--	--

* **Turbidity** < 50 NTU and ±10% or within 1 NTU of a previous reading when <10 NTU

Constituents Sampled	Container	Number	Preservative
1,1-DCE, cis-1,2-DCE, trans-1,2-DCE, PCE, TCE, VC	40 mL Glass	3	HCL
1,4-dioxane	40 mL Glass	3	HCL

Comments

None

Well Casing Volumes

Gallons/Foot — *1" = 0.04* | *1.25" = 0.06* | *1.5" = 0.09* | *2" = 0.16* | *2.5" = 0.26* | *3" = 0.37* | *3.5" = 0.50* | *4" = 0.65* | *6" = 1.47*

Well Information

Well Location:	Boston Post ROW	Well Locked at Arrival:	yes
Condition of Well:	Good	Well Locked at Departure:	n/a
Well Completion:	Flush mount	Lock Functioning:	yes

ARCADIS

SHALLOW LOW-FLOW GROUNDWATER SAMPLING FORM

Project No.	30050315.402.01	Well ID	MW-142S			Date	5-14-21
Project Name/Location		Ford LTP		Weather	45.0 degrees F and Clear. The wind is blowing WNW at 4 mph.		
Measuring Pt. Description	Top of Casing	Screen Setting (ft-bmp)	2.5-7.5	Casing Diameter (in.)	2	Well Material	PVC
Static Water Level (ft-bmp)	4.52	Total Depth (ft-bmp)	6.74	Water Column (ft.)	2.22	Gallons in Well	0.36
		Pump Intake (ft-bmp)	6.02	Purge Method	Low-Flow	Sample Method	Grab
		Well Volumes Purged	3.69				
Sample Time: Label	9:06	Volume Purged	1.33 gallons	Replicate/Code No.	--	Sampled by	Andrew Banitt
Purge Start	8:28						
Purge End	9:10						

Time	Minutes Elapsed between Readings	Flow Rate (mL/min) [100-300 mL/min]	Depth to Water (ft) [± 0.3]	Total Gallons Purged	pH [± 0.1]	Cond. (mS/cm) [± 3%]	Turbidity (NTU) [± 10%*]	DO (mg/L) [± 10%]	Temp. (°C) [± 3%]	Redox (mV) [± 10mV]	Appearance	
											Color	Odor
8:29	0	140	4.58	0.00	6.11	2.01	46.50	2.08	10.9	160.1	Cloudy	No Odor
8:34	5	135	4.58	0.18	6.21	1.92	36.40	0.76	10.6	92.6	Cloudy	No Odor
8:39	5	130	4.59	0.36	6.34	1.91	22.70	0.52	10.6	63.5	Clear	No Odor
8:44	5	150	4.62	0.53	6.44	1.92	5.82	0.32	10.5	43.3	Clear	No Odor
8:49	5	150	4.62	0.73	6.49	1.93	4.71	0.11	10.5	32.3	Clear	No Odor
8:54	5	150	4.62	0.93	6.54	1.93	0.02	0.09	10.5	23.2	Clear	No Odor
8:59	5	150	4.62	1.13	6.58	1.93	0.02	0.04	10.5	18.5	Clear	No Odor
9:04	5	150	4.62	1.33	6.60	1.93	0.02	0.05	10.5	15.2	Clear	No Odor
--	--	--	--	--	--	--	--	--	--	--	--	--
--	--	--	--	--	--	--	--	--	--	--	--	--
--	--	--	--	--	--	--	--	--	--	--	--	--
--	--	--	--	--	--	--	--	--	--	--	--	--
--	--	--	--	--	--	--	--	--	--	--	--	--
--	--	--	--	--	--	--	--	--	--	--	--	--
--	--	--	--	--	--	--	--	--	--	--	--	--
--	--	--	--	--	--	--	--	--	--	--	--	--
--	--	--	--	--	--	--	--	--	--	--	--	--
--	--	--	--	--	--	--	--	--	--	--	--	--
--	--	--	--	--	--	--	--	--	--	--	--	--

* **Turbidity** < 50 NTU and ±10% or within 1 NTU of a previous reading when <10 NTU

Constituents Sampled	Container	Number	Preservative
1,1-DCE, cis-1,2-DCE, trans-1,2-DCE, PCE, TCE, VC	40 mL Glass	3	HCL
1,4-dioxane	40 mL Glass	3	HCL

Comments

None

Well Casing Volumes

Gallons/Foot — *1" = 0.04* | *1.25" = 0.06* | *1.5" = 0.09* | *2" = 0.16* | *2.5" = 0.26* | *3" = 0.37* | *3.5" = 0.50* | *4" = 0.65* | *6" = 1.47*

Well Information

Well Location:	Rosati ROW	Well Locked at Arrival:	yes
Condition of Well:	Good	Well Locked at Departure:	n/a
Well Completion:	Flush mount	Lock Functioning:	yes

ARCADIS

SHALLOW LOW-FLOW GROUNDWATER SAMPLING FORM

Project No.	30050315.402.01	Well ID	MW-192S			Date	5-6-21
Project Name/Location	Ford LTP			Weather	51.1 degrees F and Mostly Cloudy. The wind is blowing S at 3.4 mph.		
Measuring Pt. Description	Top of Casing	Screen Setting (ft-bmp)	2.5-7.5	Casing Diameter (in.)	2	Well Material	PVC
Static Water Level (ft-bmp)	2.27	Total Depth (ft-bmp)	7.67	Water Column (ft.)	5.40	Gallons in Well	0.88
		Pump Intake (ft-bmp)	3.77	Purge Method	Low-Flow	Sample Method	Grab
		Well Volumes Purged	2.61				
Sample Time: Label	8:50	Volume Purged	2.3 gallons	Replicate/Code No.	MW-192S-MS_050621, MW-192S-MSD_050621	Sampled by	Allyson Hartz
Purge Start	7:59						
Purge End	9:00						

Time	Minutes Elapsed between Readings	Flow Rate (mL/min) [100-300 mL/min]	Depth to Water (ft) [± 0.3]	Total Gallons Purged	pH [± 0.1]	Cond. (mS/cm) [± 3%]	Turbidity (NTU) [± 10%*]	DO (mg/L) [± 10%]	Temp. (°C) [± 3%]	Redox (mV) [± 10mV]	Appearance	
											Color	Odor
8:00	0	175	2.41	0.00	7.51	0.89	5.96	0.44	10.1	189.6	Clear, Small White Particulates	No Odor
8:05	5	175	2.41	0.23	7.45	0.78	5.73	0.25	10.1	130.3	Clear, Small White Particulates	No Odor
8:10	5	175	2.41	0.46	7.38	0.99	1.81	0.20	9.8	100.8	Clear, Small Black Particulates	No Odor
8:15	5	175	2.41	0.69	7.35	1.43	1.29	0.20	9.7	68.3	Clear, Small Black Particulates	No Odor
8:20	5	175	2.41	0.92	7.38	1.52	0.29	0.21	9.6	23.6	Clear, Small White Particulates	No Odor
8:25	5	175	2.41	1.15	7.39	1.57	0.02	0.19	9.7	-0.2	Clear	No Odor
8:30	5	175	2.48	1.38	7.40	1.60	0.02	0.20	9.7	-13.9	Clear	No Odor
8:35	5	175	2.48	1.61	7.40	1.62	0.02	0.21	9.7	-22.8	Clear	No Odor
8:40	5	175	2.48	1.84	7.41	1.65	0.02	0.20	9.7	-29.7	Clear	No Odor
8:45	5	175	2.48	2.07	7.41	1.68	0.02	0.18	9.6	-33.5	Clear	No Odor
8:50	5	175	2.48	2.30	7.41	1.67	0.02	0.21	9.7	-35.2	Clear	No Odor
--	--	--	--	--	--	--	--	--	--	--	--	--
--	--	--	--	--	--	--	--	--	--	--	--	--
--	--	--	--	--	--	--	--	--	--	--	--	--
--	--	--	--	--	--	--	--	--	--	--	--	--
--	--	--	--	--	--	--	--	--	--	--	--	--
--	--	--	--	--	--	--	--	--	--	--	--	--
--	--	--	--	--	--	--	--	--	--	--	--	--
--	--	--	--	--	--	--	--	--	--	--	--	--
--	--	--	--	--	--	--	--	--	--	--	--	--

* **Turbidity** < 50 NTU and ±10% or within 1 NTU of a previous reading when <10 NTU

Constituents Sampled	Container	Number	Preservative
1,1-DCE, cis-1,2-DCE, trans-1,2-DCE, PCE, TCE, VC	40 mL Glass	9	HCL
1,4-dioxane	40 mL Glass	9	HCL

Comments

None

Well Casing Volumes

Gallons/Foot					
	1" = 0.04	1.5" = 0.09	2.5" = 0.26	3.5" = 0.50	6" = 1.47
	1.25" = 0.06	2" = 0.16	3" = 0.37	4" = 0.65	

Well Information

Well Location:	Beacon ROW	Well Locked at Arrival:	yes
Condition of Well:	Good	Well Locked at Departure:	n/a
Well Completion:	Flush mount	Lock Functioning:	yes

APPENDIX D

Transducer Data

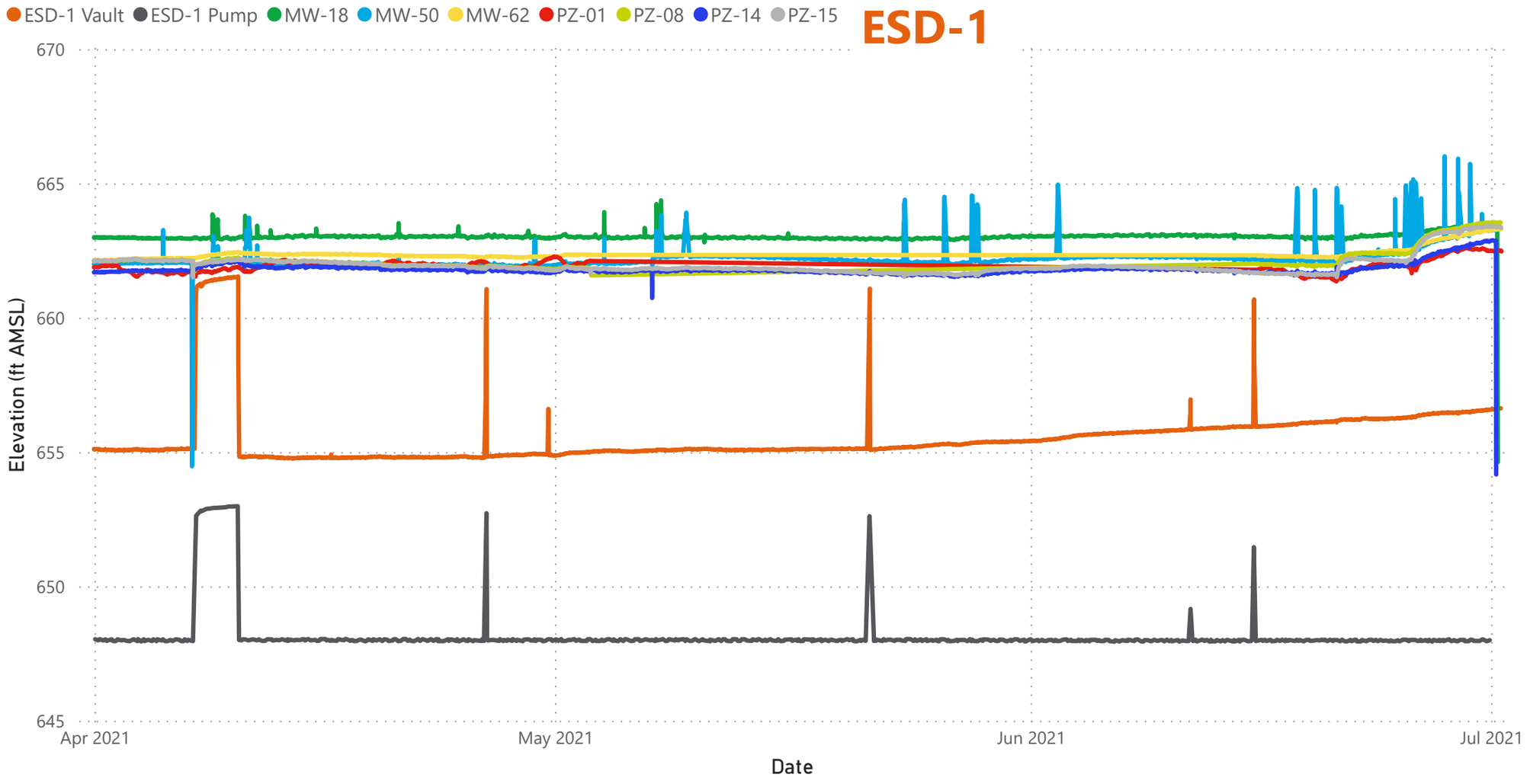

Transducer Download Date

- Wednesday, April 7, 2021
- Monday, May 3, 2021
- Friday, May 7, 2021
- Thursday, July 1, 2021

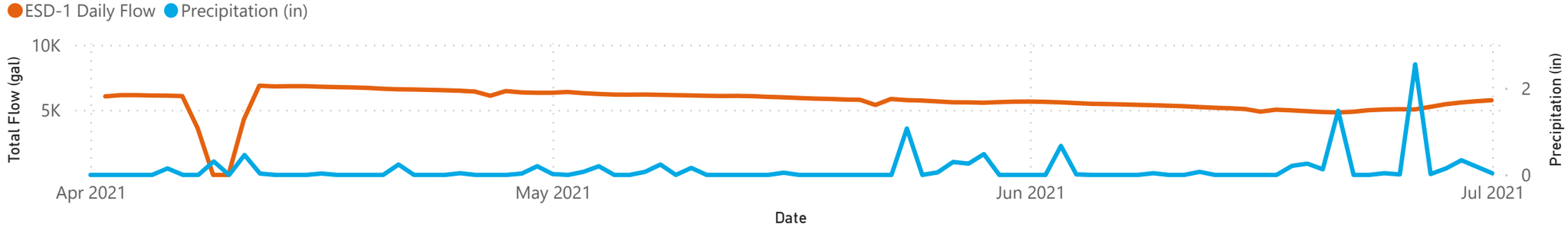

This document is a DRAFT document that has not received approval from EGLE. This document was prepared pursuant to a court Consent Decree. The opinions, findings, and conclusions expressed are those of the authors and not those of EGLE.

PN:30080642

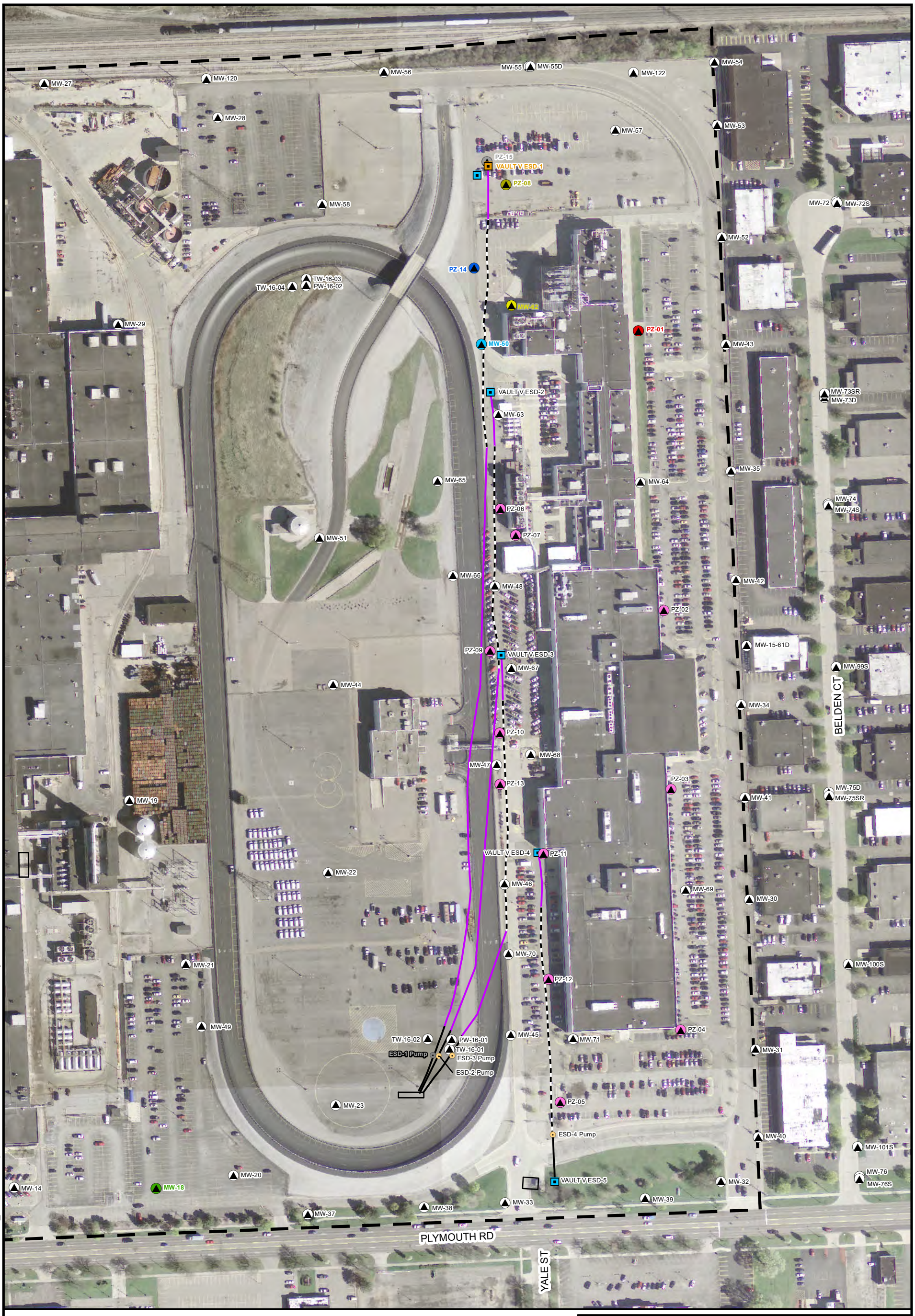

CITY: Novi DIV: ENV DB: MG PIC: R. ELLIS PM: K. HINSKEY PROJECT NUMBER: 30080642 COORDINATE SYSTEM: NAD 1983 StatePlane Michigan South FIPS 2113 Feet
T:_ENV\NoviBrighton_MI\Ford\Livonia\GIS\docs\2020-03\ESD1_TransducerMap.mxd PLOTTED: 7/15/2020 3:40:54 PM BY: tjscott

LEGEND

- MONITORING WELL
- PIEZOMETER
- ESD PUMP
- VAULT
- WELL BLANK CASING (4-INCH SDR-11 HDPE)
- WELL BLANK CASING (6-INCH SDR-11 HDPE)
- WELL SCREEN (4-INCH SDR-11 HDPE, CUSTOM SLOTTED)
- FORD PROPERTY BOUNDARY

NOTES:

1. SYMBOLOGY COLOR-CODING CORRESPONDS TO ASSOCIATED TRANSDUCER DATA. REFER TO ATTACHED GRAPH.

N

0 100 200

SCALE IN FEET
1 inch = 200 feet

FORD MOTOR COMPANY
LIVONIA TRANSMISSION PLANT
LIVONIA, MICHIGAN

PERFORMANCE MONITORING WELLS - ESD-1

ARCADIS

Appendix D

ESD-2

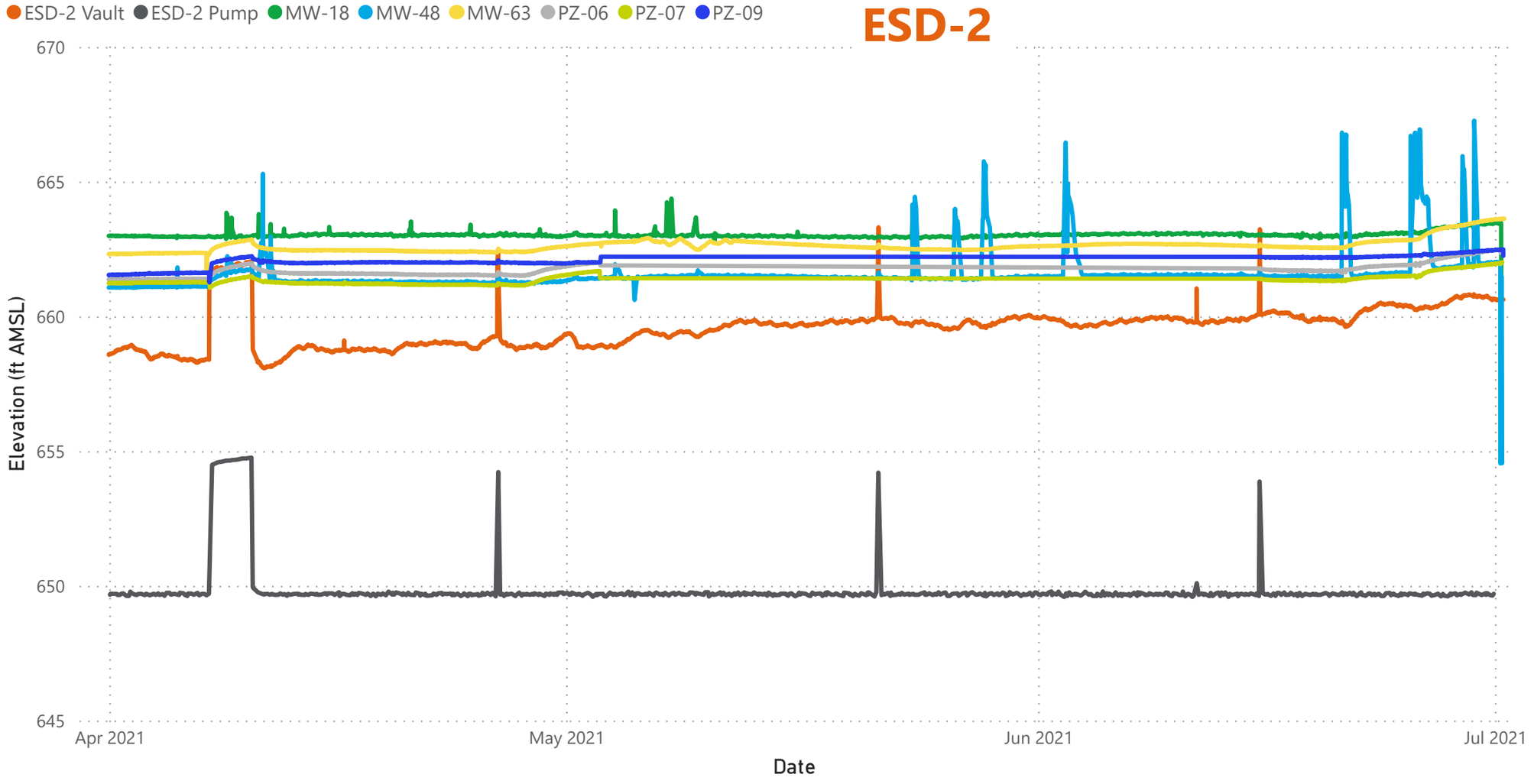

Transducer Download Date
Wednesday, April 7, 2021
Monday, May 3, 2021
Friday, May 7, 2021
Thursday, July 1, 2021

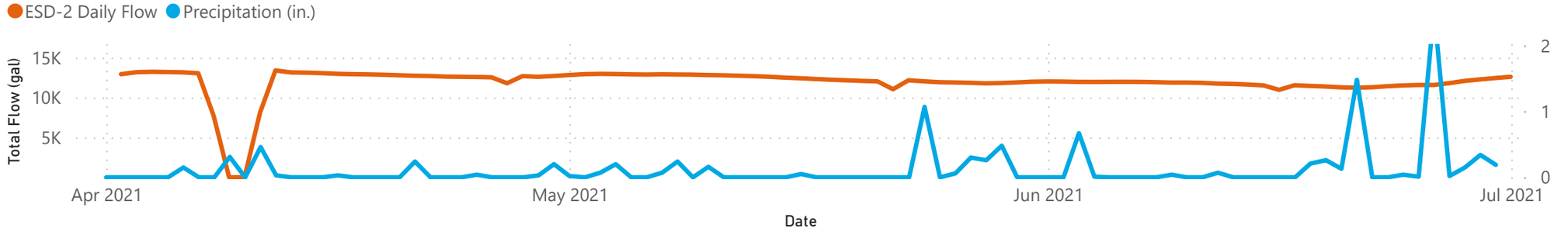

This document is a DRAFT document that has not received approval from EGLE. This document was prepared pursuant to a court Consent Decree. The opinions, findings, and conclusions expressed are those of the authors and not those of EGLE.

PN:30080642

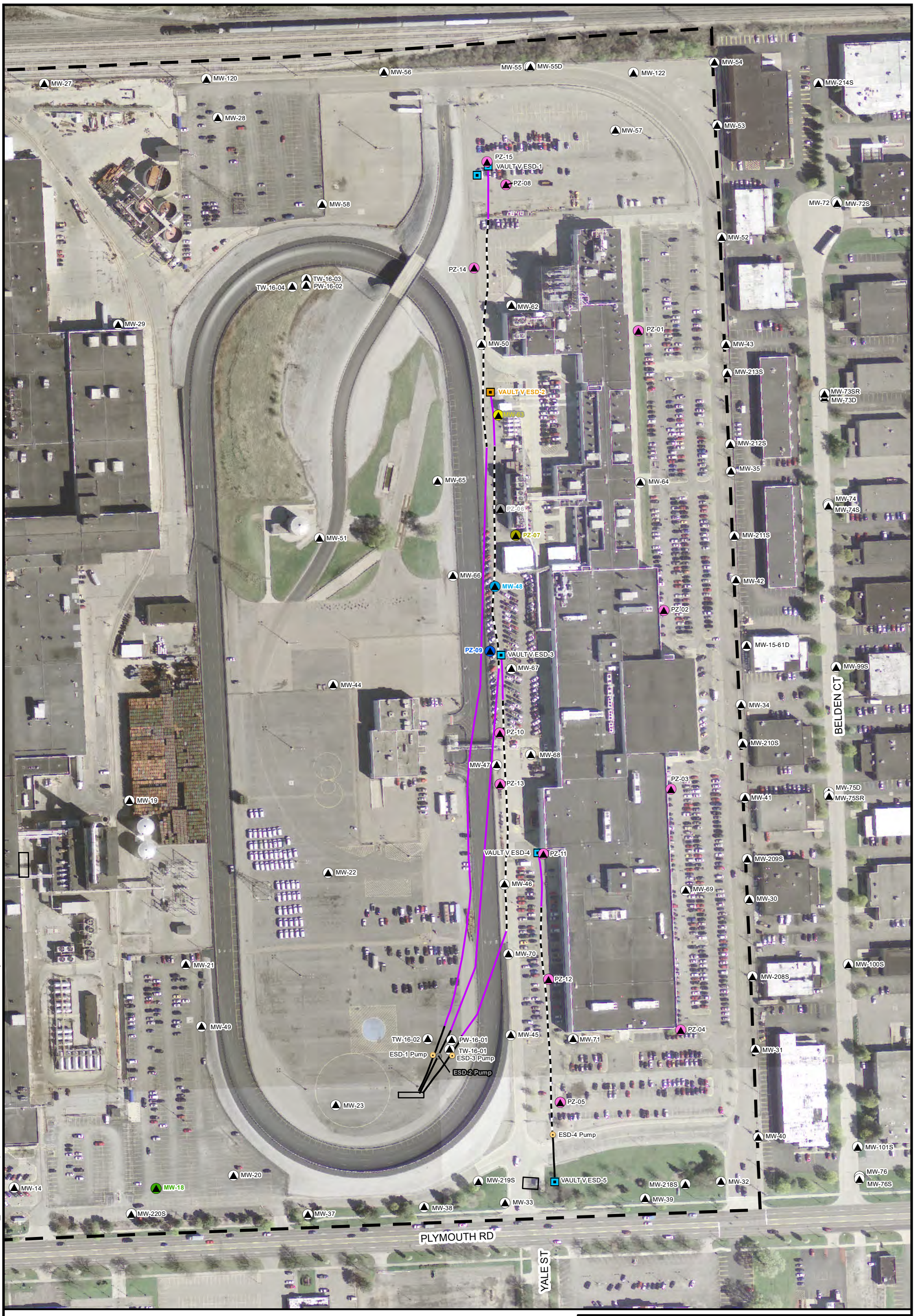

CITY: Novi DIV: ENV DB: MG PIC: R. ELLIS PM: K. HINSKEY PROJECT NUMBER: 30080642 COORDINATE SYSTEM: NAD 1983 StatePlane Michigan South FIPS 2113 Feet
T:_ENV\NoviBrighton_MI\Ford\Livonia\GIS\docs\2020-03\ESD2_TransducerMap.mxd PLOTTED: 7/15/2020 3:50:28 PM BY: tjscott

LEGEND

- MONITORING WELL
- PIEZOMETER
- ESD PUMP
- VAULT
- WELL BLANK CASING (4-INCH SDR-11 HDPE)
- WELL BLANK CASING (6-INCH SDR-11 HDPE)
- WELL SCREEN (4-INCH SDR-11 HDPE, CUSTOM SLOTTED)
- FORD PROPERTY BOUNDARY

NOTES:

1. SYMBOLOGY COLOR-CODING CORRESPONDS TO ASSOCIATED TRANSDUCER DATA. REFER TO ATTACHED GRAPH.

0 100 200

SCALE IN FEET
1 inch = 200 feet

FORD MOTOR COMPANY
LIVONIA TRANSMISSION PLANT
LIVONIA, MICHIGAN

PERFORMANCE MONITORING WELLS - ESD-2

ARCADIS

Appendix D

ESD-3

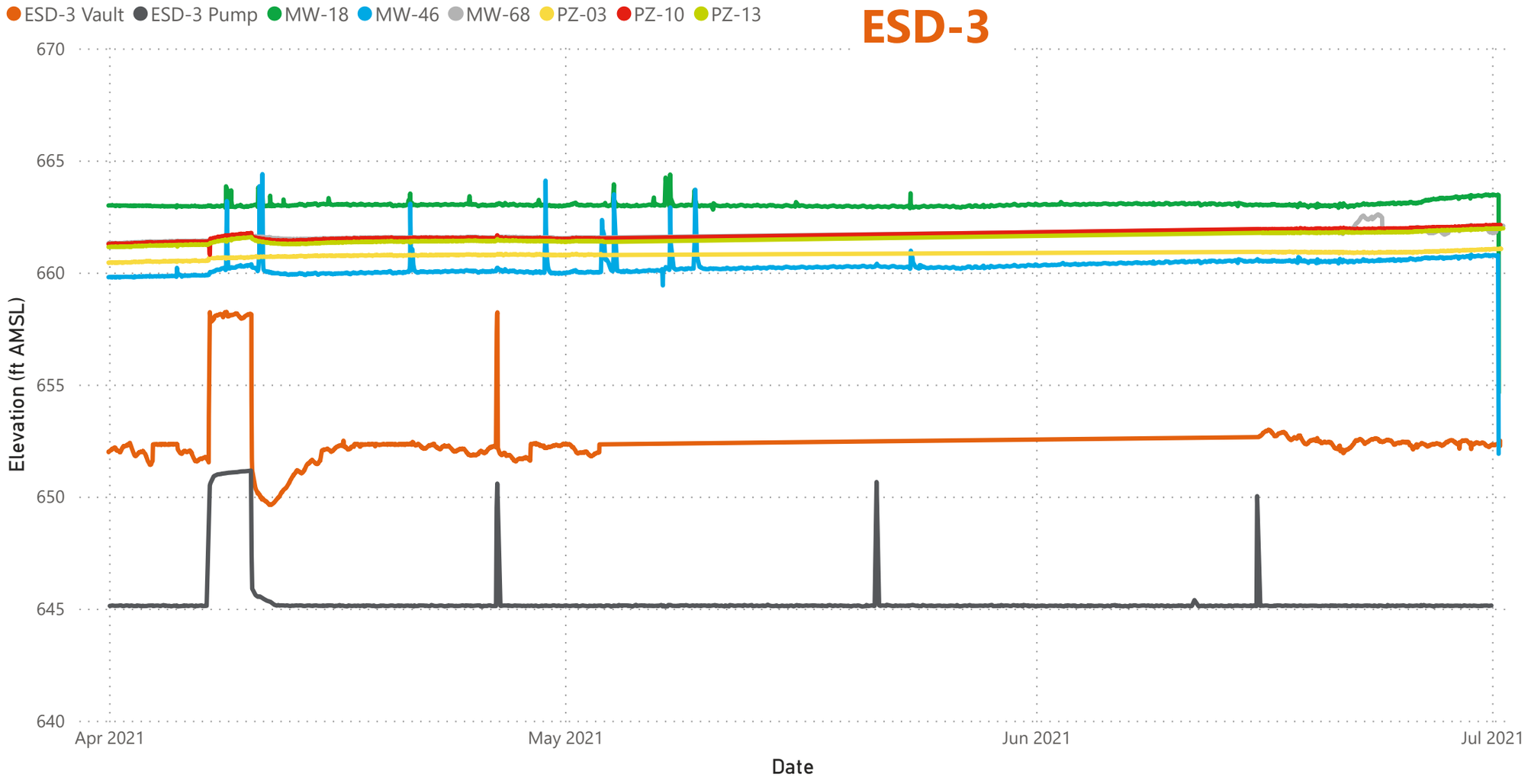

Transducer Download Date
Wednesday, April 7, 2021
Monday, May 3, 2021
Friday, May 7, 2021
Thursday, July 1, 2021

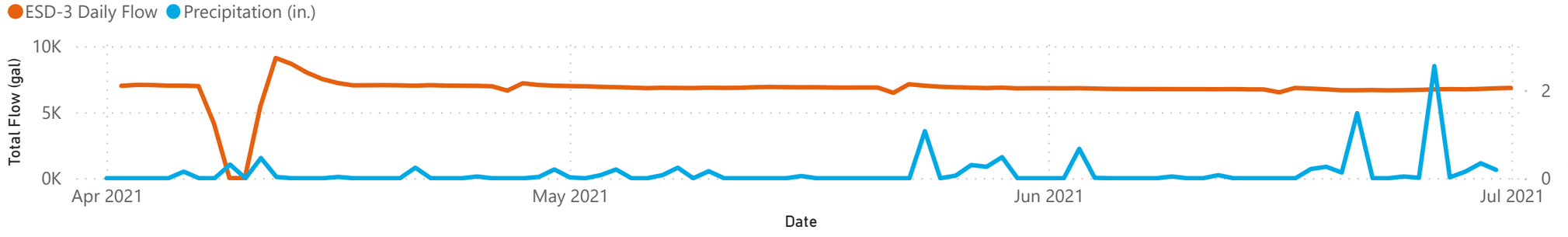

This document is a DRAFT document that has not received approval from EGLE. This document was prepared pursuant to a court Consent Decree. The opinions, findings, and conclusions expressed are those of the authors and not those of EGLE.

PN:30080642

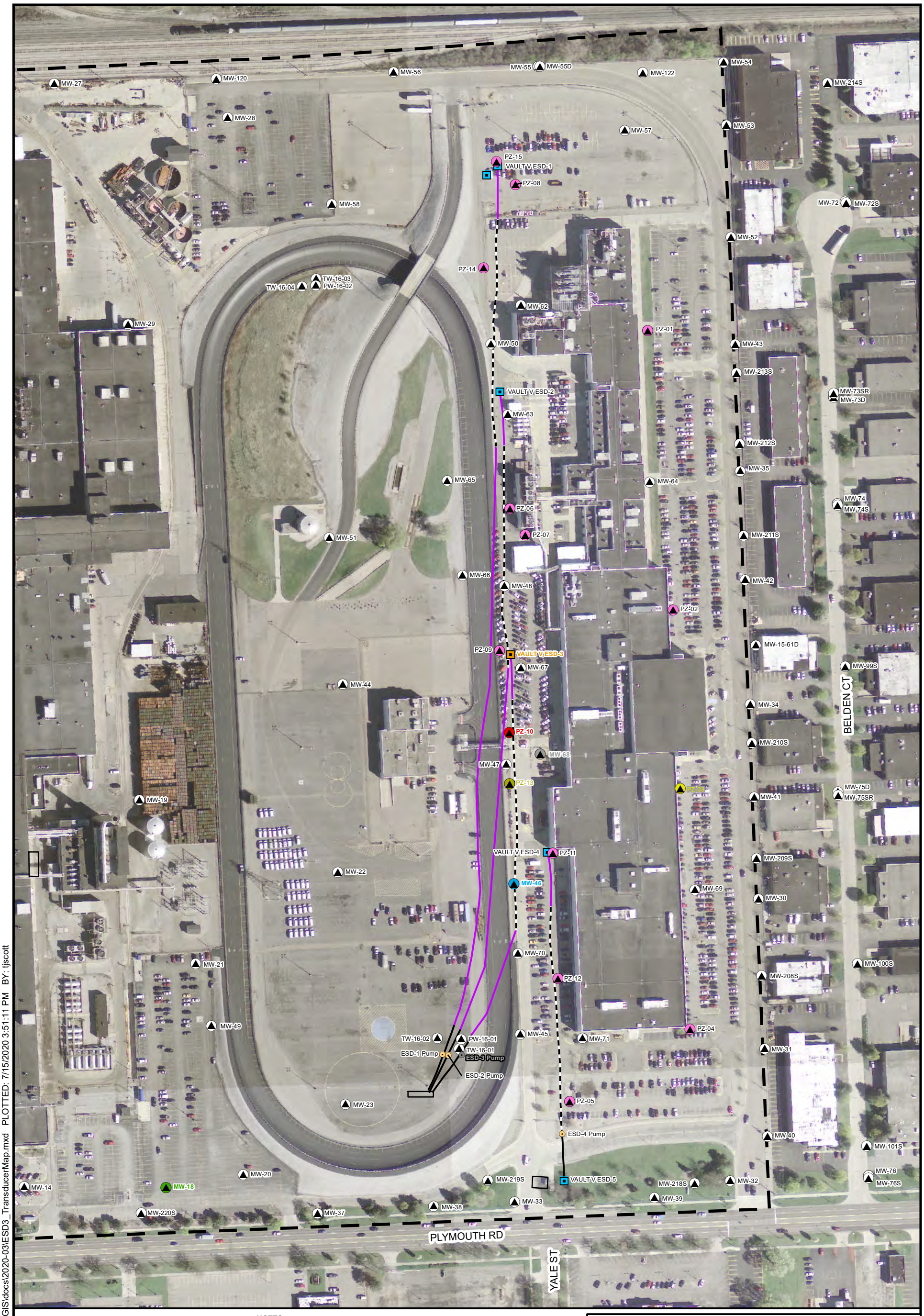

CITY: Novi DIV: ENV DB: MG PIC: R. ELLIS PM: K. HINSKEY PROJECT NUMBER: 30080642 COORDINATE SYSTEM: NAD 1983 StatePlane Michigan South FIPS 2113 Feet
T:_ENV\NoviBrighton_MI\Ford\Livonia\GIS\docs\2020-03\ESD3_TransducerMap.mxd PLOTTED: 7/15/2020 3:51:11 PM BY: tjscott

LEGEND

- MONITORING WELL
- PIEZOMETER
- ESD PUMP
- VAULT
- WELL BLANK CASING (4-INCH SDR-11 HDPE)
- WELL BLANK CASING (6-INCH SDR-11 HDPE)
- WELL SCREEN (4-INCH SDR-11 HDPE, CUSTOM SLOTTED)
- FORD PROPERTY BOUNDARY

NOTES:

1. SYMBOLOGY COLOR-CODING CORRESPONDS TO ASSOCIATED TRANSDUCER DATA. REFER TO ATTACHED GRAPH.

N

0 100 200

SCALE IN FEET
1 inch = 200 feet

FORD MOTOR COMPANY
LIVONIA TRANSMISSION PLANT
LIVONIA, MICHIGAN

PERFORMANCE MONITORING WELLS - ESD-3

ARCADIS

Appendix D

ESD-4

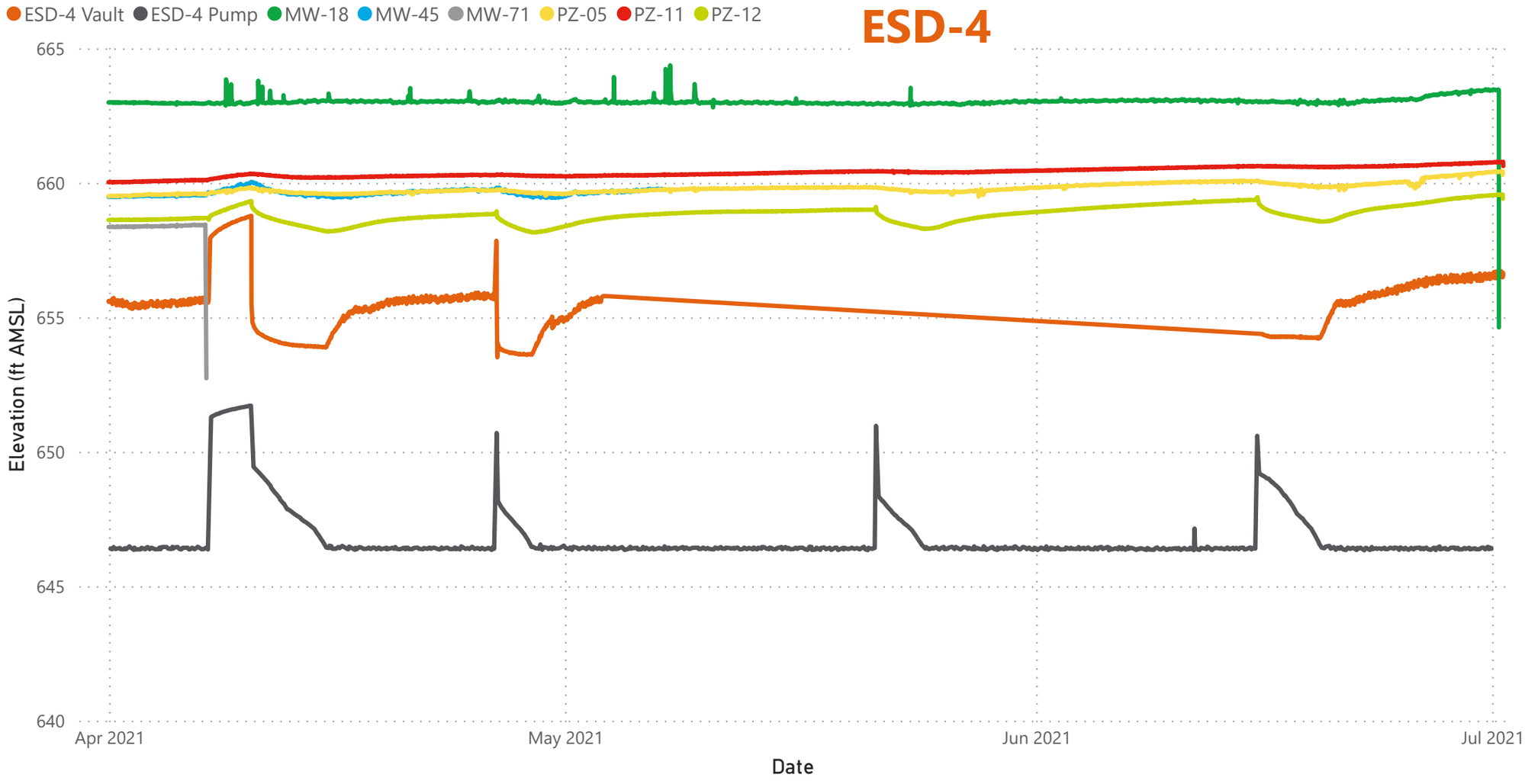

Transducer Download Date
Wednesday, April 7, 2021
Monday, May 3, 2021
Friday, May 7, 2021
Thursday, July 1, 2021

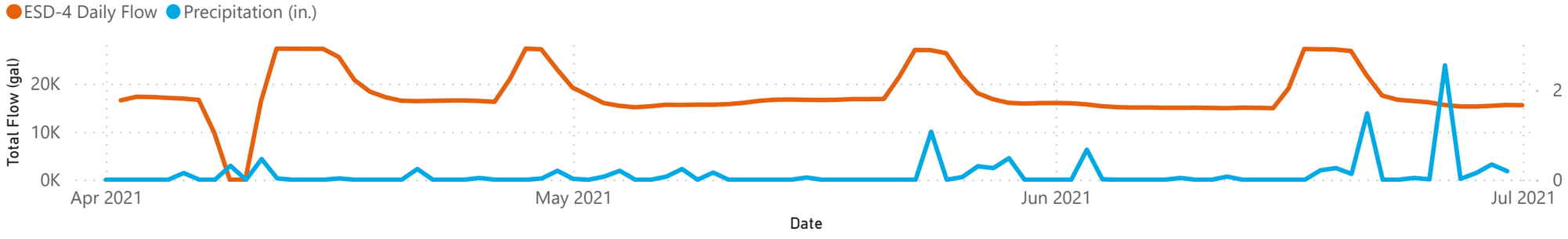

This document is a DRAFT document that has not received approval from EGLE. This document was prepared pursuant to a court Consent Decree. The opinions, findings, and conclusions expressed are those of the authors and not those of EGLE.

PN:30080642

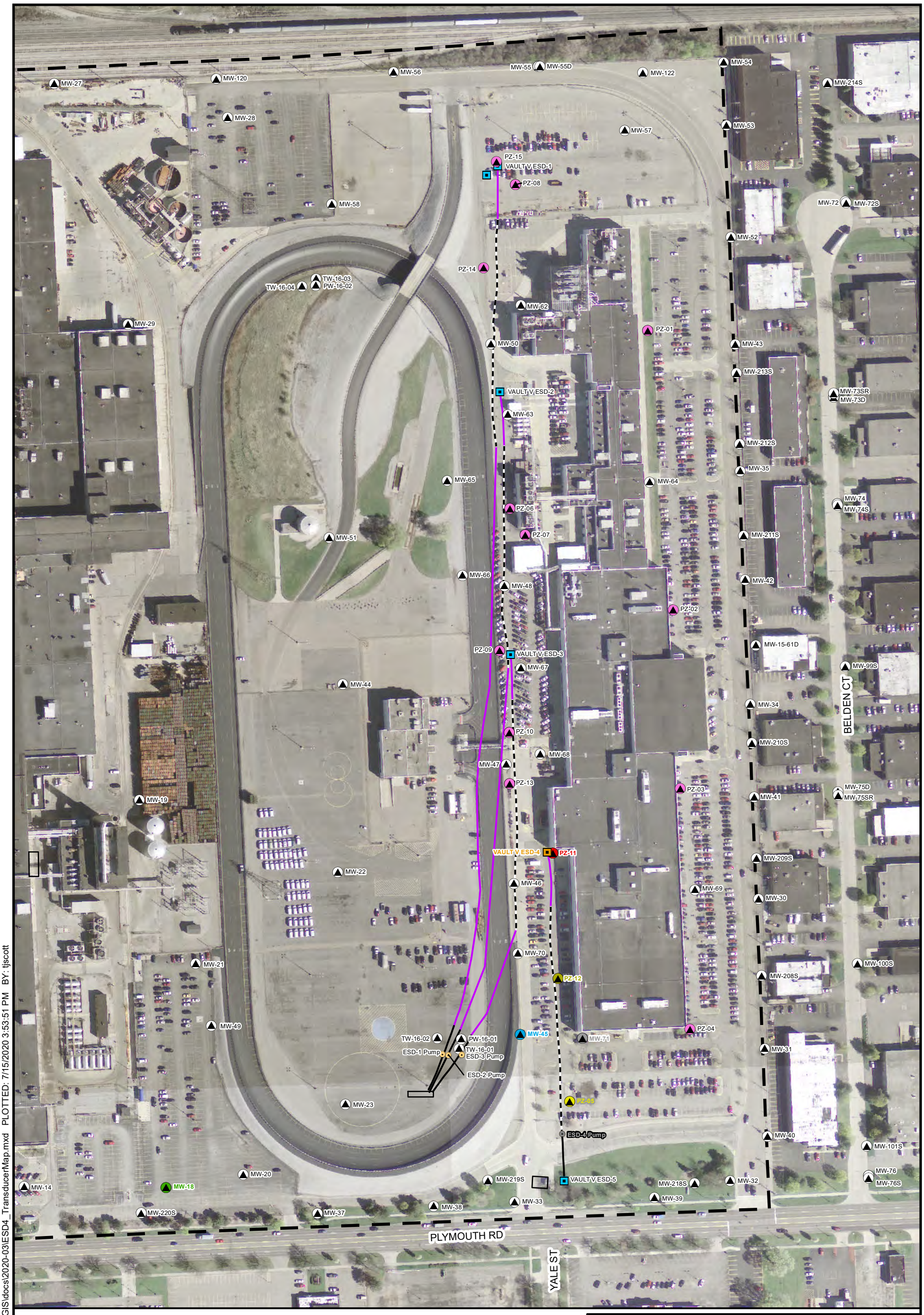

CITY: Novi DIV: ENV DB: MG PIC: R. ELLIS PM: K. HINSKEY PROJECT NUMBER: 30080642 COORDINATE SYSTEM: NAD 1983 StatePlane Michigan South FIPS 2113 Feet
T:_ENV\NoviBrighton_MI\Ford\Livonia\GIS\docs\2020-03\ESD4_TransducerMap.mxd PLOTTED: 7/15/2020 3:53:51 PM BY: tjscott

LEGEND

- MONITORING WELL
- PIEZOMETER
- ESD PUMP
- VAULT
- WELL BLANK CASING (4-INCH SDR-11 HDPE)
- WELL BLANK CASING (6-INCH SDR-11 HDPE)
- WELL SCREEN (4-INCH SDR-11 HDPE, CUSTOM SLOTTED)
- FORD PROPERTY BOUNDARY

NOTES:

1. SYMBOLOGY COLOR-CODING CORRESPONDS TO ASSOCIATED TRANSDUCER DATA. REFER TO ATTACHED GRAPH.

N

0 100 200

SCALE IN FEET
1 inch = 200 feet

FORD MOTOR COMPANY
LIVONIA TRANSMISSION PLANT
LIVONIA, MICHIGAN

PERFORMANCE MONITORING WELLS - ESD-4

ARCADIS

Appendix D

APPENDIX E

Stability Analysis

TREND ANALYSIS METHODOLOGY

A statistical analysis of concentration trends was performed using historical groundwater monitoring data. Mann-Kendall trend analysis was performed on datasets that met the following criteria:

1. Less than 50 percent (%) of results were non-detect.
2. Exceedances of the Michigan Department of Environment, Great Lakes, and Energy (EGLE) Non-Residential Drinking Water Criteria (EGLE 2018) were observed during at least two of the last three sampling events, or during the most recent sampling event.

The Mann-Kendall trend test is a nonparametric test that determines trend based on ranked data. As such, it is relatively insensitive to small datasets, outlier values, and nondetect concentrations, and does not require the data to fit a specific model. The basic Mann-Kendall trend test is performed by listing the concentrations of the constituent of interest in temporal order and computing the differences between a given measurement and earlier measurements (Gilbert 1987; USEPA 2009). Based on USEPA guidance, nondetect values are set to one value less than that of any detections (USEPA 2009).

The Mann-Kendall test statistic (sum of trend [S]) is the difference between the number of strictly positive differences and the number of strictly negative differences. If S is positive, an increasing trend is indicated; if S is negative, a decreasing trend is indicated; and if S is near zero, no trend is apparent. Trends with positive or negative S-statistics were accepted as statistically significant for probability values (p-values) less than or equal to 0.1 (90% confidence level). The coefficient of variation (CV) is a quantitative measure that can be used to evaluate if concentrations are stable in cases where a statistically significant trend is not apparent. CV values near or greater than 1 indicate variability in concentrations through time or suggest an underlying trend that is not statistically significant. Lower CV values indicate that concentrations are stable through time. Where no significant trend was found, the trend determination presented was based on the sign and magnitude of the S-statistic, the CV value, and qualitative assessment of concentrations through time.

REFERENCES

EGLE. 2018. Part 201 Groundwater: Residential and Nonresidential Part 201 Generic Cleanup Criteria and Screening Levels. Michigan Department of Environment, Great Lakes, and Energy. June.

Gilbert, R.O. 1987. Statistical Methods for Environmental Pollution Monitoring. John Wiley and Sons, Inc. New York.

USEPA. 2009. Statistical Analysis of Groundwater Monitoring Data at RCRA Facilities. Office of Resource Conservation and Recovery. Unified Guidance. EPA 530-R-09-007.

Summary Statistics and Mann-Kendall Results
Ford Motor Company, Livonia Transmission Plant
Livonia, Michigan

Monitoring Well	Constituent	Start Date	End Date	Minimum Concentration	Maximum Concentration	Most Recent Concentration	n	% detections	CV	S-Statistic	p-value	Trend Determination
MW-02	TCE	5/12/2016	5/10/2021	3.4 J	< 250	19 J	18	28	NA	NA	NA	NA
MW-02	Total DCE	5/12/2016	5/10/2021	550	5,080	3,650	18	100	0.5	97	< 0.01	Statistically Significant Increasing
MW-02	VC	5/12/2016	5/10/2021	140	280	210	18	100	0.2	28	0.15	Potentially Increasing
MW-05	TCE	5/13/2016	5/10/2021	0.18 J	< 1.0	< 1.0	17	18	NA	NA	NA	NA
MW-05	Total DCE	5/13/2016	5/10/2021	0.39 J	< 1.0	< 1.0	17	18	NA	NA	NA	NA
MW-05	VC	5/13/2016	5/10/2021	< 1.0	< 1.0	< 1.0	17	0	NA	NA	NA	NA
MW-09	TCE	5/12/2016	5/10/2021	< 1.0	< 1.0	< 1.0	16	0	NA	NA	NA	NA
MW-09	Total DCE	5/12/2016	5/10/2021	0.29 J	< 1.0	< 1.0	16	6	NA	NA	NA	NA
MW-09	VC	5/12/2016	5/10/2021	0.20 J	7.6	3.9	16	100	0.9	-52	0.011	Statistically Significant Decreasing
MW-10	TCE	5/13/2016	5/10/2021	< 10	< 330	27 J	18	11	NA	NA	NA	NA
MW-10	Total DCE	5/13/2016	5/10/2021	6.4 J	< 330	45 J	18	11	NA	NA	NA	NA
MW-10	VC	5/13/2016	5/10/2021	1,200	5,500	4,300	18	100	0.4	101	< 0.01	Statistically Significant Increasing
MW-22	TCE	5/10/2016	5/12/2021	0.25 J	< 200	< 25	18	6	NA	NA	NA	NA
MW-22	Total DCE	5/10/2016	5/12/2021	25	394	47	18	100	0.6	-38	0.08	Statistically Significant Decreasing
MW-22	VC	5/10/2016	5/12/2021	830	2,600	1,500	18	100	0.3	-34	0.10	Potentially Decreasing
MW-23	TCE	5/10/2016	5/6/2021	1,000	25,000	4,800	16	100	0.9	-25	0.14	Potentially Decreasing
MW-23	Total DCE	5/10/2016	5/6/2021	2,580	82,100	26,780	16	100	0.7	-16	0.25	Variable
MW-23	VC	5/10/2016	5/6/2021	77 J	2,400	500	16	81	0.7	-46	0.02	Statistically Significant Decreasing
MW-34	TCE	5/10/2016	5/15/2021	< 1.0	< 1.0	< 1.0	18	0	NA	NA	NA	NA
MW-34	Total DCE	5/10/2016	5/15/2021	0.29 J	< 1.0	< 1.0	18	67	0.3	NA	NA	Less than screening criteria
MW-34	VC	5/10/2016	5/15/2021	0.52 J	2.2	1.0	18	100	0.5	15	0.30	Stable
MW-35	TCE	5/10/2016	5/15/2021	0.11 J	< 1.0	< 1.0	17	6	NA	NA	NA	NA
MW-35	Total DCE	5/10/2016	5/15/2021	0.19 J	< 1.0	< 1.0	17	6	NA	NA	NA	NA
MW-35	VC	5/10/2016	5/15/2021	1.2	9.1	4.3	17	100	0.5	-12	0.33	Stable
MW-40	TCE	5/10/2016	5/15/2021	< 1.0	< 1.0	< 1.0	15	0	NA	NA	NA	NA
MW-40	Total DCE	5/10/2016	5/15/2021	2.5	4.2	2.5	15	100	0.2	NA	NA	Less than screening criteria
MW-40	VC	5/10/2016	5/15/2021	0.26 J	1.8	0.38 J	15	87	0.6	-18	0.20	Stable
MW-41	TCE	5/11/2016	5/15/2021	< 1.0	< 1.0	< 1.0	18	0	NA	NA	NA	NA
MW-41	Total DCE	5/11/2016	5/15/2021	0.77 J	3.5	1.2	18	100	0.4	NA	NA	Less than screening criteria
MW-41	VC	5/11/2016	5/15/2021	1.1	5.3	1.1	18	100	0.4	-58	0.01	Statistically Significant Decreasing
MW-43	TCE	5/11/2016	5/15/2021	< 1.0	< 5.0	< 1.0	18	0	NA	NA	NA	NA
MW-43	Total DCE	5/11/2016	5/15/2021	< 1.0	< 5.0	< 1.0	18	0	NA	NA	NA	NA
MW-43	VC	5/11/2016	5/15/2021	0.24 J	17	0.24 J	18	72	1.2	NA	NA	Less than screening criteria
MW-46	TCE	5/12/2016	5/7/2021	< 1.0	< 5.0	< 1.0	18	0	NA	NA	NA	NA
MW-46	Total DCE	5/12/2016	5/7/2021	1.6 J	26	2.6	18	100	0.8	NA	NA	Less than screening criteria
MW-46	VC	5/12/2016	5/7/2021	13	150	15	18	100	0.8	-53	0.02	Statistically Significant Decreasing
MW-49	TCE	5/12/2016	5/7/2021	< 50	< 2,500	< 1,300	17	0	NA	NA	NA	NA
MW-49	Total DCE	5/12/2016	5/7/2021	13,000	50,210	42,000	17	100	0.4	19	0.23	Variable
MW-49	VC	5/12/2016	5/7/2021	3,700	15,000	10,000	17	100	0.3	-3	0.47	Stable
MW-50	TCE	5/11/2016	5/7/2021	< 1.0	< 10	< 10	18	0	NA	NA	NA	NA
MW-50	Total DCE	5/11/2016	5/7/2021	2.3	23	9.6 J	18	100	0.4	NA	NA	Less than screening criteria
MW-50	VC	5/11/2016	5/7/2021	48	240	130	18	100	0.4	38	0.08	Statistically Significant Increasing
MW-52	TCE	5/11/2016	5/15/2021	< 1.0	< 5.0	< 1.0	17	0	NA	NA	NA	NA
MW-52	Total DCE	5/11/2016	5/15/2021	< 1.0	< 5.0	< 1.0	17	0	NA	NA	NA	NA
MW-52	VC	5/11/2016	5/15/2021	2.3	9.1	3.7	17	100	0.4	-68	< 0.01	Statistically Significant Decreasing
MW-54	TCE	7/27/2017	5/6/2021	< 1.0	< 1.0	< 1.0	15	0	NA	NA	NA	NA
MW-54	Total DCE	7/27/2017	5/6/2021	< 1.0	< 1.0	< 1.0	15	0	NA	NA	NA	NA
MW-54	VC	7/27/2017	5/6/2021	0.34 J	1.5	1.2	15	100	0.3	-1	0.50	Stable
MW-62	TCE	4/21/2017	5/7/2021	< 1.0	< 1.0	< 1.0	17	0	NA	NA	NA	NA
MW-62	Total DCE	4/21/2017	5/7/2021	0.23 J	1.6	< 1.0	17	41	0.9	NA	NA	Less than screening criteria
MW-62	VC	4/21/2017	5/7/2021	0.41 J	1.5	0.41 J	17	94	0.3	NA	NA	Less than screening criteria
MW-64	TCE	4/24/2017	5/12/2021	< 1.0	< 1.0	< 1.0	17	0	NA	NA	NA	NA
MW-64	Total DCE	4/24/2017	5/12/2021	0.18 J	0.37 J	0.28 J	17	76	0.2	NA	NA	Less than screening criteria
MW-64	VC	4/24/2017	5/12/2021	0.69 J	9.9	2.3	17	100	0.6	-22	0.19	Potentially Decreasing
MW-65	TCE	4/25/2017	5/11/2021	< 1.0	< 4.0	< 1.0	17	0	NA	NA	NA	NA
MW-65	Total DCE	4/25/2017	5/11/2021	3.3	7.0	5.9	17	100	0.2	NA	NA	Less than screening criteria
MW-65	VC	4/25/2017	5/11/2021	14	61	14	17	100	0.4	-101	< 0.01	Statistically Significant Decreasing
MW-66	TCE	4/25/2017	5/7/2021	< 1.0	< 1.0	< 1.0	17	0	NA	NA	NA	NA
MW-66	Total DCE	4/25/2017	5/7/2021	0.19 J	< 1.0	< 1.0	17	6	NA	NA	NA	NA
MW-66	VC	4/25/2017	5/7/2021	0.81 J	6	6.0	17	94	0.5	-7	0.40	Variable
MW-68	TCE	4/24/2017	5/5/2021	0.26 J	< 2.0	< 2.0	17	18	NA	NA	NA	NA
MW-68	Total DCE	4/24/2017	5/5/2021	11	45	42	17	100	0.4	NA	NA	Less than screening criteria
MW-68	VC	4/24/2017	5/5/2021	2.1	19	2.7	17	100	0.8	-2	0.48	Variable
MW-69	TCE	4/25/2017	5/12/2021	< 1.0	< 1.0	< 1.0	16	0	NA	NA	NA	NA
MW-69	Total DCE	4/25/2017	5/12/2021	0.19 J	< 1.0	0.28 J	16	56	0.2	NA	NA	Less than screening criteria
MW-69	VC	4/25/2017	5/12/2021	< 1.0	5.0	3.5	16	88	0.2	45	0.02	Statistically Significant Increasing
MW-71	TCE	4/24/2017	5/11/2021	< 1.0	< 1.0	< 1.0	17	0	NA	NA	NA	NA
MW-71	Total DCE	4/24/2017	5/11/2021	0.30 J	0.72 J	0.72 J	17	82	0.3	NA	NA	Less than screening criteria
MW-71	VC	4/24/2017	5/11/2021	0.29 J	0.83 J	0.29 J	17	76	0.4	NA	NA	Less than screening criteria
MW-72	TCE	5/22/2017	5/12/2021	< 1.0	< 1.0	< 1.0	17	0	NA	NA	NA	NA
MW-72	Total DCE	7/26/2017	5/12/2021	< 1.0	< 1.0	< 1.0	16	0	NA	NA	NA	NA
MW-72	VC	5/22/2017	5/12/2021	1.0	3.9	1.0	17	100	0.4	-28	0.13	Potentially Decreasing
MW-73D	TCE	5/22/2017	5/12/2021	< 1.0	< 1.0	< 1.0	17	0	NA	NA	NA	NA
MW-73D	Total DCE	7/26/2017	5/12/2021	0.19 J	< 1.0	< 1.0	16	38	0.3	NA	NA	Less than screening criteria
MW-73D	VC	5/22/2017	5/12/2021	0.28 J	1.3	< 1.0	17	53	0.4	NA	NA	Less than screening criteria
MW-73SR	TCE	12/17/2018	5/12/2021	0.15 J	< 1.0	0.22 J	11	64	0.3	NA	NA	Less than screening criteria
MW-73SR	Total DCE	12/17/2018	5/12/2021	1.3	3.4	1.7	11	100	0.3	NA	NA	Less than screening criteria
MW-73SR	VC	12/17/2018	5/12/2021	0.43 J	1.7	0.43 J	11	82	0.4	NA	NA	Less than screening criteria
MW-74	TCE	5/23/2017	5/13/2021	< 1.0	< 1.0	< 1.0	17	0	NA	NA	NA	NA
MW-74	Total DCE	7/26/2017	5/13/2021	0.33 J	1.7	0.38 J	16	81	0.6	NA	NA	Less than screening criteria
MW-74	VC	5/23/2017	5/13/2021	0.70 J	4.1	3.4	17	76	0.4	28	0.13	Potentially Increasing
MW-75D	TCE	5/23/2017	5/19/2021	< 1.0	< 1.0	< 1.0	17	0	NA	NA	NA	NA
MW-75D	Total DCE	7/26/2017	5/19/2021	< 1.0	< 1.0	< 1.0	16	0	NA	NA	NA	NA
MW-75D	VC	5/23/2017	5/19/2021	1.0	6.4	1.9	17	100	0.6	-60	< 0.01	Statistically Significant Decreasing
MW-79D	TCE	5/24/2017	5/17/2021	0.11 J	< 1.0	< 1.0	17	6	NA	NA	NA	NA
MW-79D	Total DCE	7/25/2017	5/17/2021	< 1.0	< 1.0	< 1.0	16	0	NA	NA	NA	NA
MW-79D	VC	5/24/2017	5/17/2021	1.3	4.1	2.0	17	100	0.4	-69	< 0.01	Statistically Significant Decreasing
MW-80SR	TCE	12/27/2018	5/20/2021	< 1.0	< 1.0	< 1.0	11	0	NA	NA	NA	NA
MW-80SR	Total DCE	12/27/2018	5/20/2021	0.18 J	< 1.0	< 1.0	11	9	NA	NA	NA	NA
MW-80SR	VC	12/27/2018	5/20/2021	1.4	4.3	3.4	11	100	0.4	17	0.11	Potentially Increasing
MW-85	TCE	5/25/2017	5/14/2021	< 1.0	< 1.0	< 1.0	17	0	NA	NA	NA	NA
MW-85	Total DCE	7/25/2017	5/14/2021	< 1.0	< 1.0	< 1.0	16	0	NA	NA	NA	NA
MW-85	VC	5/25/2017	5/14/2021	3.9	8.6	6.0	17	100	0.2	-63	< 0.01	Statistically Significant Decreasing
TW-16-02	TCE	4/25/2017	5/17/2021	< 20	< 1,000	< 330	16	0	NA	NA	NA	NA
TW-16-02	Total DCE	4/25/2017	5/17/2021	170	7,830	670	16	100	0.7	-60	< 0.01	Statistically Significant Decreasing
TW-16-02	VC	4/25/2017	5/17/2021	420	15,000	5,100	16	100	0.6	-72	< 0.01	Statistically Significant Decreasing
TW-16-04	TCE	4/25/2017	5/20/2021	< 1.0	< 6.7	< 2.0	16	0	NA	NA	NA	NA
TW-16-04	Total DCE	4/25/2017	5/20/2021	8.7	25	8.7	16	100	0.2	NA	NA	Less than screening criteria
TW-16-04	VC	4/25/2017	5/20/2021	20	150	20	16	100	0.6	-101	< 0.01	Statistically Significant Decreasing

Notes:
< = less than the posted reporting limit
% = percent
CV = coefficient of variation; low values indicate stable concentrations. Values near or greater than 1 suggest variability and/or a temporal trend.
DCE = dichloroethene
n = number of samples included in analysis
NA = not applicable due to elevated proportion of non-detect concentrations
p-value: values less than 0.1 indicate a statistically significant trend at 90% confidence.
S-Statistic: positive values suggest increasing trend, negative values suggest decreasing trend, values near zero indicate stability or variability.
TCE = trichloroethene
VC = vinyl chloride
1. All concentrations are micrograms per liter
2. Total DCE = sum of cis-1,2-DCE, trans-1,2-DCE, and 1,1-DCE. Non-detect concentrations taken as zero.

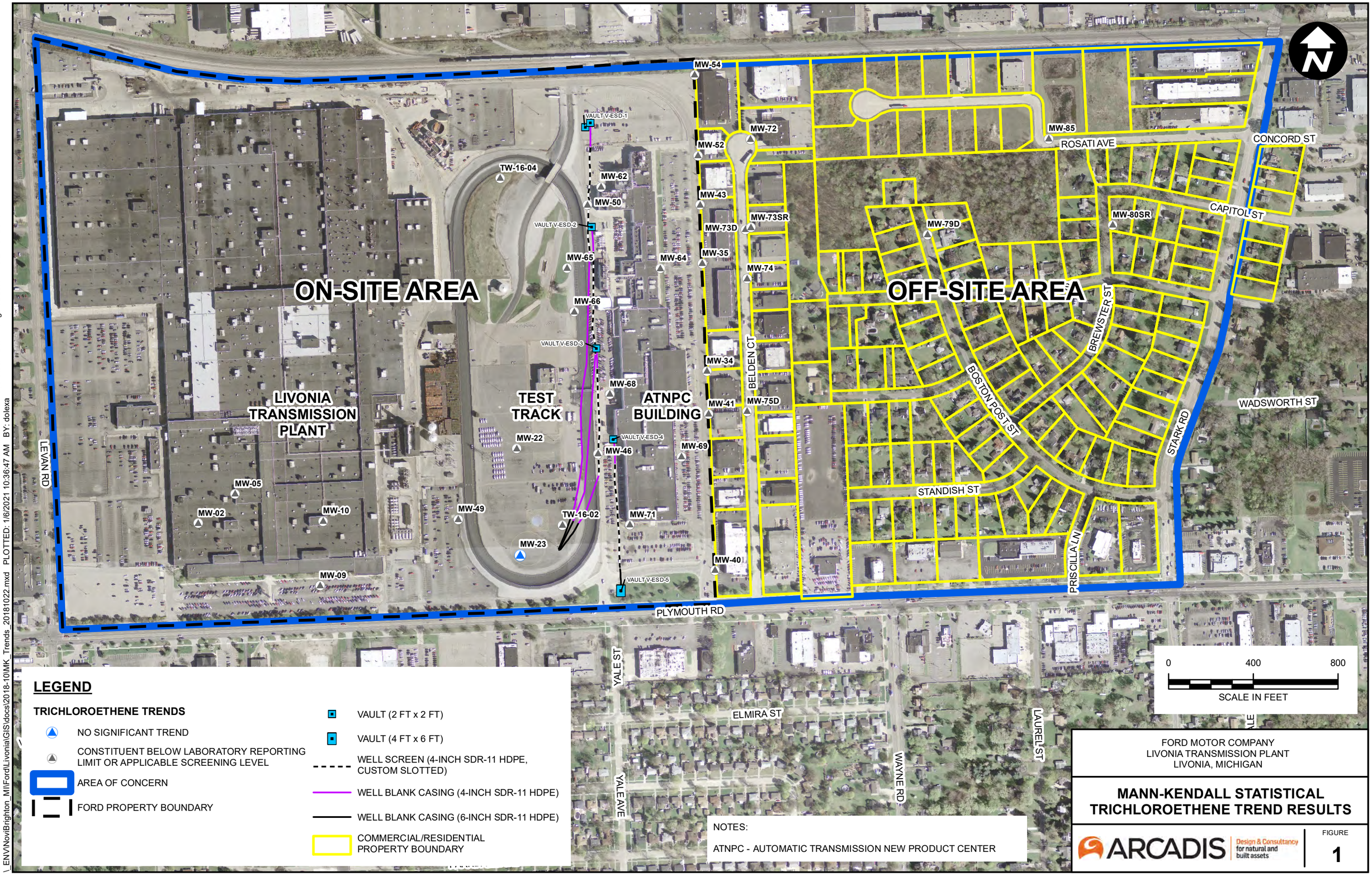

FORD MOTOR COMPANY
LIVONIA TRANSMISSION PLANT
LIVONIA, MICHIGAN

MANN-KENDALL STATISTICAL TRICHLOROETHENE TREND RESULTS

ARCADIS Design & Consultancy for natural and built assets

FIGURE 1

CITY: Novi DIV: ENV DB: MG PIC: R. ELLIS PM: K. HINSKEY PROJECT NUMBER: 30080642 COORDINATE SYSTEM: NAD 1983 StatePlane Michigan South FIPS 2113 Feet T:
_ENV\NoviBrighton_MI\Ford\Livonia\GIS\docs\2018-10\MK_Trends_20181022.mxd PLOTTED: 1/6/2021 10:36:47 AM BY: dolexa

CITY: Novi DIV: ENV DB: MG PIC: R. ELLIS PM: K. HINSKEY PROJECT NUMBER: 30080642 COORDINATE SYSTEM: NAD 1983 StatePlane Michigan South FIPS 2113 Feet T:
_ENV\NoviBrighton_MI\Ford\Livonia\GIS\docs\2018-10\MK_Trends_20181022.mxd PLOTTED: 4/19/2021 3:16:43 PM BY: dolexa

ON-SITE AREA

OFF-SITE AREA

LIVONIA TRANSMISSION PLANT

TEST TRACK

ATNPC BUILDING

MW-54 MW-72 MW-85 MW-52 TW-16-04 MW-62 MW-50 MW-43 MW-73D MW-79D MW-80SR MW-73SR MW-35 MW-74 MW-65 MW-64 MW-66 MW-34 MW-68 MW-41 MW-75D MW-22 MW-46 MW-69 MW-05 MW-02 MW-10 MW-49 TW-16-02 MW-71 MW-23 MW-40 MW-09

VAULT V-ESD-1 VAULT V-ESD-2 VAULT V-ESD-3 VAULT V-ESD-4 VAULT V-ESD-5

ROSATI AVE CONCORD ST CAPITOL ST BREWSTER ST BOSTON POST ST BELDEN CT STARK RD WADSWORTH ST STANDISH ST PRISCILLA LN LEVAN RD PLYMOUTH RD YALE ST YALE AVE ELMIRA ST WAYNE RD LAUREL ST

LEGEND

TOTAL DICHLOROETHENE TRENDS

- INCREASING TREND
- DECREASING TREND
- NO SIGNIFICANT TREND
- CONSTITUENT BELOW LABORATORY REPORTING LIMIT OR APPLICABLE SCREENING LEVEL
- AREA OF CONCERN
- FORD PROPERTY BOUNDARY

- VAULT (2 FT x 2 FT)
- VAULT (4 FT x 6 FT)
- WELL SCREEN (4-INCH SDR-11 HDPE, CUSTOM SLOTTED)
- WELL BLANK CASING (4-INCH SDR-11 HDPE)
- WELL BLANK CASING (6-INCH SDR-11 HDPE)
- COMMERCIAL/RESIDENTIAL PROPERTY BOUNDARY

0 400 800

SCALE IN FEET

NOTES:

ATNPC - AUTOMATIC TRANSMISSION NEW PRODUCT CENTER

FORD MOTOR COMPANY
LIVONIA TRANSMISSION PLANT
LIVONIA, MICHIGAN

MANN-KENDALL STATISTICAL 1,2-DICHLOROETHENE TREND RESULTS

ARCADIS Design & Consultancy for natural and built assets

FIGURE 2

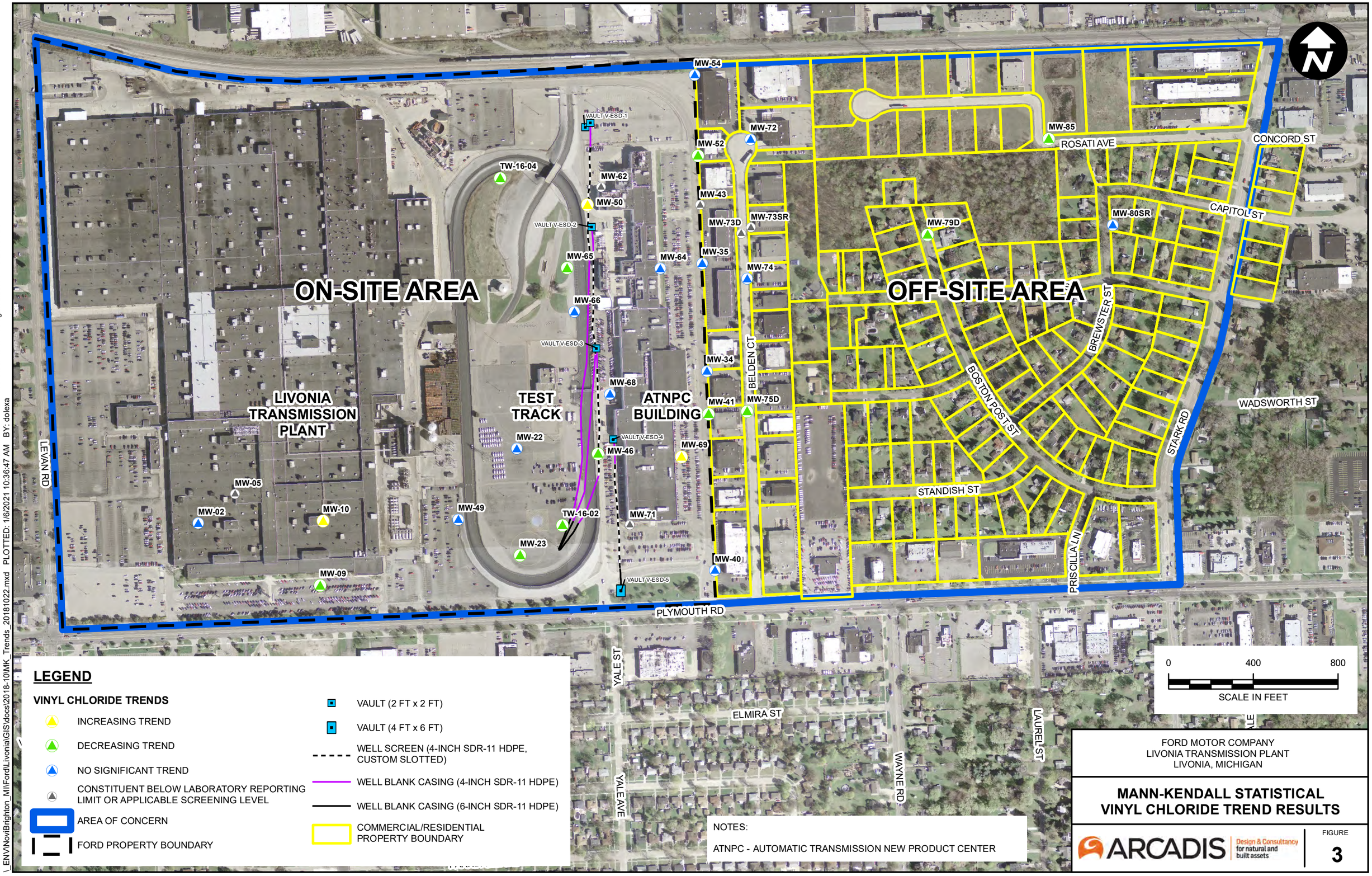

FORD MOTOR COMPANY
LIVONIA TRANSMISSION PLANT
LIVONIA, MICHIGAN

MANN-KENDALL STATISTICAL VINYL CHLORIDE TREND RESULTS

ARCADIS Design & Consultancy for natural and built assets

FIGURE 3

CITY: Novi DIV: ENV DB: MG PIC: R. ELLIS PM: K. HINSKEY PROJECT NUMBER: 30080642 COORDINATE SYSTEM: NAD 1983 StatePlane Michigan South FIPS 2113 Feet T:
_ENV\NoviBrighton_MI\Ford\Livonia\GIS\docs\2018-10\MK_Trends_20181022.mxd PLOTTED: 1/6/2021 10:36:47 AM BY: dolexa

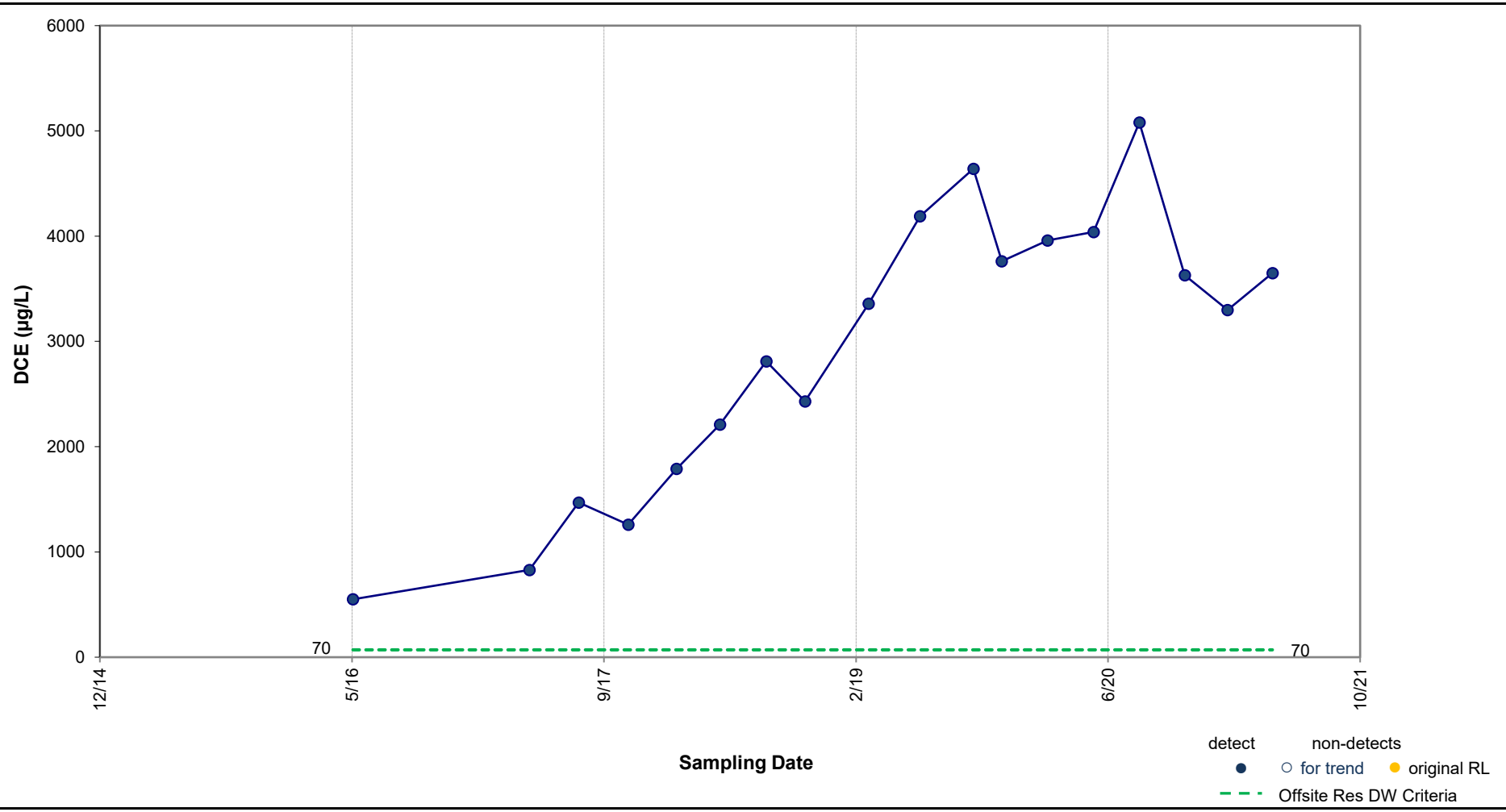

Results of Mann-Kendall Test for Trend: **INCREASING TREND**

p value = <0.001 Note: p value < 0.1 indicates a statistically significant trend (90% confidence level).

ARCADIS Design & Consultancy for natural and built assets

Concentration vs. Time Plot – DCE in MW-02

Ford Motor Company, Livonia Transmission Plant, Livonia, Michigan

Figure 4

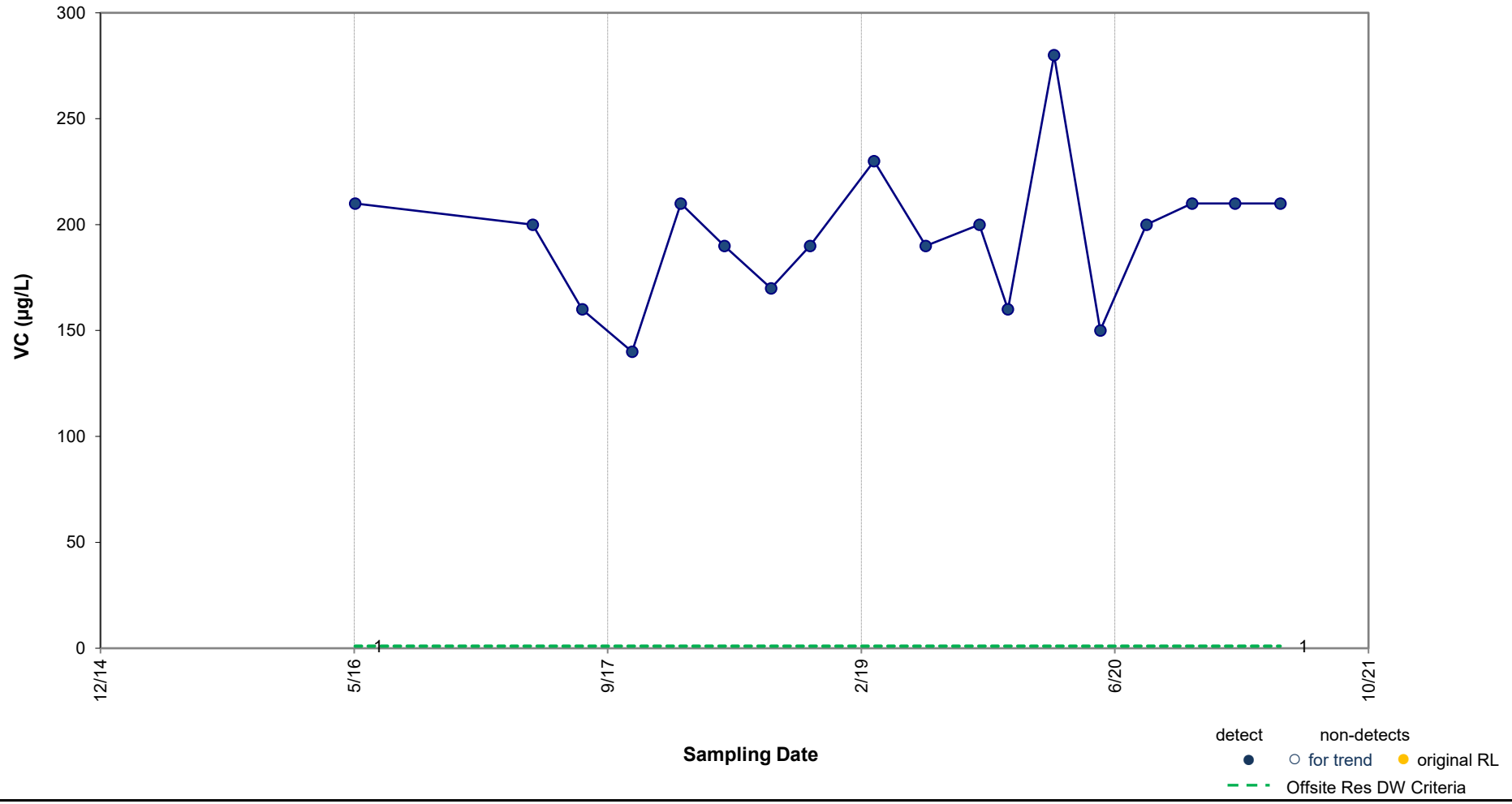

Results of Mann-Kendall Test for Trend: **No Significant Trend**

p value = 0.149 Note: p value < 0.1 indicates a statistically significant trend (90% confidence level).

ARCADIS Design & Consultancy for natural and built assets

Concentration vs. Time Plot – VC in MW-02

Ford Motor Company, Livonia Transmission Plant, Livonia, Michigan

Figure 5

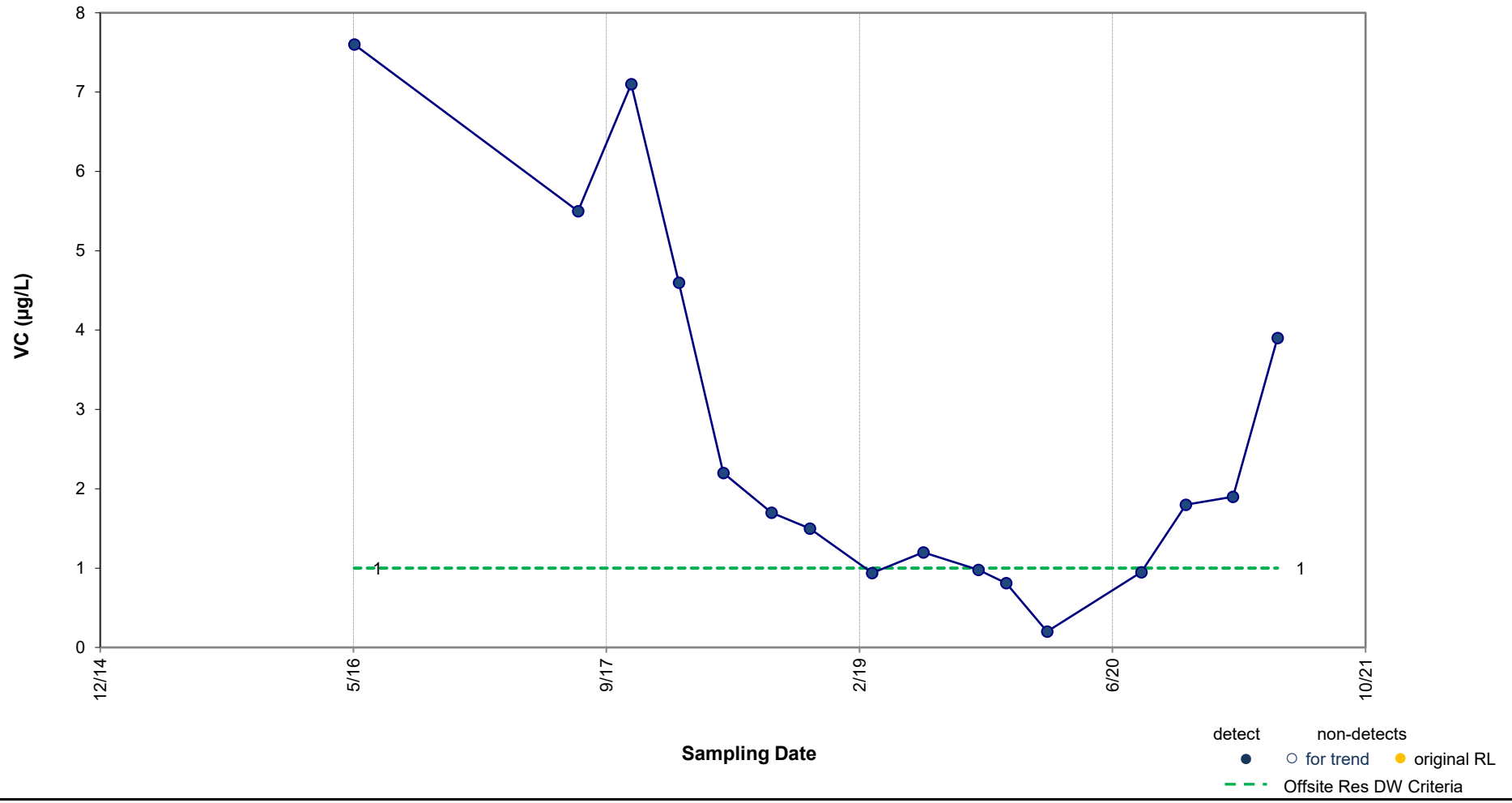

Results of Mann-Kendall Test for Trend: **DECREASING TREND**

p value = 0.011 Note: p value < 0.1 indicates a statistically significant trend (90% confidence level).

ARCADIS Design & Consultancy for natural and built assets

Concentration vs. Time Plot – VC in MW-09

Ford Motor Company, Livonia Transmission Plant, Livonia, Michigan

Figure 6

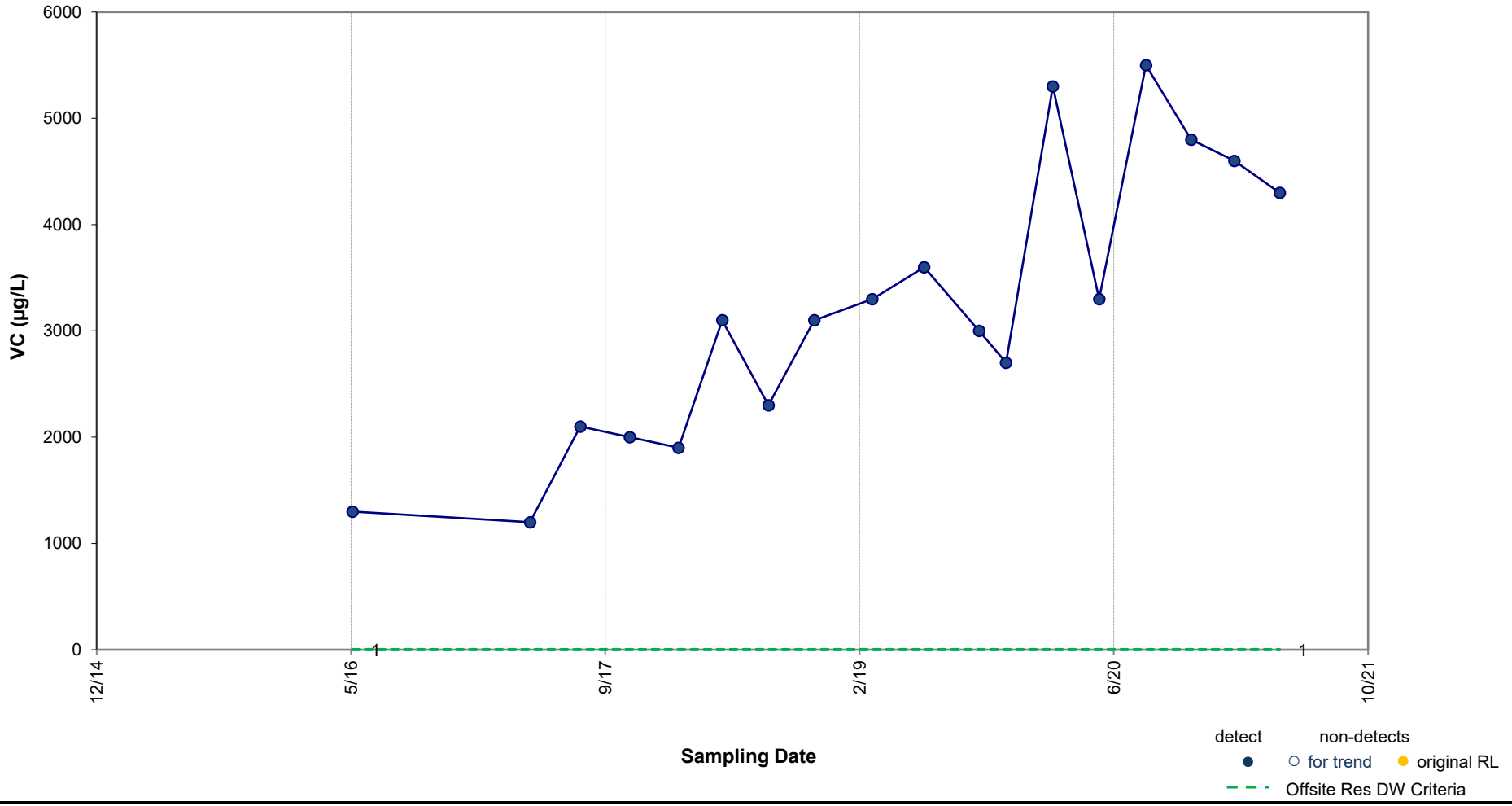

Results of Mann-Kendall Test for Trend: **INCREASING TREND**

p value = <0.001 Note: p value < 0.1 indicates a statistically significant trend (90% confidence level).

ARCADIS Design & Consultancy for natural and built assets

Concentration vs. Time Plot – VC in MW-10

Ford Motor Company, Livonia Transmission Plant, Livonia, Michigan

Figure 7

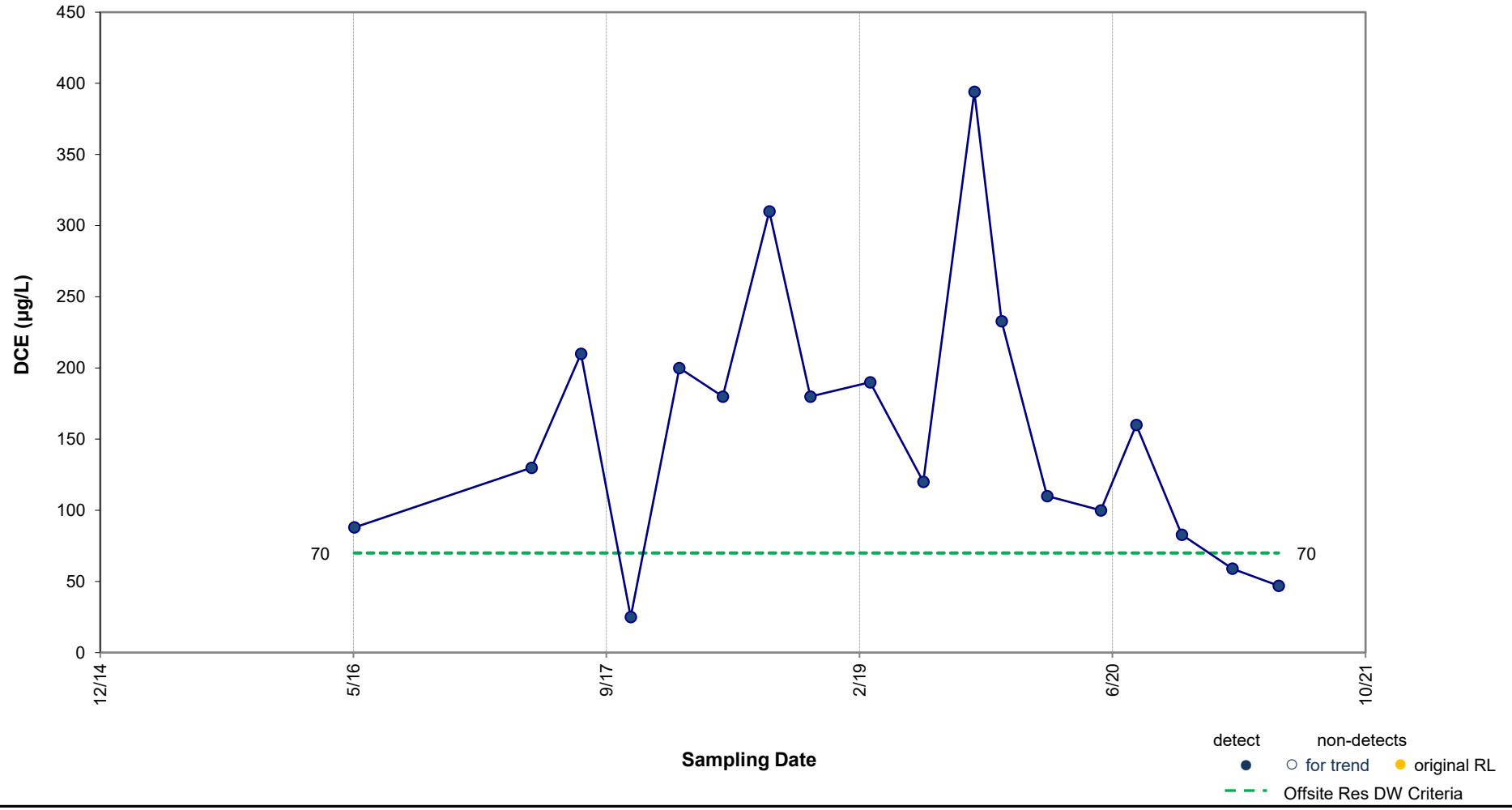

Results of Mann-Kendall Test for Trend: **DECREASING TREND**

p value = 0.080 Note: p value < 0.1 indicates a statistically significant trend (90% confidence level).

ARCADIS Design & Consultancy for natural and built assets

Concentration vs. Time Plot – DCE in MW-22

Ford Motor Company, Livonia Transmission Plant, Livonia, Michigan

Figure 8

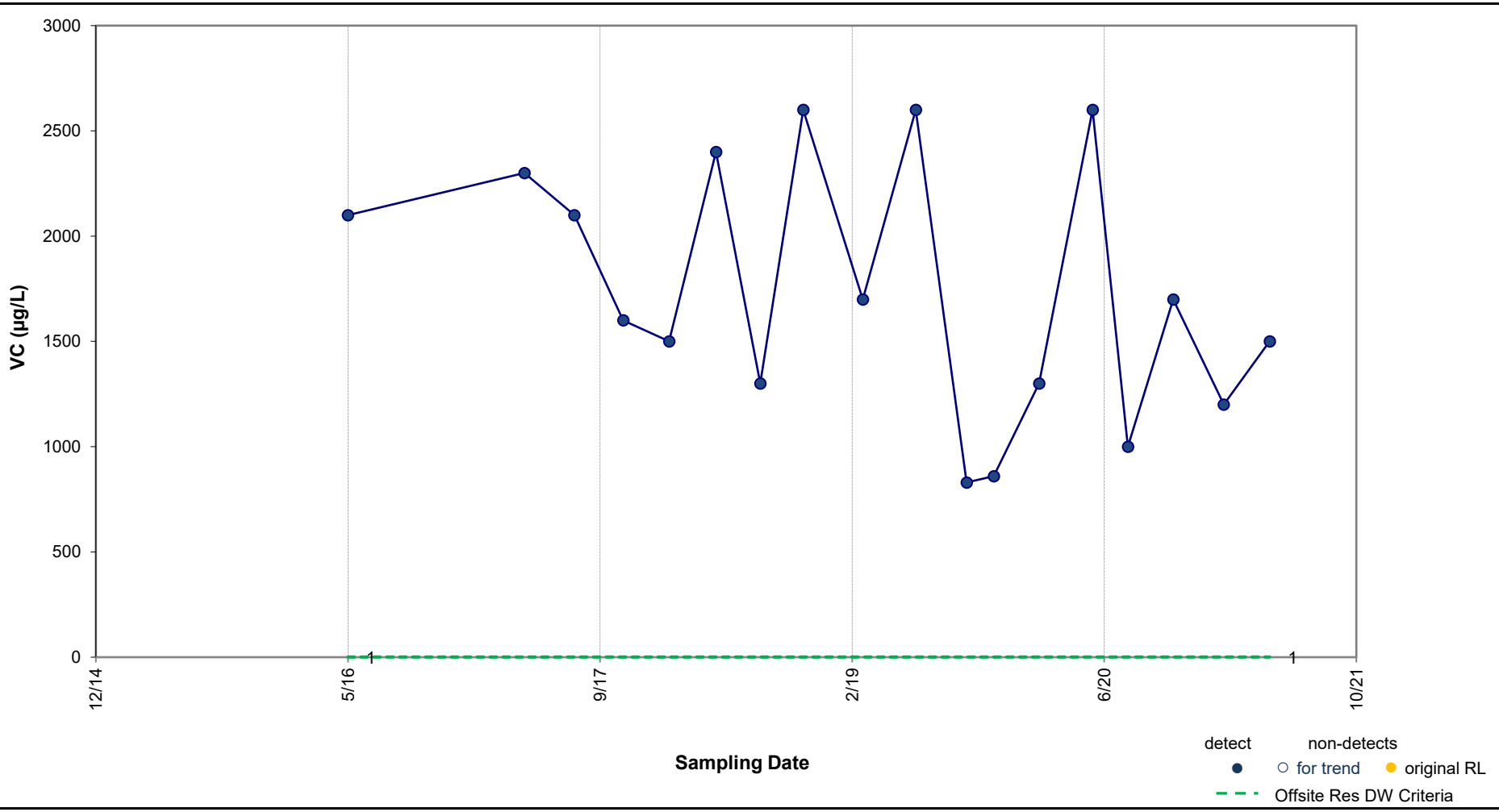

Results of Mann-Kendall Test for Trend: **No Significant Trend**

p value = 0.104 Note: p value < 0.1 indicates a statistically significant trend (90% confidence level).

ARCADIS Design & Consultancy for natural and built assets

Concentration vs. Time Plot – VC in MW-22

Ford Motor Company, Livonia Transmission Plant, Livonia, Michigan

Figure 9

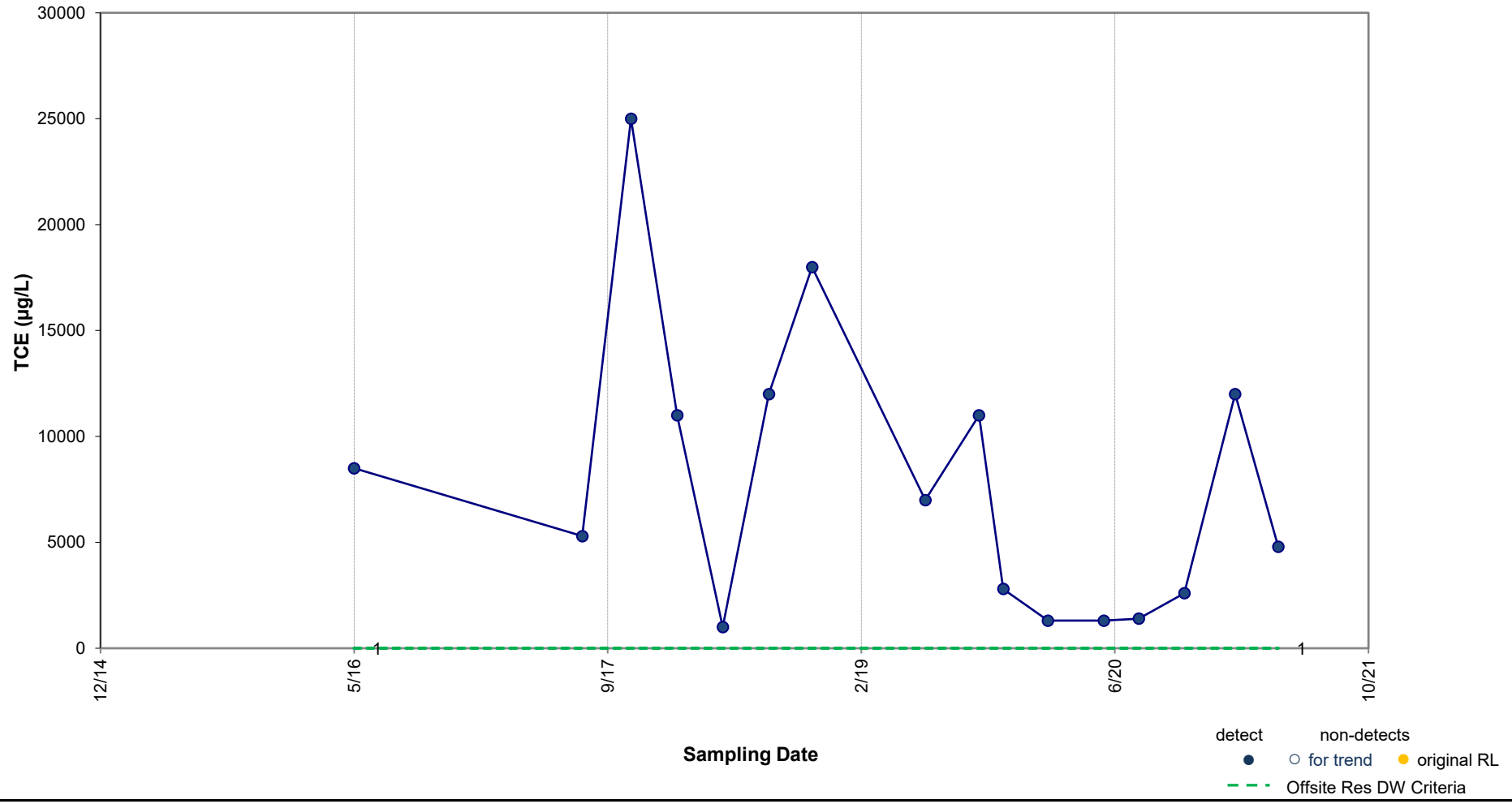

Results of Mann-Kendall Test for Trend: **No Significant Trend**

p value = 0.139 Note: p value < 0.1 indicates a statistically significant trend (90% confidence level).

ARCADIS Design & Consultancy for natural and built assets

Concentration vs. Time Plot – TCE in MW-23

Ford Motor Company, Livonia Transmission Plant, Livonia, Michigan

Figure 10

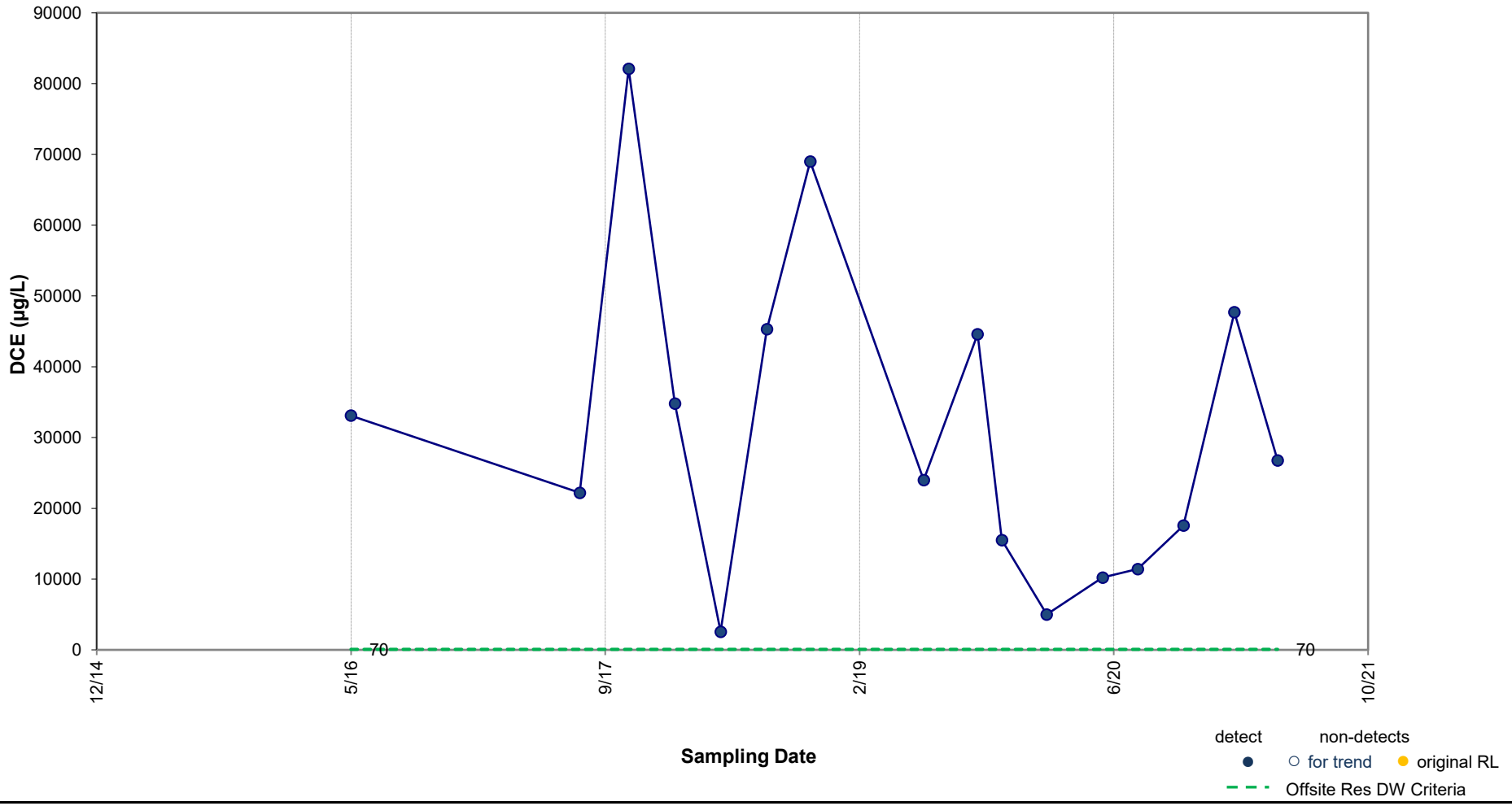

Results of Mann-Kendall Test for Trend: **No Significant Trend**

p value = 0.250 Note: p value < 0.1 indicates a statistically significant trend (90% confidence level).

ARCADIS Design & Consultancy for natural and built assets

Concentration vs. Time Plot – DCE in MW-23

Ford Motor Company, Livonia Transmission Plant, Livonia, Michigan

Figure 11

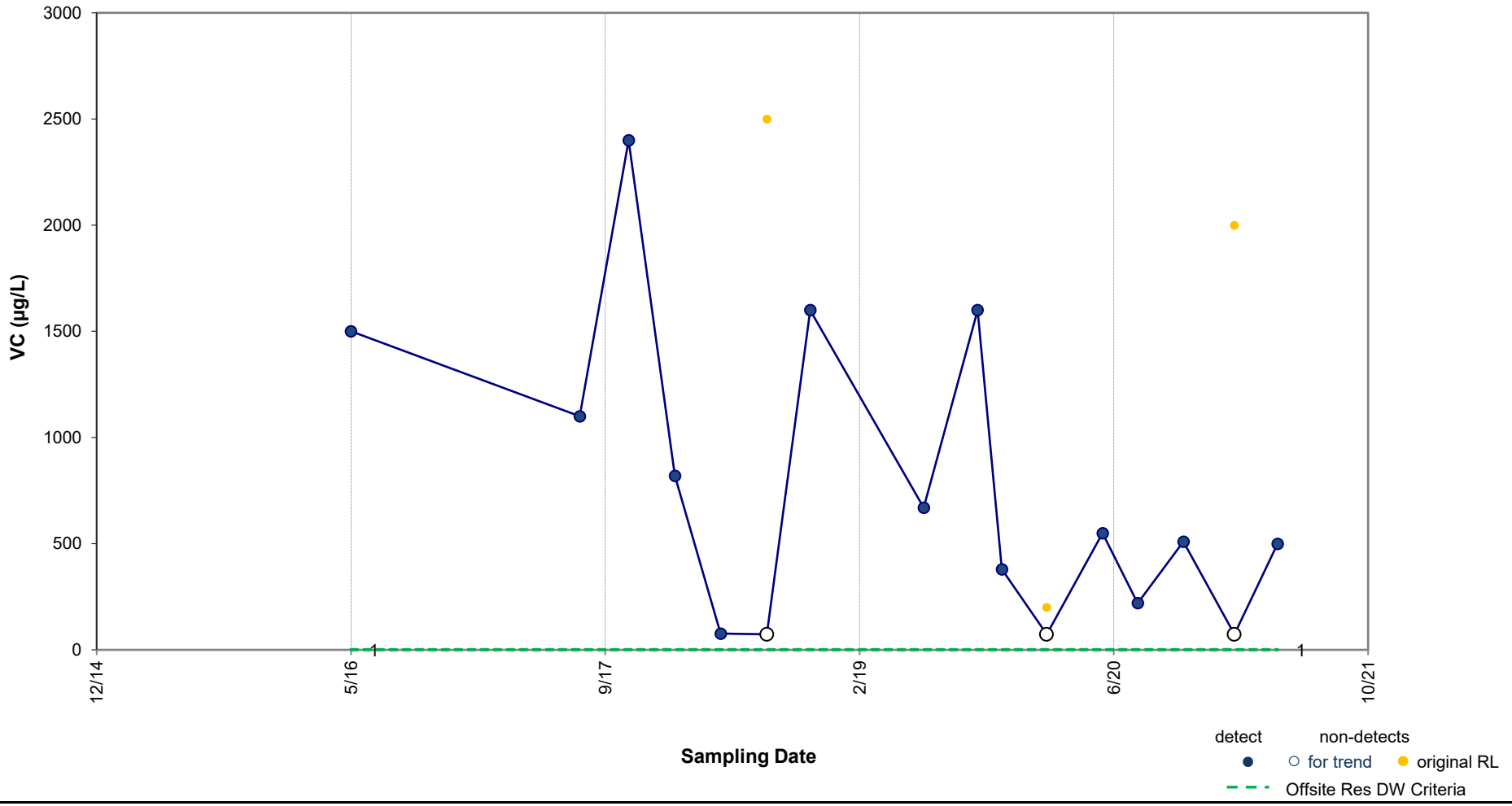

Results of Mann-Kendall Test for Trend: **DECREASING TREND**

p value = 0.021 Note: p value < 0.1 indicates a statistically significant trend (90% confidence level).

ARCADIS Design & Consultancy for natural and built assets

Concentration vs. Time Plot – VC in MW-23

Ford Motor Company, Livonia Transmission Plant, Livonia, Michigan

Figure 12

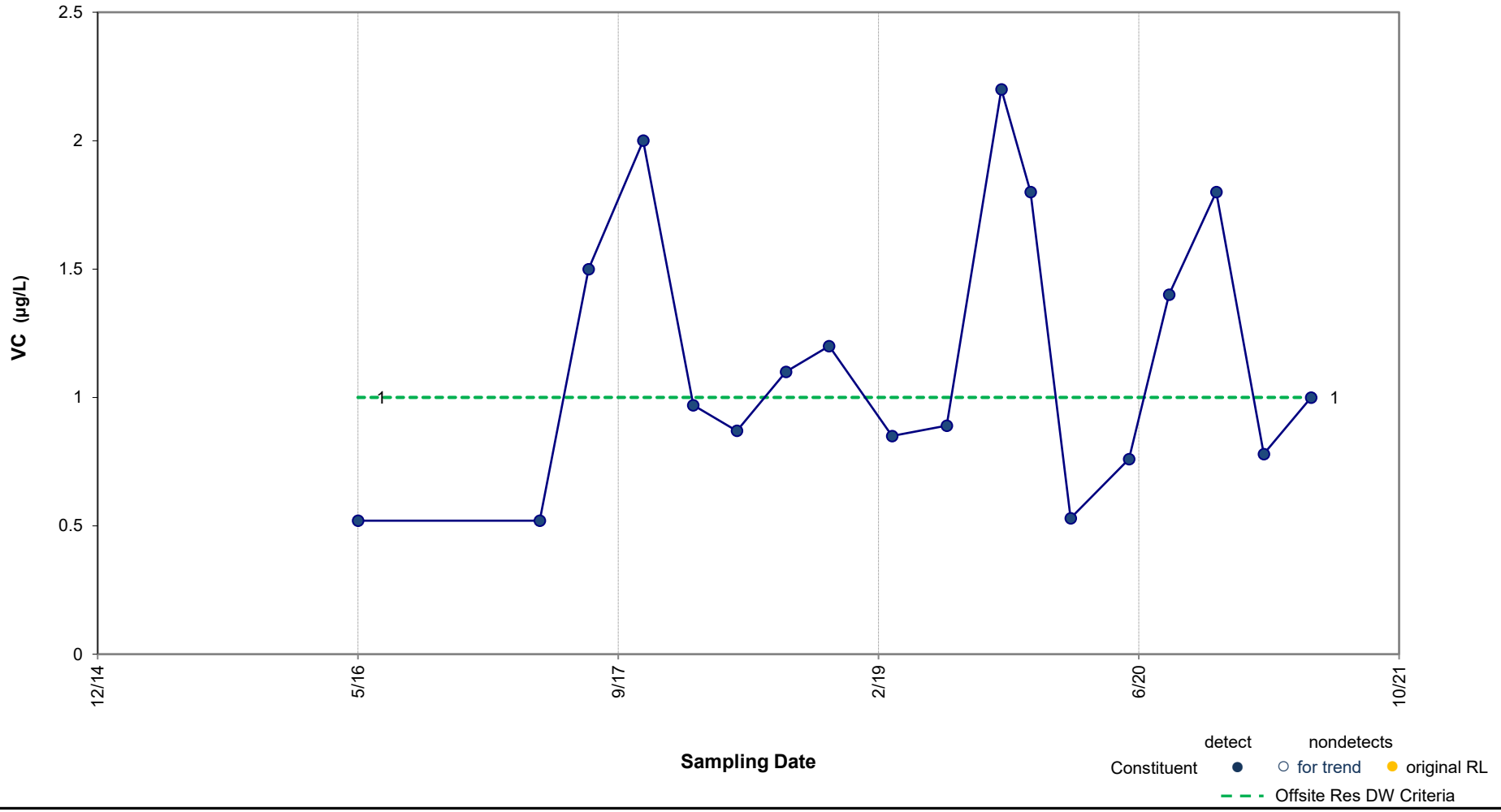

Results of Mann-Kendall Test for Trend: **No Significant Trend**

p value = 0.298 Note: p value < 0.1 indicates a statistically significant trend (90% confidence level).

ARCADIS Design & Consultancy for natural and built assets

Concentration vs. Time Plot – VC in MW-34

Ford Motor Company, Livonia Transmission Plant, Livonia, Michigan

Figure 13

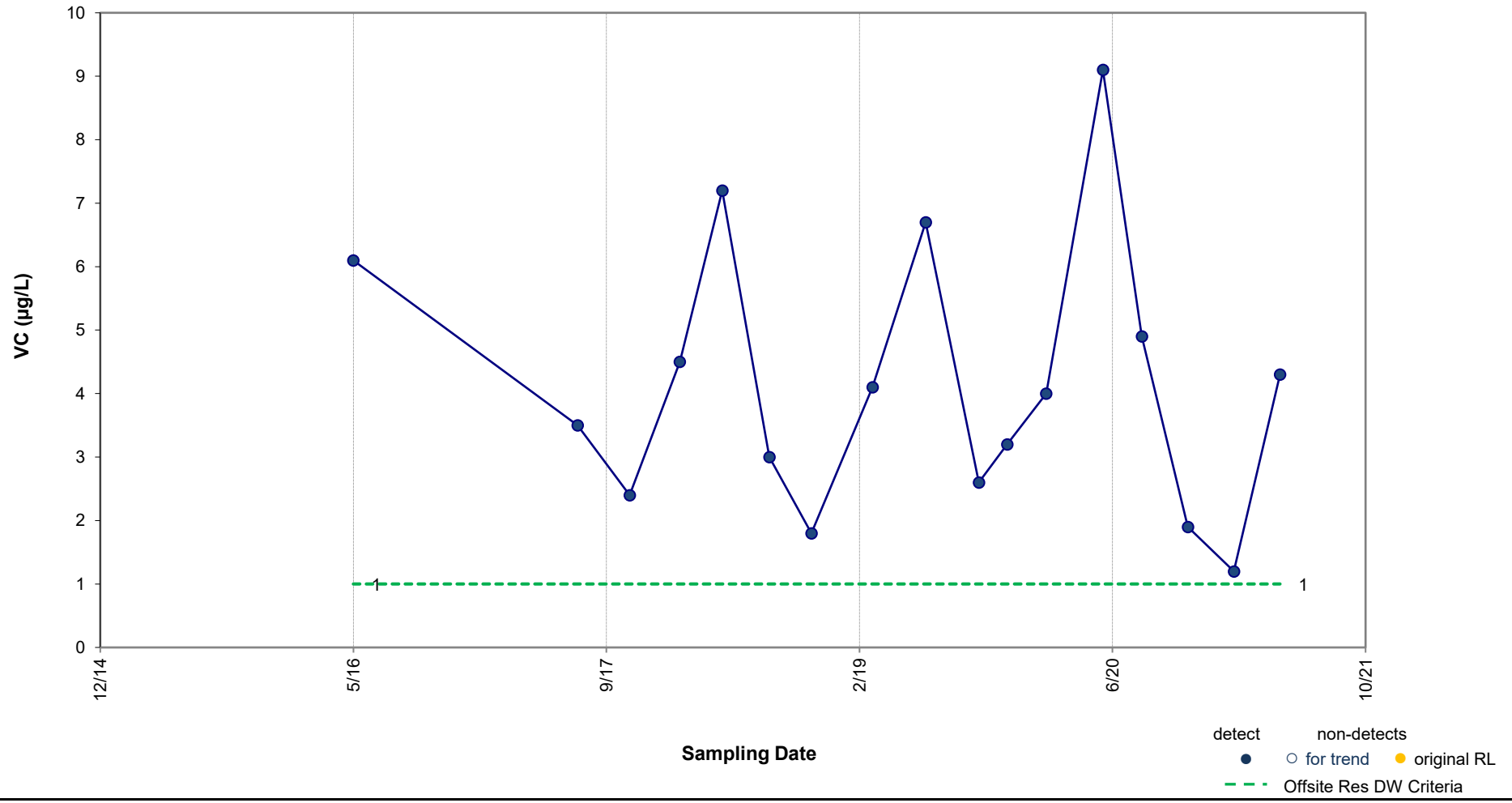

Results of Mann-Kendall Test for Trend: **No Significant Trend**

p value = 0.325 Note: p value < 0.1 indicates a statistically significant trend (90% confidence level).

ARCADIS Design & Consultancy for natural and built assets

Concentration vs. Time Plot – VC in MW-35

Ford Motor Company, Livonia Transmission Plant, Livonia, Michigan

Figure 14

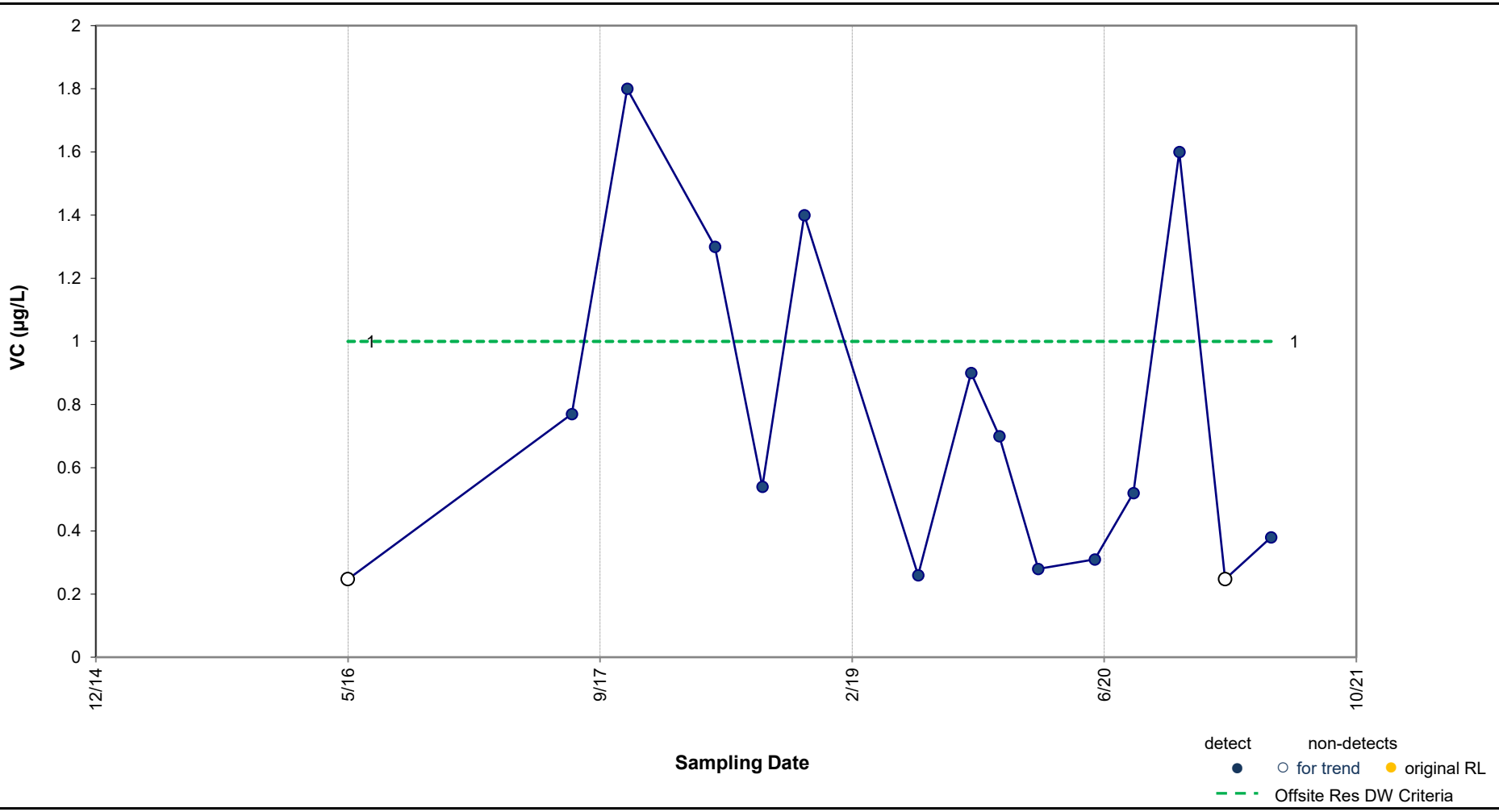

Results of Mann-Kendall Test for Trend: **No Significant Trend**

p value = 0.20 Note: p value < 0.1 indicates a statistically significant trend (90% confidence level).

ARCADIS Design & Consultancy for natural and built assets

Concentration vs. Time Plot – VC in MW-40

Ford Motor Company, Livonia Transmission Plant, Livonia, Michigan

Figure 15

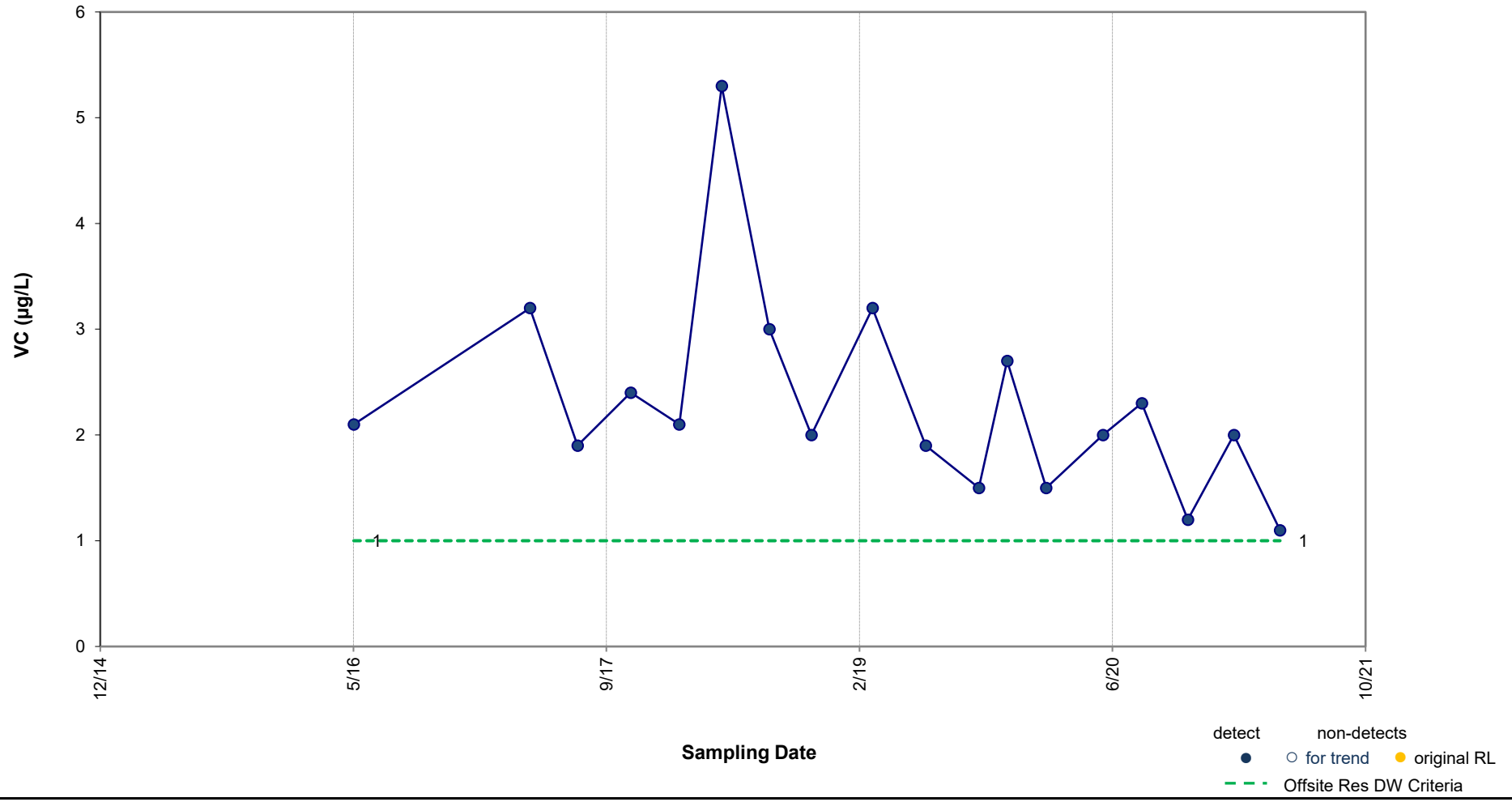

Results of Mann-Kendall Test for Trend: **DECREASING TREND**

p value = 0.01 Note: p value < 0.1 indicates a statistically significant trend (90% confidence level).

ARCADIS Design & Consultancy for natural and built assets

Concentration vs. Time Plot – VC in MW-41

Ford Motor Company, Livonia Transmission Plant, Livonia, Michigan

Figure 16

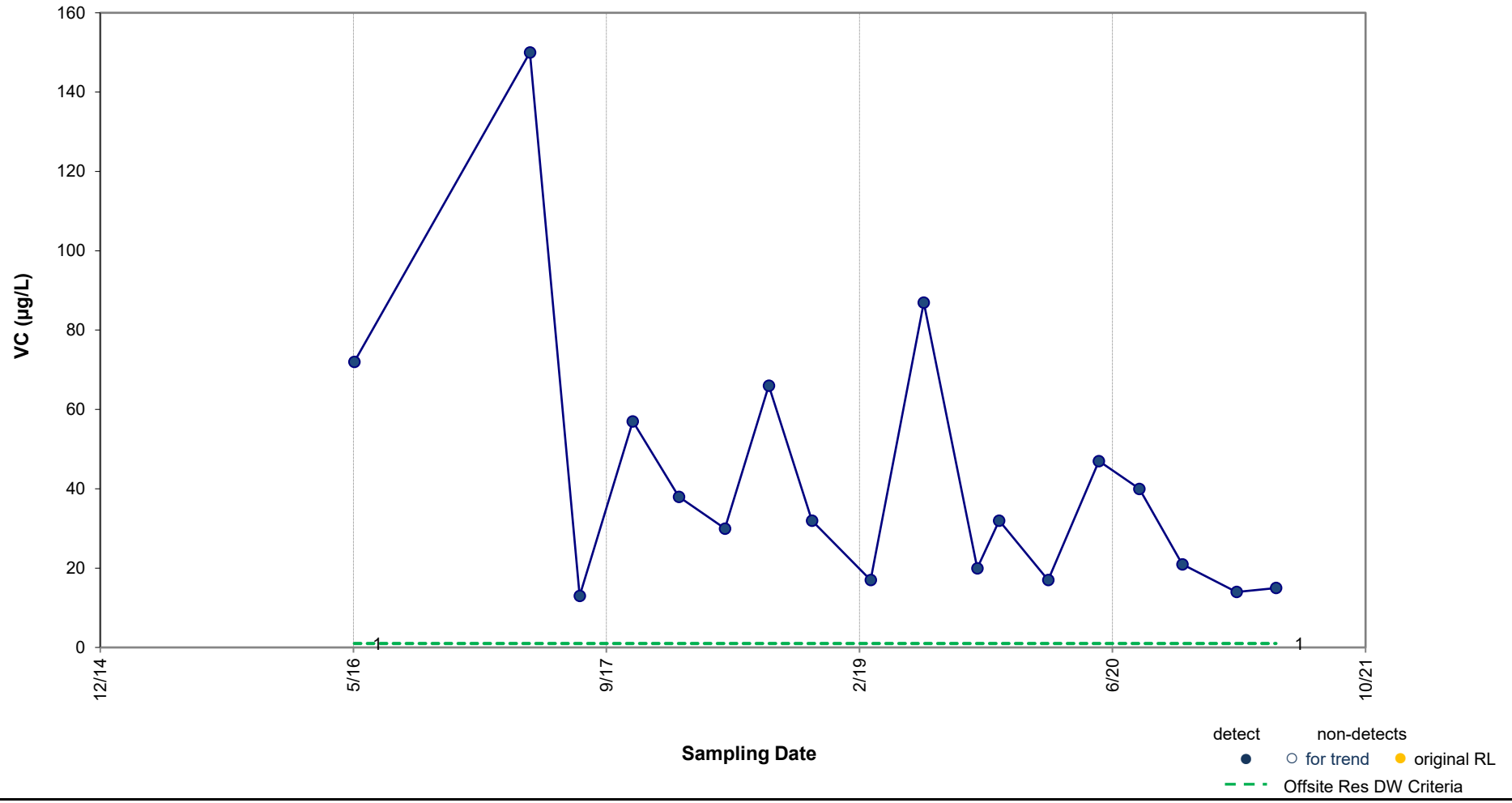

Results of Mann-Kendall Test for Trend: **DECREASING TREND**

p value = 0.024 Note: p value < 0.1 indicates a statistically significant trend (90% confidence level).

ARCADIS Design & Consultancy for natural and built assets

Concentration vs. Time Plot – VC in MW-46

Ford Motor Company, Livonia Transmission Plant, Livonia, Michigan

Figure 17

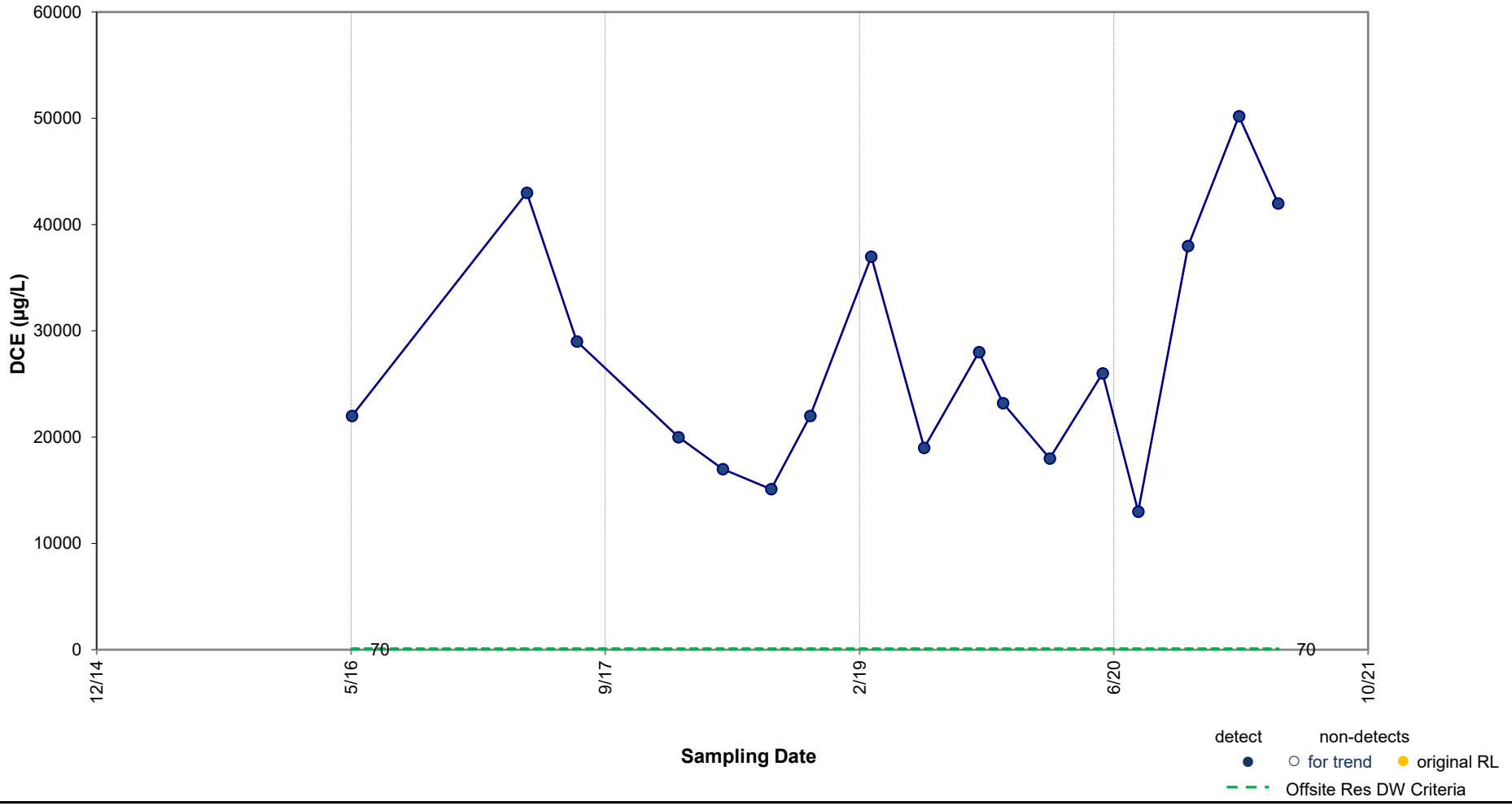

Results of Mann-Kendall Test for Trend: **No Significant Trend**

p value = 0.229 Note: p value < 0.1 indicates a statistically significant trend (90% confidence level).

ARCADIS Design & Consultancy for natural and built assets

Concentration vs. Time Plot – DCE in MW-49

Ford Motor Company, Livonia Transmission Plant, Livonia, Michigan

Figure 18

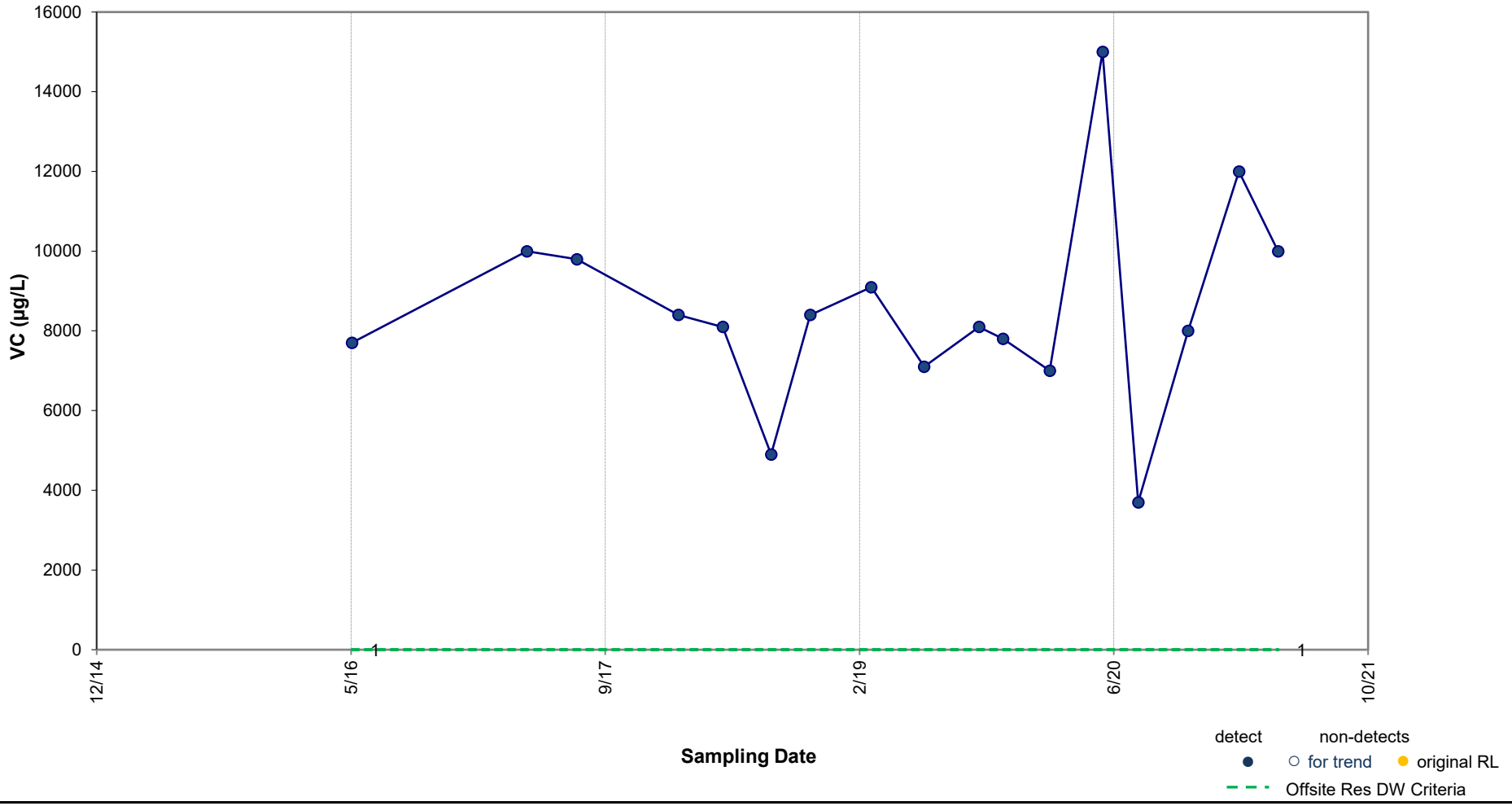

Results of Mann-Kendall Test for Trend: **No Significant Trend**

p value = 0.467 Note: p value < 0.1 indicates a statistically significant trend (90% confidence level).

ARCADIS Design & Consultancy for natural and built assets

Concentration vs. Time Plot – VC in MW-49

Ford Motor Company, Livonia Transmission Plant, Livonia, Michigan

Figure 19

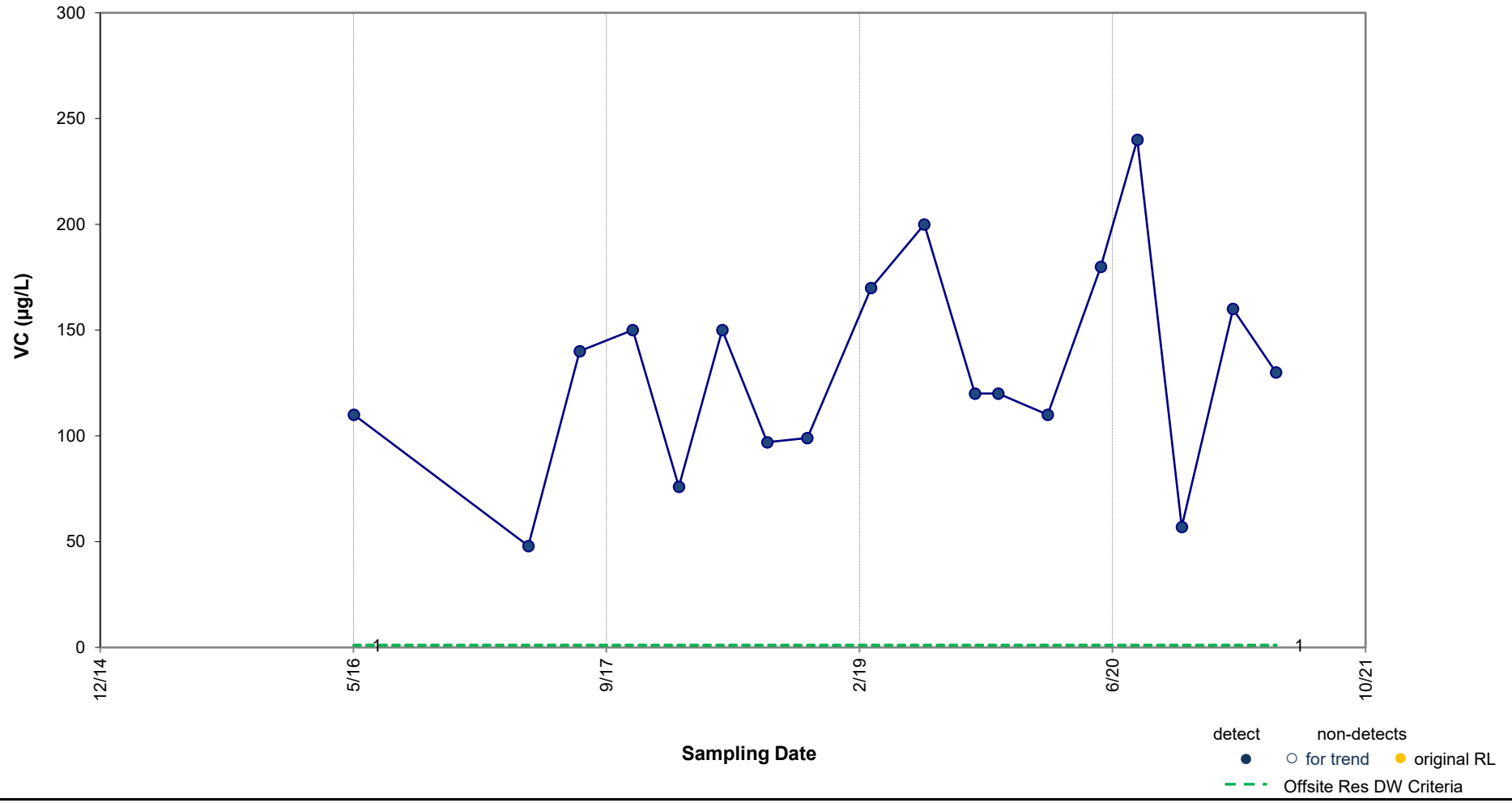

Results of Mann-Kendall Test for Trend: **INCREASING TREND**

p value = 0.080 Note: p value < 0.1 indicates a statistically significant trend (90% confidence level).

ARCADIS Design & Consultancy for natural and built assets

Concentration vs. Time Plot – VC in MW-50

Ford Motor Company, Livonia Transmission Plant, Livonia, Michigan

Figure 20

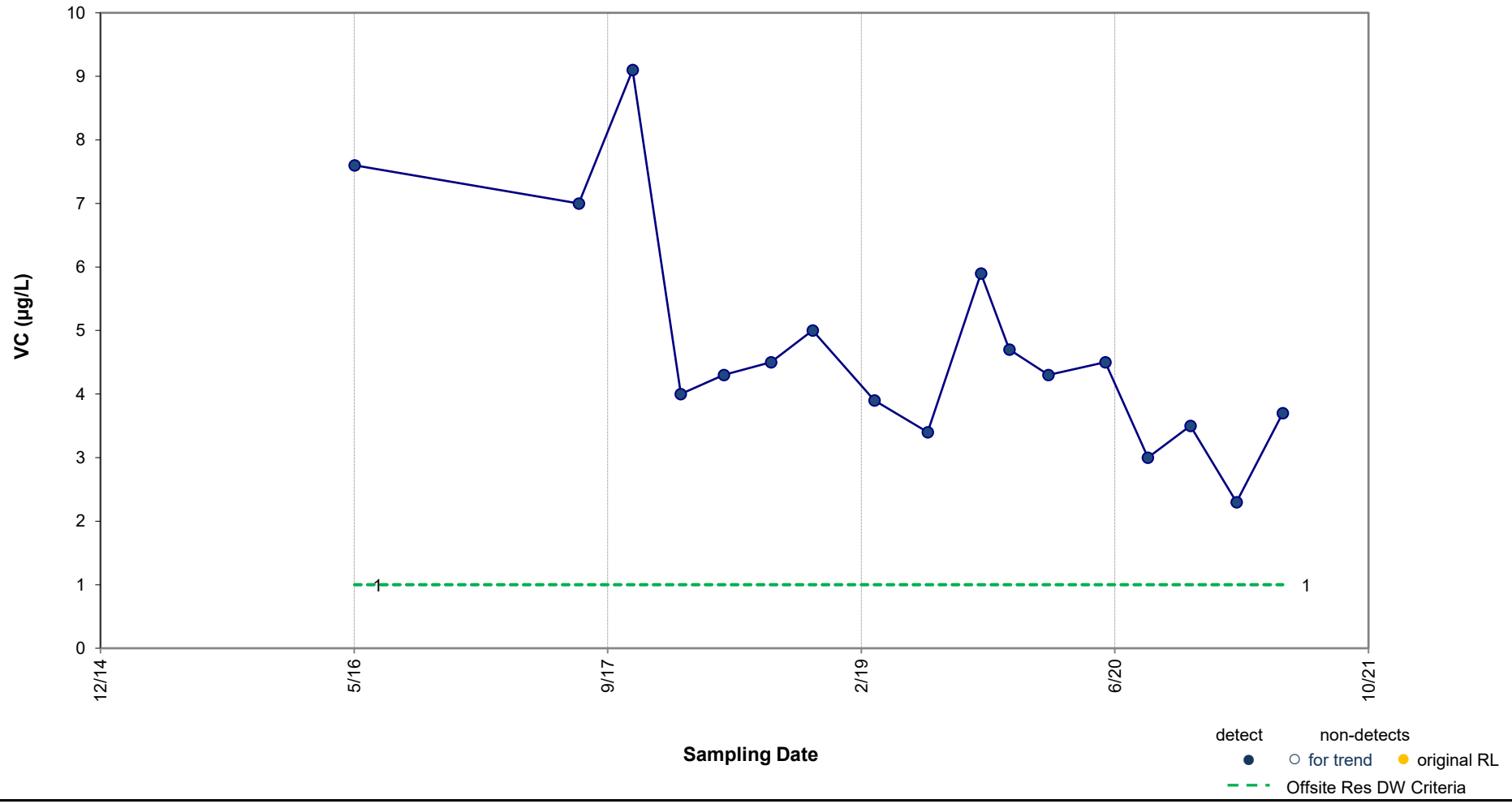

Results of Mann-Kendall Test for Trend: **DECREASING TREND**

p value = 0.003 Note: p value < 0.1 indicates a statistically significant trend (90% confidence level).

ARCADIS Design & Consultancy for natural and built assets

Concentration vs. Time Plot – VC in MW-52

Ford Motor Company, Livonia Transmission Plant, Livonia, Michigan

Figure 21

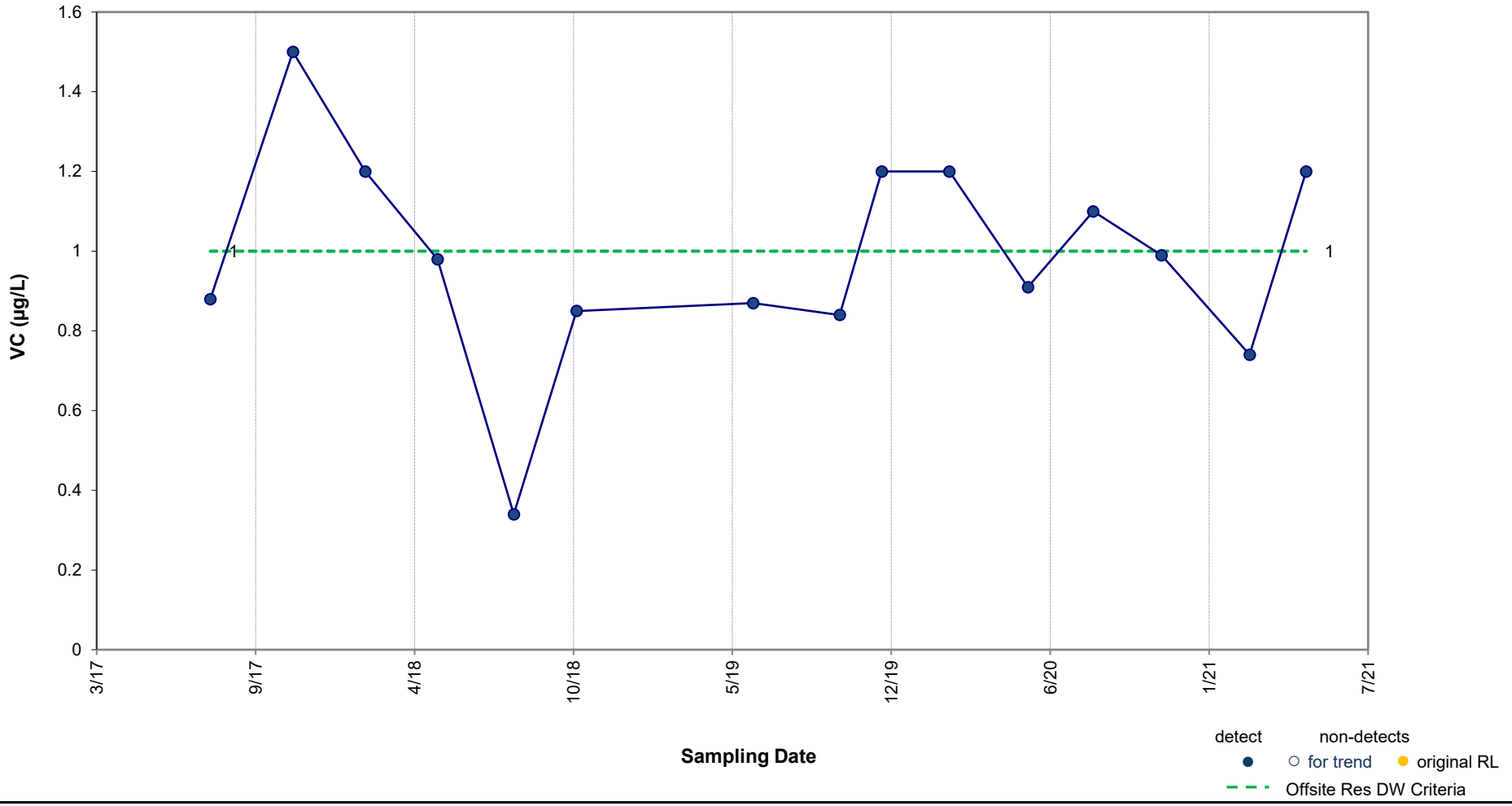

Results of Mann-Kendall Test for Trend: **No Significant Trend**

p value = 0.500 Note: p value < 0.1 indicates a statistically significant trend (90% confidence level).

ARCADIS Design & Consultancy for natural and built assets

Concentration vs. Time Plot – VC in MW-54

Ford Motor Company, Livonia Transmission Plant, Livonia, Michigan

Figure 22

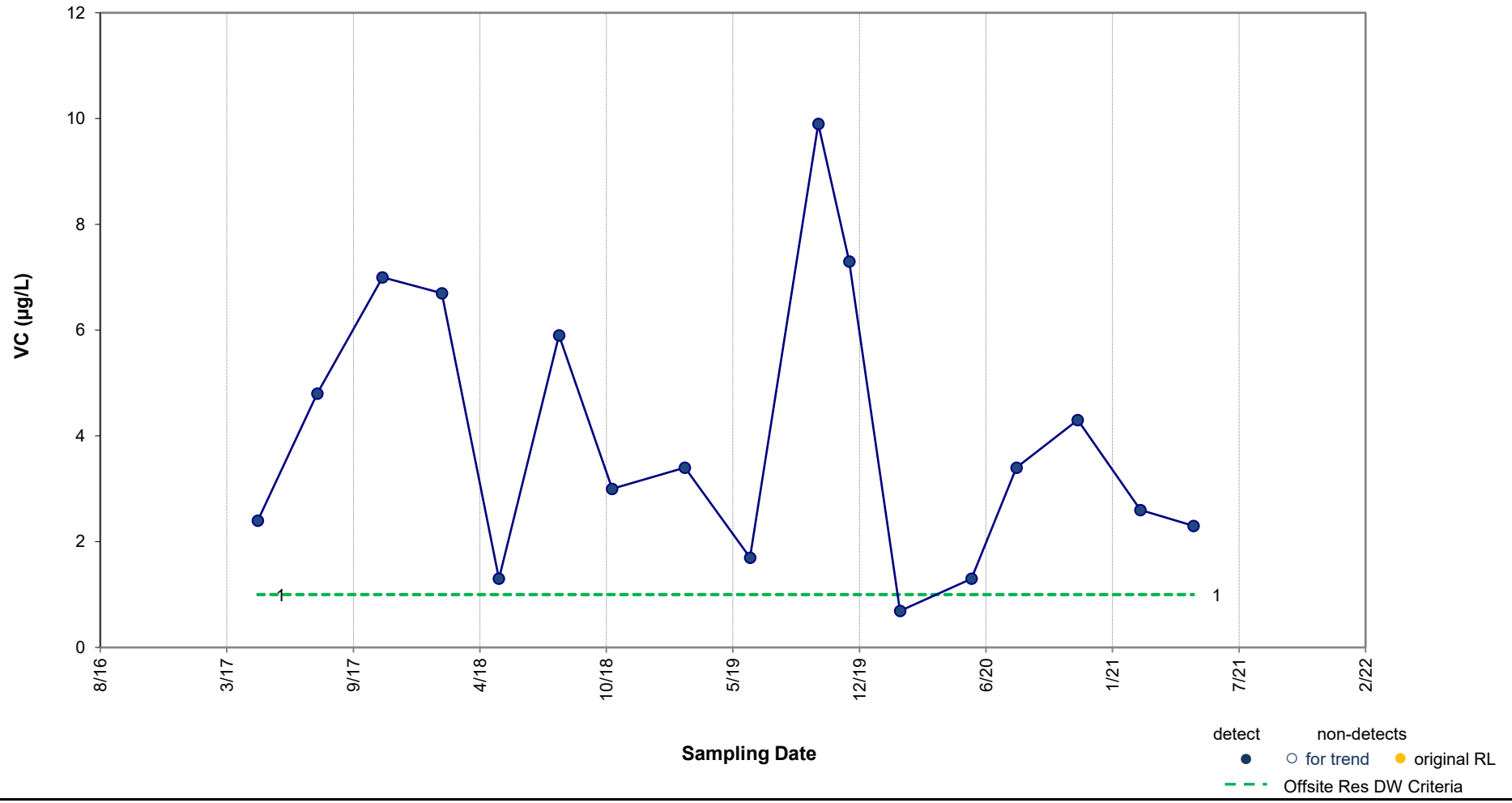

Results of Mann-Kendall Test for Trend: **No Significant Trend**

p value = 0.193 Note: p value < 0.1 indicates a statistically significant trend (90% confidence level).

ARCADIS Design & Consultancy for natural and built assets

Concentration vs. Time Plot – VC in MW-64

Ford Motor Company, Livonia Transmission Plant, Livonia, Michigan

Figure 23

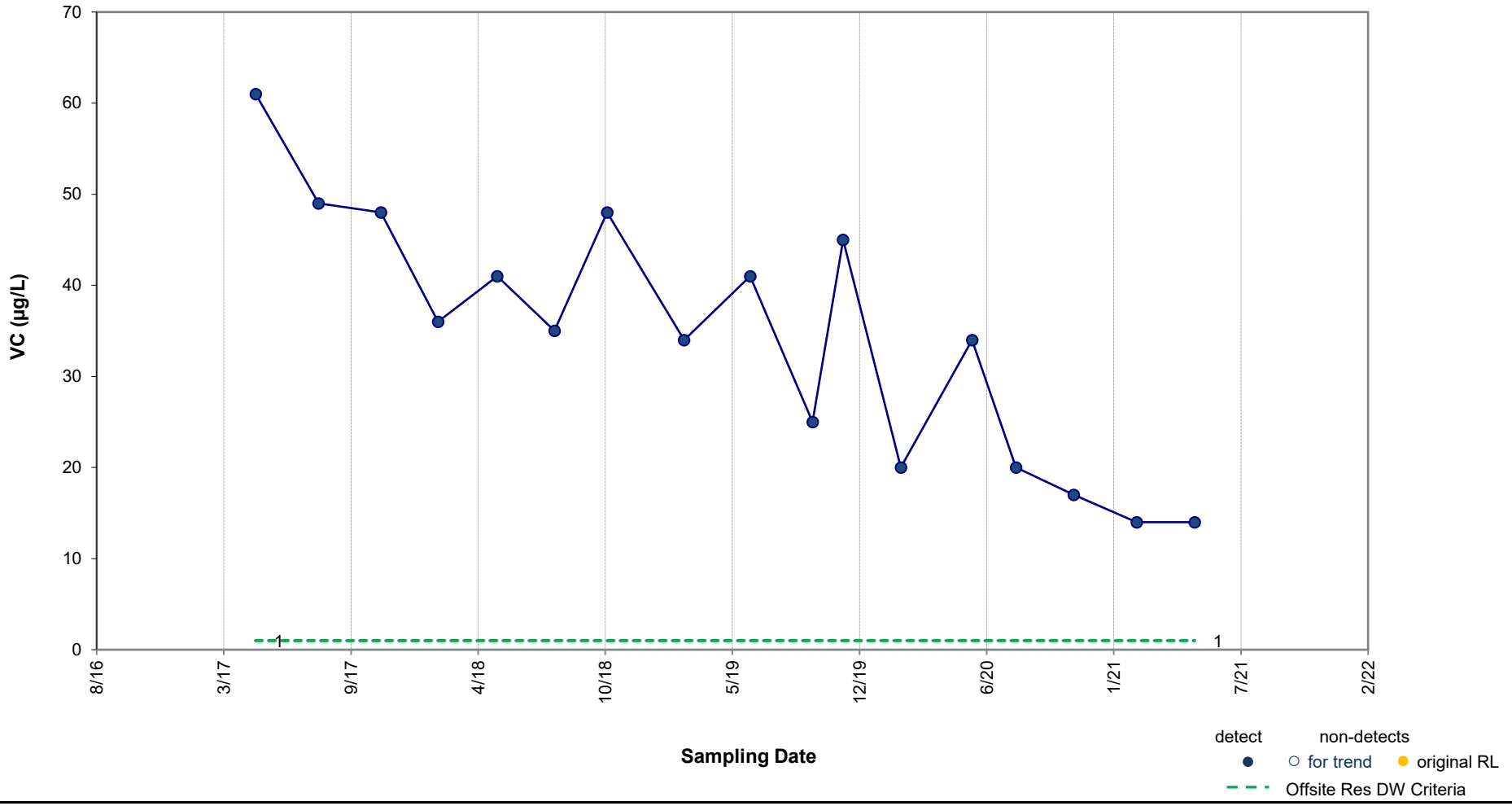

Results of Mann-Kendall Test for Trend: **DECREASING TREND**

p value = <0.001 Note: p value < 0.1 indicates a statistically significant trend (90% confidence level).

ARCADIS Design & Consultancy for natural and built assets

Concentration vs. Time Plot – VC in MW-65

Ford Motor Company, Livonia Transmission Plant, Livonia, Michigan

Figure 24

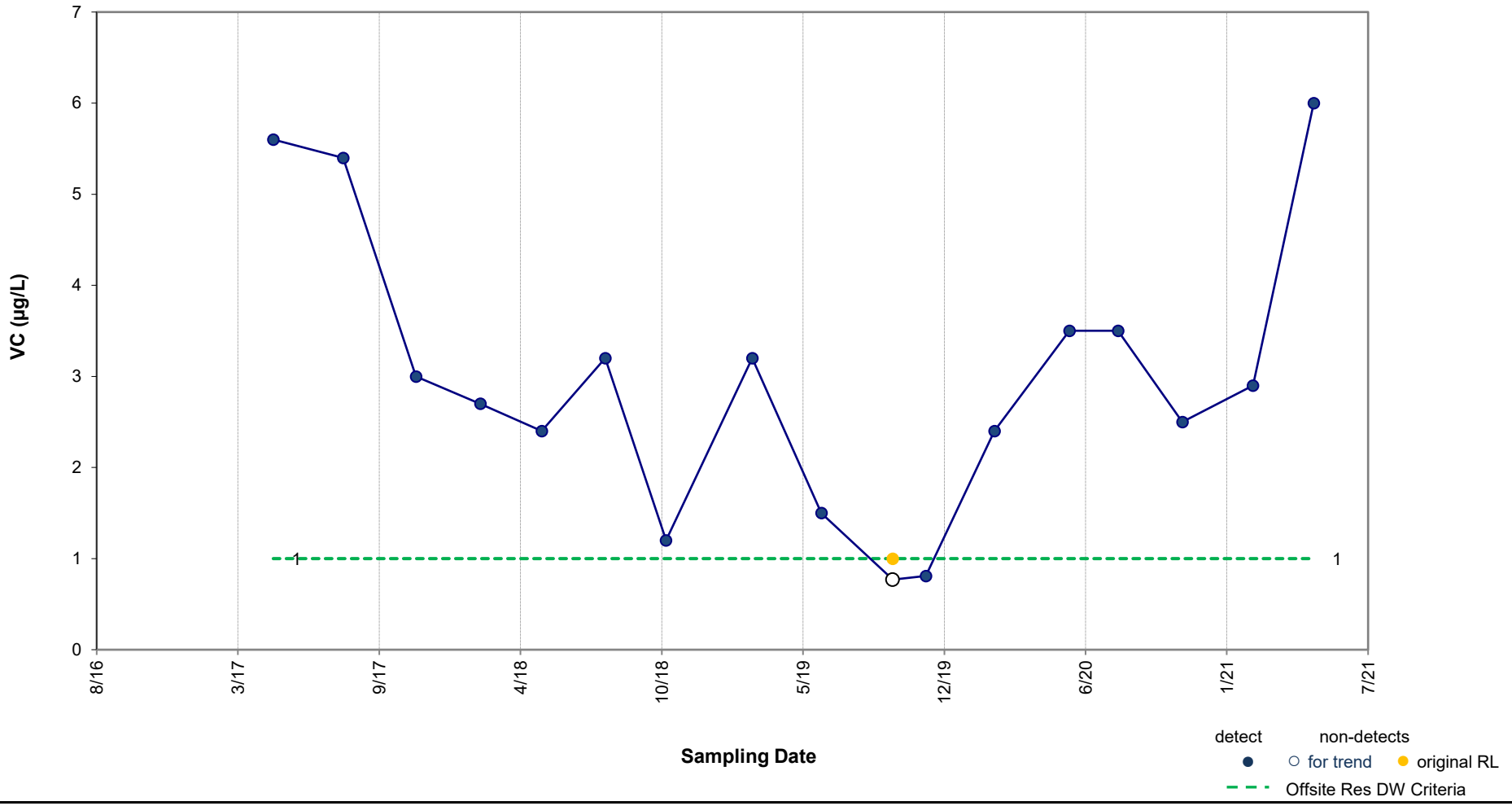

Results of Mann-Kendall Test for Trend: **No Significant Trend**

p value = 0.402 Note: p value < 0.1 indicates a statistically significant trend (90% confidence level).

ARCADIS Design & Consultancy for natural and built assets

Concentration vs. Time Plot – VC in MW-66

Ford Motor Company, Livonia Transmission Plant, Livonia, Michigan

Figure 25

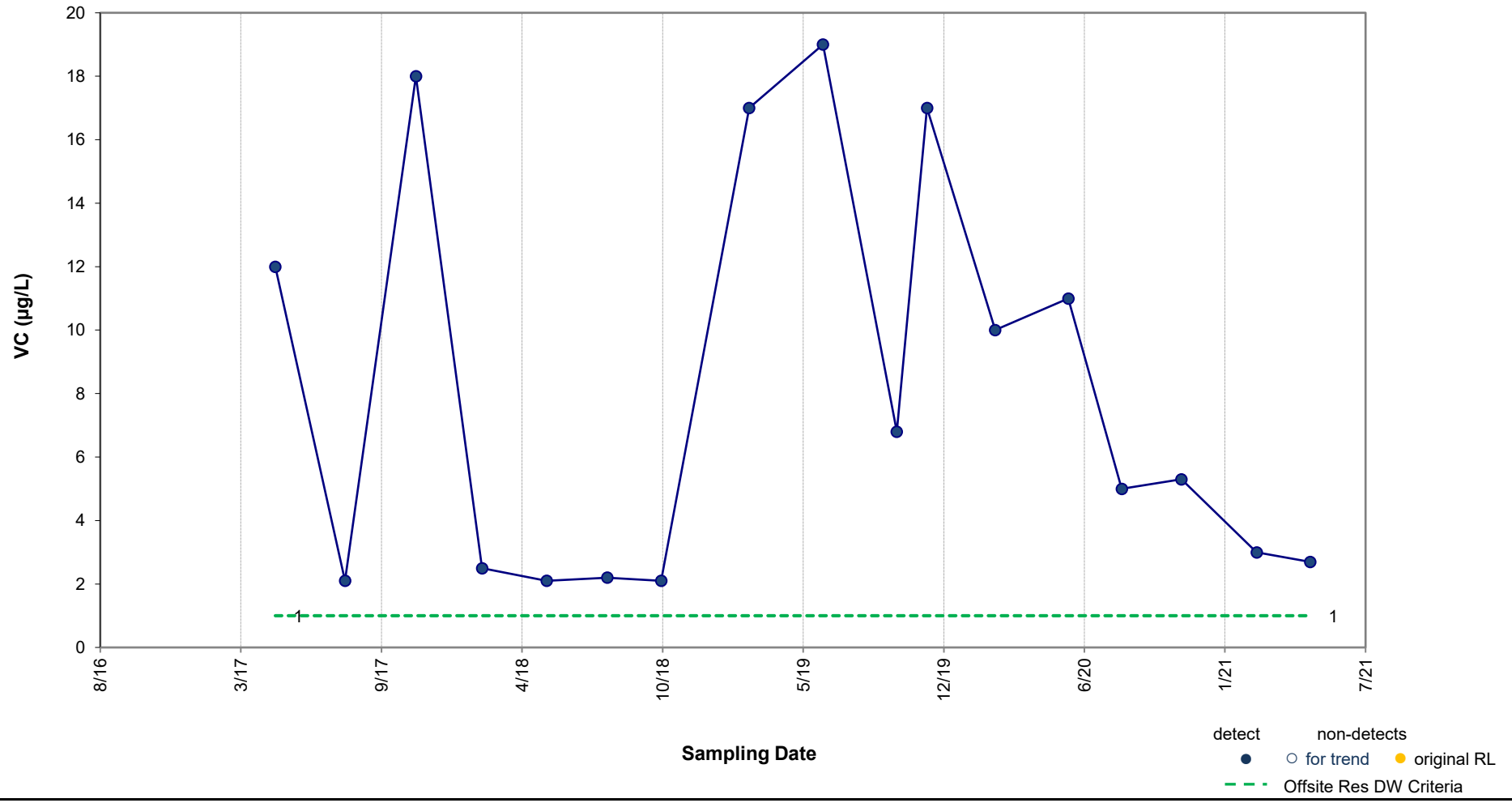

Results of Mann-Kendall Test for Trend: **No Significant Trend**

p value = 0.484 Note: p value < 0.1 indicates a statistically significant trend (90% confidence level).

ARCADIS Design & Consultancy for natural and built assets

Concentration vs. Time Plot – VC in MW-68

Ford Motor Company, Livonia Transmission Plant, Livonia, Michigan

Figure 26

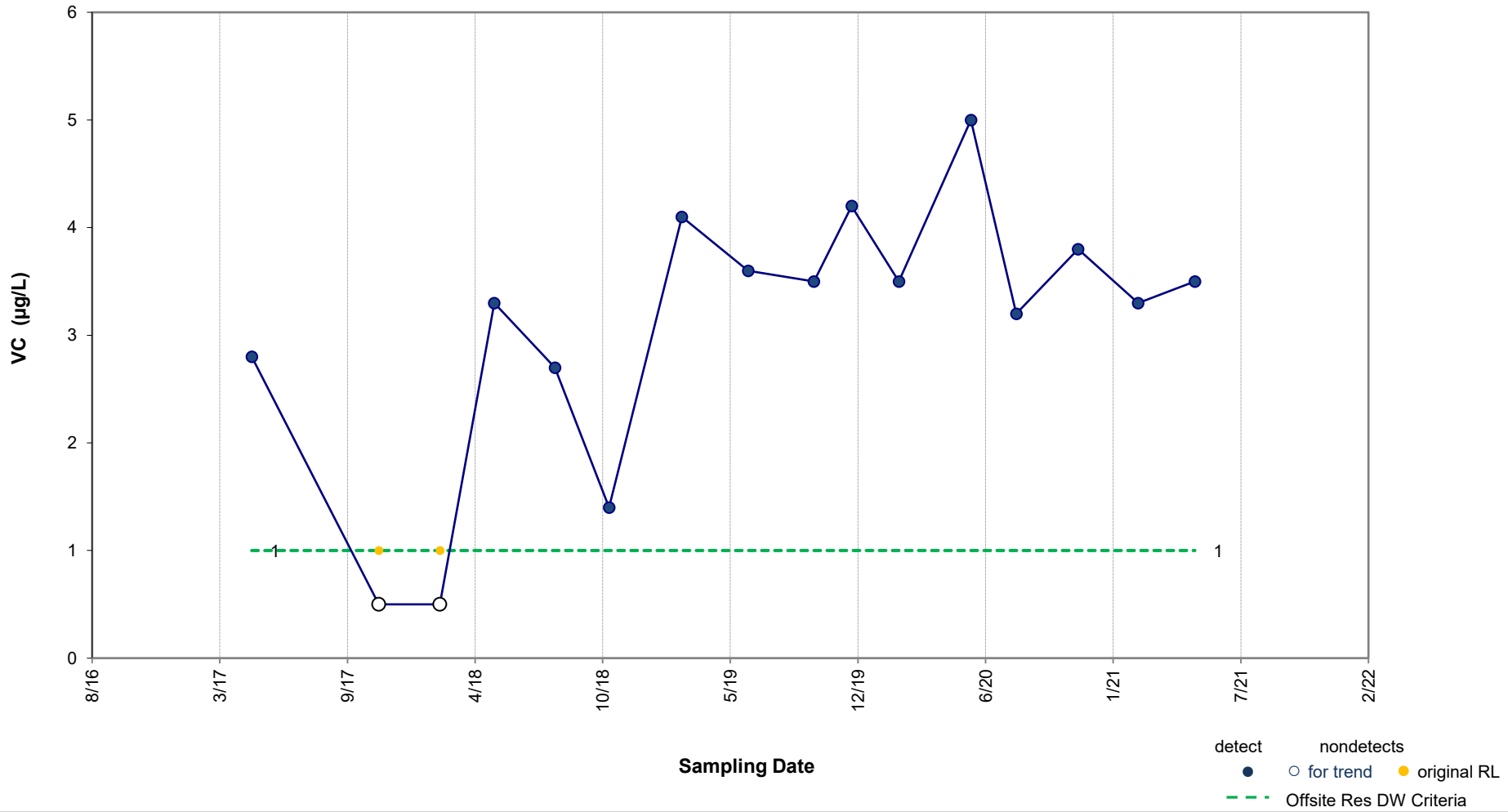

Results of Mann-Kendall Test for Trend: **INCREASING TREND**

p value = 0.023 Note: p value < 0.1 indicates a statistically significant trend (90% confidence level).

ARCADIS

Concentration vs. Time Plot - VC in MW-69

Ford Motor Company, Livonia Transmission Plant, Livonia, Michigan

Figure 27

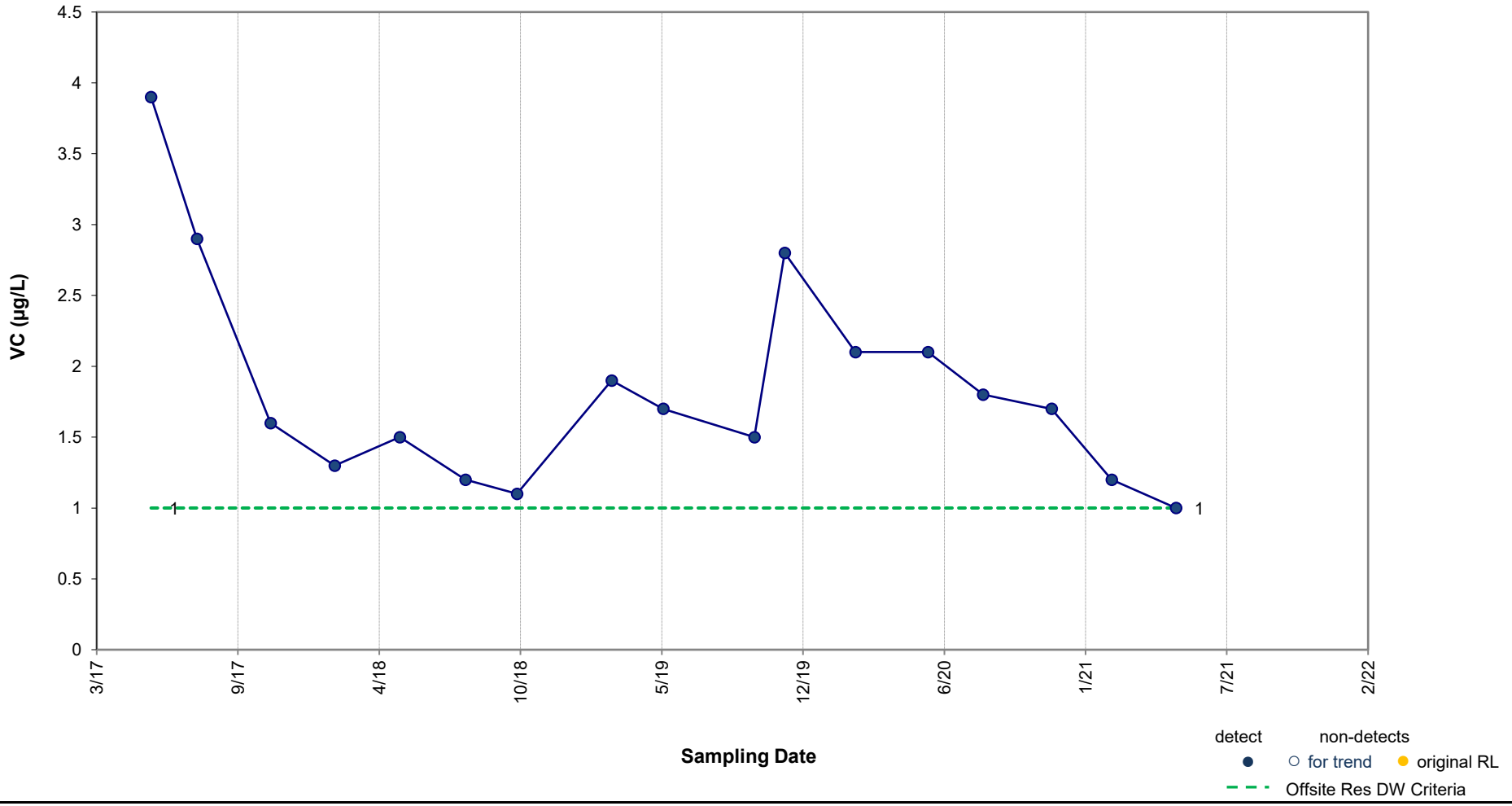

Results of Mann-Kendall Test for Trend: **No Significant Trend**

p value = 0.132 Note: p value < 0.1 indicates a statistically significant trend (90% confidence level).

ARCADIS Design & Consultancy for natural and built assets

Concentration vs. Time Plot – VC in MW-72

Ford Motor Company, Livonia Transmission Plant, Livonia, Michigan

Figure 28

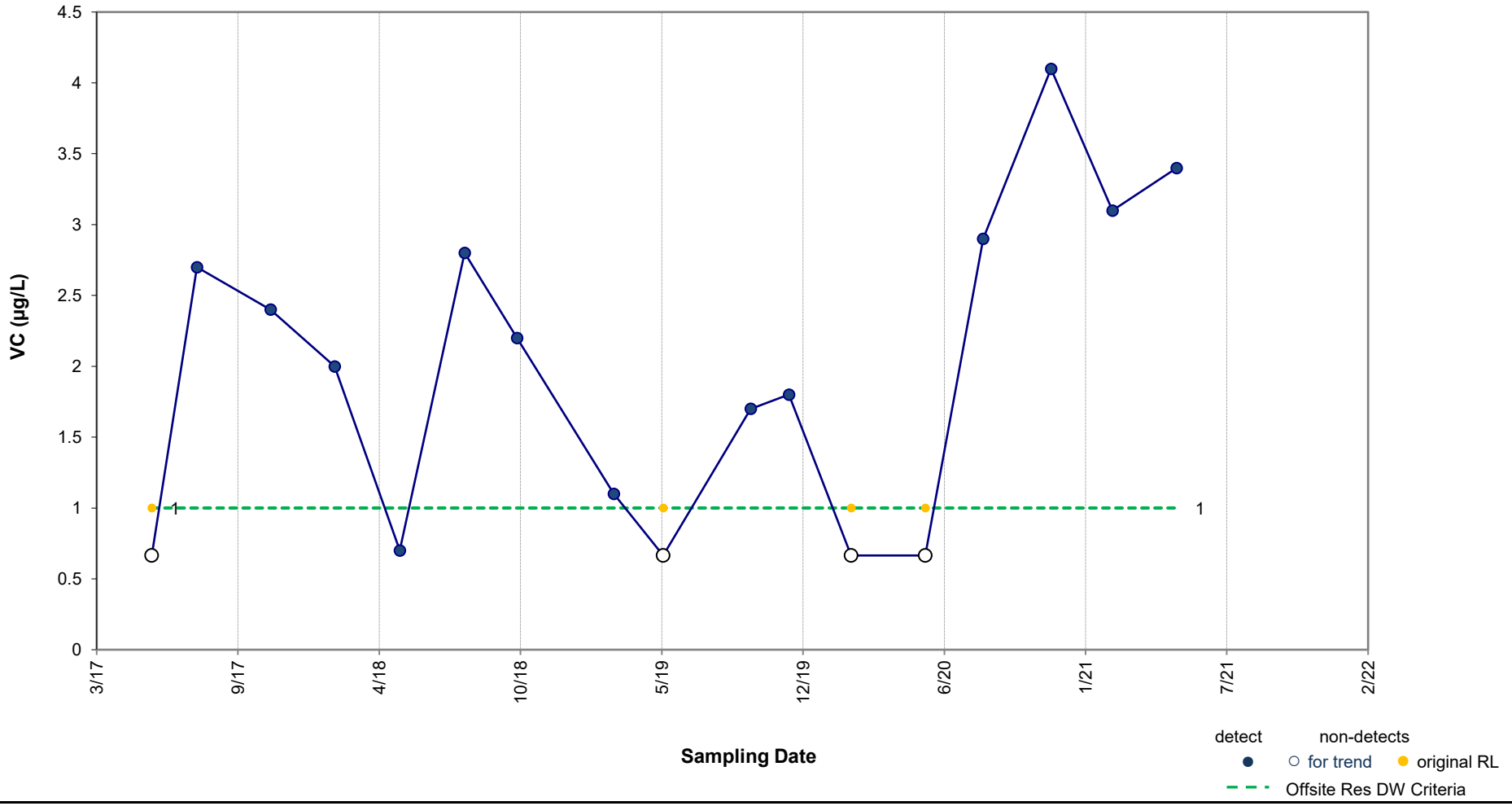

Results of Mann-Kendall Test for Trend: **No Significant Trend**

p value = 0.131 Note: p value < 0.1 indicates a statistically significant trend (90% confidence level).

ARCADIS Design & Consultancy for natural and built assets

Concentration vs. Time Plot – VC in MW-74

Ford Motor Company, Livonia Transmission Plant, Livonia, Michigan

Figure 29

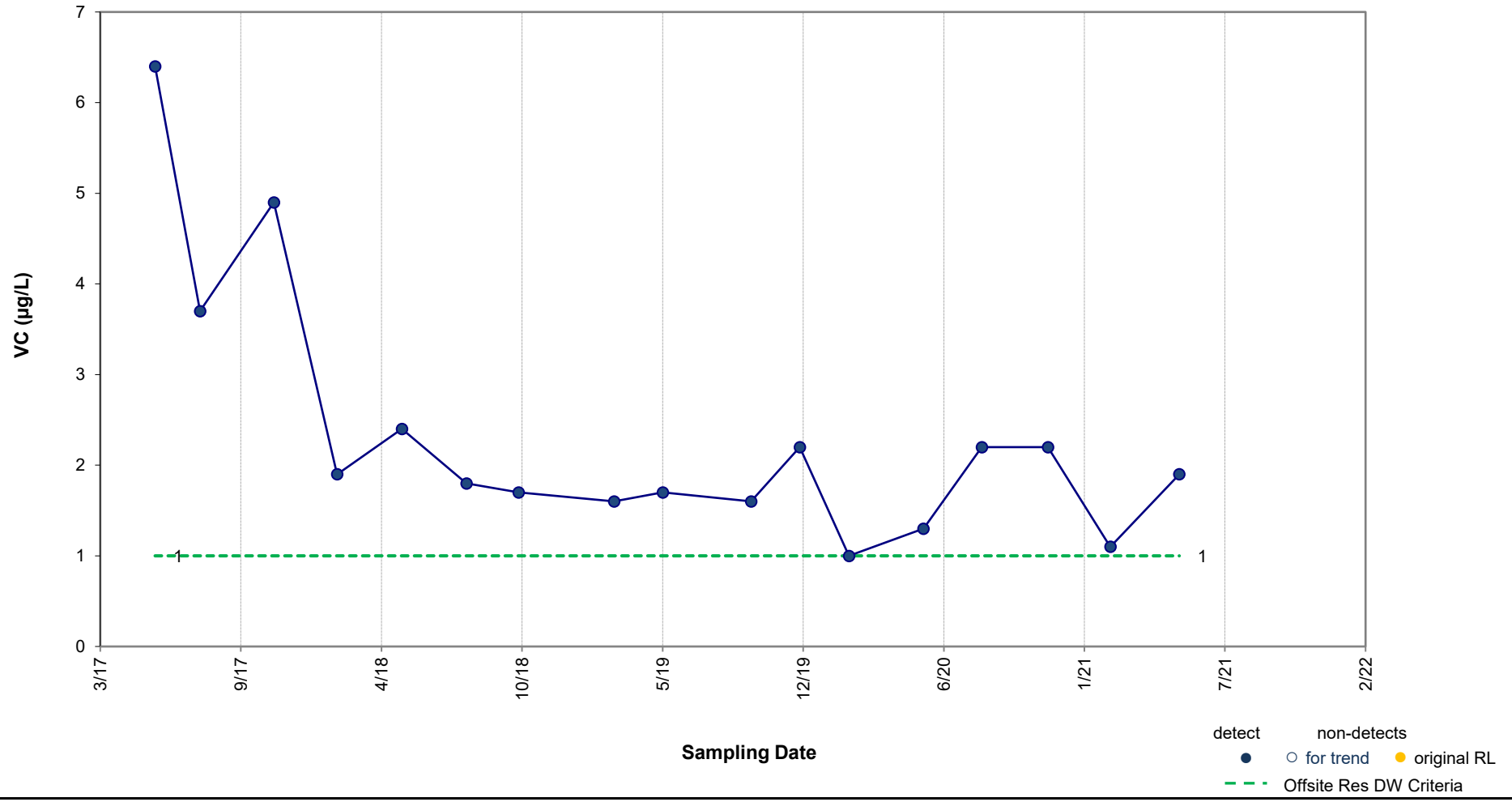

Results of Mann-Kendall Test for Trend: **DECREASING TREND**

p value = 0.007 Note: p value < 0.1 indicates a statistically significant trend (90% confidence level).

ARCADIS Design & Consultancy for natural and built assets

Concentration vs. Time Plot – VC in MW-75D

Ford Motor Company, Livonia Transmission Plant, Livonia, Michigan

Figure 30

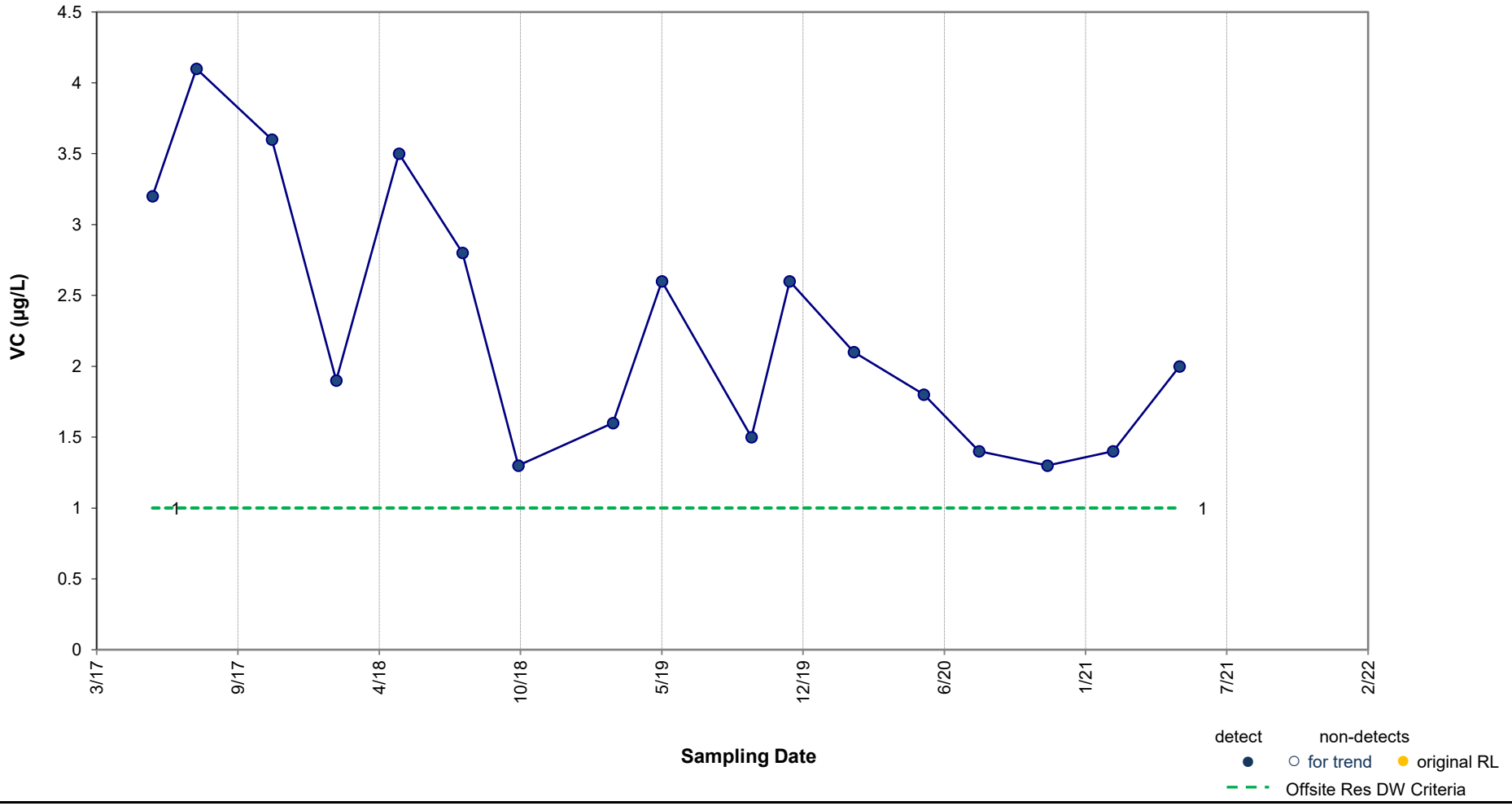

Results of Mann-Kendall Test for Trend: **DECREASING TREND**

p value = 0.002 Note: p value < 0.1 indicates a statistically significant trend (90% confidence level).

ARCADIS Design & Consultancy for natural and built assets

Concentration vs. Time Plot – VC in MW-79D

Ford Motor Company, Livonia Transmission Plant, Livonia, Michigan

Figure 31

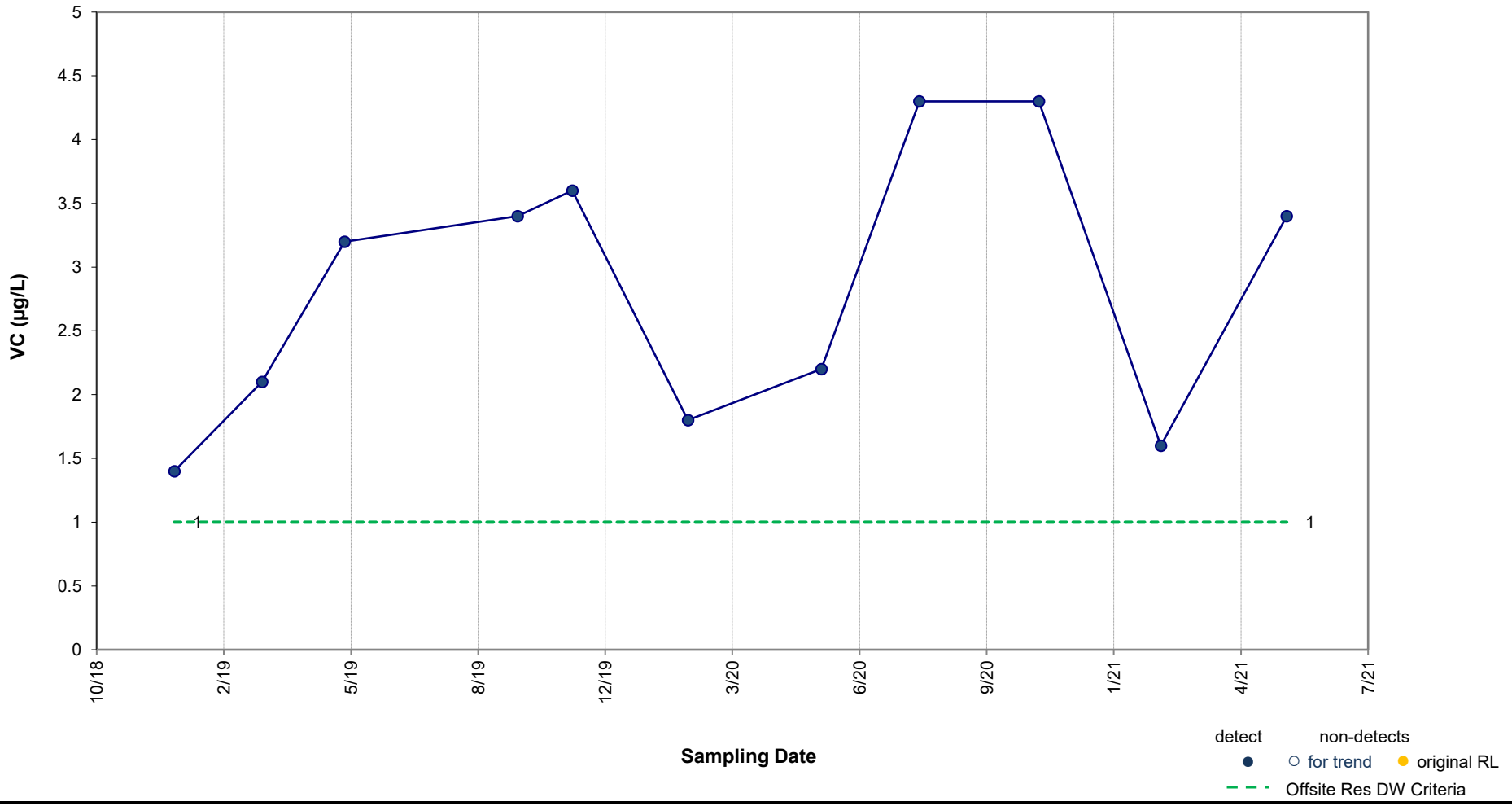

Results of Mann-Kendall Test for Trend: **No Significant Trend**

p value = 0.11 Note: p value < 0.1 indicates a statistically significant trend (90% confidence level).

ARCADIS Design & Consultancy for natural and built assets

Concentration vs. Time Plot – VC in MW-80SR

Ford Motor Company, Livonia Transmission Plant, Livonia, Michigan

Figure 32

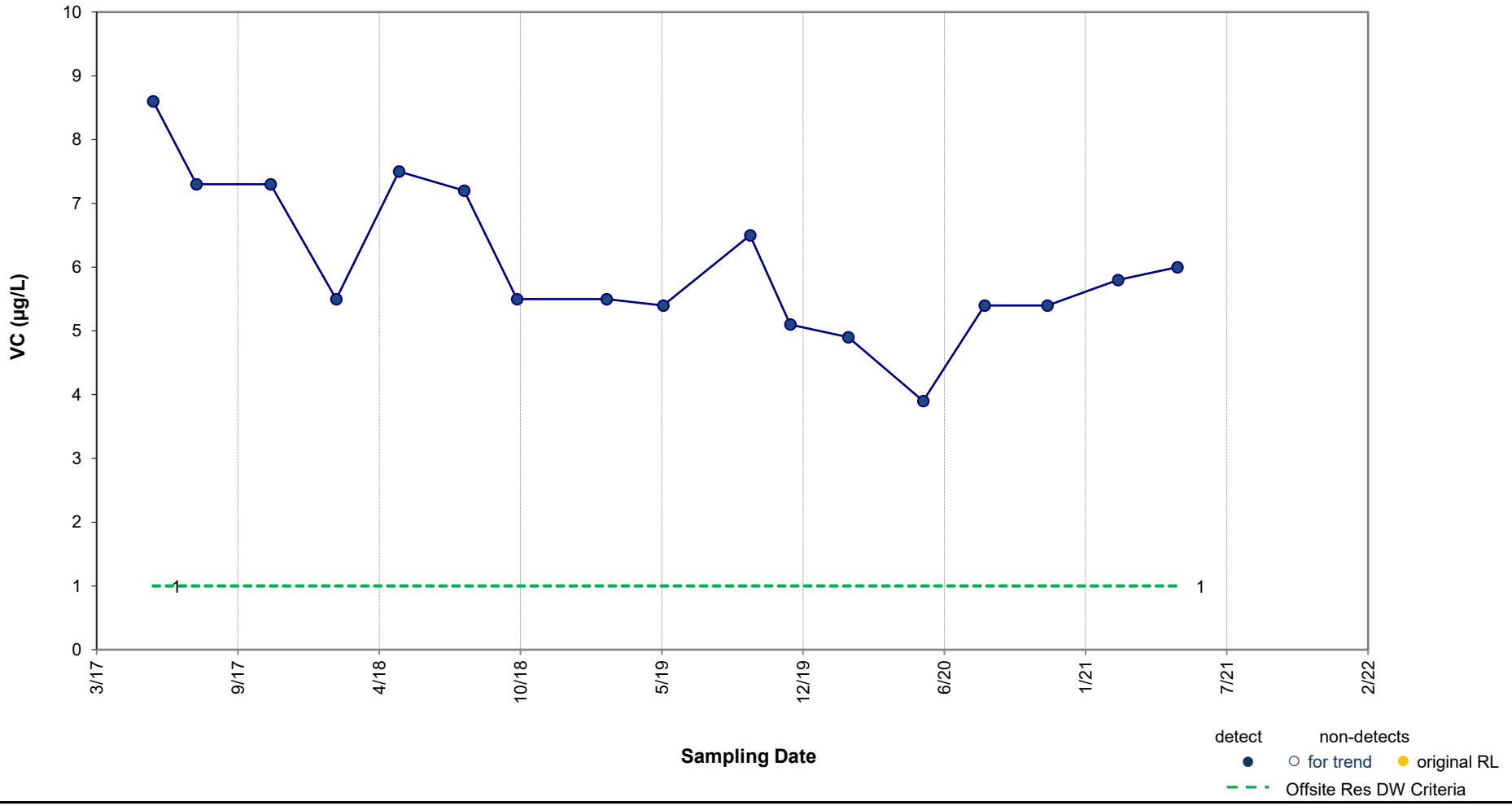

Results of Mann-Kendall Test for Trend: **DECREASING TREND**

p value = 0.005 Note: p value < 0.1 indicates a statistically significant trend (90% confidence level).

ARCADIS Design & Consultancy for natural and built assets

Concentration vs. Time Plot – VC in MW-85

Ford Motor Company, Livonia Transmission Plant, Livonia, Michigan

Figure 33

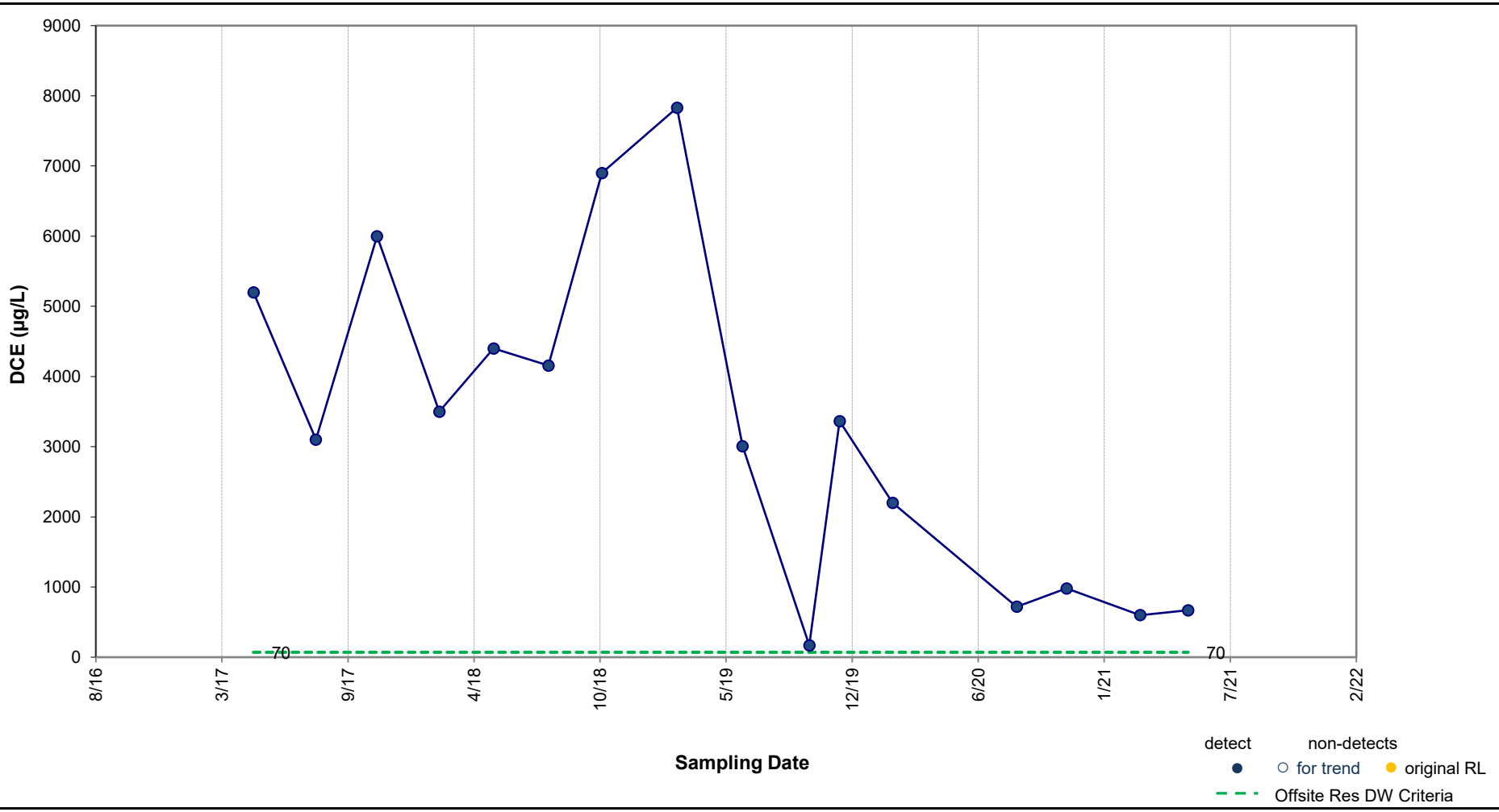

Results of Mann-Kendall Test for Trend: **DECREASING TREND**

p value = 0.004 Note: p value < 0.1 indicates a statistically significant trend (90% confidence level).

ARCADIS Design & Consultancy for natural and built assets

Concentration vs. Time Plot – DCE in TW-16-02

Ford Motor Company, Livonia Transmission Plant, Livonia, Michigan

Figure 34

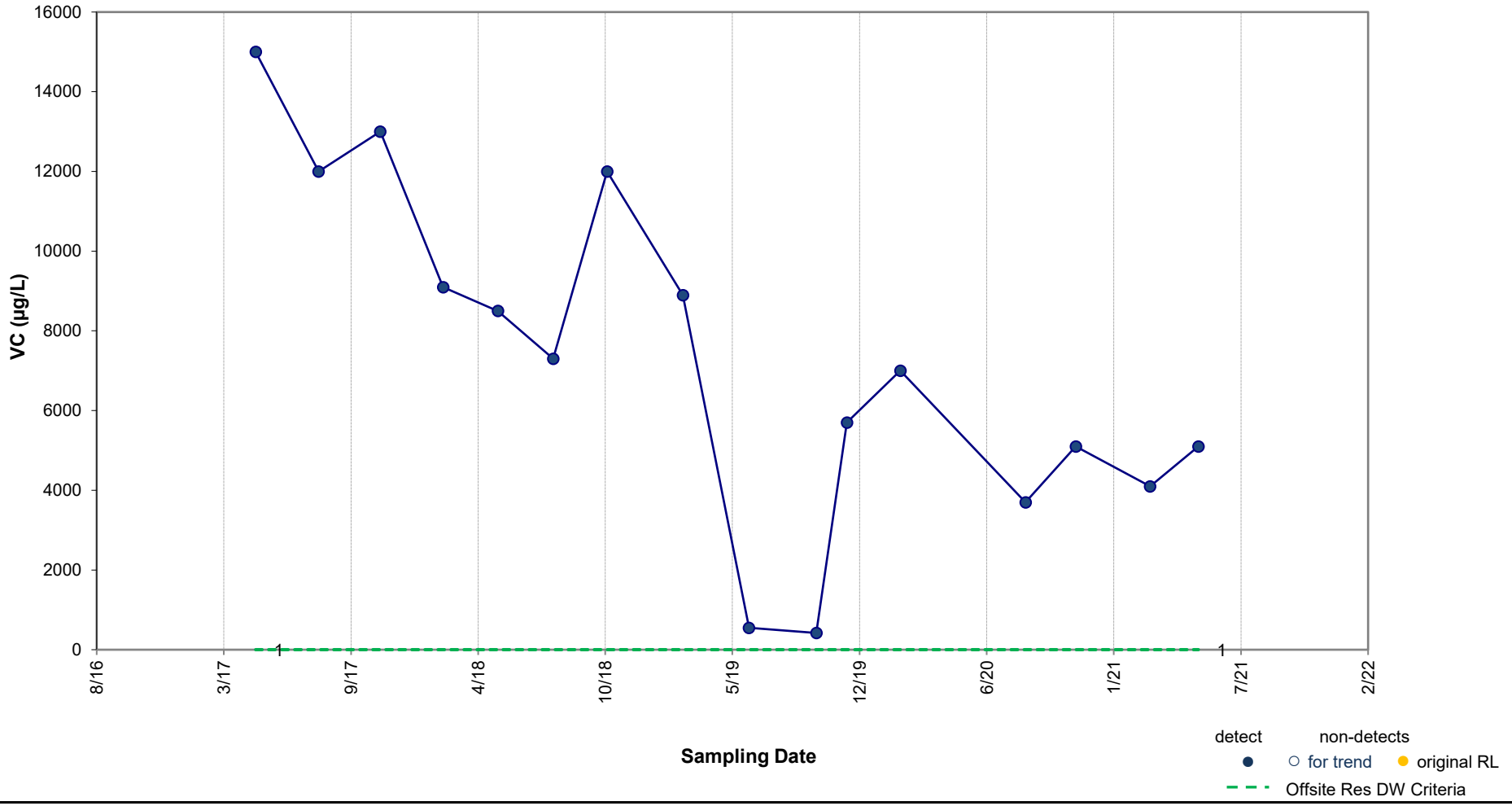

Results of Mann-Kendall Test for Trend: **DECREASING TREND**

p value = <0.001 Note: p value < 0.1 indicates a statistically significant trend (90% confidence level).

ARCADIS Design & Consultancy for natural and built assets

Concentration vs. Time Plot – VC in TW-16-02

Ford Motor Company, Livonia Transmission Plant, Livonia, Michigan

Figure 35

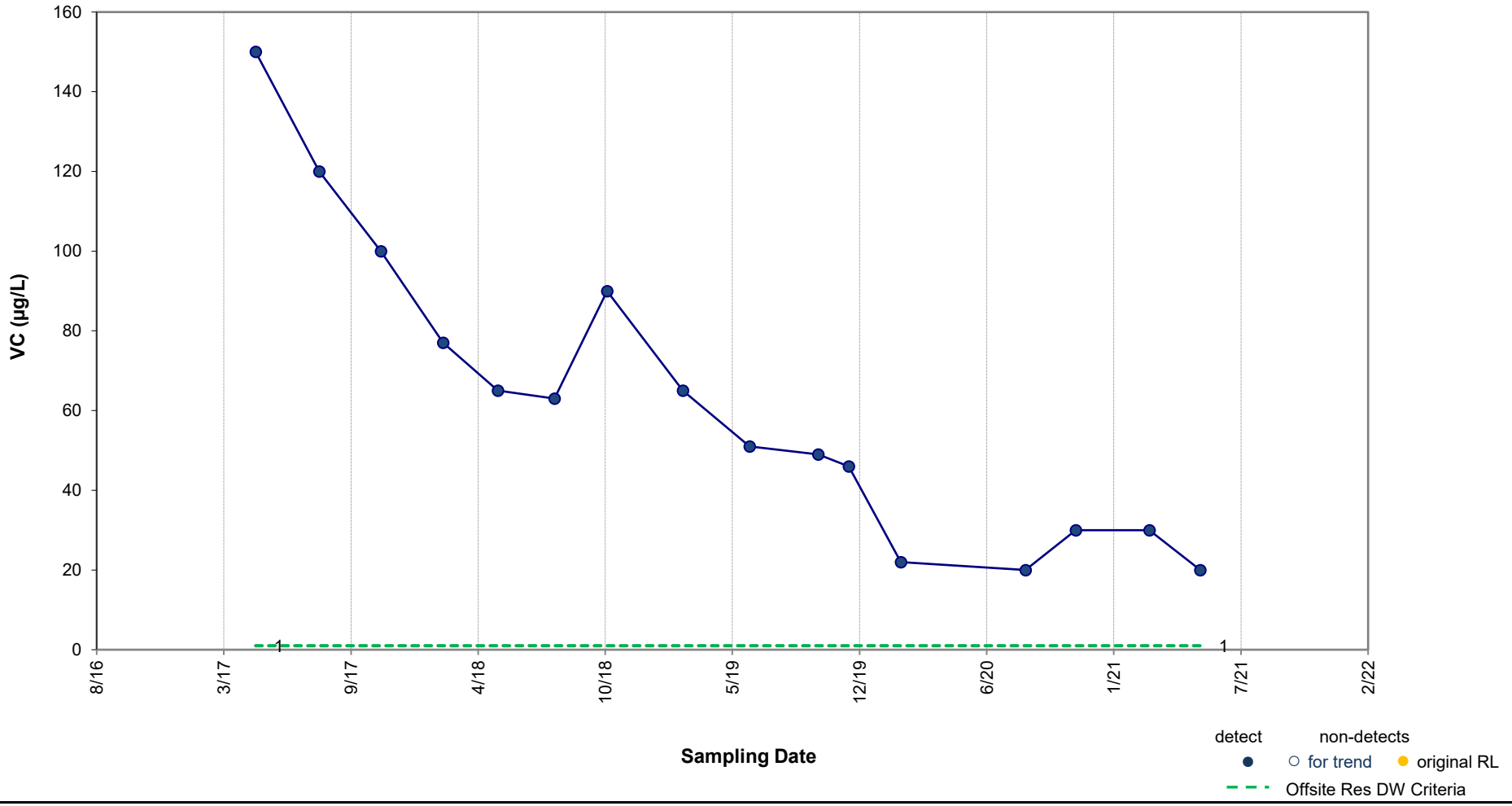

Results of Mann-Kendall Test for Trend: **DECREASING TREND**

p value = <0.001 Note: p value < 0.1 indicates a statistically significant trend (90% confidence level).

ARCADIS Design & Consultancy for natural and built assets

Concentration vs. Time Plot – VC in TW-16-04

Ford Motor Company, Livonia Transmission Plant, Livonia, Michigan

Figure 36

Arcadis of Michigan, LLC

28550 Cabot Drive

Suite 500

Novi, Michigan 48377

Tel 248 994 2240

www.arcadis.com