

ANALYTICAL REPORT

Eurofins Canton
180 S. Van Buren Avenue
Barberton, OH 44203
Tel: (330)497-9396

Laboratory Job ID: 240-171283-1
Client Project/Site: Ford LTP - Off Site

For:
ARCADIS U.S., Inc.
28550 Cabot Drive
Suite 500
Novi, Michigan 48377

Attn: Kristoffer Hinskey



Authorized for release by:
8/22/2022 4:13:15 PM
Opal Johnson, Project Manager II
(330)966-9279
Opal.Johnson@et.eurofinsus.com
Designee for
Michael DelMonico, Project Manager I
(330)497-9396
Michael.DelMonico@et.eurofinsus.com

LINKS

Review your project
results through



Have a Question?



Visit us at:

www.eurofinsus.com/Env

This report has been electronically signed and authorized by the signatory. Electronic signature is intended to be the legally binding equivalent of a traditionally handwritten signature.

Results relate only to the items tested and the sample(s) as received by the laboratory.



Table of Contents

Cover Page	1
Table of Contents	2
Definitions/Glossary	3
Case Narrative	4
Method Summary	5
Sample Summary	6
Detection Summary	7
Client Sample Results	8
Surrogate Summary	10
QC Sample Results	11
QC Association Summary	14
Lab Chronicle	15
Certification Summary	16
Chain of Custody	17

Definitions/Glossary

Client: ARCADIS U.S., Inc.
Project/Site: Ford LTP - Off Site

Job ID: 240-171283-1

Qualifiers

GC/MS VOA

Qualifier	Qualifier Description
E	Result exceeded calibration range.
F1	MS and/or MSD recovery exceeds control limits.
U	Indicates the analyte was analyzed for but not detected.

Glossary

Abbreviation	These commonly used abbreviations may or may not be present in this report.
α	Listed under the "D" column to designate that the result is reported on a dry weight basis
%R	Percent Recovery
CFL	Contains Free Liquid
CFU	Colony Forming Unit
CNF	Contains No Free Liquid
DER	Duplicate Error Ratio (normalized absolute difference)
Dil Fac	Dilution Factor
DL	Detection Limit (DoD/DOE)
DL, RA, RE, IN	Indicates a Dilution, Re-analysis, Re-extraction, or additional Initial metals/anion analysis of the sample
DLC	Decision Level Concentration (Radiochemistry)
EDL	Estimated Detection Limit (Dioxin)
LOD	Limit of Detection (DoD/DOE)
LOQ	Limit of Quantitation (DoD/DOE)
MCL	EPA recommended "Maximum Contaminant Level"
MDA	Minimum Detectable Activity (Radiochemistry)
MDC	Minimum Detectable Concentration (Radiochemistry)
MDL	Method Detection Limit
ML	Minimum Level (Dioxin)
MPN	Most Probable Number
MQL	Method Quantitation Limit
NC	Not Calculated
ND	Not Detected at the reporting limit (or MDL or EDL if shown)
NEG	Negative / Absent
POS	Positive / Present
PQL	Practical Quantitation Limit
PRES	Presumptive
QC	Quality Control
RER	Relative Error Ratio (Radiochemistry)
RL	Reporting Limit or Requested Limit (Radiochemistry)
RPD	Relative Percent Difference, a measure of the relative difference between two points
TEF	Toxicity Equivalent Factor (Dioxin)
TEQ	Toxicity Equivalent Quotient (Dioxin)
TNTC	Too Numerous To Count

Case Narrative

Client: ARCADIS U.S., Inc.
Project/Site: Ford LTP - Off Site

Job ID: 240-171283-1

Job ID: 240-171283-1

Laboratory: Eurofins Canton

Narrative

**Job Narrative
240-171283-1**

Comments

No additional comments.

Receipt

The samples were received on 8/10/2022 9:30 AM. Unless otherwise noted below, the samples arrived in good condition, and where required, properly preserved and on ice. The temperatures of the 2 coolers at receipt time were 2.0° C and 2.7° C.

GC/MS VOA

No analytical or quality issues were noted, other than those described in the Definitions/Glossary page.

VOA Prep

No analytical or quality issues were noted, other than those described in the Definitions/Glossary page.

- 1
- 2
- 3
- 4
- 5
- 6
- 7
- 8
- 9
- 10
- 11
- 12
- 13
- 14

Method Summary

Client: ARCADIS U.S., Inc.
Project/Site: Ford LTP - Off Site

Job ID: 240-171283-1

Method	Method Description	Protocol	Laboratory
8260D	Volatile Organic Compounds by GC/MS	SW846	EET CAN
8260D SIM	Volatile Organic Compounds (GC/MS)	SW846	EET CAN
5030C	Purge and Trap	SW846	EET CAN

Protocol References:

SW846 = "Test Methods For Evaluating Solid Waste, Physical/Chemical Methods", Third Edition, November 1986 And Its Updates.

Laboratory References:

EET CAN = Eurofins Canton, 180 S. Van Buren Avenue, Barberton, OH 44203, TEL (330)497-9396

- 1
- 2
- 3
- 4
- 5
- 6
- 7
- 8
- 9
- 10
- 11
- 12
- 13
- 14

Sample Summary

Client: ARCADIS U.S., Inc.
Project/Site: Ford LTP - Off Site

Job ID: 240-171283-1

Lab Sample ID	Client Sample ID	Matrix	Collected	Received
240-171283-1	TRIP BLANK_83	Water	08/05/22 00:00	08/10/22 11:49
240-171283-2	MW-92S_080522	Water	08/05/22 13:45	08/10/22 11:49

- 1
- 2
- 3
- 4
- 5
- 6
- 7
- 8
- 9
- 10
- 11
- 12
- 13
- 14

Detection Summary

Client: ARCADIS U.S., Inc.
Project/Site: Ford LTP - Off Site

Job ID: 240-171283-1

Client Sample ID: TRIP BLANK_83

Lab Sample ID: 240-171283-1

No Detections.

Client Sample ID: MW-92S_080522

Lab Sample ID: 240-171283-2

No Detections.

- 1
- 2
- 3
- 4
- 5
- 6
- 7
- 8
- 9
- 10
- 11
- 12
- 13
- 14

This Detection Summary does not include radiochemical test results.

Eurofins Canton

Client Sample Results

Client: ARCADIS U.S., Inc.
 Project/Site: Ford LTP - Off Site

Job ID: 240-171283-1

Client Sample ID: TRIP BLANK_83

Lab Sample ID: 240-171283-1

Date Collected: 08/05/22 00:00

Matrix: Water

Date Received: 08/10/22 11:49

Method: 8260D - Volatile Organic Compounds by GC/MS

Analyte	Result	Qualifier	RL	MDL	Unit	D	Prepared	Analyzed	Dil Fac
1,1-Dichloroethene	1.0	U	1.0	0.49	ug/L			08/11/22 19:47	1
cis-1,2-Dichloroethene	1.0	U	1.0	0.46	ug/L			08/11/22 19:47	1
Tetrachloroethene	1.0	U	1.0	0.44	ug/L			08/11/22 19:47	1
trans-1,2-Dichloroethene	1.0	U	1.0	0.51	ug/L			08/11/22 19:47	1
Trichloroethene	1.0	U	1.0	0.44	ug/L			08/11/22 19:47	1
Vinyl chloride	1.0	U	1.0	0.45	ug/L			08/11/22 19:47	1

Surrogate	%Recovery	Qualifier	Limits	Prepared	Analyzed	Dil Fac
1,2-Dichloroethane-d4 (Surr)	93		62 - 137		08/11/22 19:47	1
4-Bromofluorobenzene (Surr)	84		56 - 136		08/11/22 19:47	1
Toluene-d8 (Surr)	97		78 - 122		08/11/22 19:47	1
Dibromofluoromethane (Surr)	100		73 - 120		08/11/22 19:47	1

Client Sample Results

Client: ARCADIS U.S., Inc.
 Project/Site: Ford LTP - Off Site

Job ID: 240-171283-1

Client Sample ID: MW-92S_080522

Lab Sample ID: 240-171283-2

Date Collected: 08/05/22 13:45

Matrix: Water

Date Received: 08/10/22 11:49

Method: 8260D SIM - Volatile Organic Compounds (GC/MS)

Analyte	Result	Qualifier	RL	MDL	Unit	D	Prepared	Analyzed	Dil Fac
1,4-Dioxane	2.0	U	2.0	0.86	ug/L			08/14/22 22:07	1

Surrogate	%Recovery	Qualifier	Limits	Prepared	Analyzed	Dil Fac
1,2-Dichloroethane-d4 (Surr)	87		66 - 120		08/14/22 22:07	1

Method: 8260D - Volatile Organic Compounds by GC/MS

Analyte	Result	Qualifier	RL	MDL	Unit	D	Prepared	Analyzed	Dil Fac
1,1-Dichloroethene	1.0	U	1.0	0.49	ug/L			08/11/22 20:11	1
cis-1,2-Dichloroethene	1.0	U	1.0	0.46	ug/L			08/11/22 20:11	1
Tetrachloroethene	1.0	U	1.0	0.44	ug/L			08/11/22 20:11	1
trans-1,2-Dichloroethene	1.0	U	1.0	0.51	ug/L			08/11/22 20:11	1
Trichloroethene	1.0	U	1.0	0.44	ug/L			08/11/22 20:11	1
Vinyl chloride	1.0	U	1.0	0.45	ug/L			08/11/22 20:11	1

Surrogate	%Recovery	Qualifier	Limits	Prepared	Analyzed	Dil Fac
1,2-Dichloroethane-d4 (Surr)	93		62 - 137		08/11/22 20:11	1
4-Bromofluorobenzene (Surr)	84		56 - 136		08/11/22 20:11	1
Toluene-d8 (Surr)	96		78 - 122		08/11/22 20:11	1
Dibromofluoromethane (Surr)	100		73 - 120		08/11/22 20:11	1

Surrogate Summary

Client: ARCADIS U.S., Inc.
Project/Site: Ford LTP - Off Site

Job ID: 240-171283-1

Method: 8260D - Volatile Organic Compounds by GC/MS

Matrix: Water

Prep Type: Total/NA

Percent Surrogate Recovery (Acceptance Limits)

Lab Sample ID	Client Sample ID	DCA	BFB	TOL	DBFM
		(62-137)	(56-136)	(78-122)	(73-120)
240-171141-B-17 MS	Matrix Spike	93	90	102	103
240-171141-B-17 MSD	Matrix Spike Duplicate	97	91	101	106
240-171283-1	TRIP BLANK_83	93	84	97	100
240-171283-2	MW-92S_080522	93	84	96	100
LCS 240-538489/8	Lab Control Sample	90	86	96	99
MB 240-538489/9	Method Blank	90	83	94	96

Surrogate Legend

DCA = 1,2-Dichloroethane-d4 (Surr)

BFB = 4-Bromofluorobenzene (Surr)

TOL = Toluene-d8 (Surr)

DBFM = Dibromofluoromethane (Surr)

Method: 8260D SIM - Volatile Organic Compounds (GC/MS)

Matrix: Water

Prep Type: Total/NA

Percent Surrogate Recovery (Acceptance Limits)

Lab Sample ID	Client Sample ID	DCA
		(66-120)
240-171283-2	MW-92S_080522	87
240-171285-H-2 MSD	Matrix Spike Duplicate	89
240-171285-I-2 MS	Matrix Spike	89
LCS 240-538770/3	Lab Control Sample	85
MB 240-538770/4	Method Blank	86

Surrogate Legend

DCA = 1,2-Dichloroethane-d4 (Surr)

QC Sample Results

Client: ARCADIS U.S., Inc.
Project/Site: Ford LTP - Off Site

Job ID: 240-171283-1

Method: 8260D - Volatile Organic Compounds by GC/MS

Lab Sample ID: MB 240-538489/9
Matrix: Water
Analysis Batch: 538489

Client Sample ID: Method Blank
Prep Type: Total/NA

Analyte	MB MB		RL	MDL	Unit	D	Prepared	Analyzed	Dil Fac
	Result	Qualifier							
1,1-Dichloroethene	1.0	U	1.0	0.49	ug/L			08/11/22 13:39	1
cis-1,2-Dichloroethene	1.0	U	1.0	0.46	ug/L			08/11/22 13:39	1
Tetrachloroethene	1.0	U	1.0	0.44	ug/L			08/11/22 13:39	1
trans-1,2-Dichloroethene	1.0	U	1.0	0.51	ug/L			08/11/22 13:39	1
Trichloroethene	1.0	U	1.0	0.44	ug/L			08/11/22 13:39	1
Vinyl chloride	1.0	U	1.0	0.45	ug/L			08/11/22 13:39	1

Surrogate	MB MB		Limits	Prepared	Analyzed	Dil Fac
	%Recovery	Qualifier				
1,2-Dichloroethane-d4 (Surr)	90		62 - 137		08/11/22 13:39	1
4-Bromofluorobenzene (Surr)	83		56 - 136		08/11/22 13:39	1
Toluene-d8 (Surr)	94		78 - 122		08/11/22 13:39	1
Dibromofluoromethane (Surr)	96		73 - 120		08/11/22 13:39	1

Lab Sample ID: LCS 240-538489/8
Matrix: Water
Analysis Batch: 538489

Client Sample ID: Lab Control Sample
Prep Type: Total/NA

Analyte	Spike Added	LCS LCS		Unit	D	%Rec	%Rec Limits
		Result	Qualifier				
1,1-Dichloroethene	20.0	17.4		ug/L		87	63 - 134
cis-1,2-Dichloroethene	20.0	17.6		ug/L		88	77 - 123
Tetrachloroethene	20.0	17.6		ug/L		88	76 - 123
trans-1,2-Dichloroethene	20.0	16.4		ug/L		82	75 - 124
Trichloroethene	20.0	18.0		ug/L		90	70 - 122
Vinyl chloride	20.0	16.4		ug/L		82	60 - 144

Surrogate	LCS LCS		Limits
	%Recovery	Qualifier	
1,2-Dichloroethane-d4 (Surr)	90		62 - 137
4-Bromofluorobenzene (Surr)	86		56 - 136
Toluene-d8 (Surr)	96		78 - 122
Dibromofluoromethane (Surr)	99		73 - 120

Lab Sample ID: 240-171141-B-17 MS
Matrix: Water
Analysis Batch: 538489

Client Sample ID: Matrix Spike
Prep Type: Total/NA

Analyte	Sample Sample		Spike Added	MS MS		Unit	D	%Rec	%Rec Limits
	Result	Qualifier		Result	Qualifier				
1,1-Dichloroethene	13	U	250	226		ug/L		90	56 - 135
cis-1,2-Dichloroethene	13		250	249		ug/L		94	66 - 128
Tetrachloroethene	690	F1	250	867	E	ug/L		70	62 - 131
trans-1,2-Dichloroethene	13	U	250	214		ug/L		85	56 - 136
Trichloroethene	14		250	245		ug/L		92	61 - 124
Vinyl chloride	13	U	250	212		ug/L		85	43 - 157

Surrogate	MS MS		Limits
	%Recovery	Qualifier	
1,2-Dichloroethane-d4 (Surr)	93		62 - 137
4-Bromofluorobenzene (Surr)	90		56 - 136
Toluene-d8 (Surr)	102		78 - 122

QC Sample Results

Client: ARCADIS U.S., Inc.
Project/Site: Ford LTP - Off Site

Job ID: 240-171283-1

Method: 8260D - Volatile Organic Compounds by GC/MS (Continued)

Lab Sample ID: 240-171141-B-17 MS
Matrix: Water
Analysis Batch: 538489

Client Sample ID: Matrix Spike
Prep Type: Total/NA

Surrogate	%Recovery	MS MS Qualifier	Limits
Dibromofluoromethane (Surr)	103		73 - 120

Lab Sample ID: 240-171141-B-17 MSD
Matrix: Water
Analysis Batch: 538489

Client Sample ID: Matrix Spike Duplicate
Prep Type: Total/NA

Analyte	Sample Result	Sample Qualifier	Spike Added	MSD Result	MSD Qualifier	Unit	D	%Rec	%Rec Limits	RPD	RPD Limit
1,1-Dichloroethene	13	U	250	229		ug/L		92	56 - 135	1	26
cis-1,2-Dichloroethene	13		250	265		ug/L		101	66 - 128	6	14
Tetrachloroethene	690	F1	250	844	E F1	ug/L		61	62 - 131	3	20
trans-1,2-Dichloroethene	13	U	250	223		ug/L		89	56 - 136	4	15
Trichloroethene	14		250	255		ug/L		96	61 - 124	4	15
Vinyl chloride	13	U	250	216		ug/L		86	43 - 157	2	24

Surrogate	%Recovery	MSD MSD Qualifier	Limits
1,2-Dichloroethane-d4 (Surr)	97		62 - 137
4-Bromofluorobenzene (Surr)	91		56 - 136
Toluene-d8 (Surr)	101		78 - 122
Dibromofluoromethane (Surr)	106		73 - 120

Method: 8260D SIM - Volatile Organic Compounds (GC/MS)

Lab Sample ID: MB 240-538770/4
Matrix: Water
Analysis Batch: 538770

Client Sample ID: Method Blank
Prep Type: Total/NA

Analyte	MB Result	MB Qualifier	RL	MDL	Unit	D	Prepared	Analyzed	Dil Fac
1,4-Dioxane	2.0	U	2.0	0.86	ug/L			08/14/22 20:26	1

Surrogate	%Recovery	MB MB Qualifier	Limits	Prepared	Analyzed	Dil Fac
1,2-Dichloroethane-d4 (Surr)	86		66 - 120		08/14/22 20:26	1

Lab Sample ID: LCS 240-538770/3
Matrix: Water
Analysis Batch: 538770

Client Sample ID: Lab Control Sample
Prep Type: Total/NA

Analyte	Spike Added	LCS Result	LCS Qualifier	Unit	D	%Rec	%Rec Limits
1,4-Dioxane	10.0	9.43		ug/L		94	80 - 122

Surrogate	%Recovery	LCS LCS Qualifier	Limits
1,2-Dichloroethane-d4 (Surr)	85		66 - 120

Lab Sample ID: 240-171285-H-2 MSD
Matrix: Water
Analysis Batch: 538770

Client Sample ID: Matrix Spike Duplicate
Prep Type: Total/NA

Analyte	Sample Result	Sample Qualifier	Spike Added	MSD Result	MSD Qualifier	Unit	D	%Rec	%Rec Limits	RPD	RPD Limit
1,4-Dioxane	2.0	U	10.0	11.0		ug/L		110	51 - 153	5	16

Eurofins Canton

QC Sample Results

Client: ARCADIS U.S., Inc.
 Project/Site: Ford LTP - Off Site

Job ID: 240-171283-1

Method: 8260D SIM - Volatile Organic Compounds (GC/MS) (Continued)

<i>Surrogate</i>	<i>MSD %Recovery</i>	<i>MSD Qualifier</i>	<i>Limits</i>
1,2-Dichloroethane-d4 (Surr)	89		66 - 120

Lab Sample ID: 240-171285-I-2 MS
Matrix: Water
Analysis Batch: 538770

Client Sample ID: Matrix Spike
Prep Type: Total/NA

<i>Analyte</i>	<i>Sample Result</i>	<i>Sample Qualifier</i>	<i>Spike Added</i>	<i>MS Result</i>	<i>MS Qualifier</i>	<i>Unit</i>	<i>D</i>	<i>%Rec</i>	<i>%Rec Limits</i>
1,4-Dioxane	2.0	U	10.0	10.5		ug/L		105	51 - 153

<i>Surrogate</i>	<i>MS %Recovery</i>	<i>MS Qualifier</i>	<i>Limits</i>
1,2-Dichloroethane-d4 (Surr)	89		66 - 120

- 1
- 2
- 3
- 4
- 5
- 6
- 7
- 8
- 9
- 10
- 11
- 12
- 13
- 14

QC Association Summary

Client: ARCADIS U.S., Inc.
Project/Site: Ford LTP - Off Site

Job ID: 240-171283-1

GC/MS VOA

Analysis Batch: 538489

Lab Sample ID	Client Sample ID	Prep Type	Matrix	Method	Prep Batch
240-171283-1	TRIP BLANK_83	Total/NA	Water	8260D	
240-171283-2	MW-92S_080522	Total/NA	Water	8260D	
MB 240-538489/9	Method Blank	Total/NA	Water	8260D	
LCS 240-538489/8	Lab Control Sample	Total/NA	Water	8260D	
240-171141-B-17 MS	Matrix Spike	Total/NA	Water	8260D	
240-171141-B-17 MSD	Matrix Spike Duplicate	Total/NA	Water	8260D	

Analysis Batch: 538770

Lab Sample ID	Client Sample ID	Prep Type	Matrix	Method	Prep Batch
240-171283-2	MW-92S_080522	Total/NA	Water	8260D SIM	
MB 240-538770/4	Method Blank	Total/NA	Water	8260D SIM	
LCS 240-538770/3	Lab Control Sample	Total/NA	Water	8260D SIM	
240-171285-H-2 MSD	Matrix Spike Duplicate	Total/NA	Water	8260D SIM	
240-171285-I-2 MS	Matrix Spike	Total/NA	Water	8260D SIM	

Lab Chronicle

Client: ARCADIS U.S., Inc.
Project/Site: Ford LTP - Off Site

Job ID: 240-171283-1

Client Sample ID: TRIP BLANK_83

Lab Sample ID: 240-171283-1

Date Collected: 08/05/22 00:00

Matrix: Water

Date Received: 08/10/22 11:49

Prep Type	Batch Type	Batch Method	Run	Dilution Factor	Batch Number	Analyst	Lab	Prepared or Analyzed
Total/NA	Analysis	8260D		1	538489	HMB	EET CAN	08/11/22 19:47

Client Sample ID: MW-92S_080522

Lab Sample ID: 240-171283-2

Date Collected: 08/05/22 13:45

Matrix: Water

Date Received: 08/10/22 11:49

Prep Type	Batch Type	Batch Method	Run	Dilution Factor	Batch Number	Analyst	Lab	Prepared or Analyzed
Total/NA	Analysis	8260D		1	538489	HMB	EET CAN	08/11/22 20:11
Total/NA	Analysis	8260D SIM		1	538770	CS	EET CAN	08/14/22 22:07

Laboratory References:

EET CAN = Eurofins Canton, 180 S. Van Buren Avenue, Barberton, OH 44203, TEL (330)497-9396



Accreditation/Certification Summary

Client: ARCADIS U.S., Inc.
Project/Site: Ford LTP - Off Site

Job ID: 240-171283-1


Laboratory: Eurofins Canton

All accreditations/certifications held by this laboratory are listed. Not all accreditations/certifications are applicable to this report.

Authority	Program	Identification Number	Expiration Date
California	State	2927	02-27-23
Connecticut	State	PH-0590	12-31-23
Florida	NELAP	E87225	06-30-23
Georgia	State	4062	02-27-23
Illinois	NELAP	200004	07-31-23
Iowa	State	421	06-01-23
Kentucky (UST)	State	112225	02-27-23
Kentucky (WW)	State	KY98016	12-31-22
Minnesota	NELAP	039-999-348	12-31-22
Minnesota (Petrofund)	State	3506	08-01-23
New Jersey	NELAP	OH001	06-30-23
New York	NELAP	10975	04-01-23
Ohio	State	8303	02-23-23
Ohio VAP	State	CL0024	02-27-23
Oregon	NELAP	4062	02-27-23
Pennsylvania	NELAP	68-00340	08-31-23
Texas	NELAP	T104704517-22-17	08-31-22
Virginia	NELAP	11570	09-14-22
Washington	State	C971	01-12-23
West Virginia DEP	State	210	12-31-22

TestAmerica Laboratory location: Brighton -- 10448 Citation Drive, Suite 200 / Brighton, MI 48116 / 810-229-2763

Client Contact Company Name: Arcadis Address: 28550 Cahot Drive, Suite 500 City/State/Zip: Novi, MI, 48377 Phone: 248-994-2240		Regulatory program: <input type="checkbox"/> DW <input type="checkbox"/> NPDES <input type="checkbox"/> RCRA <input type="checkbox"/> Other	
Client Project Manager: Kris Hinskey Telephone: 269-832-7478 Email: Kristoffer.Hinskey@arcadis.com		Lab Contact: Mike DelMontico Telephone: 330-966-9783	
Sampler Name: Sam Sukorin Method of Shipment/Carrier: Shipping/Tracking No:		TAT if different from below 10 day <input checked="" type="checkbox"/> 3 weeks <input type="checkbox"/> 2 weeks <input type="checkbox"/> 1 week <input type="checkbox"/> 2 days <input type="checkbox"/> 1 day	
Sample Identification TRIP BLANK - 83 Mw-975-0810522		Analysis Turnaround Time Filtered Sample (Y / N) Composite=C / Grab=G 1,1-DCE 8260D cis-1,2-DCE 8260D Trans-1,2-DCE 8260D PCE 8260D TCE 8260D Vinyl Chloride 8260D 1,4-Dioxane 8260D SIM	
Matrix Air <input type="checkbox"/> Aqueous <input type="checkbox"/> Sediment <input type="checkbox"/> Solid <input type="checkbox"/> Other:		Containers & Preservatives H2SO4 <input type="checkbox"/> HNO3 <input type="checkbox"/> HCl <input type="checkbox"/> NaOH <input type="checkbox"/> ZnAc <input type="checkbox"/> Unpres <input type="checkbox"/> Other:	
Sample Date: 8/5/22 Sample Time: 1345		Walk-in client <input type="checkbox"/> Lab sampling <input type="checkbox"/> Job/SDG No:	
Sample Disposal (A fee may be assessed if samples are retained longer than 1 month) <input type="checkbox"/> Return to Client <input checked="" type="checkbox"/> Disposal By Lab <input type="checkbox"/> Archive For _____ Months		Date/Time: 8/10/22 9:30 Date/Time: 8/9/22 1410 Date/Time: 8/10/22 1610	
Possible Hazard Identification <input checked="" type="checkbox"/> Non-Hazard <input type="checkbox"/> Flammable <input type="checkbox"/> Skin Irritant <input type="checkbox"/> Poison B <input type="checkbox"/> Unknown		Company: Arcadis Date/Time: 8/10/22 Received by: Arcadis Cold Storage	
Special Instructions/OC Requirements & Comments: Sample Address: 07036 Brewster St front yard Submit all results through Cadena at fomalia@cadena.com, Cadena #E203631 Level IV Reporting requested.		Company: Arcadis Date/Time: 8/9/22 1410 Received by: Sam Hee	
Relinquished by: Sam Sukorin Relinquished by: Sam Hee		Company: Arcadis Date/Time: 8/9/22 1410 Received by: Mandy Bar	
Relinquished by:		Company: Arcadis Date/Time: 8/9/22 1410 Received by:	



Needs Trip Blankets. 8/19/22



Eurofins - Canton Sample Receipt Form/Narrative Login # : _____
Barberton Facility

Client Arcaadis Site Name _____ Cooler unpacked by: Justin H
Cooler Received on 8-10-22 Opened on 8-10-22
FedEx: 1st Grd Exp UPS FAS Clipper Client Drop Off Eurofins Courier Other _____

Receipt After-hours: Drop-off Date/Time _____ Storage Location _____

Eurofins Cooler # TA Foam Box Client Cooler Box Other _____
Packing material used: Bubble Wrap Foam Plastic Bag None Other _____
COOLANT: Wet Ice Blue Ice Dry Ice Water None

1. Cooler temperature upon receipt See Multiple Cooler Form
IR GUN# IR-13 (CF +0.7 °C) Observed Cooler Temp. _____ °C Corrected Cooler Temp. _____ °C
IR GUN #IR-15 (CF 0.0°C) Observed Cooler Temp. _____ °C Corrected Cooler Temp. _____ °C

2. Were tamper/custody seals on the outside of the cooler(s)? If Yes Quantity 1 No
- Were the seals on the outside of the cooler(s) signed & dated? No NA
- Were tamper/custody seals on the bottle(s) or bottle kits (LLHg/MeHg)? No NA
- Were tamper/custody seals intact and uncompromised? No NA

3. Shippers' packing slip attached to the cooler(s)? No NA
4. Did custody papers accompany the sample(s)? No NA
5. Were the custody papers relinquished & signed in the appropriate place? No NA
6. Was/were the person(s) who collected the samples clearly identified on the COC? No NA
7. Did all bottles arrive in good condition (Unbroken)? No NA
8. Could all bottle labels (ID/Date/Time) be reconciled with the COC? No NA
9. For each sample, does the COC specify preservatives (Y/N), # of containers (Y/N), and sample type of grab/comp (Y/N)?
10. Were correct bottle(s) used for the test(s) indicated? No NA
11. Sufficient quantity received to perform indicated analyses? No NA
12. Are these work share samples and all listed on the COC? Yes No

If yes, Questions 13-17 have been checked at the originating laboratory.

13. Were all preserved sample(s) at the correct pH upon receipt? Yes No NA pH Strip Lot# HC286797
14. Were VOAs on the COC? No NA
15. Were air bubbles >6 mm in any VOA vials? Larger than this. Yes No NA
16. Was a VOA trip blank present in the cooler(s)? Trip Blank Lot # Covered No NA
17. Was a LL Hg or Me Hg trip blank present? Yes No

Contacted PM _____ Date _____ by _____ via Verbal Voice Mail Other _____
Concerning _____

Tests that are not checked for pH by Receiving:
VOAs
Oil and Grease
TOC

18. CHAIN OF CUSTODY & SAMPLE DISCREPANCIES additional next page Samples processed by: _____

19. SAMPLE CONDITION
Sample(s) _____ were received after the recommended holding time had expired.
Sample(s) _____ were received in a broken container.
Sample(s) _____ were received with bubble >6 mm in diameter. (Notify PM)

20. SAMPLE PRESERVATION
Sample(s) _____ were further preserved in the laboratory.
Time preserved: _____ Preservative(s) added/Lot number(s): _____
VOA Sample Preservation - Date/Time VOAs Frozen: _____

Eurofins - Canton Sample Receipt Multiple Cooler Form									
Cooler Description (Circle)				IR Gun # (Circle)	Observed Temp °C	Corrected Temp °C	Coolant (Circle)		
TA	Client	Box	Other	IR-13 (IR-15)	2.0	2.0	Wet Ice	Blue Ice	Dry Ice
TA	Client	Box	Other	IR-13 (IR-15)	2.7	2.7	Water	None	
TA	Client	Box	Other	IR-13 IR-15			Wet Ice	Blue Ice	Dry Ice
TA	Client	Box	Other	IR-13 IR-15			Water	None	
TA	Client	Box	Other	IR-13 IR-15			Wet Ice	Blue Ice	Dry Ice
TA	Client	Box	Other	IR-13 IR-15			Water	None	
TA	Client	Box	Other	IR-13 IR-15			Wet Ice	Blue Ice	Dry Ice
TA	Client	Box	Other	IR-13 IR-15			Water	None	
TA	Client	Box	Other	IR-13 IR-15			Wet Ice	Blue Ice	Dry Ice
TA	Client	Box	Other	IR-13 IR-15			Water	None	
TA	Client	Box	Other	IR-13 IR-15			Wet Ice	Blue Ice	Dry Ice
TA	Client	Box	Other	IR-13 IR-15			Water	None	
TA	Client	Box	Other	IR-13 IR-15			Wet Ice	Blue Ice	Dry Ice
TA	Client	Box	Other	IR-13 IR-15			Water	None	
TA	Client	Box	Other	IR-13 IR-15			Wet Ice	Blue Ice	Dry Ice
TA	Client	Box	Other	IR-13 IR-15			Water	None	
TA	Client	Box	Other	IR-13 IR-15			Wet Ice	Blue Ice	Dry Ice
TA	Client	Box	Other	IR-13 IR-15			Water	None	
TA	Client	Box	Other	IR-13 IR-15			Wet Ice	Blue Ice	Dry Ice
TA	Client	Box	Other	IR-13 IR-15			Water	None	
TA	Client	Box	Other	IR-13 IR-15			Wet Ice	Blue Ice	Dry Ice
TA	Client	Box	Other	IR-13 IR-15			Water	None	
TA	Client	Box	Other	IR-13 IR-15			Wet Ice	Blue Ice	Dry Ice
TA	Client	Box	Other	IR-13 IR-15			Water	None	
TA	Client	Box	Other	IR-13 IR-15			Wet Ice	Blue Ice	Dry Ice
TA	Client	Box	Other	IR-13 IR-15			Water	None	
TA	Client	Box	Other	IR-13 IR-15			Wet Ice	Blue Ice	Dry Ice
TA	Client	Box	Other	IR-13 IR-15			Water	None	
TA	Client	Box	Other	IR-13 IR-15			Wet Ice	Blue Ice	Dry Ice
TA	Client	Box	Other	IR-13 IR-15			Water	None	
TA	Client	Box	Other	IR-13 IR-15			Wet Ice	Blue Ice	Dry Ice
TA	Client	Box	Other	IR-13 IR-15			Water	None	
TA	Client	Box	Other	IR-13 IR-15			Wet Ice	Blue Ice	Dry Ice
TA	Client	Box	Other	IR-13 IR-15			Water	None	
TA	Client	Box	Other	IR-13 IR-15			Wet Ice	Blue Ice	Dry Ice
TA	Client	Box	Other	IR-13 IR-15			Water	None	

See Temperature Excursion Form

DATA VERIFICATION REPORT



August 22, 2022

Kris Hinskey
Arcadis Inc
10559 Citation Ave
Suite 100
Brighton, MI 48116

CADENA project ID: E203631
Project: Ford Livonia Transmission Project - OFF-SITE - Soil Gas and Groundwater
Project number: 30080642.402.04
Event Specific Scope of Work References: Sample COC
Laboratory: Eurofins Environment Testing LLC - Barberton
Laboratory submittal: 171283-1
Sample date: 2022-08-05
Report received by CADENA: 2022-08-22
Initial Data Verification completed by CADENA: 2022-08-22
Number of Samples:2
Sample Matrices:Water
Test Categories:GCMS VOC

Please see attached criteria report or sample result/qualified analytical result summary for qualifier flags assigned to sample data.

The following minor QC exceptions or missing information were noted:

GCMS VOC QC batch MS/MSD recovery outliers were not determined using a client sample so qualification was not required based on these sample-specific QC outliers.

Sample/MS/MSD Surrogate Recovery, Blank/LCS Surrogate Recovery, LCS/LCD Recovery, Blank Contamination and Hold Time Exception were reviewed as part of our verification.

Data verification for the report specified above was completed using the Ford Motor Company Environmental Laboratory Technical Specification, the CADENA Standard Operating Procedure for the Verification of Environmental Analytical Data and the associated analytical methods as references for evaluating the batch QC, sample data and report content. The EPA National Functional Guidelines for validating organic and inorganic data were used as guidance when addressing out of control QC results and the associated data qualifiers.

The definitions of the qualifiers used for this data package are defined in the analytical report. CADENA valid qualifiers are defined in the table below. To view and download a PDF copy of the laboratory analytical report access the CADENA CLMS at <http://clms.cadenaco.com/index.cfm>.

Please contact me if you have any questions.

Sincerely,

Jim Tomalia

Project Scientist

CADENA Inc, 1099 Highland Drive, Suite E, Ann Arbor, MI 48108 517-819-0356

CADENA Valid Qualifiers

Valid Qualifiers	Description
<	Less than the reported concentration.
>	Greater than the reported concentration.
B	The analyte / compound was detected in the associated blank. For Organic methods the sample concentration was greater than the RDL and less than 5x (or 10x for common lab contaminants) the blank concentration and is considered non-detect at the reported concentration. For Inorganic methods the sample concentration was greater than the RDL and less than 10x the blank concentration and is considered non-detect at the reported concentration.
E	The analyte / Compound reported exceeds the calibration range and is considered estimated.
EMPC	Estimated Minimum Potential Contamination - Dioxin/Furan analyses only.
J	Indicates an estimated value. This flag is used either when estimating a concentration for a tentatively identified compound or when the data indicates the presence of an analyte / compound but the result is less than the sample Quantitation limit, but greater than zero. The flag is also used in data validation to indicate a reported value should be considered estimated due to associated quality assurance deficiencies.
J-	The result is an estimated quantity, but the result may be biased low.
JB	NON-DETECT AT THE CONCENTRATION REPORTED AND ESTIMATED
JH	The sample result is considered estimated and is potentially biased high.
JL	The sample result is considered estimated and is potentially biased low.
JUB	NON-DETECT AT THE REPORTING LIMIT AND ESTIMATED
NJ	Tentatively identified compound with approximated concentration.
R	Indicates the value is considered to be unusable. (Note: The analyte / compound may or may not be present.)
TNTC	Too Numerous to Count - Asbestos and Microbiological Results.
U	Indicates that the analyte / compound was analyzed for, but not detected.
UB	The analyte / compound was detected in the associated blank. For Organic methods the sample concentration was less than the RDL and less than 5x (or 10x for common lab contaminants) the blank concentration and is considered non-detect at the RDL. For Inorganic methods the sample concentration was less than the RDL and less than 10x the blank concentration and is considered non-detect at the RDL.
UJ	The analyte / compound was not detected above the reported sample Quantitation limit. However, the Quantitation limit is considered to be approximate due to associated quality assurance results and may or may not represent the actual limit of Quantitation to accurately and precisely report the analyte in the sample.

Analytical Results Summary

CADENA Project ID: E203631

Laboratory: Eurofins Environment Testing LLC - Barberton

Laboratory Submittal: 171283-1

Sample Name:	TRIP BLANK_83	MW-92S_080522
Lab Sample ID:	2401712831	2401712832
Sample Date:	8/5/2022	8/5/2022

Analyte	Cas No.	Report		Units	Valid Qualifier	Report		Units	Valid Qualifier
		Result	Limit			Result	Limit		
GC/MS VOC									
<u>OSW-8260D</u>									
1,1-Dichloroethene	75-35-4	ND	1.0	ug/l	---	ND	1.0	ug/l	---
cis-1,2-Dichloroethene	156-59-2	ND	1.0	ug/l	---	ND	1.0	ug/l	---
Tetrachloroethene	127-18-4	ND	1.0	ug/l	---	ND	1.0	ug/l	---
trans-1,2-Dichloroethene	156-60-5	ND	1.0	ug/l	---	ND	1.0	ug/l	---
Trichloroethene	79-01-6	ND	1.0	ug/l	---	ND	1.0	ug/l	---
Vinyl chloride	75-01-4	ND	1.0	ug/l	---	ND	1.0	ug/l	---
<u>OSW-8260DSIM</u>									
1,4-Dioxane	123-91-1					ND	2.0	ug/l	---

Ford Motor Company – Livonia Transmission Project

DATA REVIEW

Livonia, Michigan

Volatile Organic Compounds (VOC) Analysis

SDG # 240-171283-1

CADENA Verification Report: 2022-08-22

Analyses Performed By:

TestAmerica

North Canton, Ohio

Report # 46824R

Review Level: Tier III

Project: 30146655.402.02



DATA REVIEW

SUMMARY

This data quality assessment summarizes the review of Sample Delivery Group (SDG) # 240-171283-1 for samples collected in association with the Ford – Livonia, Michigan site. The review was conducted as a Tier III validation in addition to a verification/Tier II validation review performed by CADENA Inc. and included review of level IV laboratory data package completeness. Only elements of a Tier III validation effort (Tier III) include a detailed review of laboratory raw data to check for errors in calculation, calibration review, internal standard review and compound identification) and omitted deviations from the CADENA verification/Tier II report are documented in this report. Only analytical data associated with constituents of concern were reviewed for this validation. Field documentation was not included in this review. Included with this assessment are the validation annotated sample result sheets, and chain of custody. Analyses were performed on the following samples:

Sample ID	Lab ID	Matrix	Sample Collection Date	Parent Sample	Analysis	
					VOC	VOC SIM
TRIP BLANK_83	240-171283-1	Water	08/05/22		X	
MW-92S_080522	240-171283-2	Water	08/05/22		X	X

DATA REVIEW

ANALYTICAL DATA PACKAGE DOCUMENTATION

The table below is the evaluation of the data package completeness.

Items Reviewed	Reported		Performance Acceptable		Not Required
	No	Yes	No	Yes	
1. Sample receipt condition		X		X	
2. Requested analyses and sample results		X		X	
3. Master tracking list		X		X	
4. Methods of analysis		X		X	
5. Reporting limits		X		X	
6. Sample collection date		X		X	
7. Laboratory sample received date		X		X	
8. Sample preservation verification (as applicable)		X		X	
9. Sample preparation/extraction/analysis dates		X		X	
10. Fully executed Chain-of-Custody (COC) form		X		X	
11. Narrative summary of Quality Assurance or sample problems provided		X		X	
12. Data Package Completeness and Compliance		X		X	

DATA REVIEW

ORGANIC ANALYSIS INTRODUCTION

Analyses were performed according to United States Environmental Protection Agency (USEPA) SW-846 Method 8260D and 8260D SIM. Data were reviewed in accordance with USEPA National Functional Guidelines for Organic Superfund Methods Data Review, EPA 540-R-20-005, November 2020 (with reference to the historical USEPA Contract Laboratory Program National Functional Guidelines for Organic Data Review, OSWER 9240.1-05A-P, October 1999), as appropriate.

The data review process is an evaluation of data on a technical basis rather than a determination of contract compliance. As such, the standards against which the data are being weighed may differ from those specified in the analytical method. It is assumed that the data package represents the best efforts of the laboratory and had already been subjected to adequate and sufficient quality review prior to submission.

During the review process, laboratory qualified and unqualified data are verified against the supporting documentation. Based on this evaluation, qualifier codes may be added, deleted, or modified by the data reviewer. Results are qualified with the following codes in accordance with USEPA National Functional Guidelines:

- Concentration (C) Qualifiers
 - U The analyte was analyzed for but was not detected above the level of the reported sample quantitation limit.
 - B The compound has been found in the sample as well as its associated blank, its presence in the sample may be suspect.
- Quantitation (Q) Qualifiers
 - E The compound was quantitated above the calibration range.
 - D Concentration is based on a diluted sample analysis.
- Validation Qualifiers
 - J The result is an estimated quantity. The associated numerical value is the approximate concentration of the analyte in the sample.
 - UJ The analyte was analyzed for but was not detected. The reported quantitation limit is approximate and may be inaccurate or imprecise.
 - UB Analyte considered non-detect at the listed value due to associated blank contamination.
 - R The sample results are rejected.

Two facts should be noted by all data users. First, the "R" flag means that the associated value is unusable. In other words, due to significant quality control (QC) problems, the analysis is invalid and provides no information as to whether the compound is present or not. "R" values should not appear on data tables because they cannot be relied upon, even as a last resort. The second fact to keep in mind is that no compound concentration, even if it has passed all QC tests, is guaranteed to be accurate. Strict QC serves to increase confidence in data but any value potentially contains error.

DATA REVIEW

VOLATILE ORGANIC COMPOUND (VOC) ANALYSES

1. Holding Times

The specified holding times for the following methods are presented in the following table.

Method	Matrix	Holding Time	Preservation
SW-846 8260D/8260D-SIM	Water	14 days from collection to analysis	Cool to < 6 °C; pH < 2 with HCl

All samples were analyzed within the specified holding time criteria.

2. Mass Spectrometer Tuning

Mass spectrometer performance was acceptable and all analyses were performed within a 12-hour tune clock.

System performance and column resolution were acceptable.

3. Calibration

Satisfactory instrument calibration is established to ensure that the instrument is capable of producing acceptable quantitative data. An initial calibration demonstrates that the instrument is capable of acceptable performance at the beginning of an experimental sequence. The continuing calibration verifies that the instrument daily performance is satisfactory.

3.1 Initial Calibration

The method specifies percent relative standard deviation (%RSD) and relative response factor (RRF) limits for select compounds only. A technical review of the data applies limits to all compounds with no exceptions.

All target compounds associated with the initial calibration standards must exhibit a %RSD less than the control limit (20%) or a correlation coefficient greater than 0.99 and an RRF value greater than control limit (0.05).

All compounds associated with the initial calibrations were within the specified control limits.

3.2 Continuing Calibration

All target compounds associated with the continuing calibration standard must exhibit a percent difference (%D) less than the control limit (20%) and RRF value greater than control limit (0.05).

All compounds associated with the calibrations were within the specified control limits.

4. Internal Standard Performance

Internal standard performance criteria ensure that the GC/MS sensitivity and response are stable during every sample analysis. The criteria require the internal standard compounds associated with the VOC exhibit area counts that are not greater than two times (+100%) or less than one-half (-50%) of the area counts of the associated continuing calibration standard.

All internal standard responses were within control limits.

5. Field Duplicate Analysis

Field duplicate analysis is used to assess the overall precision of the field sampling procedures and analytical method. A control limit of 30% for water matrices is applied to the RPD between the parent sample and the field duplicate. In the instance when the parent and/or duplicate sample concentrations are less than or equal to 5 times the RL, a control limit of two times the RL is applied for water matrices.

A field duplicate sample was not collected for samples from this SDG.

DATA REVIEW

6. Compound Identification

Compounds are identified on the GC/MS by using the analytes relative retention time and ion spectra.

No compounds were detected in the samples within this SDG.

7. System Performance and Overall Assessment

Overall system performance was acceptable. Other than for those deviations specifically mentioned in this review, the overall data quality is within the guidelines specified in the method.

DATA REVIEW

DATA VALIDATION CHECKLIST FOR VOCs

VOCs: 8260D/8260D-SIM	Reported		Performance Acceptable		Not Required
	No	Yes	No	Yes	
GAS CHROMATOGRAPHY/MASS SPECTROMETRY (GC/MS)					
Tier II Validation					
Holding times/Preservation		X		X	
Tier III Validation					
System performance and column resolution		X		X	
Initial calibration %RSDs		X		X	
Continuing calibration RRFs		X		X	
Continuing calibration %Ds		X		X	
Instrument tune and performance check		X		X	
Ion abundance criteria for each instrument used		X		X	
Field Duplicate RPD	X				X
Internal standard		X		X	
Compound identification and quantitation					
A. Reconstructed ion chromatograms		X		X	
B. Quantitation Reports		X		X	
C. RT of sample compounds within the established RT windows		X		X	
D. Transcription/calculation errors present		X		X	
E. Reporting limits adjusted to reflect sample dilutions		X		X	

Notes:

%RSD Relative standard deviation

%R Percent recovery


RPD Relative percent difference

%D Percent difference

DATA REVIEW

VALIDATION PERFORMED BY: Hrishikesh Upadhyaya

SIGNATURE:



DATE: September 19, 2022

PEER REVIEW: Andrew Korycinski

DATE: September 20, 2022

NO CORRECTIONS/QUALIFIERS ADDED TO SAMPLE ANALYSIS DATA SHEETS




**CHAIN OF CUSTODY
CORRECTED SAMPLE ANALYSIS DATA
SHEETS**



TestAmerica Laboratory location: Brighton --- 10448 Citation Drive, Suite 200 / Brighton, MI 48116 / 810-229-2763

Client Contact Company Name: Arcadis				Regulatory program: <input type="checkbox"/> DW <input type="checkbox"/> NPDES <input type="checkbox"/> RCRA <input type="checkbox"/> Other																		TestAmerica Laboratories, Inc.			
Address: 28550 Cabot Drive, Suite 500				Client Project Manager: Kris Hinskey						Site Contact: Christina Weaver						Lab Contact: Mike DelMonico						COC No:			
City/State/Zip: Novi, MI, 48377				Telephone: 269-832-7478						Telephone: 248-994-2329						Telephone: 330-966-9783						1 of 1 COCs			
Phone: 248-994-2240				Email: Kristoffer.Hinskey@arcadis.com						Analysis Turnaround Time						Analyses						For lab use only			
Project Name: Ford LTP Off-Site				Sampler Name: <u>Sam Sukaria</u>						TAT if different from below						<input type="checkbox"/> 3 weeks <input checked="" type="checkbox"/> 2 weeks <input type="checkbox"/> 1 week <input type="checkbox"/> 2 days <input type="checkbox"/> 1 day						Walk-in client			
Project Number: 30080642.402.04				Method of Shipment/Carrier:						Filtered Sample (Y/N)														Lab sampling	
PO # 30080642.402.04				Shipping/Tracking No:																		Job/SDG No:			
Sample Identification			Sample Date	Sample Time	Matrix					Containers & Preservatives							Filtered Sample (Y/N) Composite=C / Grab=G 1,1-DCE 8260D cis-1,2-DCE 8260D Trans-1,2-DCE 8260D PCE 8260D TCE 8260D Vinyl Chloride 8260D 1,4-Dioxane 8260D SIM						Sample Specific Notes / Special Instructions:		
					Air	Aqueous	Sediment	Solid	Other:	H2SO4	HNO3	HCl	NaOH	Zn Ac	NaOH	Unpres									Other:
TRIP BLANK_83			8/5/22	---	X								1				NG	X	X	X	X	X			1 Trip Blank
Mw-925-080522			08/05/22	1345	X								6				NG	X	X	X	X	X			3 VOAs for 8260D 3 VOAs for 8260D SIM
Possible Hazard Identification														Sample Disposal (A fee may be assessed if samples are retained longer than 1 month)											
<input checked="" type="checkbox"/> Non-Hazard <input type="checkbox"/> Flammable <input type="checkbox"/> Skin Irritant <input type="checkbox"/> Poison B <input type="checkbox"/> Unknown														<input type="checkbox"/> Return to Client <input checked="" type="checkbox"/> Disposal By Lab <input type="checkbox"/> Archive For <input type="text"/> Months											
Special Instructions/QC Requirements & Comments:																									
Sample Address: <u>02036 Brewster st front yard</u>																									
Submit all results through Cadena at jtomalia@cadenac.com, Cadena #E203631																									
Level IV Reporting requested.																									
Relinquished by: <u>Sam Sukaria</u>			Company: <u>Arcadis</u>			Date/Time: <u>8/10/22 1610</u>			Received by: <u>Arcadis Cold Store</u>			Company: <u>Arcadis</u>			Date/Time: <u>8/10/22/1610</u>										
Relinquished by: <u>Sam Sukaria</u>			Company: <u>Arcadis</u>			Date/Time: <u>8/9/22 1410</u>			Received by: <u>Sam Hal</u>			Company: <u>EEA</u>			Date/Time: <u>8/9/22 1410</u>										
Relinquished by: <u>Sam Hal</u>			Company: <u>EEA</u>			Date/Time: <u>8/9/22 1446</u>			Received in Laboratory by: <u>Mandy B</u>			Company: <u>EEA</u>			Date/Time: <u>8/10/22 9:30</u>										



Needs Trip Blanks!!! ST 8/9/22

Client Sample Results

Client: ARCADIS U.S., Inc.
Project/Site: Ford LTP - Off Site

Job ID: 240-171283-1

Client Sample ID: TRIP BLANK_83

Lab Sample ID: 240-171283-1

Date Collected: 08/05/22 00:00

Matrix: Water

Date Received: 08/10/22 11:49

Method: 8260D - Volatile Organic Compounds by GC/MS

Analyte	Result	Qualifier	RL	MDL	Unit	D	Prepared	Analyzed	Dil Fac
1,1-Dichloroethene	1.0	U	1.0	0.49	ug/L			08/11/22 19:47	1
cis-1,2-Dichloroethene	1.0	U	1.0	0.46	ug/L			08/11/22 19:47	1
Tetrachloroethene	1.0	U	1.0	0.44	ug/L			08/11/22 19:47	1
trans-1,2-Dichloroethene	1.0	U	1.0	0.51	ug/L			08/11/22 19:47	1
Trichloroethene	1.0	U	1.0	0.44	ug/L			08/11/22 19:47	1
Vinyl chloride	1.0	U	1.0	0.45	ug/L			08/11/22 19:47	1

Surrogate	%Recovery	Qualifier	Limits	Prepared	Analyzed	Dil Fac
1,2-Dichloroethane-d4 (Surr)	93		62 - 137		08/11/22 19:47	1
4-Bromofluorobenzene (Surr)	84		56 - 136		08/11/22 19:47	1
Toluene-d8 (Surr)	97		78 - 122		08/11/22 19:47	1
Dibromofluoromethane (Surr)	100		73 - 120		08/11/22 19:47	1

Client Sample ID: MW-92S_080522

Lab Sample ID: 240-171283-2

Date Collected: 08/05/22 13:45

Matrix: Water

Date Received: 08/10/22 11:49

Method: 8260D SIM - Volatile Organic Compounds (GC/MS)

Analyte	Result	Qualifier	RL	MDL	Unit	D	Prepared	Analyzed	Dil Fac
1,4-Dioxane	2.0	U	2.0	0.86	ug/L			08/14/22 22:07	1

Surrogate	%Recovery	Qualifier	Limits	Prepared	Analyzed	Dil Fac
1,2-Dichloroethane-d4 (Surr)	87		66 - 120		08/14/22 22:07	1

Method: 8260D - Volatile Organic Compounds by GC/MS

Analyte	Result	Qualifier	RL	MDL	Unit	D	Prepared	Analyzed	Dil Fac
1,1-Dichloroethene	1.0	U	1.0	0.49	ug/L			08/11/22 20:11	1
cis-1,2-Dichloroethene	1.0	U	1.0	0.46	ug/L			08/11/22 20:11	1
Tetrachloroethene	1.0	U	1.0	0.44	ug/L			08/11/22 20:11	1
trans-1,2-Dichloroethene	1.0	U	1.0	0.51	ug/L			08/11/22 20:11	1
Trichloroethene	1.0	U	1.0	0.44	ug/L			08/11/22 20:11	1
Vinyl chloride	1.0	U	1.0	0.45	ug/L			08/11/22 20:11	1

Surrogate	%Recovery	Qualifier	Limits	Prepared	Analyzed	Dil Fac
1,2-Dichloroethane-d4 (Surr)	93		62 - 137		08/11/22 20:11	1
4-Bromofluorobenzene (Surr)	84		56 - 136		08/11/22 20:11	1
Toluene-d8 (Surr)	96		78 - 122		08/11/22 20:11	1
Dibromofluoromethane (Surr)	100		73 - 120		08/11/22 20:11	1