



ANALYTICAL REPORT

PREPARED FOR

Attn: Kristoffer Hinskey
Arcadis U.S., Inc.
28550 Cabot Drive
Suite 500
Novi, Michigan 48377

Generated 3/12/2024 11:47:18 PM

JOB DESCRIPTION

Ford LTP - Off Site

JOB NUMBER

240-200452-1

Eurofins Cleveland

Job Notes

This report may not be reproduced except in full, and with written approval from the laboratory. The results relate only to the samples tested. For questions please contact the Project Manager at the e-mail address or telephone number listed on this page.

The test results in this report relate only to the samples as received by the laboratory and will meet all requirements of the methodology, with any exceptions noted. This report shall not be reproduced except in full, without the express written approval of the laboratory. All questions should be directed to the Eurofins Environment Testing North Central, LLC Project Manager.

Authorization



Generated
3/12/2024 11:47:18 PM

Authorized for release by
Michael DeMonico, Project Manager I
Michael.DeMonico@et.eurofinsus.com
(330)497-9396



Table of Contents

Cover Page	1
Table of Contents	3
Definitions/Glossary	4
Case Narrative	5
Method Summary	6
Sample Summary	7
Detection Summary	8
Client Sample Results	9
Surrogate Summary	11
QC Sample Results	12
QC Association Summary	15
Lab Chronicle	16
Certification Summary	17
Chain of Custody	18
Receipt Checklists	21

Definitions/Glossary

Client: Arcadis U.S., Inc.
Project/Site: Ford LTP - Off Site

Job ID: 240-200452-1

Qualifiers

GC/MS VOA

Qualifier	Qualifier Description
F1	MS and/or MSD recovery exceeds control limits.
U	Indicates the analyte was analyzed for but not detected.

Glossary

Abbreviation	These commonly used abbreviations may or may not be present in this report.
α	Listed under the "D" column to designate that the result is reported on a dry weight basis
%R	Percent Recovery
CFL	Contains Free Liquid
CFU	Colony Forming Unit
CNF	Contains No Free Liquid
DER	Duplicate Error Ratio (normalized absolute difference)
Dil Fac	Dilution Factor
DL	Detection Limit (DoD/DOE)
DL, RA, RE, IN	Indicates a Dilution, Re-analysis, Re-extraction, or additional Initial metals/anion analysis of the sample
DLC	Decision Level Concentration (Radiochemistry)
EDL	Estimated Detection Limit (Dioxin)
LOD	Limit of Detection (DoD/DOE)
LOQ	Limit of Quantitation (DoD/DOE)
MCL	EPA recommended "Maximum Contaminant Level"
MDA	Minimum Detectable Activity (Radiochemistry)
MDC	Minimum Detectable Concentration (Radiochemistry)
MDL	Method Detection Limit
ML	Minimum Level (Dioxin)
MPN	Most Probable Number
MQL	Method Quantitation Limit
NC	Not Calculated
ND	Not Detected at the reporting limit (or MDL or EDL if shown)
NEG	Negative / Absent
POS	Positive / Present
PQL	Practical Quantitation Limit
PRES	Presumptive
QC	Quality Control
RER	Relative Error Ratio (Radiochemistry)
RL	Reporting Limit or Requested Limit (Radiochemistry)
RPD	Relative Percent Difference, a measure of the relative difference between two points
TEF	Toxicity Equivalent Factor (Dioxin)
TEQ	Toxicity Equivalent Quotient (Dioxin)
TNTC	Too Numerous To Count

Case Narrative

Client: Arcadis U.S., Inc.
Project: Ford LTP - Off Site

Job ID: 240-200452-1

Job ID: 240-200452-1

Eurofins Cleveland

Job Narrative 240-200452-1

Analytical test results meet all requirements of the associated regulatory program listed on the Accreditation/Certification Summary Page unless otherwise noted under the individual analysis. Data qualifiers are applied to indicate exceptions. Noncompliant quality control (QC) is further explained in narrative comments.

- Matrix QC may not be reported if insufficient sample or site-specific QC samples were not submitted. In these situations, to demonstrate precision and accuracy at a batch level, a LCS/LCSD may be performed, unless otherwise specified in the method.
- Surrogate and/or isotope dilution analyte recoveries (if applicable) which are outside of the QC window are confirmed unless attributed to a dilution or otherwise noted in the narrative.

Regulated compliance samples (e.g. SDWA, NPDES) must comply with the associated agency requirements/permits.

Receipt

The samples were received on 3/5/2024 9:50 AM. Unless otherwise noted below, the samples arrived in good condition, and, where required, properly preserved and on ice. The temperature of the cooler at receipt time was 2.6°C.

GC/MS VOA

Method 8260D: The continuing calibration verification (CCV) associated with batch 240-605392 recovered above the upper control limit for Vinyl chloride. The samples associated with this CCV were non-detects for the affected analytes; therefore, the data have been reported. The associated sample is impacted: TRIP BLANK_82 (240-200452-1).

Method 8260D: Insufficient sample volume was available to perform a matrix spike/matrix spike duplicate/sample duplicate (MS/MSD/DUP) associated with analytical batch 240-605392.

No additional analytical or quality issues were noted, other than those described above or in the Definitions/ Glossary page.

Eurofins Cleveland

Method Summary

Client: Arcadis U.S., Inc.
Project/Site: Ford LTP - Off Site

Job ID: 240-200452-1

Method	Method Description	Protocol	Laboratory
8260D	Volatile Organic Compounds by GC/MS	SW846	EET CLE
8260D SIM	Volatile Organic Compounds (GC/MS)	SW846	EET CLE
5030C	Purge and Trap	SW846	EET CLE

Protocol References:

SW846 = "Test Methods For Evaluating Solid Waste, Physical/Chemical Methods", Third Edition, November 1986 And Its Updates.

Laboratory References:

EET CLE = Eurofins Cleveland, 180 S. Van Buren Avenue, Barberton, OH 44203, TEL (330)497-9396



Sample Summary

Client: Arcadis U.S., Inc.
Project/Site: Ford LTP - Off Site

Job ID: 240-200452-1

Lab Sample ID	Client Sample ID	Matrix	Collected	Received
240-200452-1	TRIP BLANK_82	Water	03/01/24 00:00	03/05/24 09:50
240-200452-2	MW-174S_030124	Water	03/01/24 13:40	03/05/24 09:50

1

2

3

4

5

6

7

8

9

10

11

12

13

14

15

Detection Summary

Client: Arcadis U.S., Inc.
Project/Site: Ford LTP - Off Site

Job ID: 240-200452-1

Client Sample ID: TRIP BLANK_82

Lab Sample ID: 240-200452-1

No Detections.

Client Sample ID: MW-174S_030124

Lab Sample ID: 240-200452-2

No Detections.

1

2

3

4

5

6

7

8

9

10

11

12

13

14

15

This Detection Summary does not include radiochemical test results.

Eurofins Cleveland

Client Sample Results

Client: Arcadis U.S., Inc.
 Project/Site: Ford LTP - Off Site

Job ID: 240-200452-1

Client Sample ID: TRIP BLANK_82

Lab Sample ID: 240-200452-1

Date Collected: 03/01/24 00:00

Matrix: Water

Date Received: 03/05/24 09:50

Method: SW846 8260D - Volatile Organic Compounds by GC/MS

Analyte	Result	Qualifier	RL	MDL	Unit	D	Prepared	Analyzed	Dil Fac
1,1-Dichloroethene	1.0	U	1.0	0.49	ug/L			03/08/24 14:02	1
cis-1,2-Dichloroethene	1.0	U	1.0	0.46	ug/L			03/08/24 14:02	1
Tetrachloroethene	1.0	U	1.0	0.44	ug/L			03/08/24 14:02	1
trans-1,2-Dichloroethene	1.0	U	1.0	0.51	ug/L			03/08/24 14:02	1
Trichloroethene	1.0	U	1.0	0.44	ug/L			03/08/24 14:02	1
Vinyl chloride	1.0	U	1.0	0.45	ug/L			03/08/24 14:02	1

Surrogate	%Recovery	Qualifier	Limits	Prepared	Analyzed	Dil Fac
1,2-Dichloroethane-d4 (Surr)	101		62 - 137		03/08/24 14:02	1
4-Bromofluorobenzene (Surr)	76		56 - 136		03/08/24 14:02	1
Toluene-d8 (Surr)	93		78 - 122		03/08/24 14:02	1
Dibromofluoromethane (Surr)	111		73 - 120		03/08/24 14:02	1

Client Sample Results

Client: Arcadis U.S., Inc.
Project/Site: Ford LTP - Off Site

Job ID: 240-200452-1

Client Sample ID: MW-174S_030124

Lab Sample ID: 240-200452-2

Date Collected: 03/01/24 13:40

Matrix: Water

Date Received: 03/05/24 09:50

Method: SW846 8260D SIM - Volatile Organic Compounds (GC/MS)

Analyte	Result	Qualifier	RL	MDL	Unit	D	Prepared	Analyzed	Dil Fac
1,4-Dioxane	2.0	U	2.0	0.86	ug/L			03/08/24 20:03	1
Surrogate	%Recovery	Qualifier	Limits				Prepared	Analyzed	Dil Fac
1,2-Dichloroethane-d4 (Surr)	108		68 - 127					03/08/24 20:03	1

Method: SW846 8260D - Volatile Organic Compounds by GC/MS

Analyte	Result	Qualifier	RL	MDL	Unit	D	Prepared	Analyzed	Dil Fac
1,1-Dichloroethene	1.0	U	1.0	0.49	ug/L			03/09/24 01:43	1
cis-1,2-Dichloroethene	1.0	U	1.0	0.46	ug/L			03/09/24 01:43	1
Tetrachloroethene	1.0	U	1.0	0.44	ug/L			03/09/24 01:43	1
trans-1,2-Dichloroethene	1.0	U	1.0	0.51	ug/L			03/09/24 01:43	1
Trichloroethene	1.0	U	1.0	0.44	ug/L			03/09/24 01:43	1
Vinyl chloride	1.0	U	1.0	0.45	ug/L			03/09/24 01:43	1
Surrogate	%Recovery	Qualifier	Limits				Prepared	Analyzed	Dil Fac
1,2-Dichloroethane-d4 (Surr)	107		62 - 137					03/09/24 01:43	1
4-Bromofluorobenzene (Surr)	81		56 - 136					03/09/24 01:43	1
Toluene-d8 (Surr)	97		78 - 122					03/09/24 01:43	1
Dibromofluoromethane (Surr)	117		73 - 120					03/09/24 01:43	1

Surrogate Summary

Client: Arcadis U.S., Inc.
Project/Site: Ford LTP - Off Site

Job ID: 240-200452-1

Method: 8260D - Volatile Organic Compounds by GC/MS

Matrix: Water

Prep Type: Total/NA

Lab Sample ID	Client Sample ID	Percent Surrogate Recovery (Acceptance Limits)			
		DCA (62-137)	BFB (56-136)	TOL (78-122)	DBFM (73-120)
240-200452-1	TRIP BLANK_82	101	76	93	111
240-200452-2	MW-174S_030124	107	81	97	117
240-200468-C-1 MS	Matrix Spike	95	91	99	103
240-200468-C-1 MSD	Matrix Spike Duplicate	90	86	96	100
LCS 240-605392/5	Lab Control Sample	100	102	105	109
LCS 240-605500/5	Lab Control Sample	97	94	101	105
MB 240-605392/9	Method Blank	106	87	103	116
MB 240-605500/9	Method Blank	106	80	96	113

Surrogate Legend

DCA = 1,2-Dichloroethane-d4 (Surr)
BFB = 4-Bromofluorobenzene (Surr)
TOL = Toluene-d8 (Surr)
DBFM = Dibromofluoromethane (Surr)

Method: 8260D SIM - Volatile Organic Compounds (GC/MS)

Matrix: Water

Prep Type: Total/NA

Lab Sample ID	Client Sample ID	Percent Surrogate Recovery (Acceptance Limits)
		DCA (68-127)
240-200381-C-4 MS	Matrix Spike	107
240-200381-C-4 MSD	Matrix Spike Duplicate	107
240-200452-2	MW-174S_030124	108
LCS 240-605526/3	Lab Control Sample	108
MB 240-605526/5	Method Blank	84

Surrogate Legend

DCA = 1,2-Dichloroethane-d4 (Surr)

QC Sample Results

Client: Arcadis U.S., Inc.
Project/Site: Ford LTP - Off Site

Job ID: 240-200452-1

Method: 8260D - Volatile Organic Compounds by GC/MS

Lab Sample ID: MB 240-605392/9

Matrix: Water

Analysis Batch: 605392

Client Sample ID: Method Blank

Prep Type: Total/NA

Analyte	MB	MB	RL	MDL	Unit	D	Prepared	Analyzed	Dil Fac
	Result	Qualifier							
1,1-Dichloroethene	1.0	U	1.0	0.49	ug/L			03/08/24 12:05	1
cis-1,2-Dichloroethene	1.0	U	1.0	0.46	ug/L			03/08/24 12:05	1
Tetrachloroethene	1.0	U	1.0	0.44	ug/L			03/08/24 12:05	1
trans-1,2-Dichloroethene	1.0	U	1.0	0.51	ug/L			03/08/24 12:05	1
Trichloroethene	1.0	U	1.0	0.44	ug/L			03/08/24 12:05	1
Vinyl chloride	1.0	U	1.0	0.45	ug/L			03/08/24 12:05	1

Surrogate	MB	MB	Limits	Prepared	Analyzed	Dil Fac
	%Recovery	Qualifier				
1,2-Dichloroethane-d4 (Surr)	106		62 - 137		03/08/24 12:05	1
4-Bromofluorobenzene (Surr)	87		56 - 136		03/08/24 12:05	1
Toluene-d8 (Surr)	103		78 - 122		03/08/24 12:05	1
Dibromofluoromethane (Surr)	116		73 - 120		03/08/24 12:05	1

Lab Sample ID: LCS 240-605392/5

Matrix: Water

Analysis Batch: 605392

Client Sample ID: Lab Control Sample

Prep Type: Total/NA

Analyte	Spike Added	LCS Result	LCS Qualifier	Unit	D	%Rec	%Rec Limits
cis-1,2-Dichloroethene	20.0	21.7		ug/L		109	77 - 123
Tetrachloroethene	20.0	21.6		ug/L		108	76 - 123
trans-1,2-Dichloroethene	20.0	21.0		ug/L		105	75 - 124
Trichloroethene	20.0	19.9		ug/L		100	70 - 122
Vinyl chloride	20.0	22.0		ug/L		110	60 - 144

Surrogate	LCS	LCS	Limits
	%Recovery	Qualifier	
1,2-Dichloroethane-d4 (Surr)	100		62 - 137
4-Bromofluorobenzene (Surr)	102		56 - 136
Toluene-d8 (Surr)	105		78 - 122
Dibromofluoromethane (Surr)	109		73 - 120

Lab Sample ID: MB 240-605500/9

Matrix: Water

Analysis Batch: 605500

Client Sample ID: Method Blank

Prep Type: Total/NA

Analyte	MB	MB	RL	MDL	Unit	D	Prepared	Analyzed	Dil Fac
	Result	Qualifier							
1,1-Dichloroethene	1.0	U	1.0	0.49	ug/L			03/08/24 23:22	1
cis-1,2-Dichloroethene	1.0	U	1.0	0.46	ug/L			03/08/24 23:22	1
Tetrachloroethene	1.0	U	1.0	0.44	ug/L			03/08/24 23:22	1
trans-1,2-Dichloroethene	1.0	U	1.0	0.51	ug/L			03/08/24 23:22	1
Trichloroethene	1.0	U	1.0	0.44	ug/L			03/08/24 23:22	1
Vinyl chloride	1.0	U	1.0	0.45	ug/L			03/08/24 23:22	1

Surrogate	MB	MB	Limits	Prepared	Analyzed	Dil Fac
	%Recovery	Qualifier				
1,2-Dichloroethane-d4 (Surr)	106		62 - 137		03/08/24 23:22	1
4-Bromofluorobenzene (Surr)	80		56 - 136		03/08/24 23:22	1
Toluene-d8 (Surr)	96		78 - 122		03/08/24 23:22	1

Eurofins Cleveland

QC Sample Results

Client: Arcadis U.S., Inc.
Project/Site: Ford LTP - Off Site

Job ID: 240-200452-1

Method: 8260D - Volatile Organic Compounds by GC/MS (Continued)

Lab Sample ID: MB 240-605500/9
Matrix: Water
Analysis Batch: 605500

Client Sample ID: Method Blank
Prep Type: Total/NA

Surrogate	MB MB		Limits	Prepared	Analyzed	Dil Fac
	%Recovery	Qualifier				
Dibromofluoromethane (Surr)	113		73 - 120		03/08/24 23:22	1

Lab Sample ID: LCS 240-605500/5
Matrix: Water
Analysis Batch: 605500

Client Sample ID: Lab Control Sample
Prep Type: Total/NA

Analyte	Spike Added	LCS LCS		Unit	D	%Rec	%Rec Limits
		Result	Qualifier				
1,1-Dichloroethene	20.0	22.9		ug/L		115	63 - 134
cis-1,2-Dichloroethene	20.0	21.0		ug/L		105	77 - 123
Tetrachloroethene	20.0	20.1		ug/L		101	76 - 123
trans-1,2-Dichloroethene	20.0	20.4		ug/L		102	75 - 124
Trichloroethene	20.0	18.8		ug/L		94	70 - 122
Vinyl chloride	20.0	20.8		ug/L		104	60 - 144

Surrogate	LCS LCS		Limits
	%Recovery	Qualifier	
1,2-Dichloroethane-d4 (Surr)	97		62 - 137
4-Bromofluorobenzene (Surr)	94		56 - 136
Toluene-d8 (Surr)	101		78 - 122
Dibromofluoromethane (Surr)	105		73 - 120

Lab Sample ID: 240-200468-C-1 MS
Matrix: Water
Analysis Batch: 605500

Client Sample ID: Matrix Spike
Prep Type: Total/NA

Analyte	Sample Result	Sample Qualifier	Spike Added	MS MS		Unit	D	%Rec	%Rec Limits
				Result	Qualifier				
Trichloroethene	1100	F1	400	797	F1	ug/L		-82	61 - 124

Surrogate	MS MS		Limits
	%Recovery	Qualifier	
1,2-Dichloroethane-d4 (Surr)	95		62 - 137
4-Bromofluorobenzene (Surr)	91		56 - 136
Toluene-d8 (Surr)	99		78 - 122
Dibromofluoromethane (Surr)	103		73 - 120

Lab Sample ID: 240-200468-C-1 MSD
Matrix: Water
Analysis Batch: 605500

Client Sample ID: Matrix Spike Duplicate
Prep Type: Total/NA

Analyte	Sample Result	Sample Qualifier	Spike Added	MSD MSD		Unit	D	%Rec	%Rec Limits	RPD	RPD Limit
				Result	Qualifier						
Trichloroethene	1100	F1	400	836	F1	ug/L		-73	61 - 124	5	15

Surrogate	MSD MSD		Limits
	%Recovery	Qualifier	
1,2-Dichloroethane-d4 (Surr)	90		62 - 137
4-Bromofluorobenzene (Surr)	86		56 - 136
Toluene-d8 (Surr)	96		78 - 122
Dibromofluoromethane (Surr)	100		73 - 120

QC Sample Results

Client: Arcadis U.S., Inc.
Project/Site: Ford LTP - Off Site

Job ID: 240-200452-1

Method: 8260D SIM - Volatile Organic Compounds (GC/MS)

Lab Sample ID: MB 240-605526/5

Matrix: Water

Analysis Batch: 605526

Client Sample ID: Method Blank

Prep Type: Total/NA

Analyte	MB Result	MB Qualifier	RL	MDL	Unit	D	Prepared	Analyzed	Dil Fac
1,4-Dioxane	2.0	U	2.0	0.86	ug/L			03/08/24 17:27	1
Surrogate	MB %Recovery	MB Qualifier	Limits				Prepared	Analyzed	Dil Fac
1,2-Dichloroethane-d4 (Surr)	84		68 - 127					03/08/24 17:27	1

Lab Sample ID: LCS 240-605526/3

Matrix: Water

Analysis Batch: 605526

Client Sample ID: Lab Control Sample

Prep Type: Total/NA

Analyte	Spike Added	LCS Result	LCS Qualifier	Unit	D	%Rec	%Rec Limits
1,4-Dioxane	10.0	10.5		ug/L		105	75 - 121
Surrogate	LCS %Recovery	LCS Qualifier	Limits				
1,2-Dichloroethane-d4 (Surr)	108		68 - 127				

Lab Sample ID: 240-200381-C-4 MS

Matrix: Water

Analysis Batch: 605526

Client Sample ID: Matrix Spike

Prep Type: Total/NA

Analyte	Sample Result	Sample Qualifier	Spike Added	MS Result	MS Qualifier	Unit	D	%Rec	%Rec Limits
1,4-Dioxane	2.0	U	10.0	11.6		ug/L		116	20 - 180
Surrogate	MS %Recovery	MS Qualifier	Limits						
1,2-Dichloroethane-d4 (Surr)	107		68 - 127						

Lab Sample ID: 240-200381-C-4 MSD

Matrix: Water

Analysis Batch: 605526

Client Sample ID: Matrix Spike Duplicate

Prep Type: Total/NA

Analyte	Sample Result	Sample Qualifier	Spike Added	MSD Result	MSD Qualifier	Unit	D	%Rec	%Rec Limits	RPD	RPD Limit
1,4-Dioxane	2.0	U	10.0	11.2		ug/L		112	20 - 180	3	20
Surrogate	MSD %Recovery	MSD Qualifier	Limits								
1,2-Dichloroethane-d4 (Surr)	107		68 - 127								

QC Association Summary

Client: Arcadis U.S., Inc.
 Project/Site: Ford LTP - Off Site

Job ID: 240-200452-1

GC/MS VOA

Analysis Batch: 605392

Lab Sample ID	Client Sample ID	Prep Type	Matrix	Method	Prep Batch
240-200452-1	TRIP BLANK_82	Total/NA	Water	8260D	
MB 240-605392/9	Method Blank	Total/NA	Water	8260D	
LCS 240-605392/5	Lab Control Sample	Total/NA	Water	8260D	

Analysis Batch: 605500

Lab Sample ID	Client Sample ID	Prep Type	Matrix	Method	Prep Batch
240-200452-2	MW-174S_030124	Total/NA	Water	8260D	
MB 240-605500/9	Method Blank	Total/NA	Water	8260D	
LCS 240-605500/5	Lab Control Sample	Total/NA	Water	8260D	
240-200468-C-1 MS	Matrix Spike	Total/NA	Water	8260D	
240-200468-C-1 MSD	Matrix Spike Duplicate	Total/NA	Water	8260D	

Analysis Batch: 605526

Lab Sample ID	Client Sample ID	Prep Type	Matrix	Method	Prep Batch
240-200452-2	MW-174S_030124	Total/NA	Water	8260D SIM	
MB 240-605526/5	Method Blank	Total/NA	Water	8260D SIM	
LCS 240-605526/3	Lab Control Sample	Total/NA	Water	8260D SIM	
240-200381-C-4 MS	Matrix Spike	Total/NA	Water	8260D SIM	
240-200381-C-4 MSD	Matrix Spike Duplicate	Total/NA	Water	8260D SIM	



Lab Chronicle

Client: Arcadis U.S., Inc.
Project/Site: Ford LTP - Off Site

Job ID: 240-200452-1

Client Sample ID: TRIP BLANK_82

Lab Sample ID: 240-200452-1

Date Collected: 03/01/24 00:00

Matrix: Water

Date Received: 03/05/24 09:50

Prep Type	Batch Type	Batch Method	Run	Dilution Factor	Batch Number	Analyst	Lab	Prepared or Analyzed
Total/NA	Analysis	8260D		1	605392	AJS	EET CLE	03/08/24 14:02

Client Sample ID: MW-174S_030124

Lab Sample ID: 240-200452-2

Date Collected: 03/01/24 13:40

Matrix: Water

Date Received: 03/05/24 09:50

Prep Type	Batch Type	Batch Method	Run	Dilution Factor	Batch Number	Analyst	Lab	Prepared or Analyzed
Total/NA	Analysis	8260D		1	605500	AJS	EET CLE	03/09/24 01:43
Total/NA	Analysis	8260D SIM		1	605526	MDH	EET CLE	03/08/24 20:03

Laboratory References:

EET CLE = Eurofins Cleveland, 180 S. Van Buren Avenue, Barberton, OH 44203, TEL (330)497-9396

Accreditation/Certification Summary

Client: Arcadis U.S., Inc.
Project/Site: Ford LTP - Off Site

Job ID: 240-200452-1


Laboratory: Eurofins Cleveland

All accreditations/certifications held by this laboratory are listed. Not all accreditations/certifications are applicable to this report.

Authority	Program	Identification Number	Expiration Date
California	State	2927	02-27-24 *
Illinois	NELAP	200004	07-31-24
Iowa	State	421	06-01-25
Kentucky (WW)	State	KY98016	12-30-24
Minnesota	NELAP	039-999-348	12-31-24
New Jersey	NELAP	OH001	06-30-24
New York	NELAP	10975	04-01-24
Oregon	NELAP	4062	02-27-25
Pennsylvania	NELAP	68-00340	08-31-24
Texas	NELAP	T104704517-22-19	08-31-24
USDA	US Federal Programs	P330-18-00281	01-05-27
Virginia	NELAP	460175	09-14-24
West Virginia DEP	State	210	12-31-24

* Accreditation/Certification renewal pending - accreditation/certification considered valid.

TestAmerica Laboratory location: Brighton --- 10448 Citation Drive, Suite 200 / Brighton, MI 48116 / 810-229-2763

Client Contact		Regulatory program: <input type="checkbox"/> DW <input type="checkbox"/> NPDES <input type="checkbox"/> RCRA <input type="checkbox"/> Other										TestAmerica Laboratories, Inc.											
Company Name: Arcadis		Client Project Manager: Kris Hinskey				Site Contact: Christina Weaver				Lab Contact: Mike DelMonico				COC No:									
Address: 28550 Cabot Drive, Suite 500		Telephone: 248-994-2240				Telephone: 248-994-2240				Telephone: 330-497-9396				1 of 1 COCs									
City/State/Zip: Novi, MI, 48377		Email: kristoffer.hinskey@arcadis.com				Analysis Turnaround Time				Analyses				For lab use only									
Phone: 248-994-2240		Sampler Name: <i>Maryam Hanani</i>				TAT if different from below 10 day <input checked="" type="checkbox"/> 3 weeks <input type="checkbox"/> 2 weeks <input type="checkbox"/> 1 week <input type="checkbox"/> 2 days <input type="checkbox"/> 1 day				Filtered Sample (Y/N) Composite=C / Grab=B 1,1-DCE 8260D cis-1,2-DCE 8260D Trans-1,2-DCE 8260D PCE 8260D TCE 8260D Vinyl Chloride 8260D 1,4-Dioxane 8260D SIM				Walk-in client									
Project Name: Ford LTP Off-Site		Method of Shipment/Carrier:				Shipping/Tracking No:								Lab sampling									
Project Number: 30167538.402.04		Matrix				Containers & Preservatives				Sample Specific Notes / Special Instructions:													
PO # 30167538.402.04		Sample Date		Sample Time		Air	Aqueous	Sediment	Solid					Other:	H2SO4	HN03	HCl	NaOH	Zn+2/NaOH	Uppies	Other:		
Sample Identification		---		---		1													1 Trip Blank				
✓ TRIP BLANK_82																							
✓ MW-174S_030124		3/1/24		1340		X						6							3 VOAs for 8260D 3 VOAs for 8260D SIM				
																							
Possible Hazard Identification <input checked="" type="checkbox"/> Non-Hazard <input type="checkbox"/> Flammable <input type="checkbox"/> Skin Irritant <input type="checkbox"/> Poison B <input type="checkbox"/> Unknown										Sample Disposal (A fee may be assessed if samples are retained longer than 1 month) <input type="checkbox"/> Return to Client <input checked="" type="checkbox"/> Disposal By Lab <input type="checkbox"/> Archive For _____ Months													
Special Instructions/QC Requirements & Comments: Sample Address: <i>11865 Boston Post</i> Submit all results through Cadena at <i>jtomalia@cadenaco.com</i> . Cadena #E203631 Level IV Reporting requested.																							
Relinquished by: <i>Maryam Hanani</i>				Company: <i>Arcadis</i>				Date/Time: <i>3/1/24 1500</i>				Received by: <i>Novi Cold Storage</i>				Company: <i>Arcadis</i>				Date/Time: <i>3/1/24 1500</i>			
Relinquished by: <i>Sammerly</i>				Company: <i>Arcadis</i>				Date/Time: <i>3/1/24 1240</i>				Received by: <i>Tolly Mc</i>				Company: <i>EENA</i>				Date/Time: <i>3/1/24</i>			
Relinquished by: <i>Tolly Mc</i>				Company: <i>EENA</i>				Date/Time: <i>3/1/24</i>				Received in Laboratory by: <i>AA Hanani</i>				Company: <i>EETNR</i>				Date/Time: <i>3-5-24</i>			

©2006 TestAmerica Laboratories, Inc. All rights reserved.
TestAmerica & Design™ are trademarks of TestAmerica Laboratories, Inc.

0950

Eurofins - Cleveland Sample Receipt Form/Narrative Login # _____

Barberton Facility

Client Alcads Site Name _____

Cooler Received on 8 5 24 Exp 8 5 24 Opened on 5 5 24 Cooler unpacked by: AAH/107

FedEx 1st Grd UPS FAS Waypoint Client Drop Off Eurofins Courier Other _____

Receipt After-hours Drop-off Date/Time _____ Storage Location _____

Eurofins Cooler # EG Foam Box Client Cooler Box Other _____

Packing material used Bubble Wrap Foam Plastic Bag None Other _____

COOLANT Wet Ice Blue Ice Dry Ice Water None _____

See Multiple Cooler Form

1 Cooler temperature upon receipt IR GUN # 17 (CF +0.0 °C) Observed Cooler Temp 27 °C Corrected Cooler Temp 27 °C

2. Were tamper/custody seals on the outside of the cooler(s)? If Yes Quantity 1

-Were the seals on the outside of the cooler(s) signed & dated? Yes No NA

-Were tamper/custody seals on the bottle(s) or bottle kits (LLHg/MeHg)? Yes NO

-Were tamper/custody seals intact and uncompromised? Yes No NA

3 Shippers' packing slip attached to the cooler(s)? Yes No NA

4 Did custody papers accompany the sample(s)? Yes No NA

5 Were the custody papers relinquished & signed in the appropriate place? Yes No NA

6. Was/were the person(s) who collected the samples clearly identified on the COC? Yes No NA

7 Did all bottles arrive in good condition (Unbroken)? Yes No NA

8 Could all bottle labels (ID/Date/Time) be reconciled with the COC? Yes No NA

9 For each sample, does the COC specify preservative(s) (Y/N), # of containers (Y/N), and sample type of grab/comp (Y/N)?

10 Were correct bottle(s) used for the test(s) indicated? Yes No NA

11 Sufficient quantity received to perform indicated analyses? Yes No NA

12. Are these work share samples and all listed on the COC? Yes No NA

If yes, Questions 13-17 have been checked at the originating laboratory

13 Were all preserved sample(s) at the correct pH upon receipt? Yes No NA pH Strip Lot# HC316719

14 Were VOAs on the COC? Yes No NA

15 Were air bubbles >6 mm in any VOA vials? Yes No NA

16 Was a VOA trip blank present in the cooler(s)? Trip Blank Lot # 0041301E Yes No NA

17 Was a LL Hg or Me Hg trip blank present? Yes No NA

Contacted PM _____ Date _____ by _____ via Verbal Voice Mail Other _____

Concerning _____

18 CHAIN OF CUSTODY & SAMPLE DISCREPANCIES additional next page Samples processed by: _____

19 SAMPLE CONDITION

Sample(s) _____ were received after the recommended holding time had expired

Sample(s) _____ were received in a broken container

Sample(s) _____ were received with bubble >6 mm in diameter (Notify PM)

20. SAMPLE PRESERVATION

Sample(s) _____ were further preserved in the laboratory

Time preserved _____ Preservative(s) added/Lot number(s) _____

VOA Sample Preservation - Date/Time VOAs Frozen _____

- 1
- 2
- 3
- 4
- 5
- 6
- 7
- 8
- 9
- 10
- 11
- 12
- 13
- 14
- 15

Part # 159470-434 MTW EXP 09/24

eurofins
 Environment Testing
 TestAmerica




ORIGIN: 10:3942, 15311, 209-1317
 KUMLER HUNTERD (PROHIBIT L.L. HS.)
 TENNESSEE WATER AUTHORITY
 615 CUMBERLAND CITY RD HWY 233
 CUMBERLAND CITY, TN 37050
 UNITED STATES US

SHIP DATE: 06FEB24
 ACTIVITY: 13:00 LB 7:00 AM
 CMO: 0752304/026E3753

10 SHIPPING MANAGER
 EUROFINS CLEVELAND
 180 SOUTH VAN BUREN
 RETURNS


BARBERTON OH 44203
 (330) 312-4105
 REF: S180-98582

RMK: 11111111



FedEx
 TRK# 7180 5076 4484
 0221
 RETURNS MON-SAT
 TUE - 05 MAR: AA
 PRIORITY OVERNIGHT

NX CAKA
 44203
 OH-US
 CLE



Login Sample Receipt Checklist

Client: Arcadis U.S., Inc.

Job Number: 240-200452-1

Login Number: 200452

List Number: 1

Creator: Loar, Malissa

List Source: Eurofins Cleveland

Question	Answer	Comment
Radioactivity wasn't checked or is \leq background as measured by a survey meter.		
The cooler's custody seal, if present, is intact.		
Sample custody seals, if present, are intact.		
The cooler or samples do not appear to have been compromised or tampered with.		
Samples were received on ice.		
Cooler Temperature is acceptable.		
Cooler Temperature is recorded.		
COC is present.		
COC is filled out in ink and legible.		
COC is filled out with all pertinent information.		
Is the Field Sampler's name present on COC?		
There are no discrepancies between the containers received and the COC.		
Samples are received within Holding Time (excluding tests with immediate HTs)		
Sample containers have legible labels.		
Containers are not broken or leaking.		
Sample collection date/times are provided.		
Appropriate sample containers are used.		
Sample bottles are completely filled.		
Sample Preservation Verified.		
There is sufficient vol. for all requested analyses, incl. any requested MS/MSDs		
Containers requiring zero headspace have no headspace or bubble is $<6\text{mm}$ (1/4").		
Multiphasic samples are not present.		
Samples do not require splitting or compositing.		
Residual Chlorine Checked.		

DATA VERIFICATION REPORT



March 13, 2024

Kris Hinskey
Arcadis Inc
10559 Citation Ave
Suite 100
Brighton, MI 48116

CADENA project ID: E203631
Project: Ford Livonia Transmission Project - OFF-SITE - Soil Gas and Groundwater
Project number: 30167538.402.04
Event Specific Scope of Work References: Sample COC
Laboratory: Eurofins Environment Testing LLC - Cleveland
Laboratory submittal: 200452-1
Sample date: 2024-03-01
Report received by CADENA: 2024-03-12
Initial Data Verification completed by CADENA: 2024-03-13
Number of Samples:2
Sample Matrices:Water
Test Categories:GCMS VOC
Please see attached criteria report or sample result/qualified analytical result summary for qualifier flags assigned to sample data.

The following minor QC exceptions or missing information were noted:

MS/MSD recovery outliers or sample duplicate RPD outliers were not determined using a client sample from this submittal for the test and QC batch noted so qualification was not required based on these sample-specific QC outliers: GCMS-SIM VOC QC batch 605500.

GCMS VOC CCV STANDARD response outliers as noted in the laboratory submittal case narrative were not used to qualify client sample results as part of this level 2 data package verification review.

Sample/MS/MSD Surrogate Recovery, Blank/LCS Surrogate Recovery, LCS/LCD Recovery, Blank Contamination and Hold Time Exception were reviewed as part of our verification.

Data verification for the report specified above was completed using the Ford Motor Company Environmental Laboratory Technical Specification, the CADENA Standard Operating Procedure for the Verification of Environmental Analytical Data and the associated analytical methods as references for evaluating the batch QC, sample data and report content. The EPA National Functional Guidelines for validating organic and inorganic data were used as guidance when addressing out of control QC results and the associated data qualifiers.

The definitions of the qualifiers used for this data package are defined in the analytical report. CADENA valid qualifiers are defined in the table below. To view and download a PDF copy of the laboratory analytical report access the CADENA CLMS at <http://clms.cadenaco.com/index.cfm>.

Sincerely,

Jim Tomalia

Project Scientist

CADENA Valid Qualifiers

Valid Qualifiers	Description
<	Less than the reported concentration.
>	Greater than the reported concentration.
B	The analyte / compound was detected in the associated blank. For Organic methods the sample concentration was greater than the RDL and less than 5x (or 10x for common lab contaminants) the blank concentration and is considered non-detect at the reported concentration. For Inorganic methods the sample concentration was greater than the RDL and less than 10x the blank concentration and is considered non-detect at the reported concentration.
E	The analyte / Compound reported exceeds the calibration range and is considered estimated.
EMPC	Estimated Minimum Potential Contamination - Dioxin/Furan analyses only.
J	Indicates an estimated value. This flag is used either when estimating a concentration for a tentatively identified compound or when the data indicates the presence of an analyte / compound but the result is less than the sample Quantitation limit, but greater than zero. The flag is also used in data validation to indicate a reported value should be considered estimated due to associated quality assurance deficiencies.
J-	The result is an estimated quantity, but the result may be biased low.
JB	NON-DETECT AT THE CONCENTRATION REPORTED AND ESTIMATED
JH	The sample result is considered estimated and is potentially biased high.
JL	The sample result is considered estimated and is potentially biased low.
JUB	NON-DETECT AT THE REPORTING LIMIT AND ESTIMATED
NJ	Tentatively identified compound with approximated concentration.
R	Indicates the value is considered to be unusable. (Note: The analyte / compound may or may not be present.)
TNTC	Too Numerous to Count - Asbestos and Microbiological Results.
U	Indicates that the analyte / compound was analyzed for, but not detected.
UB	The analyte / compound was detected in the associated blank. For Organic methods the sample concentration was less than the RDL and less than 5x (or 10x for common lab contaminants) the blank concentration and is considered non-detect at the RDL. For Inorganic methods the sample concentration was less than the RDL and less than 10x the blank concentration and is considered non-detect at the RDL.
UJ	The analyte / compound was not detected above the reported sample Quantitation limit. However, the Quantitation limit is considered to be approximate due to associated quality assurance results and may or may not represent the actual limit of Quantitation to accurately and precisely report the analyte in the sample.

Analytical Results Summary

CADENA Project ID: E203631

Laboratory: Eurofins Environment Testing LLC - Cleveland

Laboratory Submittal: 200452-1

Sample Name:	TRIP BLANK_82	MW-174S_030124
Lab Sample ID:	2402004521	2402004522
Sample Date:	3/1/2024	3/1/2024

Analyte	Cas No.	Report		Units	Valid Qualifier	Report		Units	Valid Qualifier	
		Result	Limit			Result	Limit			
GC/MS VOC										
<u>OSW-8260D</u>										
1,1-Dichloroethene	75-35-4	ND	1.0	ug/l	---	ND	1.0	ug/l	---	
cis-1,2-Dichloroethene	156-59-2	ND	1.0	ug/l	---	ND	1.0	ug/l	---	
Tetrachloroethene	127-18-4	ND	1.0	ug/l	---	ND	1.0	ug/l	---	
trans-1,2-Dichloroethene	156-60-5	ND	1.0	ug/l	---	ND	1.0	ug/l	---	
Trichloroethene	79-01-6	ND	1.0	ug/l	---	ND	1.0	ug/l	---	
Vinyl chloride	75-01-4	ND	1.0	ug/l	---	ND	1.0	ug/l	---	
<u>OSW-8260DSIM</u>										
1,4-Dioxane	123-91-1					ND	2.0	ug/l	---	

Ford Motor Company – Livonia Transmission Project

Data Review

Livonia, Michigan

Volatile Organic Compounds (VOC) Analysis

SDG # 240-200452-1

CADENA Verification Report: 2024-03-13

Analyses Performed By:
Eurofins Cleveland
Barberton, Ohio

Report # 53331R
Review Level: Tier III
Project: 30167538.402.02

DATA REVIEW

SUMMARY

This data quality assessment summarizes the review of Sample Delivery Group (SDG) # 240-200452-1 for samples collected in association with the Ford – Livonia, Michigan site. The review was conducted as a Tier III validation in addition to a verification/Tier II validation review performed by CADENA Inc. and included review of level IV laboratory data package completeness. Only elements of a Tier III validation effort (Tier III) include a detailed review of laboratory raw data to check for errors in calculation, calibration review, internal standard review and compound identification) and omitted deviations from the CADENA verification/Tier II report are documented in this report. Only analytical data associated with constituents of concern were reviewed for this validation. Field documentation was not included in this review. Included with this assessment are the validation annotated sample result sheets, and chain of custody. Analyses were performed on the following samples:

Sample ID	Lab ID	Matrix	Sample Collection Date	Parent Sample	Analysis	
					VOC	VOC SIM
TRIP BLANK_82	240-200452-1	Water	03/01/2024		X	
MW-174S_030124	240-200452-2	Water	03/01/2024		X	X

DATA REVIEW

ANALYTICAL DATA PACKAGE DOCUMENTATION

The table below is the evaluation of the data package completeness.

Items Reviewed	Reported		Performance Acceptable		Not Required
	No	Yes	No	Yes	
1. Sample receipt condition		X		X	
2. Requested analyses and sample results		X		X	
3. Master tracking list		X		X	
4. Methods of analysis		X		X	
5. Reporting limits		X		X	
6. Sample collection date		X		X	
7. Laboratory sample received date		X		X	
8. Sample preservation verification (as applicable)		X		X	
9. Sample preparation/extraction/analysis dates		X		X	
10. Fully executed Chain-of-Custody (COC) form		X		X	
11. Narrative summary of Quality Assurance or sample problems provided		X		X	
12. Data Package Completeness and Compliance		X		X	

DATA REVIEW

ORGANIC ANALYSIS INTRODUCTION

Analyses were performed according to United States Environmental Protection Agency (USEPA) SW-846 Method 8260D and 8260D SIM. Data were reviewed in accordance with USEPA National Functional Guidelines for Organic Superfund Methods Data Review, EPA 540-R-20-005, November 2020 (with reference to the historical USEPA Contract Laboratory Program National Functional Guidelines for Organic Data Review, OSWER 9240.1-05A-P, October 1999), as appropriate.

The data review process is an evaluation of data on a technical basis rather than a determination of contract compliance. As such, the standards against which the data are being weighed may differ from those specified in the analytical method. It is assumed that the data package represents the best efforts of the laboratory and had already been subjected to adequate and sufficient quality review prior to submission.

During the review process, laboratory qualified and unqualified data are verified against the supporting documentation. Based on this evaluation, qualifier codes may be added, deleted, or modified by the data reviewer. Results are qualified with the following codes in accordance with USEPA National Functional Guidelines:

- Concentration (C) Qualifiers
 - U The analyte was analyzed for but was not detected above the level of the reported sample quantitation limit.
 - B The compound has been found in the sample as well as its associated blank, its presence in the sample may be suspect.
- Quantitation (Q) Qualifiers
 - E The compound was quantitated above the calibration range.
 - D Concentration is based on a diluted sample analysis.
- Validation Qualifiers
 - J The result is an estimated quantity. The associated numerical value is the approximate concentration of the analyte in the sample.
 - UJ The analyte was analyzed for but was not detected. The reported quantitation limit is approximate and may be inaccurate or imprecise.
 - UB Analyte considered non-detect at the listed value due to associated blank contamination.
 - R The sample results are rejected.

Two facts should be noted by all data users. First, the "R" flag means that the associated value is unusable. In other words, due to significant quality control (QC) problems, the analysis is invalid and provides no information as to whether the compound is present or not. "R" values should not appear on data tables because they cannot be relied upon, even as a last resort. The second fact to keep in mind is that no compound concentration, even if it has passed all QC tests, is guaranteed to be accurate. Strict QC serves to increase confidence in data but any value potentially contains error.

DATA REVIEW

VOLATILE ORGANIC COMPOUND (VOC) ANALYSES

1. Holding Times

The specified holding times for the following methods are presented in the following table.

Method	Matrix	Holding Time	Preservation
SW-846 8260D/8260D-SIM	Water	14 days from collection to analysis	Cool to < 6 °C; pH < 2 with HCl

All samples were analyzed within the specified holding time criteria.

2. Mass Spectrometer Tuning

Mass spectrometer performance was acceptable, and all analyses were performed within a 12-hour tune clock.

System performance and column resolution were acceptable.

3. Calibration

Satisfactory instrument calibration is established to ensure that the instrument is capable of producing acceptable quantitative data. An initial calibration demonstrates that the instrument is capable of acceptable performance at the beginning of an experimental sequence. The continuing calibration verifies that the instrument daily performance is satisfactory.

3.1 Initial Calibration

The method specifies percent relative standard deviation (%RSD) and relative response factor (RRF) limits for select compounds only. A technical review of the data applies limits to all compounds with no exceptions.

All target compounds associated with the initial calibration standards must exhibit a %RSD less than the control limit (20%) or a correlation coefficient greater than 0.99 and an RRF value greater than control limit (0.05).

All compounds associated with the initial calibrations were within the specified control limits.

3.2 Continuing Calibration

All target compounds associated with the continuing calibration standard must exhibit a percent difference (%D) less than the control limit (20%) and RRF value greater than control limit (0.05).

All compounds associated with the calibrations were within the specified control limits, with the exception of the compounds presented in the following table.

Sample ID	Initial / Continuing	Compounds	Criteria
TRIP BLANK_82	Continuing Calibration Verification %D	Vinyl chloride	+20.6%

The criteria used to evaluate the initial and continuing calibration are presented in the following table. In the case of a calibration deviation, the sample results are qualified.

Initial/Continuing	Criteria	Sample Result	Qualification
Initial and Continuing Calibration	RRF <0.05	Non-detect	R
		Detect	J
	RRF <0.01 ¹	Non-detect	R
		Detect	J
	RRF >0.05 or RRF >0.01 ¹	Non-detect	No Action
		Detect	

DATA REVIEW

Initial/Continuing	Criteria	Sample Result	Qualification
Initial Calibration	%RSD > 20% or a correlation coefficient <0.99	Non-detect	UJ
		Detect	J
	%RSD > 90%	Non-detect	R
		Detect	J
Continuing Calibration	%D >20% (increase in sensitivity)	Non-detect	UJ
		Detect	J
	%D >20% (decrease in sensitivity)	Non-detect	UJ
		Detect	J
	%D > 90% (increase/decrease in sensitivity)	Non-detect	R
		Detect	J

Note:

¹RRF of 0.01 only applies to compounds which are typically poor responding compounds

4. Internal Standard Performance

Internal standard performance criteria ensure that the GC/MS sensitivity and response are stable during every sample analysis. The criteria require the internal standard compounds associated with the VOC exhibit area counts that are not greater than two times (+100%) or less than one-half (-50%) of the area counts of the associated continuing calibration standard.

All internal standard responses were within control limits.

5. Field Duplicate Analysis

Field duplicate analysis is used to assess the overall precision of the field sampling procedures and analytical method. A control limit of 30% for water matrices is applied to the RPD between the parent sample and the field duplicate. In the instance when the parent and/or duplicate sample concentrations are less than or equal to 5 times the RL, a control limit of two times the RL is applied for water matrices.

A field duplicate sample was not collected for samples from this SDG.

6. Compound Identification

Compounds are identified on the GC/MS by using the analytes relative retention time and ion spectra.

No compounds were detected in the samples within this SDG.

7. System Performance and Overall Assessment

Overall system performance was acceptable. Other than for those deviations specifically mentioned in this review, the overall data quality is within the guidelines specified in the method.

DATA REVIEW

DATA VALIDATION CHECKLIST FOR VOCs

VOCs: 8260D/8260D-SIM	Reported		Performance Acceptable		Not Required
	No	Yes	No	Yes	
GAS CHROMATOGRAPHY/MASS SPECTROMETRY (GC/MS)					
Tier II Validation					
Holding times/Preservation		X		X	
Tier III Validation					
System performance and column resolution		X		X	
Initial calibration %RSDs		X		X	
Continuing calibration RRFs		X		X	
Continuing calibration %Ds		X	X		
Instrument tune and performance check		X		X	
Ion abundance criteria for each instrument used		X		X	
Field Duplicate RPD	X				X
Internal standard		X		X	
Compound identification and quantitation					
A. Reconstructed ion chromatograms		X		X	
B. Quantitation Reports		X		X	
C. RT of sample compounds within the established RT windows		X		X	
D. Transcription/calculation errors present		X		X	
E. Reporting limits adjusted to reflect sample dilutions		X		X	

Notes:

%RSD Relative standard deviation

%R Percent recovery

RPD Relative percent difference

%D Percent difference

DATA REVIEW

VALIDATION PERFORMED BY: Bindu Sree M B

SIGNATURE: 

DATE: April 01, 2024

PEER REVIEW: Andrew Korycinski

DATE: April 3, 2024

**CHAIN OF CUSTODY
CORRECTED SAMPLE ANALYSIS DATA
SHEETS**



TestAmerica Laboratory location: Brighton -- 10448 Citation Drive, Suite 200 / Brighton, MI 48116 / 810-229-2763

Client Contact			Regulatory program: <input type="checkbox"/> DW <input type="checkbox"/> NPDES <input type="checkbox"/> RCRA <input type="checkbox"/> Other														TestAmerica Laboratories, Inc.											
Company Name: Arcadis			Client Project Manager: Kris Hinskey				Site Contact: Christina Weaver				Lab Contact: Mike DeMonico				COC No:													
Address: 28550 Cabot Drive, Suite 500			Telephone: 248-994-2240				Telephone: 248-994-2240				Telephone: 330-497-9396				1 of 1 COCs													
City/State/Zip: Novi, MI, 48377			Email: kristoffer.hinskey@arcadis.com				Analysis Turnaround Time				Analyses				For lab use only													
Phone: 248-994-2240			Sampler Name: <i>Maryam Hanani</i>				TA T if different from below								Walk-in client													
Project Name: Ford LTP Off-Site			Method of Shipment/Carrier:				10 day								Lab sampling													
Project Number: 30167538.402.04			Shipping/Tracking No:												Job/SDG No:													
PO # 30167538.402.04																												
Sample Identification			Sample Date		Sample Time		Matrix					Containers & Preservatives					Sample Specific Notes / Special Instructions											
			Ali	Agass	Solvent	Solnt	Other:	H2SO4	HNO3	HCl	NaOH	Zn+2	NiOH	Uppres	Other:	Filtered Sample (Y/N)	Composite=C / Grab=G	1,1-DCE 8260D	cis-1,2-DCE 8260D	Trans-1,2-DCE 8260D	PCE 8260D	TCE 8260D	Vinyl Chloride 8260D	1,4-Dioxane 8260D SIM				
✓ TRIP BLANK_82			---	---	1					1						NG	X	X	X	X	X	X				1 Trip Blank		
✓ MW-174S_030124			3/1/24	1340	X					6						NG	X	X	X	X	X	X	X			3 VOAs for 8260D 3 VOAs for 8260D SIM		
Possible Hazard Identification			Sample Disposal (A fee may be assessed if samples are retained longer than 1 month)																									
<input checked="" type="checkbox"/> Non-Hazard <input type="checkbox"/> Flammable <input type="checkbox"/> Skin Irritant <input type="checkbox"/> Poison B <input type="checkbox"/> Unknown			<input type="checkbox"/> Return to Client <input checked="" type="checkbox"/> Disposal By Lab <input type="checkbox"/> Archive For _____ Months																									
Special Instructions/QC Requirements & Comments:																												
Sample Address: 11865 Boston Post																												
Submit all results through Cadena at jtomalia@cadenaco.com. Cadena #E203631																												
Level IV Reporting requested.																												
Relinquished by: <i>Maryam Hanani</i>	Company: Arcadis	Date/Time: 3/1/24 1500	Received by: <i>Novi Cold Storage</i>	Company: Arcadis	Date/Time: 3/1/24 1500																							
Relinquished by: <i>Sommer Day</i>	Company: Arcadis	Date/Time: 3/4/24 1240	Received by: <i>Jilly M</i>	Company: EETA	Date/Time: 3/4/24																							
Relinquished by: <i>Jilly M</i>	Company: EETA	Date/Time: 3/4/24	Received in Laboratory by: <i>AAK</i>	Company: EETNR	Date/Time: 3-5-24																							



Client Sample Results

Client: Arcadis U.S., Inc.
Project/Site: Ford LTP - Off Site

Job ID: 240-200452-1

Client Sample ID: TRIP BLANK_82

Lab Sample ID: 240-200452-1

Date Collected: 03/01/24 00:00

Matrix: Water

Date Received: 03/05/24 09:50

Method: SW846 8260D - Volatile Organic Compounds by GC/MS

Analyte	Result	Qualifier	RL	MDL	Unit	D	Prepared	Analyzed	Dil Fac
1,1-Dichloroethene	1.0	U	1.0	0.49	ug/L			03/08/24 14:02	1
cis-1,2-Dichloroethene	1.0	U	1.0	0.46	ug/L			03/08/24 14:02	1
Tetrachloroethene	1.0	U	1.0	0.44	ug/L			03/08/24 14:02	1
trans-1,2-Dichloroethene	1.0	U	1.0	0.51	ug/L			03/08/24 14:02	1
Trichloroethene	1.0	U	1.0	0.44	ug/L			03/08/24 14:02	1
Vinyl chloride	1.0	UU	1.0	0.45	ug/L			03/08/24 14:02	1

Surrogate	%Recovery	Qualifier	Limits	Prepared	Analyzed	Dil Fac
1,2-Dichloroethane-d4 (Surr)	101		62 - 137		03/08/24 14:02	1
4-Bromofluorobenzene (Surr)	76		56 - 136		03/08/24 14:02	1
Toluene-d8 (Surr)	93		78 - 122		03/08/24 14:02	1
Dibromofluoromethane (Surr)	111		73 - 120		03/08/24 14:02	1

Client Sample ID: MW-174S_030124

Lab Sample ID: 240-200452-2

Date Collected: 03/01/24 13:40

Matrix: Water

Date Received: 03/05/24 09:50

Method: SW846 8260D SIM - Volatile Organic Compounds (GC/MS)

Analyte	Result	Qualifier	RL	MDL	Unit	D	Prepared	Analyzed	Dil Fac
1,4-Dioxane	2.0	U	2.0	0.86	ug/L			03/08/24 20:03	1

Surrogate	%Recovery	Qualifier	Limits	Prepared	Analyzed	Dil Fac
1,2-Dichloroethane-d4 (Surr)	108		68 - 127		03/08/24 20:03	1

Method: SW846 8260D - Volatile Organic Compounds by GC/MS

Analyte	Result	Qualifier	RL	MDL	Unit	D	Prepared	Analyzed	Dil Fac
1,1-Dichloroethene	1.0	U	1.0	0.49	ug/L			03/09/24 01:43	1
cis-1,2-Dichloroethene	1.0	U	1.0	0.46	ug/L			03/09/24 01:43	1
Tetrachloroethene	1.0	U	1.0	0.44	ug/L			03/09/24 01:43	1
trans-1,2-Dichloroethene	1.0	U	1.0	0.51	ug/L			03/09/24 01:43	1
Trichloroethene	1.0	U	1.0	0.44	ug/L			03/09/24 01:43	1
Vinyl chloride	1.0	U	1.0	0.45	ug/L			03/09/24 01:43	1

Surrogate	%Recovery	Qualifier	Limits	Prepared	Analyzed	Dil Fac
1,2-Dichloroethane-d4 (Surr)	107		62 - 137		03/09/24 01:43	1
4-Bromofluorobenzene (Surr)	81		56 - 136		03/09/24 01:43	1
Toluene-d8 (Surr)	97		78 - 122		03/09/24 01:43	1
Dibromofluoromethane (Surr)	117		73 - 120		03/09/24 01:43	1