

ANALYTICAL REPORT

PREPARED FOR

Attn: Ms. Megan Meckley
Arcadis US Inc.
28550 Cabot Drive
Suite 500
Novi, Michigan 48377

Generated 3/5/2025 7:10:08 AM

JOB DESCRIPTION

Ford LTP

JOB NUMBER

240-219441-1

Eurofins Cleveland

Job Notes

This report may not be reproduced except in full, and with written approval from the laboratory. The results relate only to the samples tested. For questions please contact the Project Manager at the e-mail address or telephone number listed on this page.

The test results in this report relate only to the samples as received by the laboratory and will meet all requirements of the methodology, with any exceptions noted. This report shall not be reproduced except in full, without the express written approval of the laboratory. All questions should be directed to the Eurofins Environment Testing North Central, LLC Project Manager.

Authorization



Generated
3/5/2025 7:10:08 AM

Authorized for release by
Michael DelMonico, Project Manager I
Michael.DelMonico@et.eurofinsus.com
(330)966-9783



Table of Contents

Cover Page	1
Table of Contents	3
Definitions/Glossary	4
Case Narrative	5
Method Summary	6
Sample Summary	7
Detection Summary	8
Client Sample Results	9
Surrogate Summary	11
QC Sample Results	12
QC Association Summary	15
Lab Chronicle	16
Certification Summary	17
Chain of Custody	18

Definitions/Glossary

Client: Arcadis US Inc.
Project/Site: Ford LTP

Job ID: 240-219441-1

Qualifiers

GC/MS VOA

Qualifier	Qualifier Description
S1+	Surrogate recovery exceeds control limits, high biased.
U	Indicates the analyte was analyzed for but not detected.

Glossary

Abbreviation	These commonly used abbreviations may or may not be present in this report.
☼	Listed under the "D" column to designate that the result is reported on a dry weight basis
%R	Percent Recovery
CFL	Contains Free Liquid
CFU	Colony Forming Unit
CNF	Contains No Free Liquid
DER	Duplicate Error Ratio (normalized absolute difference)
Dil Fac	Dilution Factor
DL	Detection Limit (DoD/DOE)
DL, RA, RE, IN	Indicates a Dilution, Re-analysis, Re-extraction, or additional Initial metals/anion analysis of the sample
DLC	Decision Level Concentration (Radiochemistry)
EDL	Estimated Detection Limit (Dioxin)
LOD	Limit of Detection (DoD/DOE)
LOQ	Limit of Quantitation (DoD/DOE)
MCL	EPA recommended "Maximum Contaminant Level"
MDA	Minimum Detectable Activity (Radiochemistry)
MDC	Minimum Detectable Concentration (Radiochemistry)
MDL	Method Detection Limit
ML	Minimum Level (Dioxin)
MPN	Most Probable Number
MQL	Method Quantitation Limit
NC	Not Calculated
ND	Not Detected at the reporting limit (or MDL or EDL if shown)
NEG	Negative / Absent
POS	Positive / Present
PQL	Practical Quantitation Limit
PRES	Presumptive
QC	Quality Control
RER	Relative Error Ratio (Radiochemistry)
RL	Reporting Limit or Requested Limit (Radiochemistry)
RPD	Relative Percent Difference, a measure of the relative difference between two points
TEF	Toxicity Equivalent Factor (Dioxin)
TEQ	Toxicity Equivalent Quotient (Dioxin)
TNTC	Too Numerous To Count

Case Narrative

Client: Arcadis US Inc.
Project: Ford LTP

Job ID: 240-219441-1

Job ID: 240-219441-1

Eurofins Cleveland

Job Narrative 240-219441-1

Analytical test results meet all requirements of the associated regulatory program listed on the Accreditation/Certification Summary Page unless otherwise noted under the individual analysis. Data qualifiers and/or narrative comments are included to explain any exceptions, if applicable.

- Matrix QC may not be reported if insufficient sample is provided or site-specific QC samples were not submitted. In these situations, to demonstrate precision and accuracy at a batch level, a LCS/LCSD may be performed, unless otherwise specified in the method.
- Surrogate and/or isotope dilution analyte recoveries (if applicable) which are outside of the QC window are confirmed unless attributed to a dilution or otherwise noted in the narrative.

Regulated compliance samples (e.g. SDWA, NPDES) must comply with the associated agency requirements/permits.

Receipt

The samples were received on 2/26/2025 8:00 AM. Unless otherwise noted below, the samples arrived in good condition, and, where required, properly preserved and on ice. The temperatures of the 2 coolers at receipt time were 2.7°C and 5.0°C.

GC/MS VOA

Method 8260D: The surrogates are outside the QC limit but is reported as batch QC.

(240-219441-C-2 MS) and (240-219441-F-2 MSD)

No additional analytical or quality issues were noted, other than those described above or in the Definitions/ Glossary page.

Eurofins Cleveland

Method Summary

Client: Arcadis US Inc.
Project/Site: Ford LTP

Job ID: 240-219441-1

Method	Method Description	Protocol	Laboratory
8260D	Volatile Organic Compounds by GC/MS	SW846	EET CLE
8260D SIM	Volatile Organic Compounds (GC/MS)	SW846	EET CLE
5030C	Purge and Trap	SW846	EET CLE

Protocol References:

SW846 = "Test Methods For Evaluating Solid Waste, Physical/Chemical Methods", Third Edition, November 1986 And Its Updates.

Laboratory References:

EET CLE = Eurofins Cleveland, 180 S. Van Buren Avenue, Barberton, OH 44203, TEL (330)497-9396

Sample Summary

Client: Arcadis US Inc.
Project/Site: Ford LTP

Job ID: 240-219441-1

Lab Sample ID	Client Sample ID	Matrix	Collected	Received
240-219441-1	TRIP BLANK_63	Water	02/21/25 00:00	02/26/25 08:00
240-219441-2	MW-172S_022125	Water	02/21/25 11:50	02/26/25 08:00

1

2

3

4

5

6

7

8

9

10

11

12

13

14

- 1
- 2
- 3
- 4
- 5
- 6
- 7
- 8
- 9
- 10
- 11
- 12
- 13
- 14

Job ID: 240-219441-1

Lab Sample ID: 240-219441-1

Client Sample ID: MW-172S_022125

Lab Sample ID: 240-219441-2

No Detections.

Client Sample Results

Client: Arcadis US Inc.
Project/Site: Ford LTP

Job ID: 240-219441-1

Client Sample ID: TRIP BLANK_63

Lab Sample ID: 240-219441-1

Date Collected: 02/21/25 00:00

Matrix: Water

Date Received: 02/26/25 08:00

Method: SW846 8260D - Volatile Organic Compounds by GC/MS

Analyte	Result	Qualifier	RL	MDL	Unit	D	Prepared	Analyzed	Dil Fac
1,1-Dichloroethene	1.0	U	1.0	0.49	ug/L			03/03/25 11:52	1
cis-1,2-Dichloroethene	1.0	U	1.0	0.46	ug/L			03/03/25 11:52	1
Tetrachloroethene	1.0	U	1.0	0.44	ug/L			03/03/25 11:52	1
trans-1,2-Dichloroethene	1.0	U	1.0	0.51	ug/L			03/03/25 11:52	1
Trichloroethene	1.0	U	1.0	0.44	ug/L			03/03/25 11:52	1
Vinyl chloride	1.0	U	1.0	0.45	ug/L			03/03/25 11:52	1

Surrogate	%Recovery	Qualifier	Limits	Prepared	Analyzed	Dil Fac
1,2-Dichloroethane-d4 (Surr)	116		62 - 137		03/03/25 11:52	1
4-Bromofluorobenzene (Surr)	105		56 - 136		03/03/25 11:52	1
Toluene-d8 (Surr)	103		78 - 122		03/03/25 11:52	1
Dibromofluoromethane (Surr)	102		73 - 120		03/03/25 11:52	1

Client Sample Results

Client: Arcadis US Inc.
Project/Site: Ford LTP

Job ID: 240-219441-1

Client Sample ID: MW-172S_022125

Lab Sample ID: 240-219441-2

Date Collected: 02/21/25 11:50

Matrix: Water

Date Received: 02/26/25 08:00

Method: SW846 8260D SIM - Volatile Organic Compounds (GC/MS)

Analyte	Result	Qualifier	RL	MDL	Unit	D	Prepared	Analyzed	Dil Fac
1,4-Dioxane	2.0	U	2.0	0.86	ug/L			03/03/25 12:29	1
Surrogate	%Recovery	Qualifier	Limits				Prepared	Analyzed	Dil Fac
1,2-Dichloroethane-d4 (Surr)	97		68 - 127					03/03/25 12:29	1

Method: SW846 8260D - Volatile Organic Compounds by GC/MS

Analyte	Result	Qualifier	RL	MDL	Unit	D	Prepared	Analyzed	Dil Fac
1,1-Dichloroethene	1.0	U	1.0	0.49	ug/L			03/03/25 12:15	1
cis-1,2-Dichloroethene	1.0	U	1.0	0.46	ug/L			03/03/25 12:15	1
Tetrachloroethene	1.0	U	1.0	0.44	ug/L			03/03/25 12:15	1
trans-1,2-Dichloroethene	1.0	U	1.0	0.51	ug/L			03/03/25 12:15	1
Trichloroethene	1.0	U	1.0	0.44	ug/L			03/03/25 12:15	1
Vinyl chloride	1.0	U	1.0	0.45	ug/L			03/03/25 12:15	1
Surrogate	%Recovery	Qualifier	Limits				Prepared	Analyzed	Dil Fac
1,2-Dichloroethane-d4 (Surr)	115		62 - 137					03/03/25 12:15	1
4-Bromofluorobenzene (Surr)	99		56 - 136					03/03/25 12:15	1
Toluene-d8 (Surr)	99		78 - 122					03/03/25 12:15	1
Dibromofluoromethane (Surr)	100		73 - 120					03/03/25 12:15	1

Surrogate Summary

Client: Arcadis US Inc.
Project/Site: Ford LTP

Job ID: 240-219441-1

Method: 8260D - Volatile Organic Compounds by GC/MS

Matrix: Water

Prep Type: Total/NA

Lab Sample ID	Client Sample ID	Percent Surrogate Recovery (Acceptance Limits)			
		DCA (62-137)	BFB (56-136)	TOL (78-122)	DBFM (73-120)
240-219441-1	TRIP BLANK_63	116	105	103	102
240-219441-2	MW-172S_022125	115	99	99	100
240-219441-2 MS	MW-172S_022125	130	130	126 S1+	121 S1+
240-219441-2 MSD	MW-172S_022125	132	132	128 S1+	126 S1+
LCS 240-646571/4	Lab Control Sample	104	103	101	99
MB 240-646571/7	Method Blank	120	101	101	108

Surrogate Legend

DCA = 1,2-Dichloroethane-d4 (Surr)
BFB = 4-Bromofluorobenzene (Surr)
TOL = Toluene-d8 (Surr)
DBFM = Dibromofluoromethane (Surr)

Method: 8260D SIM - Volatile Organic Compounds (GC/MS)

Matrix: Water

Prep Type: Total/NA

Lab Sample ID	Client Sample ID	Percent Surrogate Recovery (Acceptance Limits)			
		DCA (68-127)			
240-219441-2	MW-172S_022125	97			
240-219499-B-3 MS	Matrix Spike	100			
240-219499-B-3 MSD	Matrix Spike Duplicate	99			
LCS 240-646573/5	Lab Control Sample	99			
MB 240-646573/7	Method Blank	96			

Surrogate Legend

DCA = 1,2-Dichloroethane-d4 (Surr)

QC Sample Results

Client: Arcadis US Inc.
Project/Site: Ford LTP

Job ID: 240-219441-1

Method: 8260D - Volatile Organic Compounds by GC/MS

Lab Sample ID: MB 240-646571/7

Matrix: Water

Analysis Batch: 646571

Client Sample ID: Method Blank

Prep Type: Total/NA

Analyte	MB Result	MB Qualifier	RL	MDL	Unit	D	Prepared	Analyzed	Dil Fac
1,1-Dichloroethene	1.0	U	1.0	0.49	ug/L			03/03/25 11:06	1
cis-1,2-Dichloroethene	1.0	U	1.0	0.46	ug/L			03/03/25 11:06	1
Tetrachloroethene	1.0	U	1.0	0.44	ug/L			03/03/25 11:06	1
trans-1,2-Dichloroethene	1.0	U	1.0	0.51	ug/L			03/03/25 11:06	1
Trichloroethene	1.0	U	1.0	0.44	ug/L			03/03/25 11:06	1
Vinyl chloride	1.0	U	1.0	0.45	ug/L			03/03/25 11:06	1

Surrogate	MB %Recovery	MB Qualifier	Limits	Prepared	Analyzed	Dil Fac
1,2-Dichloroethane-d4 (Surr)	120		62 - 137		03/03/25 11:06	1
4-Bromofluorobenzene (Surr)	101		56 - 136		03/03/25 11:06	1
Toluene-d8 (Surr)	101		78 - 122		03/03/25 11:06	1
Dibromofluoromethane (Surr)	108		73 - 120		03/03/25 11:06	1

Lab Sample ID: LCS 240-646571/4

Matrix: Water

Analysis Batch: 646571

Client Sample ID: Lab Control Sample

Prep Type: Total/NA

Analyte	Spike Added	LCS Result	LCS Qualifier	Unit	D	%Rec	%Rec Limits
1,1-Dichloroethene	25.0	23.2		ug/L		93	63 - 134
cis-1,2-Dichloroethene	25.0	23.9		ug/L		96	77 - 123
Tetrachloroethene	25.0	22.5		ug/L		90	76 - 123
trans-1,2-Dichloroethene	25.0	23.0		ug/L		92	75 - 124
Trichloroethene	25.0	23.1		ug/L		92	70 - 122
Vinyl chloride	12.5	11.5		ug/L		92	60 - 144

Surrogate	LCS %Recovery	LCS Qualifier	Limits
1,2-Dichloroethane-d4 (Surr)	104		62 - 137
4-Bromofluorobenzene (Surr)	103		56 - 136
Toluene-d8 (Surr)	101		78 - 122
Dibromofluoromethane (Surr)	99		73 - 120

Lab Sample ID: 240-219441-2 MS

Matrix: Water

Analysis Batch: 646571

Client Sample ID: MW-172S_022125

Prep Type: Total/NA

Analyte	Sample Result	Sample Qualifier	Spike Added	MS Result	MS Qualifier	Unit	D	%Rec	%Rec Limits
1,1-Dichloroethene	1.0	U	25.0	21.4		ug/L		85	56 - 135
cis-1,2-Dichloroethene	1.0	U	25.0	22.1		ug/L		88	66 - 128
Tetrachloroethene	1.0	U	25.0	19.5		ug/L		78	62 - 131
trans-1,2-Dichloroethene	1.0	U	25.0	21.9		ug/L		88	56 - 136
Trichloroethene	1.0	U	25.0	20.4		ug/L		82	61 - 124
Vinyl chloride	1.0	U	12.5	11.5		ug/L		92	43 - 157

Surrogate	MS %Recovery	MS Qualifier	Limits
1,2-Dichloroethane-d4 (Surr)	130		62 - 137
4-Bromofluorobenzene (Surr)	130		56 - 136
Toluene-d8 (Surr)	126	S1+	78 - 122

Eurofins Cleveland

QC Sample Results

Client: Arcadis US Inc.
Project/Site: Ford LTP

Job ID: 240-219441-1

Method: 8260D - Volatile Organic Compounds by GC/MS (Continued)

Lab Sample ID: 240-219441-2 MS

Matrix: Water

Analysis Batch: 646571

Client Sample ID: MW-172S_022125

Prep Type: Total/NA

	MS	MS	
Surrogate	%Recovery	Qualifier	Limits
Dibromofluoromethane (Surr)	121	S1+	73 - 120

Lab Sample ID: 240-219441-2 MSD

Matrix: Water

Analysis Batch: 646571

Client Sample ID: MW-172S_022125

Prep Type: Total/NA

Analyte	Sample Result	Sample Qualifier	Spike Added	MSD Result	MSD Qualifier	Unit	D	%Rec	%Rec Limits	RPD	RPD Limit
1,1-Dichloroethene	1.0	U	25.0	21.9		ug/L		87	56 - 135	2	26
cis-1,2-Dichloroethene	1.0	U	25.0	22.9		ug/L		92	66 - 128	4	14
Tetrachloroethene	1.0	U	25.0	21.1		ug/L		84	62 - 131	8	20
trans-1,2-Dichloroethene	1.0	U	25.0	22.5		ug/L		90	56 - 136	3	15
Trichloroethene	1.0	U	25.0	20.7		ug/L		83	61 - 124	1	15
Vinyl chloride	1.0	U	12.5	10.8		ug/L		86	43 - 157	6	24

	MSD	MSD	
Surrogate	%Recovery	Qualifier	Limits
1,2-Dichloroethane-d4 (Surr)	132		62 - 137
4-Bromofluorobenzene (Surr)	132		56 - 136
Toluene-d8 (Surr)	128	S1+	78 - 122
Dibromofluoromethane (Surr)	126	S1+	73 - 120

Method: 8260D SIM - Volatile Organic Compounds (GC/MS)

Lab Sample ID: MB 240-646573/7

Matrix: Water

Analysis Batch: 646573

Client Sample ID: Method Blank

Prep Type: Total/NA

Analyte	MB Result	MB Qualifier	RL	MDL	Unit	D	Prepared	Analyzed	Dil Fac
1,4-Dioxane	2.0	U	2.0	0.86	ug/L			03/03/25 10:45	1

	MB	MB							
Surrogate	%Recovery	Qualifier	Limits	Prepared	Analyzed	Dil Fac			
1,2-Dichloroethane-d4 (Surr)	96		68 - 127		03/03/25 10:45	1			

Lab Sample ID: LCS 240-646573/5

Matrix: Water

Analysis Batch: 646573

Client Sample ID: Lab Control Sample

Prep Type: Total/NA

Analyte	Spike Added	LCS Result	LCS Qualifier	Unit	D	%Rec	%Rec Limits
1,4-Dioxane	10.0	9.28		ug/L		93	75 - 121

	LCS	LCS	
Surrogate	%Recovery	Qualifier	Limits
1,2-Dichloroethane-d4 (Surr)	99		68 - 127

Lab Sample ID: 240-219499-B-3 MS

Matrix: Water

Analysis Batch: 646573

Client Sample ID: Matrix Spike

Prep Type: Total/NA

Analyte	Sample Result	Sample Qualifier	Spike Added	MS Result	MS Qualifier	Unit	D	%Rec	%Rec Limits
1,4-Dioxane	2.0	U	10.0	9.61		ug/L		96	20 - 180

Eurofins Cleveland

QC Sample Results

Client: Arcadis US Inc.
Project/Site: Ford LTP

Job ID: 240-219441-1

Method: 8260D SIM - Volatile Organic Compounds (GC/MS) (Continued)

		MS	MS									
Surrogate	%Recovery	Qualifier	Limits									
1,2-Dichloroethane-d4 (Surr)	100		68 - 127									
Lab Sample ID: 240-219499-B-3 MSD				Client Sample ID: Matrix Spike Duplicate								
Matrix: Water				Prep Type: Total/NA								
Analysis Batch: 646573												
Analyte	Sample Result	Sample Qualifier	Spike Added	MSD Result	MSD Qualifier	Unit	D	%Rec	%Rec Limits	RPD	RPD Limit	
1,4-Dioxane	2.0	U	10.0	9.63		ug/L		96	20 - 180	0	20	
		MSD	MSD									
Surrogate	%Recovery	Qualifier	Limits									
1,2-Dichloroethane-d4 (Surr)	99		68 - 127									

QC Association Summary

Client: Arcadis US Inc.
Project/Site: Ford LTP

Job ID: 240-219441-1

GC/MS VOA

Analysis Batch: 646571

Lab Sample ID	Client Sample ID	Prep Type	Matrix	Method	Prep Batch
240-219441-1	TRIP BLANK_63	Total/NA	Water	8260D	
240-219441-2	MW-172S_022125	Total/NA	Water	8260D	
MB 240-646571/7	Method Blank	Total/NA	Water	8260D	
LCS 240-646571/4	Lab Control Sample	Total/NA	Water	8260D	
240-219441-2 MS	MW-172S_022125	Total/NA	Water	8260D	
240-219441-2 MSD	MW-172S_022125	Total/NA	Water	8260D	

Analysis Batch: 646573

Lab Sample ID	Client Sample ID	Prep Type	Matrix	Method	Prep Batch
240-219441-2	MW-172S_022125	Total/NA	Water	8260D SIM	
MB 240-646573/7	Method Blank	Total/NA	Water	8260D SIM	
LCS 240-646573/5	Lab Control Sample	Total/NA	Water	8260D SIM	
240-219499-B-3 MS	Matrix Spike	Total/NA	Water	8260D SIM	
240-219499-B-3 MSD	Matrix Spike Duplicate	Total/NA	Water	8260D SIM	

Lab Chronicle

Client: Arcadis US Inc.
Project/Site: Ford LTP

Job ID: 240-219441-1

Client Sample ID: TRIP BLANK_63
Date Collected: 02/21/25 00:00
Date Received: 02/26/25 08:00

Lab Sample ID: 240-219441-1
Matrix: Water

Prep Type	Batch Type	Batch Method	Run	Dilution Factor	Batch Number	Analyst	Lab	Prepared or Analyzed
Total/NA	Analysis	8260D		1	646571	LEE	EET CLE	03/03/25 11:52

Client Sample ID: MW-172S_022125
Date Collected: 02/21/25 11:50
Date Received: 02/26/25 08:00

Lab Sample ID: 240-219441-2
Matrix: Water

Prep Type	Batch Type	Batch Method	Run	Dilution Factor	Batch Number	Analyst	Lab	Prepared or Analyzed
Total/NA	Analysis	8260D		1	646571	LEE	EET CLE	03/03/25 12:15
Total/NA	Analysis	8260D SIM		1	646573	R5XG	EET CLE	03/03/25 12:29

Laboratory References:

EET CLE = Eurofins Cleveland, 180 S. Van Buren Avenue, Barberton, OH 44203, TEL (330)497-9396

Accreditation/Certification Summary

Client: Arcadis US Inc.
Project/Site: Ford LTP

Job ID: 240-219441-1


Laboratory: Eurofins Cleveland

All accreditations/certifications held by this laboratory are listed. Not all accreditations/certifications are applicable to this report.

Authority	Program	Identification Number	Expiration Date
Connecticut	State	PH-0806	12-31-26
Georgia	State	4062	02-27-26
Illinois	NELAP	200004	08-31-25
Iowa	State	421	06-01-25
Kansas	NELAP	E-10336	01-31-26
Kentucky (WW)	State	KY98016	12-31-25
Minnesota	NELAP	039-999-348	12-31-25
New Hampshire	NELAP	225024	09-30-25
New Jersey	NELAP	OH001	07-03-25
New York	NELAP	10975	04-01-25
Ohio	State	8303	11-04-25
Ohio VAP	State	ORELAP 4062	02-28-26
Oregon	NELAP	4062	02-27-26
Pennsylvania	NELAP	68-00340	08-31-25
Texas	NELAP	T104704517-22-19	08-31-25
USDA	US Federal Programs	P330-18-00281	01-05-27
Virginia	NELAP	460175	09-14-25
West Virginia DEP	State	210	12-31-25
Wisconsin	State	399167560	08-31-25

TestAmerica Laboratory location: Farmington Hills — 38855 Hills Tech Drive, Suite 600, Farmington Hills 48331

[illegible]

Eurofins Cleveland Sample Receipt Form/Narrative Barberton Facility		Client <u>Aradix</u> Site Name _____		Cooler unpacked by: <u>[Signature]</u>
Cooler Received on <u>2-26-25</u>		Opened on <u>2-26-25</u>		
FedEx: 1 st Grd Exp UPS FAS Waypoint		Client Drop Off Eurofins Courier Other _____		
Receipt After-hours Drop-off Date/Time _____		Storage Location _____		
Eurofins Cooler # <u>EC</u> Foam Box Client Cooler Box Other _____		Packing material used: <u>Bubble Wrap</u> Foam Plastic Bag None Other _____		
COOLANT: <u>Wet Ice</u> Blue Ice Dry Ice Water None _____		IR GUN # <u>21</u> (CR <u>+1.1</u> °C) Observed Cooler Temp. _____ °C Corrected Cooler Temp. _____ °C		
1 Cooler temperature upon receipt _____		<input checked="" type="checkbox"/> See Multiple Cooler Form		
2. Were tamper/custody seals on the outside of the cooler(s)? If Yes Quantity <u>2</u>		Yes No		<div>Tests that are not checked for pH by Receiving: VOAs Oil and Grease TOC</div>
-Were the seals on the outside of the cooler(s) signed & dated?		Yes No		
-Were tamper/custody seals on the bottle(s) or bottle kits (LLHg/MeHg)?		Yes No		
-Were tamper/custody seals intact and uncompromised?		Yes No		
3 Shippers' packing slip attached to the cooler(s)?		Yes No		
4 Did custody papers accompany the sample(s)?		Yes No		
5 Were the custody papers relinquished & signed in the appropriate place?		Yes No		
6. Was/were the person(s) who collected the samples clearly identified on the COC?		Yes No		
7 Did all bottles arrive in good condition (Unbroken)?		Yes No		
8 Could all bottle labels (ID/Date/Time) be reconciled with the COC?		Yes No		
9 For each sample, does the COC specify preservatives (Y/N), # of containers (Y/N), and sample type of grab/comp (Y/N)?		Yes No		
10 Were correct bottle(s) used for the test(s) indicated?		Yes No		
11 Sufficient quantity received to perform indicated analyses?		Yes No		
12 Are these work share samples and all listed on the COC?		Yes No		
13 If yes, Questions 13-17 have been checked at the originating laboratory				
14 Were all preserved sample(s) at the correct pH upon receipt?		Yes No		
14 Were VOAs on the COC?		Yes No		
15 Were air bubbles >6 mm in any VOA vials?  Larger than this.		Yes No NA		
16 Was a VOA trip blank present in the cooler(s)? Trip Blank Lot # _____		Yes No		
17 Was a LL Hg or Me Hg trip blank present?		Yes No		
Contacted PM _____ Date _____ by _____ via Verbal Voice Mail Other _____		Concerning _____		
18. CHAIN OF CUSTODY & SAMPLE DISCREPANCIES <input type="checkbox"/> additional next page		Samples processed by: _____		
19 SAMPLE CONDITION				
Sample(s) _____ were received after the recommended holding time had expired.				
Sample(s) _____ were received in a broken container				
Sample(s) _____ were received with bubble >6 mm in diameter (Notify PM)				
20. SAMPLE PRESERVATION				
Sample(s) _____				
Time preserved _____ Preservative(s) added/Lot number(s) _____ were further preserved in the laboratory				
VOA Sample Preservation - Date/Time VOAs Frozen _____				

Login # _____

[illegible]

2/26/2025

Login Container Summary Report

240-219441

3/5/2025

Temperature readings						
Client Sample ID	Lab ID	Container Type	Container pH	Preservation Temp	Preservation Added	Preservation Lot Number
TRIP BLANK_63	240-219441-A-1	Voa Vial 40ml - Hydrochloric Acid				
MW-172S_022125	240-219441-A-2	Voa Vial 40ml - Hydrochloric Acid				
MW-172S_022125	240-219441-B-2	Voa Vial 40ml - Hydrochloric Acid				
MW-172S_022125	240-219441-C-2	Voa Vial 40ml - Hydrochloric Acid				
MW-172S_022125	240-219441-D-2	Voa Vial 40ml - Hydrochloric Acid				
MW-172S_022125	240-219441-E-2	Voa Vial 40ml - Hydrochloric Acid				
MW-172S_022125	240-219441-F-2	Voa Vial 40ml - Hydrochloric Acid				

DATA VERIFICATION REPORT



March 05, 2025

Megan Meckley
Arcadis
28550 Cabot Drive
Suite 500
Novi, MI US 48377

CADENA project ID: E203728

Project: Ford Livonia Transmission Plant - ON-SITE Soil Gas, Ground Water and Soil

Project number: 30251157.401.04 (vapor 301.04) 30206169.0401.04

Event Specific Scope of Work References: Sample COC

Laboratory: Eurofins Environment Testing LLC - Cleveland

Laboratory submittal: 219441-1

Sample date: 2025-02-21

Report received by CADENA: 2025-03-05

Initial Data Verification completed by CADENA: 2025-03-05

Number of Samples:2

Sample Matrices:Water

Test Categories:GCMS VOC

Please see attached criteria report or sample result/qualified analytical result summary for qualifier flags assigned to sample data.

The following minor QC exceptions or missing information were noted:

GCMS VOC -002MS/MSD SURROGATE recoveries were outliers biased high for at least 1 surrogate.
Associated client sample results were non-detect so qualification was not required based on these high bias QC outliers.

Sample/MS/MSD Surrogate Recovery, Blank/LCS Surrogate Recovery, LCS/LCD Recovery, MS/MSD Recovery, MS/MSD RPD, Blank Contamination and Hold Time Exception were reviewed as part of our verification.

Data verification for the report specified above was completed using the Ford Motor Company Environmental Laboratory Technical Specification, the CADENA Standard Operating Procedure for the Verification of Environmental Analytical Data and the associated analytical methods as references for evaluating the batch QC, sample data and report content. The EPA National Functional Guidelines for validating organic and inorganic data were used as guidance when addressing out of control QC results and the associated data qualifiers.

The definitions of the qualifiers used for this data package are defined in the analytical report. CADENA valid qualifiers are defined in the table below. To view and download a PDF copy of the laboratory analytical report access the CADENA CLMS at <http://clms.cadenaco.com/index.cfm>.

Please contact me if you have any questions.

Sincerely,

Jim Tomalia

Project Scientist

CADENA Inc, 1099 Highland Drive, Suite E, Ann Arbor, MI 48108 517-819-0356

CADENA Valid Qualifiers

Valid Qualifiers	Description
<	Less than the reported concentration.
>	Greater than the reported concentration.
B	The analyte / compound was detected in the associated blank. For Organic methods the sample concentration was greater than the RDL and less than 5x (or 10x for common lab contaminants) the blank concentration and is considered non-detect at the reported concentration. For Inorganic methods the sample concentration was greater than the RDL and less than 10x the blank concentration and is considered non-detect at the reported concentration.
E	The analyte / Compound reported exceeds the calibration range and is considered estimated.
EMPC	Estimated Minimum Potential Contamination - Dioxin/Furan analyses only.
J	Indicates an estimated value. This flag is used either when estimating a concentration for a tentatively identified compound or when the data indicates the presence of an analyte / compound but the result is less than the sample Quantitation limit, but greater than zero. The flag is also used in data validation to indicate a reported value should be considered estimated due to associated quality assurance deficiencies.
J-	The result is an estimated quantity, but the result may be biased low.
JB	NON-DETECT AT THE CONCENTRATION REPORTED AND ESTIMATED
JH	The sample result is considered estimated and is potentially biased high.
JL	The sample result is considered estimated and is potentially biased low.
JUB	NON-DETECT AT THE REPORTING LIMIT AND ESTIMATED
NJ	Tentatively identified compound with approximated concentration.
R	Indicates the value is considered to be unusable. (Note: The analyte / compound may or may not be present.)
TNTC	Too Numerous to Count - Asbestos and Microbiological Results.
U	Indicates that the analyte / compound was analyzed for, but not detected.
UB	The analyte / compound was detected in the associated blank. For Organic methods the sample concentration was less than the RDL and less than 5x (or 10x for common lab contaminants) the blank concentration and is considered non-detect at the RDL. For Inorganic methods the sample concentration was less than the RDL and less than 10x the blank concentration and is considered non-detect at the RDL.
UJ	The analyte / compound was not detected above the reported sample Quantitation limit. However, the Quantitation limit is considered to be approximate due to associated quality assurance results and may or may not represent the actual limit of Quantitation to accurately and precisely report the analyte in the sample.

Analytical Results Summary

CADENA Project ID: E203728

Laboratory: Eurofins Environment Testing LLC - Cleveland

Laboratory Submittal: 219441-1

Sample Name: TRIP BLANK_63

MW-172S_022125

Lab Sample ID: 2402194411

2402194412

Sample Date: 2/21/2025

2/21/2025

Analyte	Cas No.	Result	Report		Valid	Qualifier	Report		Valid	
			Limit	Units			Result	Limit		Units
GC/MS VOC										
OSW-8260D										
1,1-Dichloroethene	75-35-4	ND	1.0	ug/l	---		ND	1.0	ug/l	---
cis-1,2-Dichloroethene	156-59-2	ND	1.0	ug/l	---		ND	1.0	ug/l	---
Tetrachloroethene	127-18-4	ND	1.0	ug/l	---		ND	1.0	ug/l	---
trans-1,2-Dichloroethene	156-60-5	ND	1.0	ug/l	---		ND	1.0	ug/l	---
Trichloroethene	79-01-6	ND	1.0	ug/l	---		ND	1.0	ug/l	---
Vinyl chloride	75-01-4	ND	1.0	ug/l	---		ND	1.0	ug/l	---
OSW-8260DSIM										
1,4-Dioxane	123-91-1						ND	2.0	ug/l	---

Ford Motor Company – Livonia Transmission Project

Data Review

Livonia, Michigan

Volatile Organic Compounds (VOC) Analysis

SDG # 240-219441-1

CADENA Verification Report: 2025-03-05

Analyses Performed By:
Eurofins Cleveland
Barberton, Ohio

Report # 58471R
Review Level: Tier III
Project: 30206169.0401.02

DATA REVIEW

SUMMARY

This data quality assessment summarizes the review of Sample Delivery Group (SDG) # 240-219441-1 for samples collected in association with the Ford – Livonia, Michigan site. The review was conducted as a Tier III validation in addition to a verification/Tier II validation review performed by CADENA Inc. and included review of level IV laboratory data package completeness. Only elements of a Tier III validation effort (Tier III) include a detailed review of laboratory raw data to check for errors in calculation, calibration review, internal standard review and compound identification) and omitted deviations from the CADENA verification/Tier II report are documented in this report. Only analytical data associated with constituents of concern were reviewed for this validation. Field documentation was not included in this review. Included with this assessment are the validation annotated sample result sheets, and chain of custody. Analyses were performed on the following samples:

Sample ID	Lab ID	Matrix	Sample Collection Date	Parent Sample	Analysis	
					VOC	VOC SIM
TRIP BLANK_63	240-219441-1	Water	02/21/2025		X	
MW-172S_022125	240-219441-2	Water	02/21/2025		X	X

DATA REVIEW

ANALYTICAL DATA PACKAGE DOCUMENTATION

The table below is the evaluation of the data package completeness.

Items Reviewed	Reported		Performance Acceptable		Not Required
	No	Yes	No	Yes	
1. Sample receipt condition		X		X	
2. Requested analyses and sample results		X		X	
3. Master tracking list		X		X	
4. Methods of analysis		X		X	
5. Reporting limits		X		X	
6. Sample collection date		X		X	
7. Laboratory sample received date		X		X	
8. Sample preservation verification (as applicable)		X		X	
9. Sample preparation/extraction/analysis dates		X		X	
10. Fully executed Chain-of-Custody (COC) form		X		X	
11. Narrative summary of Quality Assurance or sample problems provided		X		X	
12. Data Package Completeness and Compliance		X		X	

DATA REVIEW

ORGANIC ANALYSIS INTRODUCTION

Analyses were performed according to United States Environmental Protection Agency (USEPA) SW-846 Method 8260D and 8260D SIM. Data were reviewed in accordance with USEPA National Functional Guidelines for Organic Superfund Methods Data Review, EPA 540-R-20-005, November 2020 (with reference to the historical USEPA Contract Laboratory Program National Functional Guidelines for Organic Data Review, OSWER 9240.1-05A-P, October 1999), as appropriate.

The data review process is an evaluation of data on a technical basis rather than a determination of contract compliance. As such, the standards against which the data are being weighed may differ from those specified in the analytical method. It is assumed that the data package represents the best efforts of the laboratory and had already been subjected to adequate and sufficient quality review prior to submission.

During the review process, laboratory qualified and unqualified data are verified against the supporting documentation. Based on this evaluation, qualifier codes may be added, deleted, or modified by the data reviewer. Results are qualified with the following codes in accordance with USEPA National Functional Guidelines:

- Concentration (C) Qualifiers
 - U The analyte was analyzed for but was not detected above the level of the reported sample quantitation limit.
 - B The compound has been found in the sample as well as its associated blank, its presence in the sample may be suspect.
- Quantitation (Q) Qualifiers
 - E The compound was quantitated above the calibration range.
 - D Concentration is based on a diluted sample analysis.
- Validation Qualifiers
 - J The result is an estimated quantity. The associated numerical value is the approximate concentration of the analyte in the sample.
 - UJ The analyte was analyzed for but was not detected. The reported quantitation limit is approximate and may be inaccurate or imprecise.
 - UB Analyte considered non-detect at the listed value due to associated blank contamination.
 - R The sample results are rejected.

Two facts should be noted by all data users. First, the "R" flag means that the associated value is unusable. In other words, due to significant quality control (QC) problems, the analysis is invalid and provides no information as to whether the compound is present or not. "R" values should not appear on data tables because they cannot be relied upon, even as a last resort. The second fact to keep in mind is that no compound concentration, even if it has passed all QC tests, is guaranteed to be accurate. Strict QC serves to increase confidence in data but any value potentially contains error.

DATA REVIEW

VOLATILE ORGANIC COMPOUND (VOC) ANALYSES

1. Holding Times

The specified holding times for the following methods are presented in the following table.

Method	Matrix	Holding Time	Preservation
SW-846 8260D/8260D-SIM	Water	14 days from collection to analysis	Cool to < 6 °C; pH < 2 with HCl

All samples were analyzed within the specified holding time criteria.

2. Mass Spectrometer Tuning

Mass spectrometer performance was acceptable, and all analyses were performed within a 12-hour tune clock.

System performance and column resolution were acceptable.

3. Calibration

Satisfactory instrument calibration is established to ensure that the instrument is capable of producing acceptable quantitative data. An initial calibration demonstrates that the instrument is capable of acceptable performance at the beginning of an experimental sequence. The continuing calibration verifies that the instrument daily performance is satisfactory.

3.1 Initial Calibration

The method specifies percent relative standard deviation (%RSD) and relative response factor (RRF) limits for select compounds only. A technical review of the data applies limits to all compounds with no exceptions.

All target compounds associated with the initial calibration standards must exhibit a %RSD less than the control limit (20%) or a correlation coefficient greater than 0.99 and an RRF value greater than control limit (0.05).

All compounds associated with the initial calibrations were within the specified control limits.

3.2 Continuing Calibration

All target compounds associated with the continuing calibration standard must exhibit a percent difference (%D) less than the control limit (20%) and RRF value greater than control limit (0.05).

All compounds associated with the continuing calibrations were within the specified control limits.

4. Internal Standard Performance

Internal standard performance criteria ensure that the GC/MS sensitivity and response are stable during every sample analysis. The criteria require the internal standard compounds associated with the VOC exhibit area counts that are not greater than two times (+100%) or less than one-half (-50%) of the area counts of the associated continuing calibration standard.

All internal standard responses were within control limits.

5. Field Duplicate Analysis

Field duplicate analysis is used to assess the overall precision of the field sampling procedures and analytical method. A control limit of 30% for water matrices is applied to the RPD between the parent sample and the field duplicate. In the instance when the parent and/or duplicate sample concentrations are less than or equal to 5 times the RL, a control limit of two times the RL is applied for water matrices.

A field duplicate sample was not collected for samples from this SDG.

DATA REVIEW

6. Compound Identification

Compounds are identified on the GC/MS by using the analytes relative retention time and ion spectra.

No compounds were detected in the samples within this SDG.

7. System Performance and Overall Assessment

Overall system performance was acceptable. Other than for those deviations specifically mentioned in this review, the overall data quality is within the guidelines specified in the method.

DATA REVIEW

DATA VALIDATION CHECKLIST FOR VOCs

VOCs: 8260D/8260D-SIM	Reported		Performance Acceptable		Not Required	
	No	Yes	No	Yes		
GAS CHROMATOGRAPHY/MASS SPECTROMETRY (GC/MS)						
Tier II Validation						
Holding times/Preservation		X		X		
Tier III Validation						
System performance and column resolution		X		X		
Initial calibration %RSDs		X		X		
Continuing calibration RRFs		X		X		
Continuing calibration %Ds		X		X		
Instrument tune and performance check		X		X		
Ion abundance criteria for each instrument used		X		X		
Field Duplicate RPD	X				X	
Internal standard		X		X		
Compound identification and quantitation						
A. Reconstructed ion chromatograms		X		X		
B. Quantitation Reports		X		X		
C. RT of sample compounds within the established RT windows		X		X		
D. Transcription/calculation errors present		X		X		
E. Reporting limits adjusted to reflect sample dilutions		X		X		

Notes:

%RSD Relative standard deviation


%R Percent recovery

RPD Relative percent difference

%D Percent difference

DATA REVIEW

VALIDATION PERFORMED BY: Febin J S

SIGNATURE: 

DATE: March 21, 2025

PEER REVIEW: Andrew Korycinski


DATE: March 26, 2025

**NO CORRECTIONS/QUALIFERS ADDED
TO SAMPLE ANALYSIS DATA SHEETS**



Chain of Custody Record

TestAmerica Laboratory location: Farmington Hills — 38855 Hills Tech Drive, Suite 600, Farmington Hills 48331

Client Contact		Regulatory program: <input type="checkbox"/> DW <input type="checkbox"/> NPDES <input type="checkbox"/> RCRA <input type="checkbox"/> Other		TestAmerica Laboratories, Inc.	
Company Name: Arcadis		Client Project Manager: Megan Meckley		Site Contact: Samantha Szaichler	
Address: 28550 Cabot Drive, Suite 500		Telephone: 248-994-2240		Telephone: 248-994-2240	
City/State/Zip: Novi, MI, 48377		Email: kristoffer.hinskey@arcadis.com		Telephone: 330-497-9396	
Phone: 248-994-2240		Sampler Name: <u>Rebecca Coshigan</u>		Analyses	
Project Name: Ford LTP		Method of Shipment/Carrier:		For lab use only	
Project Number: 30206169.0401.03		Shipping/Tracking No:		Walk-in client	
PO # US3460021848				Lab sampling	
				Job/SDG No:	
				Sample Specific Notes / Special Instructions:	
Sample Identification		Sample Date	Sample Time	Matrix	Containers & Preservatives
				Air Aqueous Sediment Solid Other:	H2SO4 HNO3 HCl NaOH ZnAc/NaOH Unpres Other:
TRIP BLANK_63	---	---	1		1
MW-1725-022225	2/21/25	1150	6		6
RC 2/21/25					
<div style="text-align: right;">  240-219441 COC </div>					
Possible Hazard Identification				Sample Disposal (A fee may be assessed if samples are retained longer than 1 month)	
<input checked="" type="checkbox"/> Non-Hazard <input type="checkbox"/> Flammable <input type="checkbox"/> Skin Irritant <input type="checkbox"/> Poison B <input type="checkbox"/> Unknown				<input type="checkbox"/> Return to Client <input checked="" type="checkbox"/> Disposal By Lab <input type="checkbox"/> Archive For _____ Months	
Special Instructions/QC Requirements & Comments:					
11701 Boston Post Submit all results through Cadena at jtomalia@cadenco.com . Cadena #E203728 Level IV Reporting requested.					
Relinquished by: <u>[Signature]</u>	Company: <u>Arcadis</u>	Date/Time: <u>2/21/25 1405</u>	Received by: <u>[Signature]</u>	Company: <u>Arcadis</u>	Date/Time: <u>2/21/25 1405</u>
Relinquished by: <u>[Signature]</u>	Company: <u>Arcadis</u>	Date/Time: <u>2/24/25 1655</u>	Received by: <u>[Signature]</u>	Company: <u>ETA</u>	Date/Time: <u>2/24/25 1655</u>
Relinquished by: <u>[Signature]</u>	Company: <u>ETA</u>	Date/Time: <u>2/23/25 0800</u>	Received in Laboratory by: <u>[Signature]</u>	Company: <u>EC</u>	Date/Time: <u>2/23/25 800</u>

Definitions/Glossary

Client: Arcadis US Inc.
Project/Site: Ford LTP

Job ID: 240-219441-1

Qualifiers

GC/MS VOA

Qualifier	Qualifier Description
S1+	Surrogate recovery exceeds control limits, high biased.
U	Indicates the analyte was analyzed for but not detected.

Glossary

Abbreviation	These commonly used abbreviations may or may not be present in this report.
☼	Listed under the "D" column to designate that the result is reported on a dry weight basis
%R	Percent Recovery
CFL	Contains Free Liquid
CFU	Colony Forming Unit
CNF	Contains No Free Liquid
DER	Duplicate Error Ratio (normalized absolute difference)
Dil Fac	Dilution Factor
DL	Detection Limit (DoD/DOE)
DL, RA, RE, IN	Indicates a Dilution, Re-analysis, Re-extraction, or additional Initial metals/anion analysis of the sample
DLC	Decision Level Concentration (Radiochemistry)
EDL	Estimated Detection Limit (Dioxin)
LOD	Limit of Detection (DoD/DOE)
LOQ	Limit of Quantitation (DoD/DOE)
MCL	EPA recommended "Maximum Contaminant Level"
MDA	Minimum Detectable Activity (Radiochemistry)
MDC	Minimum Detectable Concentration (Radiochemistry)
MDL	Method Detection Limit
ML	Minimum Level (Dioxin)
MPN	Most Probable Number
MQL	Method Quantitation Limit
NC	Not Calculated
ND	Not Detected at the reporting limit (or MDL or EDL if shown)
NEG	Negative / Absent
POS	Positive / Present
PQL	Practical Quantitation Limit
PRES	Presumptive
QC	Quality Control
RER	Relative Error Ratio (Radiochemistry)
RL	Reporting Limit or Requested Limit (Radiochemistry)
RPD	Relative Percent Difference, a measure of the relative difference between two points
TEF	Toxicity Equivalent Factor (Dioxin)
TEQ	Toxicity Equivalent Quotient (Dioxin)
TNTC	Too Numerous To Count

Client Sample Results

Client: Arcadis US Inc.
Project/Site: Ford LTP

Job ID: 240-219441-1

Client Sample ID: TRIP BLANK_63

Lab Sample ID: 240-219441-1

Date Collected: 02/21/25 00:00

Matrix: Water

Date Received: 02/26/25 08:00

Method: SW846 8260D - Volatile Organic Compounds by GC/MS

Analyte	Result	Qualifier	RL	MDL	Unit	D	Prepared	Analyzed	Dil Fac
1,1-Dichloroethene	1.0	U	1.0	0.49	ug/L			03/03/25 11:52	1
cis-1,2-Dichloroethene	1.0	U	1.0	0.46	ug/L			03/03/25 11:52	1
Tetrachloroethene	1.0	U	1.0	0.44	ug/L			03/03/25 11:52	1
trans-1,2-Dichloroethene	1.0	U	1.0	0.51	ug/L			03/03/25 11:52	1
Trichloroethene	1.0	U	1.0	0.44	ug/L			03/03/25 11:52	1
Vinyl chloride	1.0	U	1.0	0.45	ug/L			03/03/25 11:52	1

Surrogate	%Recovery	Qualifier	Limits	Prepared	Analyzed	Dil Fac
1,2-Dichloroethane-d4 (Surr)	116		62 - 137		03/03/25 11:52	1
4-Bromofluorobenzene (Surr)	105		56 - 136		03/03/25 11:52	1
Toluene-d8 (Surr)	103		78 - 122		03/03/25 11:52	1
Dibromofluoromethane (Surr)	102		73 - 120		03/03/25 11:52	1

Client Sample Results

Client: Arcadis US Inc.
Project/Site: Ford LTP

Job ID: 240-219441-1

Client Sample ID: MW-172S_022125

Lab Sample ID: 240-219441-2

Date Collected: 02/21/25 11:50

Matrix: Water

Date Received: 02/26/25 08:00

Method: SW846 8260D SIM - Volatile Organic Compounds (GC/MS)

Analyte	Result	Qualifier	RL	MDL	Unit	D	Prepared	Analyzed	Dil Fac
1,4-Dioxane	2.0	U	2.0	0.86	ug/L			03/03/25 12:29	1
Surrogate	%Recovery	Qualifier	Limits				Prepared	Analyzed	Dil Fac
1,2-Dichloroethane-d4 (Surr)	97		68 - 127					03/03/25 12:29	1

Method: SW846 8260D - Volatile Organic Compounds by GC/MS

Analyte	Result	Qualifier	RL	MDL	Unit	D	Prepared	Analyzed	Dil Fac
1,1-Dichloroethene	1.0	U	1.0	0.49	ug/L			03/03/25 12:15	1
cis-1,2-Dichloroethene	1.0	U	1.0	0.46	ug/L			03/03/25 12:15	1
Tetrachloroethene	1.0	U	1.0	0.44	ug/L			03/03/25 12:15	1
trans-1,2-Dichloroethene	1.0	U	1.0	0.51	ug/L			03/03/25 12:15	1
Trichloroethene	1.0	U	1.0	0.44	ug/L			03/03/25 12:15	1
Vinyl chloride	1.0	U	1.0	0.45	ug/L			03/03/25 12:15	1
Surrogate	%Recovery	Qualifier	Limits				Prepared	Analyzed	Dil Fac
1,2-Dichloroethane-d4 (Surr)	115		62 - 137					03/03/25 12:15	1
4-Bromofluorobenzene (Surr)	99		56 - 136					03/03/25 12:15	1
Toluene-d8 (Surr)	99		78 - 122					03/03/25 12:15	1
Dibromofluoromethane (Surr)	100		73 - 120					03/03/25 12:15	1