



ANALYTICAL REPORT

PREPARED FOR

Attn: Ms. Megan Meckley
Arcadis US Inc.
28550 Cabot Drive
Suite 500
Novi, Michigan 48377

Generated 5/19/2025 6:48:55 AM

JOB DESCRIPTION

Ford LTP

JOB NUMBER

240-224181-1

Eurofins Cleveland

Job Notes

This report may not be reproduced except in full, and with written approval from the laboratory. The results relate only to the samples tested. For questions please contact the Project Manager at the e-mail address or telephone number listed on this page.

The test results in this report relate only to the samples as received by the laboratory and will meet all requirements of the methodology, with any exceptions noted. This report shall not be reproduced except in full, without the express written approval of the laboratory. All questions should be directed to the Eurofins Environment Testing North Central, LLC Project Manager.

Authorization



Generated
5/19/2025 6:48:55 AM

Authorized for release by
Michael DeMonico, Project Manager I
Michael.DeMonico@et.eurofinsus.com
(330)966-9783



Table of Contents

Cover Page	1
Table of Contents	3
Definitions/Glossary	4
Case Narrative	5
Method Summary	6
Sample Summary	7
Detection Summary	8
Client Sample Results	9
Surrogate Summary	11
QC Sample Results	12
QC Association Summary	15
Lab Chronicle	16
Certification Summary	17
Chain of Custody	18

Definitions/Glossary

Client: Arcadis US Inc.
Project/Site: Ford LTP

Job ID: 240-224181-1

Qualifiers

GC/MS VOA

Qualifier	Qualifier Description
E	Result exceeded calibration range.
U	Indicates the analyte was analyzed for but not detected.

Glossary

Abbreviation	These commonly used abbreviations may or may not be present in this report.
☼	Listed under the "D" column to designate that the result is reported on a dry weight basis
%R	Percent Recovery
CFL	Contains Free Liquid
CFU	Colony Forming Unit
CNF	Contains No Free Liquid
DER	Duplicate Error Ratio (normalized absolute difference)
Dil Fac	Dilution Factor
DL	Detection Limit (DoD/DOE)
DL, RA, RE, IN	Indicates a Dilution, Re-analysis, Re-extraction, or additional Initial metals/anion analysis of the sample
DLC	Decision Level Concentration (Radiochemistry)
EDL	Estimated Detection Limit (Dioxin)
LOD	Limit of Detection (DoD/DOE)
LOQ	Limit of Quantitation (DoD/DOE)
MCL	EPA recommended "Maximum Contaminant Level"
MDA	Minimum Detectable Activity (Radiochemistry)
MDC	Minimum Detectable Concentration (Radiochemistry)
MDL	Method Detection Limit
ML	Minimum Level (Dioxin)
MPN	Most Probable Number
MQL	Method Quantitation Limit
NC	Not Calculated
ND	Not Detected at the reporting limit (or MDL or EDL if shown)
NEG	Negative / Absent
POS	Positive / Present
PQL	Practical Quantitation Limit
PRES	Presumptive
QC	Quality Control
RER	Relative Error Ratio (Radiochemistry)
RL	Reporting Limit or Requested Limit (Radiochemistry)
RPD	Relative Percent Difference, a measure of the relative difference between two points
TEF	Toxicity Equivalent Factor (Dioxin)
TEQ	Toxicity Equivalent Quotient (Dioxin)
TNTC	Too Numerous To Count

Case Narrative

Client: Arcadis US Inc.
Project: Ford LTP

Job ID: 240-224181-1

Job ID: 240-224181-1

Eurofins Cleveland

Job Narrative 240-224181-1

Analytical test results meet all requirements of the associated regulatory program listed on the Accreditation/Certification Summary Page unless otherwise noted under the individual analysis. Data qualifiers and/or narrative comments are included to explain any exceptions, if applicable.

- Matrix QC may not be reported if insufficient sample is provided or site-specific QC samples were not submitted. In these situations, to demonstrate precision and accuracy at a batch level, a LCS/LCSD may be performed, unless otherwise specified in the method.
- Surrogate and/or isotope dilution analyte recoveries (if applicable) which are outside of the QC window are confirmed unless attributed to a dilution or otherwise noted in the narrative.

Regulated compliance samples (e.g. SDWA, NPDES) must comply with the associated agency requirements/permits.

Receipt

The samples were received on 5/10/2025 8:00 AM. Unless otherwise noted below, the samples arrived in good condition, and, where required, properly preserved and on ice. The temperatures of the 2 coolers at receipt time were 0.6°C and 1.0°C.

GC/MS VOA

No additional analytical or quality issues were noted, other than those described above or in the Definitions/ Glossary page.

Eurofins Cleveland

Method Summary

Client: Arcadis US Inc.
Project/Site: Ford LTP

Job ID: 240-224181-1

Method	Method Description	Protocol	Laboratory
8260D	Volatile Organic Compounds by GC/MS	SW846	EET CLE
8260D SIM	Volatile Organic Compounds (GC/MS)	SW846	EET CLE
5030C	Purge and Trap	SW846	EET CLE

Protocol References:

SW846 = "Test Methods For Evaluating Solid Waste, Physical/Chemical Methods", Third Edition, November 1986 And Its Updates.

Laboratory References:

EET CLE = Eurofins Cleveland, 180 S. Van Buren Avenue, Barberton, OH 44203, TEL (330)497-9396



Sample Summary

Client: Arcadis US Inc.
Project/Site: Ford LTP

Job ID: 240-224181-1

Lab Sample ID	Client Sample ID	Matrix	Collected	Received
240-224181-1	TRIP BLANK_116	Water	05/08/25 00:00	05/10/25 08:00
240-224181-2	MW-90S_050825	Water	05/08/25 11:55	05/10/25 08:00

- 1
- 2
- 3
- 4
- 5
- 6
- 7
- 8
- 9
- 10
- 11
- 12
- 13
- 14

Detection Summary

Client: Arcadis US Inc.
Project/Site: Ford LTP

Job ID: 240-224181-1

Client Sample ID: TRIP BLANK_116

Lab Sample ID: 240-224181-1

No Detections.

Client Sample ID: MW-90S_050825

Lab Sample ID: 240-224181-2

No Detections.

- 1
- 2
- 3
- 4
- 5
- 6
- 7
- 8
- 9
- 10
- 11
- 12
- 13
- 14

This Detection Summary does not include radiochemical test results.

Eurofins Cleveland

Client Sample Results

Client: Arcadis US Inc.
Project/Site: Ford LTP

Job ID: 240-224181-1

Client Sample ID: TRIP BLANK_116

Lab Sample ID: 240-224181-1

Date Collected: 05/08/25 00:00

Matrix: Water

Date Received: 05/10/25 08:00

Method: SW846 8260D - Volatile Organic Compounds by GC/MS

Analyte	Result	Qualifier	RL	MDL	Unit	D	Prepared	Analyzed	Dil Fac
1,1-Dichloroethene	1.0	U	1.0	0.49	ug/L			05/16/25 11:48	1
cis-1,2-Dichloroethene	1.0	U	1.0	0.46	ug/L			05/16/25 11:48	1
Tetrachloroethene	1.0	U	1.0	0.44	ug/L			05/16/25 11:48	1
trans-1,2-Dichloroethene	1.0	U	1.0	0.51	ug/L			05/16/25 11:48	1
Trichloroethene	1.0	U	1.0	0.44	ug/L			05/16/25 11:48	1
Vinyl chloride	1.0	U	1.0	0.45	ug/L			05/16/25 11:48	1

Surrogate	%Recovery	Qualifier	Limits	Prepared	Analyzed	Dil Fac
1,2-Dichloroethane-d4 (Surr)	86		62 - 137		05/16/25 11:48	1
4-Bromofluorobenzene (Surr)	85		56 - 136		05/16/25 11:48	1
Toluene-d8 (Surr)	103		78 - 122		05/16/25 11:48	1
Dibromofluoromethane (Surr)	91		73 - 120		05/16/25 11:48	1

Client Sample Results

Client: Arcadis US Inc.
Project/Site: Ford LTP

Job ID: 240-224181-1

Client Sample ID: MW-90S_050825

Lab Sample ID: 240-224181-2

Date Collected: 05/08/25 11:55

Matrix: Water

Date Received: 05/10/25 08:00

Method: SW846 8260D SIM - Volatile Organic Compounds (GC/MS)

Analyte	Result	Qualifier	RL	MDL	Unit	D	Prepared	Analyzed	Dil Fac
1,4-Dioxane	2.0	U	2.0	0.86	ug/L			05/14/25 21:19	1
Surrogate	%Recovery	Qualifier	Limits				Prepared	Analyzed	Dil Fac
1,2-Dichloroethane-d4 (Surr)	76		68 - 127					05/14/25 21:19	1

Method: SW846 8260D - Volatile Organic Compounds by GC/MS

Analyte	Result	Qualifier	RL	MDL	Unit	D	Prepared	Analyzed	Dil Fac
1,1-Dichloroethene	1.0	U	1.0	0.49	ug/L			05/16/25 15:44	1
cis-1,2-Dichloroethene	1.0	U	1.0	0.46	ug/L			05/16/25 15:44	1
Tetrachloroethene	1.0	U	1.0	0.44	ug/L			05/16/25 15:44	1
trans-1,2-Dichloroethene	1.0	U	1.0	0.51	ug/L			05/16/25 15:44	1
Trichloroethene	1.0	U	1.0	0.44	ug/L			05/16/25 15:44	1
Vinyl chloride	1.0	U	1.0	0.45	ug/L			05/16/25 15:44	1
Surrogate	%Recovery	Qualifier	Limits				Prepared	Analyzed	Dil Fac
1,2-Dichloroethane-d4 (Surr)	88		62 - 137					05/16/25 15:44	1
4-Bromofluorobenzene (Surr)	84		56 - 136					05/16/25 15:44	1
Toluene-d8 (Surr)	103		78 - 122					05/16/25 15:44	1
Dibromofluoromethane (Surr)	92		73 - 120					05/16/25 15:44	1

Surrogate Summary

Client: Arcadis US Inc.
Project/Site: Ford LTP

Job ID: 240-224181-1

Method: 8260D - Volatile Organic Compounds by GC/MS

Matrix: Water

Prep Type: Total/NA

Lab Sample ID	Client Sample ID	Percent Surrogate Recovery (Acceptance Limits)			
		DCA (62-137)	BFB (56-136)	TOL (78-122)	DBFM (73-120)
240-224181-1	TRIP BLANK_116	86	85	103	91
240-224181-2	MW-90S_050825	88	84	103	92
240-224204-B-3 MS	Matrix Spike	85	89	105	92
240-224204-B-3 MSD	Matrix Spike Duplicate	85	88	104	93
LCS 240-656261/5	Lab Control Sample	82	88	103	92
MB 240-656261/9	Method Blank	85	84	104	89

Surrogate Legend

DCA = 1,2-Dichloroethane-d4 (Surr)
BFB = 4-Bromofluorobenzene (Surr)
TOL = Toluene-d8 (Surr)
DBFM = Dibromofluoromethane (Surr)

Method: 8260D SIM - Volatile Organic Compounds (GC/MS)

Matrix: Water

Prep Type: Total/NA

Lab Sample ID	Client Sample ID	Percent Surrogate Recovery (Acceptance Limits)
		DCA (68-127)
240-224135-E-2 MS	Matrix Spike	78
240-224135-E-2 MSD	Matrix Spike Duplicate	77
240-224181-2	MW-90S_050825	76
LCS 240-656016/5	Lab Control Sample	78
MB 240-656016/7	Method Blank	78

Surrogate Legend

DCA = 1,2-Dichloroethane-d4 (Surr)

QC Sample Results

Client: Arcadis US Inc.
Project/Site: Ford LTP

Job ID: 240-224181-1

Method: 8260D - Volatile Organic Compounds by GC/MS

Lab Sample ID: MB 240-656261/9

Matrix: Water

Analysis Batch: 656261

Client Sample ID: Method Blank

Prep Type: Total/NA

Analyte	MB	MB	RL	MDL	Unit	D	Prepared	Analyzed	Dil Fac
	Result	Qualifier							
1,1-Dichloroethene	1.0	U	1.0	0.49	ug/L			05/16/25 10:37	1
cis-1,2-Dichloroethene	1.0	U	1.0	0.46	ug/L			05/16/25 10:37	1
Tetrachloroethene	1.0	U	1.0	0.44	ug/L			05/16/25 10:37	1
trans-1,2-Dichloroethene	1.0	U	1.0	0.51	ug/L			05/16/25 10:37	1
Trichloroethene	1.0	U	1.0	0.44	ug/L			05/16/25 10:37	1
Vinyl chloride	1.0	U	1.0	0.45	ug/L			05/16/25 10:37	1

Surrogate	MB	MB	Limits	Prepared	Analyzed	Dil Fac
	%Recovery	Qualifier				
1,2-Dichloroethane-d4 (Surr)	85		62 - 137		05/16/25 10:37	1
4-Bromofluorobenzene (Surr)	84		56 - 136		05/16/25 10:37	1
Toluene-d8 (Surr)	104		78 - 122		05/16/25 10:37	1
Dibromofluoromethane (Surr)	89		73 - 120		05/16/25 10:37	1

Lab Sample ID: LCS 240-656261/5

Matrix: Water

Analysis Batch: 656261

Client Sample ID: Lab Control Sample

Prep Type: Total/NA

Analyte	Spike Added	LCS	LCS	Unit	D	%Rec	%Rec Limits
		Result	Qualifier				
1,1-Dichloroethene	25.0	23.1		ug/L		93	63 - 134
cis-1,2-Dichloroethene	25.0	22.9		ug/L		92	77 - 123
Tetrachloroethene	25.0	25.9		ug/L		103	76 - 123
trans-1,2-Dichloroethene	25.0	22.9		ug/L		92	75 - 124
Trichloroethene	25.0	24.7		ug/L		99	70 - 122
Vinyl chloride	25.0	23.9		ug/L		96	60 - 144

Surrogate	LCS	LCS	Limits
	%Recovery	Qualifier	
1,2-Dichloroethane-d4 (Surr)	82		62 - 137
4-Bromofluorobenzene (Surr)	88		56 - 136
Toluene-d8 (Surr)	103		78 - 122
Dibromofluoromethane (Surr)	92		73 - 120

Lab Sample ID: 240-224204-B-3 MS

Matrix: Water

Analysis Batch: 656261

Client Sample ID: Matrix Spike

Prep Type: Total/NA

Analyte	Sample	Sample	Spike Added	MS	MS	Unit	D	%Rec	%Rec Limits
	Result	Qualifier		Result	Qualifier				
1,1-Dichloroethene	80	U	2000	1790		ug/L		89	56 - 135
cis-1,2-Dichloroethene	780		2000	2590		ug/L		91	66 - 128
Tetrachloroethene	80	U	2000	1930		ug/L		97	62 - 131
trans-1,2-Dichloroethene	80	U	2000	1820		ug/L		91	56 - 136
Trichloroethene	3900		2000	5550	E	ug/L		82	61 - 124
Vinyl chloride	92		2000	2010		ug/L		96	43 - 157

Surrogate	MS	MS	Limits
	%Recovery	Qualifier	
1,2-Dichloroethane-d4 (Surr)	85		62 - 137
4-Bromofluorobenzene (Surr)	89		56 - 136
Toluene-d8 (Surr)	105		78 - 122

Eurofins Cleveland

QC Sample Results

Client: Arcadis US Inc.
Project/Site: Ford LTP

Job ID: 240-224181-1

Method: 8260D - Volatile Organic Compounds by GC/MS (Continued)

Lab Sample ID: 240-224204-B-3 MS

Client Sample ID: Matrix Spike

Matrix: Water

Prep Type: Total/NA

Analysis Batch: 656261

	MS	MS	
Surrogate	%Recovery	Qualifier	Limits
Dibromofluoromethane (Surr)	92		73 - 120

Lab Sample ID: 240-224204-B-3 MSD

Client Sample ID: Matrix Spike Duplicate

Matrix: Water

Prep Type: Total/NA

Analysis Batch: 656261

Analyte	Sample Result	Sample Qualifier	Spike Added	MSD Result	MSD Qualifier	Unit	D	%Rec	%Rec Limits	RPD	RPD Limit
1,1-Dichloroethene	80	U	2000	1770		ug/L		88	56 - 135	1	26
cis-1,2-Dichloroethene	780		2000	2600		ug/L		91	66 - 128	0	14
Tetrachloroethene	80	U	2000	1860		ug/L		93	62 - 131	4	20
trans-1,2-Dichloroethene	80	U	2000	1820		ug/L		91	56 - 136	0	15
Trichloroethene	3900		2000	5570	E	ug/L		83	61 - 124	0	15
Vinyl chloride	92		2000	1930		ug/L		92	43 - 157	4	24

	MSD	MSD	
Surrogate	%Recovery	Qualifier	Limits
1,2-Dichloroethane-d4 (Surr)	85		62 - 137
4-Bromofluorobenzene (Surr)	88		56 - 136
Toluene-d8 (Surr)	104		78 - 122
Dibromofluoromethane (Surr)	93		73 - 120

Method: 8260D SIM - Volatile Organic Compounds (GC/MS)

Lab Sample ID: MB 240-656016/7

Client Sample ID: Method Blank

Matrix: Water

Prep Type: Total/NA

Analysis Batch: 656016

Analyte	MB Result	MB Qualifier	RL	MDL	Unit	D	Prepared	Analyzed	Dil Fac
1,4-Dioxane	2.0	U	2.0	0.86	ug/L			05/14/25 14:40	1

	MB	MB							
Surrogate	%Recovery	Qualifier	Limits	Prepared	Analyzed	Dil Fac			
1,2-Dichloroethane-d4 (Surr)	78		68 - 127		05/14/25 14:40	1			

Lab Sample ID: LCS 240-656016/5

Client Sample ID: Lab Control Sample

Matrix: Water

Prep Type: Total/NA

Analysis Batch: 656016

Analyte	Spike Added	LCS Result	LCS Qualifier	Unit	D	%Rec	%Rec Limits
1,4-Dioxane	10.0	8.25		ug/L		82	75 - 121

	LCS	LCS	
Surrogate	%Recovery	Qualifier	Limits
1,2-Dichloroethane-d4 (Surr)	78		68 - 127

Lab Sample ID: 240-224135-E-2 MS

Client Sample ID: Matrix Spike

Matrix: Water

Prep Type: Total/NA

Analysis Batch: 656016

Analyte	Sample Result	Sample Qualifier	Spike Added	MS Result	MS Qualifier	Unit	D	%Rec	%Rec Limits
1,4-Dioxane	2.0	U	10.0	8.70		ug/L		87	20 - 180

Eurofins Cleveland

QC Sample Results

Client: Arcadis US Inc.
Project/Site: Ford LTP

Job ID: 240-224181-1

Method: 8260D SIM - Volatile Organic Compounds (GC/MS) (Continued)

	<i>MS</i>	<i>MS</i>	
<i>Surrogate</i>	<i>%Recovery</i>	<i>Qualifier</i>	<i>Limits</i>
1,2-Dichloroethane-d4 (Surr)	78		68 - 127

Lab Sample ID: 240-224135-E-2 MSD
Matrix: Water
Analysis Batch: 656016

Client Sample ID: Matrix Spike Duplicate
Prep Type: Total/NA

Analyte	Sample Result	Sample Qualifier	Spike Added	MSD Result	MSD Qualifier	Unit	D	%Rec	%Rec Limits	RPD	RPD Limit
1,4-Dioxane	2.0	U	10.0	9.63		ug/L		96	20 - 180	10	20

	<i>MSD</i>	<i>MSD</i>	
<i>Surrogate</i>	<i>%Recovery</i>	<i>Qualifier</i>	<i>Limits</i>
1,2-Dichloroethane-d4 (Surr)	77		68 - 127

- 1
- 2
- 3
- 4
- 5
- 6
- 7
- 8
- 9
- 10
- 11
- 12
- 13
- 14

QC Association Summary

Client: Arcadis US Inc.
Project/Site: Ford LTP

Job ID: 240-224181-1

GC/MS VOA

Analysis Batch: 656016

Lab Sample ID	Client Sample ID	Prep Type	Matrix	Method	Prep Batch
240-224181-2	MW-90S_050825	Total/NA	Water	8260D SIM	
MB 240-656016/7	Method Blank	Total/NA	Water	8260D SIM	
LCS 240-656016/5	Lab Control Sample	Total/NA	Water	8260D SIM	
240-224135-E-2 MS	Matrix Spike	Total/NA	Water	8260D SIM	
240-224135-E-2 MSD	Matrix Spike Duplicate	Total/NA	Water	8260D SIM	

Analysis Batch: 656261

Lab Sample ID	Client Sample ID	Prep Type	Matrix	Method	Prep Batch
240-224181-1	TRIP BLANK_116	Total/NA	Water	8260D	
240-224181-2	MW-90S_050825	Total/NA	Water	8260D	
MB 240-656261/9	Method Blank	Total/NA	Water	8260D	
LCS 240-656261/5	Lab Control Sample	Total/NA	Water	8260D	
240-224204-B-3 MS	Matrix Spike	Total/NA	Water	8260D	
240-224204-B-3 MSD	Matrix Spike Duplicate	Total/NA	Water	8260D	

Lab Chronicle

Client: Arcadis US Inc.
Project/Site: Ford LTP

Job ID: 240-224181-1

Client Sample ID: TRIP BLANK_116

Lab Sample ID: 240-224181-1

Date Collected: 05/08/25 00:00

Matrix: Water

Date Received: 05/10/25 08:00

Prep Type	Batch Type	Batch Method	Run	Dilution Factor	Batch Number	Analyst	Lab	Prepared or Analyzed
Total/NA	Analysis	8260D		1	656261	MS	EET CLE	05/16/25 11:48

Client Sample ID: MW-90S_050825

Lab Sample ID: 240-224181-2

Date Collected: 05/08/25 11:55

Matrix: Water

Date Received: 05/10/25 08:00

Prep Type	Batch Type	Batch Method	Run	Dilution Factor	Batch Number	Analyst	Lab	Prepared or Analyzed
Total/NA	Analysis	8260D		1	656261	MS	EET CLE	05/16/25 15:44
Total/NA	Analysis	8260D SIM		1	656016	R5XG	EET CLE	05/14/25 21:19

Laboratory References:

EET CLE = Eurofins Cleveland, 180 S. Van Buren Avenue, Barberton, OH 44203, TEL (330)497-9396

- 1
- 2
- 3
- 4
- 5
- 6
- 7
- 8
- 9
- 10
- 11
- 12
- 13
- 14

Accreditation/Certification Summary

Client: Arcadis US Inc.
Project/Site: Ford LTP

Job ID: 240-224181-1

Laboratory: Eurofins Cleveland

All accreditations/certifications held by this laboratory are listed. Not all accreditations/certifications are applicable to this report.

Authority	Program	Identification Number	Expiration Date
Connecticut	State	PH-0806	12-31-26
Georgia	State	4062	02-27-26
Illinois	NELAP	200004	08-31-25
Iowa	State	421	06-01-25
Kansas	NELAP	E-10336	01-31-26
Kentucky (UST)	State	112225	02-28-26
Kentucky (WW)	State	KY98016	12-31-25
Minnesota	NELAP	039-999-348	12-31-25
New Hampshire	NELAP	225024	09-30-25
New Jersey	NELAP	OH001	07-03-25
New York	NELAP	10975	04-01-26
North Dakota	State	R-244	02-27-26
Ohio	State	8303	11-04-25
Ohio VAP	State	ORELAP 4062	02-28-26
Oregon	NELAP	4062	02-27-26
Pennsylvania	NELAP	68-00340	08-31-25
Texas	NELAP	T104704517-22-19	08-31-25
US Fish & Wildlife	US Federal Programs	A26406	02-28-26
USDA	US Federal Programs	P330-18-00281	01-05-27
Virginia	NELAP	460175	09-14-25
West Virginia DEP	State	210	12-31-25
Wisconsin	State	399167560	08-31-25


Chain of Custody Record

3/13

TestAmerica Laboratory location: Farmington Hills --- 38855 Hills Tech Drive, Suite 600, Farmington Hills 48331

Client Contact		Regulatory program: <input type="checkbox"/> DW <input type="checkbox"/> NPDES <input type="checkbox"/> RCRA <input type="checkbox"/> Other														TestAmerica Laboratories, Inc.																	
Company Name: Arcadis		Client Project Manager: Megan Meckley				Site Contact: Samantha Szpaichler				Lab Contact: Mike DelMonico				COC No:																			
Address: 28550 Cabot Drive, Suite 500		Telephone: 248-994-2240				Telephone: 248-994-2240				Telephone: 330-497-9396				1 of 1 COCs																			
City/State/Zip: Novi, MI, 48377		Email: megan.meckley@arcadis.com				Analysis Turnaround Time				Analyses				For lab use only																			
Phone: 248-994-2240		Sampler Name: <i>Karly Woggenstein</i>		TAT if different from below		10 day		3 weeks		2 weeks		1 week		2 days		1 day		Walk-in client															
Project Name: Ford LTP		Method of Shipment/Carrier:		Filtered Sample (V/N)		Composite-C / Grab-C		1,1-DCE 8260D		cis-1,2-DCE 8260D		Trans-1,2-DCE 8260D		PCE 8260D		TCE 8260D		Vinyl Chloride 8260D															
Project Number: 30251157.401.04		Shipping/Tracking No:		Matrix		Containers & Preservatives		1,4-Dioxane 8260D SIM										Job/SDG No:															
PO # US3460023914				Air		Aqueous		Sediment		Solid		Other:		H2SO4		HNO3		HCl		NaOH		ZnAc		NaOH		Unpres		Other:		Sample Specific Notes / Special Instructions:			
Sample Identification		Sample Date	Sample Time	Air	Aqueous	Sediment	Solid	Other:	H2SO4	HNO3	HCl	NaOH	ZnAc	NaOH	Unpres	Other:	Filtered Sample (V/N)	Composite-C / Grab-C	1,1-DCE 8260D	cis-1,2-DCE 8260D	Trans-1,2-DCE 8260D	PCE 8260D	TCE 8260D	Vinyl Chloride 8260D	1,4-Dioxane 8260D SIM								
TRIP BLANK_116		---	---	1							1						NG	X	X	X	X	X	X								1 Trip Blank		
MW-905-050825		05/08/25	11:55	6							6						NG	X	X	X	X	X	X								3 VOAs for 8260D 3 VOAs for 8260D SIM		

kw
05/08/25/


 240-224181 COC

©2008 TestAmerica Laboratories, Inc. All rights reserved.
 TestAmerica & Design™ are trademarks of TestAmerica Laboratories, Inc.

Eurofins - Cleveland Sample Receipt Form/Narrative
Barberton Facility

Login #

Client Arcelus Site Name

Cooler unpacked by

Cooler Received on 5/12/25 Opened on 5/12/25

FedEx: 1st Grd Exp UPS FAS Waypoint Client Drop Off Eurofins Counter Other

Receipt After-hours Drop-off Date/Time Storage Location

Eurofins Cooler # EL Foam Box Client Cooler Box Other

Packing material used: Bubble Wrap Foam Plastic Bag None Other

COOLANT Wet Ice Blue Ice Dry Ice Water None

1 Cooler temperature upon receipt Use Multiple Cooler Form

IR Gun # _____ (CF _____ °C) Observed Cooler Temp _____ °C Corrected Cooler Temp _____ °C

Tests that are not checked for pH by Receiving VOA's Oil and Grease TOC

2. Were tamper/custody seals on the outside of the cooler(s)? If Yes Quantity 1
 - Were the seals on the outside of the cooler(s) signed & dated? Yes No NA
 - Were tamper/custody seals on the bottle(s) or bottle kits (LJHG/MeHg)? Yes No NA
 - Were tamper/custody seals intact and uncompromised? Yes No NA
 - 3 Shippers' packing slip attached to the cooler(s)? Yes No
 - 4 Did custody papers accompany the sample(s)? Yes No
 - 5 Were the custody papers relinquished & signed in the appropriate place? Yes No
 - 6 Was/were the person(s) who collected the samples clearly identified on the COC? Yes No
 - 7 Did all bottles arrive in good condition (Unbroken)? Yes No
 - 8 Could all bottle labels (ID/Date/Time) be reconciled with the COC? Yes No
 - 9 For each sample, does the COC specify preservatives (Y/N), # of containers (Y/N), and sample type of grab/comp (Y/N)? Yes No
 - 10 Were correct bottle(s) used for the test(s) indicated? Yes No
 - 11 Sufficient quantity received to perform indicated analyses? Yes No
 - 12 Are these work share samples and all listed on the COC? Yes No
 - If yes, Questions 13-17 have been checked at the originating laboratory
 - 13 Were all preserved sample(s) at the correct pH upon receipt? Yes No NA pH Strip Lot# HC457151
 - 14 Were VOAs on the COC? Yes No
 - 15 Were air bubbles > 6 mm in any VOA vials? Yes No NA
 - 16 Was a VOA trip blank present in the cooler(s)? Trip Blank Lot # NA Yes No
 - 17 Was a LL Hg or Me Hg trip blank present? Yes No
- Contacted PM _____ Date _____ by _____ via Verbal Voice Mail Other _____
Concerning _____

18. CHAIN OF CUSTODY & SAMPLE DISCREPANCIES additional next page
Labeled by: _____
Labels Verified by: _____

19. SAMPLE CONDITION
Sample(s) _____ were received after the recommended holding time had expired
Sample(s) _____ were received in a broken container
Sample(s) _____ were received with bubble > 6 mm in diameter (Notify PM)

20. SAMPLE PRESERVATION
Sample(s) _____ were further preserved in the laboratory
Time preserved. _____ Preservative(s) added/Lot number(s) _____
VOA Sample Preservation Date/Time VOAs Frozen _____

Login # _____

Eurofins - Cleveland Sample Receipt Multiple Cooler Form

Cooler Description (Circle)	IR Gun # (Circle)	Observed Temp °C	Corrected Temp °C	Coolant (Circle)
EC Client box Other	IR GUN #: 13	0.1	0.6	Wet Ice Blue Ice Dry Ice Water None
EC Client box Other	IR GUN #: 13	0.5	1.0	Wet Ice Blue Ice Dry Ice Water None
EC Client box Other	IR GUN #: _____			Wet Ice Blue Ice Dry Ice Water None
EC Client box Other	IR GUN #: _____			Wet Ice Blue Ice Dry Ice Water None
EC Client box Other	IR GUN #: _____			Wet Ice Blue Ice Dry Ice Water None
EC Client box Other	IR GUN #: _____			Wet Ice Blue Ice Dry Ice Water None
EC Client box Other	IR GUN #: _____			Wet Ice Blue Ice Dry Ice Water None
EC Client box Other	IR GUN #: _____			Wet Ice Blue Ice Dry Ice Water None
EC Client box Other	IR GUN #: _____			Wet Ice Blue Ice Dry Ice Water None
EC Client box Other	IR GUN #: _____			Wet Ice Blue Ice Dry Ice Water None
EC Client box Other	IR GUN #: _____			Wet Ice Blue Ice Dry Ice Water None
EC Client box Other	IR GUN #: _____			Wet Ice Blue Ice Dry Ice Water None
EC Client box Other	IR GUN #: _____			Wet Ice Blue Ice Dry Ice Water None
EC Client box Other	IR GUN #: _____			Wet Ice Blue Ice Dry Ice Water None
EC Client box Other	IR GUN #: _____			Wet Ice Blue Ice Dry Ice Water None
EC Client box Other	IR GUN #: _____			Wet Ice Blue Ice Dry Ice Water None
EC Client box Other	IR GUN #: _____			Wet Ice Blue Ice Dry Ice Water None
EC Client box Other	IR GUN #: _____			Wet Ice Blue Ice Dry Ice Water None
EC Client box Other	IR GUN #: _____			Wet Ice Blue Ice Dry Ice Water None
EC Client box Other	IR GUN #: _____			Wet Ice Blue Ice Dry Ice Water None
EC Client box Other	IR GUN #: _____			Wet Ice Blue Ice Dry Ice Water None
EC Client box Other	IR GUN #: _____			Wet Ice Blue Ice Dry Ice Water None
EC Client box Other	IR GUN #: _____			Wet Ice Blue Ice Dry Ice Water None
EC Client box Other	IR GUN #: _____			Wet Ice Blue Ice Dry Ice Water None
EC Client box Other	IR GUN #: _____			Wet Ice Blue Ice Dry Ice Water None
EC Client box Other	IR GUN #: _____			Wet Ice Blue Ice Dry Ice Water None

See Temperature Excursion Form



5/10/2025

Login Container Summary Report

240-224181

5/19/2025

Temperature readings _____

<u>Client Sample ID</u>	<u>Lab ID</u>	<u>Container Type</u>	<u>Container</u>	<u>Preservation</u>	<u>Preservation</u>
			<u>pH</u>	<u>Temp</u>	<u>Added</u>
					<u>Lot Number</u>
TRIP BLANK_116	240-224181-A-1	Voa Vial 40ml - Hydrochloric Acid	_____	_____	_____
MW-90S_050825	240-224181-A-2	Voa Vial 40ml - Hydrochloric Acid	_____	_____	_____
MW-90S_050825	240-224181-B-2	Voa Vial 40ml - Hydrochloric Acid	_____	_____	_____
MW-90S_050825	240-224181-C-2	Voa Vial 40ml - Hydrochloric Acid	_____	_____	_____
MW-90S_050825	240-224181-D-2	Voa Vial 40ml - Hydrochloric Acid	_____	_____	_____
MW-90S_050825	240-224181-E-2	Voa Vial 40ml - Hydrochloric Acid	_____	_____	_____
MW-90S_050825	240-224181-F-2	Voa Vial 40ml - Hydrochloric Acid	_____	_____	_____

DATA VERIFICATION REPORT



May 19, 2025

Megan Meckley
Arcadis
28550 Cabot Drive
Suite 500
Novi, MI US 48377

CADENA project ID: E203728
Project: Ford Livonia Transmission Plant - ON-SITE Soil Gas, Ground Water and Soil
Project number: 30251157.401.04 (vapor 301.04)
Event Specific Scope of Work References: Sample COC
Laboratory: Eurofins Environment Testing LLC - Cleveland
Laboratory submittal: 224181-1
Sample date: 2025-05-08
Report received by CADENA: 2025-05-19
Initial Data Verification completed by CADENA: 2025-05-19
Number of Samples:2
Sample Matrices:Water
Test Categories:GCMS VOC
Please see attached criteria report or sample result/qualified analytical result summary for qualifier flags assigned to sample data.

There were no significant QC anomalies or exceptions to report.

Sample/MS/MSD Surrogate Recovery, Blank/LCS Surrogate Recovery, LCS/LCD Recovery, Blank Contamination and Hold Time Exception were reviewed as part of our verification.

Data verification for the report specified above was completed using the Ford Motor Company Environmental Laboratory Technical Specification, the CADENA Standard Operating Procedure for the Verification of Environmental Analytical Data and the associated analytical methods as references for evaluating the batch QC, sample data and report content. The EPA National Functional Guidelines for validating organic and inorganic data were used as guidance when addressing out of control QC results and the associated data qualifiers.

The definitions of the qualifiers used for this data package are defined in the analytical report. CADENA valid qualifiers are defined in the table below. To view and download a PDF copy of the laboratory analytical report access the CADENA CLMS at <http://clms.cadenaco.com/index.cfm>.

Please contact me if you have any questions.

Sincerely,

Jim Tomalia

Project Scientist

CADENA Valid Qualifiers

Valid Qualifiers	Description
<	Less than the reported concentration.
>	Greater than the reported concentration.
B	The analyte / compound was detected in the associated blank. For Organic methods the sample concentration was greater than the RDL and less than 5x (or 10x for common lab contaminants) the blank concentration and is considered non-detect at the reported concentration. For Inorganic methods the sample concentration was greater than the RDL and less than 10x the blank concentration and is considered non-detect at the reported concentration.
E	The analyte / Compound reported exceeds the calibration range and is considered estimated.
EMPC	Estimated Minimum Potential Contamination - Dioxin/Furan analyses only.
J	Indicates an estimated value. This flag is used either when estimating a concentration for a tentatively identified compound or when the data indicates the presence of an analyte / compound but the result is less than the sample Quantitation limit, but greater than zero. The flag is also used in data validation to indicate a reported value should be considered estimated due to associated quality assurance deficiencies.
J-	The result is an estimated quantity, but the result may be biased low.
JB	NON-DETECT AT THE CONCENTRATION REPORTED AND ESTIMATED
JH	The sample result is considered estimated and is potentially biased high.
JL	The sample result is considered estimated and is potentially biased low.
JUB	NON-DETECT AT THE REPORTING LIMIT AND ESTIMATED
NJ	Tentatively identified compound with approximated concentration.
R	Indicates the value is considered to be unusable. (Note: The analyte / compound may or may not be present.)
TNTC	Too Numerous to Count - Asbestos and Microbiological Results.
U	Indicates that the analyte / compound was analyzed for, but not detected.
UB	The analyte / compound was detected in the associated blank. For Organic methods the sample concentration was less than the RDL and less than 5x (or 10x for common lab contaminants) the blank concentration and is considered non-detect at the RDL. For Inorganic methods the sample concentration was less than the RDL and less than 10x the blank concentration and is considered non-detect at the RDL.
UJ	The analyte / compound was not detected above the reported sample Quantitation limit. However, the Quantitation limit is considered to be approximate due to associated quality assurance results and may or may not represent the actual limit of Quantitation to accurately and precisely report the analyte in the sample.

Analytical Results Summary

CADENA Project ID: E203728

Laboratory: Eurofins Environment Testing LLC - Cleveland

Laboratory Submittal: 224181-1

Sample Name: TRIP BLANK_116 MW-90S_050825
Lab Sample ID: 2402241811 2402241812
Sample Date: 5/8/2025 5/8/2025

Analyte	Cas No.	Report		Valid		Report		Valid		
		Result	Limit	Units	Qualifier	Result	Limit	Units	Qualifier	
GC/MS VOC										
<u>OSW-8260D</u>										
1,1-Dichloroethene	75-35-4	ND	1.0	ug/l	---	ND	1.0	ug/l	---	
cis-1,2-Dichloroethene	156-59-2	ND	1.0	ug/l	---	ND	1.0	ug/l	---	
Tetrachloroethene	127-18-4	ND	1.0	ug/l	---	ND	1.0	ug/l	---	
trans-1,2-Dichloroethene	156-60-5	ND	1.0	ug/l	---	ND	1.0	ug/l	---	
Trichloroethene	79-01-6	ND	1.0	ug/l	---	ND	1.0	ug/l	---	
Vinyl chloride	75-01-4	ND	1.0	ug/l	---	ND	1.0	ug/l	---	
<u>OSW-8260DSIM</u>										
1,4-Dioxane	123-91-1					ND	2.0	ug/l	---	

Ford Motor Company – Livonia Transmission Project

Data Review

Livonia, Michigan

Volatile Organic Compounds (VOC) Analysis

SDG # 240-224181-1

CADENA Verification Report: 2025-05-19

Analyses Performed By:

Eurofins Cleveland

Barberton, Ohio

Report # 59627R

Review Level: Tier III

Project: 30251157.401.02

DATA REVIEW

SUMMARY

This data quality assessment summarizes the review of Sample Delivery Group (SDG) # 240-224181-1 for samples collected in association with the Ford – Livonia, Michigan site. The review was conducted as a Tier III validation in addition to a verification/Tier II validation review performed by CADENA Inc. and included review of level IV laboratory data package completeness. Only elements of a Tier III validation effort (Tier III) include a detailed review of laboratory raw data to check for errors in calculation, calibration review, internal standard review and compound identification) and omitted deviations from the CADENA verification/Tier II report are documented in this report. Only analytical data associated with constituents of concern were reviewed for this validation. Field documentation was not included in this review. Included with this assessment are the validation annotated sample result sheets, and chain of custody. Analyses were performed on the following samples:

Sample ID	Lab ID	Matrix	Sample Collection Date	Parent Sample	Analysis	
					VOC	VOC SIM
TRIP BLANK_116	240-224181-1	Water	05/08/2025		X	
MW-90S_050825	240-224181-2	Water	05/08/2025		X	X

DATA REVIEW

ANALYTICAL DATA PACKAGE DOCUMENTATION

The table below is the evaluation of the data package completeness.

Items Reviewed	Reported		Performance Acceptable		Not Required
	No	Yes	No	Yes	
1. Sample receipt condition		X		X	
2. Requested analyses and sample results		X		X	
3. Master tracking list		X		X	
4. Methods of analysis		X		X	
5. Reporting limits		X		X	
6. Sample collection date		X		X	
7. Laboratory sample received date		X		X	
8. Sample preservation verification (as applicable)		X		X	
9. Sample preparation/extraction/analysis dates		X		X	
10. Fully executed Chain-of-Custody (COC) form		X		X	
11. Narrative summary of Quality Assurance or sample problems provided		X		X	
12. Data Package Completeness and Compliance		X		X	

DATA REVIEW

ORGANIC ANALYSIS INTRODUCTION

Analyses were performed according to United States Environmental Protection Agency (USEPA) SW-846 Method 8260D and 8260D SIM. Data were reviewed in accordance with USEPA National Functional Guidelines for Organic Superfund Methods Data Review, EPA 540-R-20-005, November 2020 (with reference to the historical USEPA Contract Laboratory Program National Functional Guidelines for Organic Data Review, OSWER 9240.1-05A-P, October 1999), as appropriate.

The data review process is an evaluation of data on a technical basis rather than a determination of contract compliance. As such, the standards against which the data are being weighed may differ from those specified in the analytical method. It is assumed that the data package represents the best efforts of the laboratory and had already been subjected to adequate and sufficient quality review prior to submission.

During the review process, laboratory qualified and unqualified data are verified against the supporting documentation. Based on this evaluation, qualifier codes may be added, deleted, or modified by the data reviewer. Results are qualified with the following codes in accordance with USEPA National Functional Guidelines:

- Concentration (C) Qualifiers
 - U The analyte was analyzed for but was not detected above the level of the reported sample quantitation limit.
 - B The compound has been found in the sample as well as its associated blank, its presence in the sample may be suspect.
- Quantitation (Q) Qualifiers
 - E The compound was quantitated above the calibration range.
 - D Concentration is based on a diluted sample analysis.
- Validation Qualifiers
 - J The result is an estimated quantity. The associated numerical value is the approximate concentration of the analyte in the sample.
 - UJ The analyte was analyzed for but was not detected. The reported quantitation limit is approximate and may be inaccurate or imprecise.
 - UB Analyte considered non-detect at the listed value due to associated blank contamination.
 - R The sample results are rejected.

Two facts should be noted by all data users. First, the "R" flag means that the associated value is unusable. In other words, due to significant quality control (QC) problems, the analysis is invalid and provides no information as to whether the compound is present or not. "R" values should not appear on data tables because they cannot be relied upon, even as a last resort. The second fact to keep in mind is that no compound concentration, even if it has passed all QC tests, is guaranteed to be accurate. Strict QC serves to increase confidence in data but any value potentially contains error.

DATA REVIEW

VOLATILE ORGANIC COMPOUND (VOC) ANALYSES

1. Holding Times

The specified holding times for the following methods are presented in the following table.

Method	Matrix	Holding Time	Preservation
SW-846 8260D/8260D-SIM	Water	14 days from collection to analysis	Cool to < 6 °C; pH < 2 with HCl

All samples were analyzed within the specified holding time criteria.

2. Mass Spectrometer Tuning

Mass spectrometer performance was acceptable, and all analyses were performed within a 12-hour tune clock.

System performance and column resolution were acceptable.

3. Calibration

Satisfactory instrument calibration is established to ensure that the instrument is capable of producing acceptable quantitative data. An initial calibration demonstrates that the instrument is capable of acceptable performance at the beginning of an experimental sequence. The continuing calibration verifies that the instrument daily performance is satisfactory.

3.1 Initial Calibration

The method specifies percent relative standard deviation (%RSD) and relative response factor (RRF) limits for select compounds only. A technical review of the data applies limits to all compounds with no exceptions.

All target compounds associated with the initial calibration standards must exhibit a %RSD less than the control limit (20%) or a correlation coefficient greater than 0.99 and an RRF value greater than control limit (0.05).

All compounds associated with the initial calibrations were within the specified control limits.

3.2 Continuing Calibration

All target compounds associated with the continuing calibration standard must exhibit a percent difference (%D) less than the control limit (20%) and RRF value greater than control limit (0.05).

All compounds associated with the continuing calibrations were within the specified control limits.

4. Internal Standard Performance

Internal standard performance criteria ensure that the GC/MS sensitivity and response are stable during every sample analysis. The criteria require the internal standard compounds associated with the VOC exhibit area counts that are not greater than two times (+100%) or less than one-half (-50%) of the area counts of the associated continuing calibration standard.

All internal standard responses were within control limits.

5. Field Duplicate Analysis

Field duplicate analysis is used to assess the overall precision of the field sampling procedures and analytical method. A control limit of 30% for water matrices is applied to the RPD between the parent sample and the field duplicate. In the instance when the parent and/or duplicate sample concentrations are less than or equal to 5 times the RL, a control limit of two times the RL is applied for water matrices.

A field duplicate sample was not collected for samples from this SDG.

DATA REVIEW

6. Compound Identification

Compounds are identified on the GC/MS by using the analytes relative retention time and ion spectra.

No compounds were detected in the samples within this SDG.

7. System Performance and Overall Assessment

Overall system performance was acceptable. Other than for those deviations specifically mentioned in this review, the overall data quality is within the guidelines specified in the method.

DATA REVIEW

DATA VALIDATION CHECKLIST FOR VOCs

VOCs: 8260D/8260D-SIM	Reported		Performance Acceptable		Not Required
	No	Yes	No	Yes	
GAS CHROMATOGRAPHY/MASS SPECTROMETRY (GC/MS)					
Tier II Validation					
Holding times/Preservation		X		X	
Tier III Validation					
System performance and column resolution		X		X	
Initial calibration %RSDs		X		X	
Continuing calibration RRFs		X		X	
Continuing calibration %Ds		X		X	
Instrument tune and performance check		X		X	
Ion abundance criteria for each instrument used		X		X	
Field Duplicate RPD	X				X
Internal standard		X		X	
Compound identification and quantitation					
A. Reconstructed ion chromatograms		X		X	
B. Quantitation Reports		X		X	
C. RT of sample compounds within the established RT windows		X		X	
D. Transcription/calculation errors present		X		X	
E. Reporting limits adjusted to reflect sample dilutions		X		X	

Notes:

%RSD Relative standard deviation


%R Percent recovery

RPD Relative percent difference

%D Percent difference

DATA REVIEW

VALIDATION PERFORMED BY: Febin J S

SIGNATURE: 

DATE: June 16, 2025

PEER REVIEW: Andrew Korycinski

DATE: June 22, 2025


**NO CORRECTIONS/QUALIFERS ADDED
TO SAMPLE ANALYSIS DATA SHEETS**



Chain of Custody Record

3/13







TestAmerica Laboratory location: Farmington Hills --- 38855 Hills Tech Drive, Suite 600, Farmington Hills 48331

Client Contact		Regulatory program: <input type="checkbox"/> DW <input type="checkbox"/> NPDES <input type="checkbox"/> RCRA <input type="checkbox"/> Other		TestAmerica Laboratories, Inc.																																
Company Name: Arcadis		Client Project Manager: Megan Meckley		Site Contact: Samantha Szpaichler																																
Address: 28550 Cabot Drive, Suite 500		Telephone: 248-994-2240		Telephone: 330-497-9396																																
City/State/Zip: Novi, MI, 48377		Email: megan.meckley@arcadis.com		Analysis Turnaround Time																																
Phone: 248-994-2240		Sampler Name: KARLY WOGANSTEIN		Analyses																																
Project Name: Ford LTP		Method of Shipment/Carrier:		For lab use only																																
Project Number: 30251157.401.04		Shipping/Tracking No:		Walk-in client																																
PO # US3460023914		TAT if different from below		Lab sampling																																
		10 day <input checked="" type="checkbox"/>		Job/SDG No:																																
		<input type="checkbox"/> 3 weeks		Sample Specific Notes / Special Instructions:																																
		<input type="checkbox"/> 2 weeks																																		
		<input type="checkbox"/> 1 week																																		
		<input type="checkbox"/> 2 days																																		
		<input type="checkbox"/> 1 day																																		
Sample Identification	Sample Date	Sample Time	Matrix						Containers & Preservatives						Filtered Sample (V/N)	Composite-C / Grab-G	1,1-DCE 8260D	cis-1,2-DCE 8260D	Trans-1,2-DCE 8260D	PCE 8260D	TCE 8260D	Vinyl Chloride 8260D	1,4-Dioxane 8260D SIM													
			Air	Aqueous	Sediment	Solid	Other:	H2SO4	HNO3	HCl	NaOH	ZnAc/NaOH	Unpres	Other:																						
TRIP BLANK_116	---	---	1												NG	X	X	X	X	X	X															1 Trip Blank
MW-905-050825	05/08/25	11:55	6												NG	X	X	X	X	X	X														3 VOAs for 8260D 3 VOAs for 8260D SIM	
 <p>240-224181 COC</p>																																				

Possible Hazard Identification: Non-Hazard Flammable Irritant Poison B Unknown

Sample Disposal (A fee may be assessed if samples are retained longer than 1 month): Return to Client Disposal By Lab Archive For _____ Months

Special Instructions/QC Requirements & Comments: 34380 Capitol St.
Submit all results through Cadena at jtomalia@cadenaco.com, Cadena #E203728
Level IV Reporting requested.

Relinquished by: 	Company: Arcadis	Date/Time: 05/08/25 15:00	Received by: 	Company: Arcadis	Date/Time: 05/08/25 15:00
Relinquished by: 	Company: ARCADIS	Date/Time: 5/9/25 1606	Received by: 	Company: EETA	Date/Time: 5/9/25
Relinquished by: 	Company: EETA	Date/Time: 5/10/25 1606	Received in Laboratory by: 	Company: EC	Date/Time: 5/10/25 0800

©2008 TestAmerica Laboratories, Inc. All rights reserved.
TestAmerica & Design are trademarks of TestAmerica Laboratories, Inc.

1
2
3
4
5
6
7
8
9
10
11
12
13
14

Definitions/Glossary

Client: Arcadis US Inc.
Project/Site: Ford LTP

Job ID: 240-224181-1

Qualifiers

GC/MS VOA

Qualifier	Qualifier Description
E	Result exceeded calibration range.
U	Indicates the analyte was analyzed for but not detected.

Glossary

Abbreviation	These commonly used abbreviations may or may not be present in this report.
☼	Listed under the "D" column to designate that the result is reported on a dry weight basis
%R	Percent Recovery
CFL	Contains Free Liquid
CFU	Colony Forming Unit
CNF	Contains No Free Liquid
DER	Duplicate Error Ratio (normalized absolute difference)
Dil Fac	Dilution Factor
DL	Detection Limit (DoD/DOE)
DL, RA, RE, IN	Indicates a Dilution, Re-analysis, Re-extraction, or additional Initial metals/anion analysis of the sample
DLC	Decision Level Concentration (Radiochemistry)
EDL	Estimated Detection Limit (Dioxin)
LOD	Limit of Detection (DoD/DOE)
LOQ	Limit of Quantitation (DoD/DOE)
MCL	EPA recommended "Maximum Contaminant Level"
MDA	Minimum Detectable Activity (Radiochemistry)
MDC	Minimum Detectable Concentration (Radiochemistry)
MDL	Method Detection Limit
ML	Minimum Level (Dioxin)
MPN	Most Probable Number
MQL	Method Quantitation Limit
NC	Not Calculated
ND	Not Detected at the reporting limit (or MDL or EDL if shown)
NEG	Negative / Absent
POS	Positive / Present
PQL	Practical Quantitation Limit
PRES	Presumptive
QC	Quality Control
RER	Relative Error Ratio (Radiochemistry)
RL	Reporting Limit or Requested Limit (Radiochemistry)
RPD	Relative Percent Difference, a measure of the relative difference between two points
TEF	Toxicity Equivalent Factor (Dioxin)
TEQ	Toxicity Equivalent Quotient (Dioxin)
TNTC	Too Numerous To Count

Client Sample Results

Client: Arcadis US Inc.
Project/Site: Ford LTP

Job ID: 240-224181-1

Client Sample ID: TRIP BLANK_116

Lab Sample ID: 240-224181-1

Date Collected: 05/08/25 00:00

Matrix: Water

Date Received: 05/10/25 08:00

Method: SW846 8260D - Volatile Organic Compounds by GC/MS

Analyte	Result	Qualifier	RL	MDL	Unit	D	Prepared	Analyzed	Dil Fac
1,1-Dichloroethene	1.0	U	1.0	0.49	ug/L			05/16/25 11:48	1
cis-1,2-Dichloroethene	1.0	U	1.0	0.46	ug/L			05/16/25 11:48	1
Tetrachloroethene	1.0	U	1.0	0.44	ug/L			05/16/25 11:48	1
trans-1,2-Dichloroethene	1.0	U	1.0	0.51	ug/L			05/16/25 11:48	1
Trichloroethene	1.0	U	1.0	0.44	ug/L			05/16/25 11:48	1
Vinyl chloride	1.0	U	1.0	0.45	ug/L			05/16/25 11:48	1

Surrogate	%Recovery	Qualifier	Limits	Prepared	Analyzed	Dil Fac
1,2-Dichloroethane-d4 (Surr)	86		62 - 137		05/16/25 11:48	1
4-Bromofluorobenzene (Surr)	85		56 - 136		05/16/25 11:48	1
Toluene-d8 (Surr)	103		78 - 122		05/16/25 11:48	1
Dibromofluoromethane (Surr)	91		73 - 120		05/16/25 11:48	1

Client Sample Results

Client: Arcadis US Inc.
Project/Site: Ford LTP

Job ID: 240-224181-1

Client Sample ID: MW-90S_050825

Lab Sample ID: 240-224181-2

Date Collected: 05/08/25 11:55

Matrix: Water

Date Received: 05/10/25 08:00

Method: SW846 8260D SIM - Volatile Organic Compounds (GC/MS)

Analyte	Result	Qualifier	RL	MDL	Unit	D	Prepared	Analyzed	Dil Fac
1,4-Dioxane	2.0	U	2.0	0.86	ug/L			05/14/25 21:19	1
Surrogate	%Recovery	Qualifier	Limits				Prepared	Analyzed	Dil Fac
1,2-Dichloroethane-d4 (Surr)	76		68 - 127					05/14/25 21:19	1

Method: SW846 8260D - Volatile Organic Compounds by GC/MS

Analyte	Result	Qualifier	RL	MDL	Unit	D	Prepared	Analyzed	Dil Fac
1,1-Dichloroethene	1.0	U	1.0	0.49	ug/L			05/16/25 15:44	1
cis-1,2-Dichloroethene	1.0	U	1.0	0.46	ug/L			05/16/25 15:44	1
Tetrachloroethene	1.0	U	1.0	0.44	ug/L			05/16/25 15:44	1
trans-1,2-Dichloroethene	1.0	U	1.0	0.51	ug/L			05/16/25 15:44	1
Trichloroethene	1.0	U	1.0	0.44	ug/L			05/16/25 15:44	1
Vinyl chloride	1.0	U	1.0	0.45	ug/L			05/16/25 15:44	1
Surrogate	%Recovery	Qualifier	Limits				Prepared	Analyzed	Dil Fac
1,2-Dichloroethane-d4 (Surr)	88		62 - 137					05/16/25 15:44	1
4-Bromofluorobenzene (Surr)	84		56 - 136					05/16/25 15:44	1
Toluene-d8 (Surr)	103		78 - 122					05/16/25 15:44	1
Dibromofluoromethane (Surr)	92		73 - 120					05/16/25 15:44	1