

# ANALYTICAL REPORT

## PREPARED FOR

Attn: Ms. Megan Meckley  
Arcadis US Inc.  
28550 Cabot Drive  
Suite 500  
Novi, Michigan 48377

Generated 5/19/2025 7:27:00 AM

## JOB DESCRIPTION

Ford LTP

## JOB NUMBER

240-224127-1

# Eurofins Cleveland

## Job Notes

This report may not be reproduced except in full, and with written approval from the laboratory. The results relate only to the samples tested. For questions please contact the Project Manager at the e-mail address or telephone number listed on this page.

The test results in this report relate only to the samples as received by the laboratory and will meet all requirements of the methodology, with any exceptions noted. This report shall not be reproduced except in full, without the express written approval of the laboratory. All questions should be directed to the Eurofins Environment Testing North Central, LLC Project Manager.

## Authorization



Generated  
5/19/2025 7:27:00 AM

Authorized for release by  
Michael DelMonico, Project Manager I  
[Michael.DelMonico@et.eurofinsus.com](mailto:Michael.DelMonico@et.eurofinsus.com)  
(330)966-9783



# Table of Contents

Cover Page . . . . .	1
Table of Contents . . . . .	3
Definitions/Glossary . . . . .	4
Case Narrative . . . . .	5
Method Summary . . . . .	6
Sample Summary . . . . .	7
Detection Summary . . . . .	8
Client Sample Results . . . . .	9
Surrogate Summary . . . . .	11
QC Sample Results . . . . .	12
QC Association Summary . . . . .	17
Lab Chronicle . . . . .	18
Certification Summary . . . . .	19
Chain of Custody . . . . .	20

## Definitions/Glossary

Client: Arcadis US Inc.  
Project/Site: Ford LTP

Job ID: 240-224127-1

### Qualifiers

#### GC/MS VOA

Qualifier	Qualifier Description
U	Indicates the analyte was analyzed for but not detected.

### Glossary

Abbreviation	These commonly used abbreviations may or may not be present in this report.
☼	Listed under the "D" column to designate that the result is reported on a dry weight basis
%R	Percent Recovery
CFL	Contains Free Liquid
CFU	Colony Forming Unit
CNF	Contains No Free Liquid
DER	Duplicate Error Ratio (normalized absolute difference)
Dil Fac	Dilution Factor
DL	Detection Limit (DoD/DOE)
DL, RA, RE, IN	Indicates a Dilution, Re-analysis, Re-extraction, or additional Initial metals/anion analysis of the sample
DLC	Decision Level Concentration (Radiochemistry)
EDL	Estimated Detection Limit (Dioxin)
LOD	Limit of Detection (DoD/DOE)
LOQ	Limit of Quantitation (DoD/DOE)
MCL	EPA recommended "Maximum Contaminant Level"
MDA	Minimum Detectable Activity (Radiochemistry)
MDC	Minimum Detectable Concentration (Radiochemistry)
MDL	Method Detection Limit
ML	Minimum Level (Dioxin)
MPN	Most Probable Number
MQL	Method Quantitation Limit
NC	Not Calculated
ND	Not Detected at the reporting limit (or MDL or EDL if shown)
NEG	Negative / Absent
POS	Positive / Present
PQL	Practical Quantitation Limit
PRES	Presumptive
QC	Quality Control
RER	Relative Error Ratio (Radiochemistry)
RL	Reporting Limit or Requested Limit (Radiochemistry)
RPD	Relative Percent Difference, a measure of the relative difference between two points
TEF	Toxicity Equivalent Factor (Dioxin)
TEQ	Toxicity Equivalent Quotient (Dioxin)
TNTC	Too Numerous To Count

## Case Narrative

Client: Arcadis US Inc.  
Project: Ford LTP

Job ID: 240-224127-1

**Job ID: 240-224127-1**

**Eurofins Cleveland**

### **Job Narrative 240-224127-1**

Analytical test results meet all requirements of the associated regulatory program listed on the Accreditation/Certification Summary Page unless otherwise noted under the individual analysis. Data qualifiers and/or narrative comments are included to explain any exceptions, if applicable.

- Matrix QC may not be reported if insufficient sample is provided or site-specific QC samples were not submitted. In these situations, to demonstrate precision and accuracy at a batch level, a LCS/LCSD may be performed, unless otherwise specified in the method.
- Surrogate and/or isotope dilution analyte recoveries (if applicable) which are outside of the QC window are confirmed unless attributed to a dilution or otherwise noted in the narrative.

Regulated compliance samples (e.g. SDWA, NPDES) must comply with the associated agency requirements/permits.

#### **Receipt**

The samples were received on 5/9/2025 8:00 AM. Unless otherwise noted below, the samples arrived in good condition, and, where required, properly preserved and on ice. The temperatures of the 3 coolers at receipt time were 1.5°C, 2.0°C and 2.1°C.

#### **GC/MS VOA**

No additional analytical or quality issues were noted, other than those described above or in the Definitions/ Glossary page.

Eurofins Cleveland

## Method Summary

Client: Arcadis US Inc.  
Project/Site: Ford LTP

Job ID: 240-224127-1

Method	Method Description	Protocol	Laboratory
8260D	Volatile Organic Compounds by GC/MS	SW846	EET CLE
8260D SIM	Volatile Organic Compounds (GC/MS)	SW846	EET CLE
5030C	Purge and Trap	SW846	EET CLE

### Protocol References:

SW846 = "Test Methods For Evaluating Solid Waste, Physical/Chemical Methods", Third Edition, November 1986 And Its Updates.

### Laboratory References:

EET CLE = Eurofins Cleveland, 180 S. Van Buren Avenue, Barberton, OH 44203, TEL (330)497-9396

## Sample Summary

Client: Arcadis US Inc.  
Project/Site: Ford LTP

Job ID: 240-224127-1

Lab Sample ID	Client Sample ID	Matrix	Collected	Received
240-224127-1	TRIP BLANK_67	Water	05/06/25 00:00	05/09/25 08:00
240-224127-2	MW-193S_050625	Water	05/06/25 09:55	05/09/25 08:00

1

2

3

4

5

6

7

8

9

10

11

12

13

14

## Detection Summary

Client: Arcadis US Inc.  
Project/Site: Ford LTP

Job ID: 240-224127-1

**Client Sample ID: TRIP BLANK\_67**

**Lab Sample ID: 240-224127-1**

No Detections.

**Client Sample ID: MW-193S\_050625**

**Lab Sample ID: 240-224127-2**

No Detections.

This Detection Summary does not include radiochemical test results.

Eurofins Cleveland



# Client Sample Results

Client: Arcadis US Inc.  
Project/Site: Ford LTP

Job ID: 240-224127-1

Client Sample ID: TRIP BLANK\_67

Lab Sample ID: 240-224127-1

Date Collected: 05/06/25 00:00

Matrix: Water

Date Received: 05/09/25 08:00

## Method: SW846 8260D - Volatile Organic Compounds by GC/MS

Analyte	Result	Qualifier	RL	MDL	Unit	D	Prepared	Analyzed	Dil Fac
1,1-Dichloroethene	1.0	U	1.0	0.49	ug/L			05/15/25 20:58	1
cis-1,2-Dichloroethene	1.0	U	1.0	0.46	ug/L			05/15/25 20:58	1
Tetrachloroethene	1.0	U	1.0	0.44	ug/L			05/15/25 20:58	1
trans-1,2-Dichloroethene	1.0	U	1.0	0.51	ug/L			05/15/25 20:58	1
Trichloroethene	1.0	U	1.0	0.44	ug/L			05/15/25 20:58	1
Vinyl chloride	1.0	U	1.0	0.45	ug/L			05/15/25 20:58	1

Surrogate	%Recovery	Qualifier	Limits	Prepared	Analyzed	Dil Fac
1,2-Dichloroethane-d4 (Surr)	112		62 - 137		05/15/25 20:58	1
4-Bromofluorobenzene (Surr)	89		56 - 136		05/15/25 20:58	1
Toluene-d8 (Surr)	101		78 - 122		05/15/25 20:58	1
Dibromofluoromethane (Surr)	108		73 - 120		05/15/25 20:58	1

# Client Sample Results

Client: Arcadis US Inc.  
Project/Site: Ford LTP

Job ID: 240-224127-1

Client Sample ID: MW-193S\_050625

Lab Sample ID: 240-224127-2

Date Collected: 05/06/25 09:55

Matrix: Water

Date Received: 05/09/25 08:00

## Method: SW846 8260D SIM - Volatile Organic Compounds (GC/MS)

Analyte	Result	Qualifier	RL	MDL	Unit	D	Prepared	Analyzed	Dil Fac
1,4-Dioxane	2.0	U	2.0	0.86	ug/L			05/14/25 04:20	1
Surrogate	%Recovery	Qualifier	Limits				Prepared	Analyzed	Dil Fac
1,2-Dichloroethane-d4 (Surr)	84		68 - 127					05/14/25 04:20	1

## Method: SW846 8260D - Volatile Organic Compounds by GC/MS

Analyte	Result	Qualifier	RL	MDL	Unit	D	Prepared	Analyzed	Dil Fac
1,1-Dichloroethene	1.0	U	1.0	0.49	ug/L			05/16/25 07:32	1
cis-1,2-Dichloroethene	1.0	U	1.0	0.46	ug/L			05/16/25 07:32	1
Tetrachloroethene	1.0	U	1.0	0.44	ug/L			05/16/25 07:32	1
trans-1,2-Dichloroethene	1.0	U	1.0	0.51	ug/L			05/16/25 07:32	1
Trichloroethene	1.0	U	1.0	0.44	ug/L			05/16/25 07:32	1
Vinyl chloride	1.0	U	1.0	0.45	ug/L			05/16/25 07:32	1
Surrogate	%Recovery	Qualifier	Limits				Prepared	Analyzed	Dil Fac
1,2-Dichloroethane-d4 (Surr)	110		62 - 137					05/16/25 07:32	1
4-Bromofluorobenzene (Surr)	90		56 - 136					05/16/25 07:32	1
Toluene-d8 (Surr)	101		78 - 122					05/16/25 07:32	1
Dibromofluoromethane (Surr)	110		73 - 120					05/16/25 07:32	1

# Surrogate Summary

Client: Arcadis US Inc.  
Project/Site: Ford LTP

Job ID: 240-224127-1

## Method: 8260D - Volatile Organic Compounds by GC/MS

Matrix: Water

Prep Type: Total/NA

		Percent Surrogate Recovery (Acceptance Limits)			
Lab Sample ID	Client Sample ID	DCA	BFB	TOL	DBFM
		(62-137)	(56-136)	(78-122)	(73-120)
240-224127-1	TRIP BLANK_67	112	89	101	108
240-224127-2	MW-193S_050625	110	90	101	110
240-224130-C-2 MS	Matrix Spike	97	101	103	99
240-224130-C-2 MSD	Matrix Spike Duplicate	94	97	97	93
240-224135-A-2 MS	Matrix Spike	99	105	104	100
240-224135-A-2 MSD	Matrix Spike Duplicate	96	101	100	95
LCS 240-656137/5	Lab Control Sample	101	107	104	102
LCS 240-656137/6	Lab Control Sample	97	92	92	98
LCS 240-656215/2	Lab Control Sample	97	103	102	99
LCSD 240-656215/3	Lab Control Sample Dup	100	104	104	102
MB 240-656137/10	Method Blank	107	92	99	102
MB 240-656215/6	Method Blank	106	90	99	103
<b>Surrogate Legend</b>					
DCA = 1,2-Dichloroethane-d4 (Surr)					
BFB = 4-Bromofluorobenzene (Surr)					
TOL = Toluene-d8 (Surr)					
DBFM = Dibromofluoromethane (Surr)					

## Method: 8260D SIM - Volatile Organic Compounds (GC/MS)

Matrix: Water

Prep Type: Total/NA

		Percent Surrogate Recovery (Acceptance Limits)			
Lab Sample ID	Client Sample ID	DCA			
		(68-127)			
240-224127-2	MW-193S_050625	84			
240-224130-E-2 MS	Matrix Spike	79			
240-224130-E-2 MSD	Matrix Spike Duplicate	83			
LCS 240-655848/2	Lab Control Sample	80			
MB 240-655848/4	Method Blank	80			
<b>Surrogate Legend</b>					
DCA = 1,2-Dichloroethane-d4 (Surr)					

# QC Sample Results

Client: Arcadis US Inc.  
Project/Site: Ford LTP

Job ID: 240-224127-1

## Method: 8260D - Volatile Organic Compounds by GC/MS

Lab Sample ID: MB 240-656137/10

Matrix: Water

Analysis Batch: 656137

Client Sample ID: Method Blank

Prep Type: Total/NA

Analyte	MB Result	MB Qualifier	RL	MDL	Unit	D	Prepared	Analyzed	Dil Fac
1,1-Dichloroethene	1.0	U	1.0	0.49	ug/L			05/15/25 13:08	1
cis-1,2-Dichloroethene	1.0	U	1.0	0.46	ug/L			05/15/25 13:08	1
Tetrachloroethene	1.0	U	1.0	0.44	ug/L			05/15/25 13:08	1
trans-1,2-Dichloroethene	1.0	U	1.0	0.51	ug/L			05/15/25 13:08	1
Trichloroethene	1.0	U	1.0	0.44	ug/L			05/15/25 13:08	1
Vinyl chloride	1.0	U	1.0	0.45	ug/L			05/15/25 13:08	1

Surrogate	MB %Recovery	MB Qualifier	Limits	Prepared	Analyzed	Dil Fac
1,2-Dichloroethane-d4 (Surr)	107		62 - 137		05/15/25 13:08	1
4-Bromofluorobenzene (Surr)	92		56 - 136		05/15/25 13:08	1
Toluene-d8 (Surr)	99		78 - 122		05/15/25 13:08	1
Dibromofluoromethane (Surr)	102		73 - 120		05/15/25 13:08	1

Lab Sample ID: LCS 240-656137/5

Matrix: Water

Analysis Batch: 656137

Client Sample ID: Lab Control Sample

Prep Type: Total/NA

Analyte	Spike Added	LCS Result	LCS Qualifier	Unit	D	%Rec	%Rec Limits
1,1-Dichloroethene	20.0	19.3		ug/L		96	63 - 134
cis-1,2-Dichloroethene	20.0	19.6		ug/L		98	77 - 123
Tetrachloroethene	20.0	18.7		ug/L		94	76 - 123
trans-1,2-Dichloroethene	20.0	19.7		ug/L		99	75 - 124
Trichloroethene	20.0	18.4		ug/L		92	70 - 122
Vinyl chloride	20.0	15.7		ug/L		78	60 - 144

Surrogate	LCS %Recovery	LCS Qualifier	Limits
1,2-Dichloroethane-d4 (Surr)	101		62 - 137
4-Bromofluorobenzene (Surr)	107		56 - 136
Toluene-d8 (Surr)	104		78 - 122
Dibromofluoromethane (Surr)	102		73 - 120

Lab Sample ID: LCS 240-656137/6

Matrix: Water

Analysis Batch: 656137

Client Sample ID: Lab Control Sample

Prep Type: Total/NA

Surrogate	LCS %Recovery	LCS Qualifier	Limits
1,2-Dichloroethane-d4 (Surr)	97		62 - 137
4-Bromofluorobenzene (Surr)	92		56 - 136
Toluene-d8 (Surr)	92		78 - 122
Dibromofluoromethane (Surr)	98		73 - 120

Lab Sample ID: 240-224130-C-2 MS

Matrix: Water

Analysis Batch: 656137

Client Sample ID: Matrix Spike

Prep Type: Total/NA

Analyte	Sample Result	Sample Qualifier	Spike Added	MS Result	MS Qualifier	Unit	D	%Rec	%Rec Limits
1,1-Dichloroethene	1.0	U	20.0	17.9		ug/L		89	56 - 135
cis-1,2-Dichloroethene	1.0	U	20.0	18.6		ug/L		93	66 - 128

Eurofins Cleveland

# QC Sample Results

Client: Arcadis US Inc.  
Project/Site: Ford LTP

Job ID: 240-224127-1

## Method: 8260D - Volatile Organic Compounds by GC/MS (Continued)

Lab Sample ID: 240-224130-C-2 MS

Matrix: Water

Analysis Batch: 656137

Client Sample ID: Matrix Spike

Prep Type: Total/NA

Analyte	Sample Result	Sample Qualifier	Spike Added	MS Result	MS Qualifier	Unit	D	%Rec	%Rec Limits
Tetrachloroethene	1.0	U	20.0	18.0		ug/L		90	62 - 131
trans-1,2-Dichloroethene	1.0	U	20.0	18.6		ug/L		93	56 - 136
Trichloroethene	1.0	U	20.0	16.6		ug/L		83	61 - 124
Vinyl chloride	1.0	U	20.0	15.1		ug/L		76	43 - 157

Surrogate	MS %Recovery	MS Qualifier	Limits
1,2-Dichloroethane-d4 (Surr)	97		62 - 137
4-Bromofluorobenzene (Surr)	101		56 - 136
Toluene-d8 (Surr)	103		78 - 122
Dibromofluoromethane (Surr)	99		73 - 120

Lab Sample ID: 240-224130-C-2 MSD

Matrix: Water

Analysis Batch: 656137

Client Sample ID: Matrix Spike Duplicate

Prep Type: Total/NA

Analyte	Sample Result	Sample Qualifier	Spike Added	MSD Result	MSD Qualifier	Unit	D	%Rec	%Rec Limits	RPD	RPD Limit
1,1-Dichloroethene	1.0	U	20.0	16.6		ug/L		83	56 - 135	7	26
cis-1,2-Dichloroethene	1.0	U	20.0	18.3		ug/L		92	66 - 128	1	14
Tetrachloroethene	1.0	U	20.0	16.9		ug/L		84	62 - 131	6	20
trans-1,2-Dichloroethene	1.0	U	20.0	17.8		ug/L		89	56 - 136	4	15
Trichloroethene	1.0	U	20.0	16.5		ug/L		82	61 - 124	1	15
Vinyl chloride	1.0	U	20.0	13.9		ug/L		69	43 - 157	8	24

Surrogate	MSD %Recovery	MSD Qualifier	Limits
1,2-Dichloroethane-d4 (Surr)	94		62 - 137
4-Bromofluorobenzene (Surr)	97		56 - 136
Toluene-d8 (Surr)	97		78 - 122
Dibromofluoromethane (Surr)	93		73 - 120

Lab Sample ID: MB 240-656215/6

Matrix: Water

Analysis Batch: 656215

Client Sample ID: Method Blank

Prep Type: Total/NA

Analyte	MB Result	MB Qualifier	RL	MDL	Unit	D	Prepared	Analyzed	Dil Fac
1,1-Dichloroethene	1.0	U	1.0	0.49	ug/L			05/16/25 00:29	1
cis-1,2-Dichloroethene	1.0	U	1.0	0.46	ug/L			05/16/25 00:29	1
Tetrachloroethene	1.0	U	1.0	0.44	ug/L			05/16/25 00:29	1
trans-1,2-Dichloroethene	1.0	U	1.0	0.51	ug/L			05/16/25 00:29	1
Trichloroethene	1.0	U	1.0	0.44	ug/L			05/16/25 00:29	1
Vinyl chloride	1.0	U	1.0	0.45	ug/L			05/16/25 00:29	1

Surrogate	MB %Recovery	MB Qualifier	Limits	Prepared	Analyzed	Dil Fac
1,2-Dichloroethane-d4 (Surr)	106		62 - 137		05/16/25 00:29	1
4-Bromofluorobenzene (Surr)	90		56 - 136		05/16/25 00:29	1
Toluene-d8 (Surr)	99		78 - 122		05/16/25 00:29	1
Dibromofluoromethane (Surr)	103		73 - 120		05/16/25 00:29	1

Eurofins Cleveland

# QC Sample Results

Client: Arcadis US Inc.  
Project/Site: Ford LTP

Job ID: 240-224127-1

## Method: 8260D - Volatile Organic Compounds by GC/MS (Continued)

Lab Sample ID: LCS 240-656215/2

Matrix: Water

Analysis Batch: 656215

Client Sample ID: Lab Control Sample

Prep Type: Total/NA

Analyte	Spike Added	LCS Result	LCS Qualifier	Unit	D	%Rec	%Rec Limits
1,1-Dichloroethene	20.0	17.5		ug/L		87	63 - 134
cis-1,2-Dichloroethene	20.0	18.5		ug/L		93	77 - 123
Tetrachloroethene	20.0	17.0		ug/L		85	76 - 123
trans-1,2-Dichloroethene	20.0	18.2		ug/L		91	75 - 124
Trichloroethene	20.0	17.9		ug/L		90	70 - 122
Vinyl chloride	20.0	15.0		ug/L		75	60 - 144

Surrogate	LCS %Recovery	LCS Qualifier	Limits
1,2-Dichloroethane-d4 (Surr)	97		62 - 137
4-Bromofluorobenzene (Surr)	103		56 - 136
Toluene-d8 (Surr)	102		78 - 122
Dibromofluoromethane (Surr)	99		73 - 120

Lab Sample ID: LCSD 240-656215/3

Matrix: Water

Analysis Batch: 656215

Client Sample ID: Lab Control Sample Dup

Prep Type: Total/NA

Analyte	Spike Added	LCSD Result	LCSD Qualifier	Unit	D	%Rec	%Rec Limits	RPD	RPD Limit
1,1-Dichloroethene	20.0	18.9		ug/L		94	63 - 134	8	35
cis-1,2-Dichloroethene	20.0	19.1		ug/L		95	77 - 123	3	35
Tetrachloroethene	20.0	17.3		ug/L		87	76 - 123	2	35
trans-1,2-Dichloroethene	20.0	18.9		ug/L		95	75 - 124	4	35
Trichloroethene	20.0	17.7		ug/L		88	70 - 122	2	35
Vinyl chloride	20.0	15.7		ug/L		79	60 - 144	5	35

Surrogate	LCSD %Recovery	LCSD Qualifier	Limits
1,2-Dichloroethane-d4 (Surr)	100		62 - 137
4-Bromofluorobenzene (Surr)	104		56 - 136
Toluene-d8 (Surr)	104		78 - 122
Dibromofluoromethane (Surr)	102		73 - 120

Lab Sample ID: 240-224135-A-2 MS

Matrix: Water

Analysis Batch: 656215

Client Sample ID: Matrix Spike

Prep Type: Total/NA

Analyte	Sample Result	Sample Qualifier	Spike Added	MS Result	MS Qualifier	Unit	D	%Rec	%Rec Limits
1,1-Dichloroethene	1.0	U	20.0	19.8		ug/L		99	56 - 135
cis-1,2-Dichloroethene	1.0	U	20.0	19.1		ug/L		95	66 - 128
Tetrachloroethene	1.0	U	20.0	19.3		ug/L		96	62 - 131
trans-1,2-Dichloroethene	1.0	U	20.0	19.4		ug/L		97	56 - 136
Trichloroethene	1.0	U	20.0	17.3		ug/L		87	61 - 124
Vinyl chloride	1.0	U	20.0	15.8		ug/L		79	43 - 157

Surrogate	MS %Recovery	MS Qualifier	Limits
1,2-Dichloroethane-d4 (Surr)	99		62 - 137
4-Bromofluorobenzene (Surr)	105		56 - 136
Toluene-d8 (Surr)	104		78 - 122

Eurofins Cleveland

# QC Sample Results

Client: Arcadis US Inc.  
Project/Site: Ford LTP

Job ID: 240-224127-1

## Method: 8260D - Volatile Organic Compounds by GC/MS (Continued)

Lab Sample ID: 240-224135-A-2 MS

Matrix: Water

Analysis Batch: 656215

Client Sample ID: Matrix Spike

Prep Type: Total/NA

	MS	MS	
Surrogate	%Recovery	Qualifier	Limits
Dibromofluoromethane (Surr)	100		73 - 120

Lab Sample ID: 240-224135-A-2 MSD

Matrix: Water

Analysis Batch: 656215

Client Sample ID: Matrix Spike Duplicate

Prep Type: Total/NA

Analyte	Sample Result	Sample Qualifier	Spike Added	MSD Result	MSD Qualifier	Unit	D	%Rec	%Rec Limits	RPD	RPD Limit
1,1-Dichloroethene	1.0	U	20.0	18.8		ug/L		94	56 - 135	5	26
cis-1,2-Dichloroethene	1.0	U	20.0	18.4		ug/L		92	66 - 128	4	14
Tetrachloroethene	1.0	U	20.0	19.1		ug/L		95	62 - 131	1	20
trans-1,2-Dichloroethene	1.0	U	20.0	18.7		ug/L		94	56 - 136	4	15
Trichloroethene	1.0	U	20.0	17.6		ug/L		88	61 - 124	2	15
Vinyl chloride	1.0	U	20.0	16.0		ug/L		80	43 - 157	1	24

	MSD	MSD	
Surrogate	%Recovery	Qualifier	Limits
1,2-Dichloroethane-d4 (Surr)	96		62 - 137
4-Bromofluorobenzene (Surr)	101		56 - 136
Toluene-d8 (Surr)	100		78 - 122
Dibromofluoromethane (Surr)	95		73 - 120

## Method: 8260D SIM - Volatile Organic Compounds (GC/MS)

Lab Sample ID: MB 240-655848/4

Matrix: Water

Analysis Batch: 655848

Client Sample ID: Method Blank

Prep Type: Total/NA

Analyte	MB Result	MB Qualifier	RL	MDL	Unit	D	Prepared	Analyzed	Dil Fac
1,4-Dioxane	2.0	U	2.0	0.86	ug/L			05/14/25 00:01	1

	MB	MB							
Surrogate	%Recovery	Qualifier	Limits	Prepared	Analyzed	Dil Fac			
1,2-Dichloroethane-d4 (Surr)	80		68 - 127		05/14/25 00:01	1			

Lab Sample ID: LCS 240-655848/2

Matrix: Water

Analysis Batch: 655848

Client Sample ID: Lab Control Sample

Prep Type: Total/NA

Analyte	Spike Added	LCS Result	LCS Qualifier	Unit	D	%Rec	%Rec Limits
1,4-Dioxane	10.0	8.87		ug/L		89	75 - 121

	LCS	LCS	
Surrogate	%Recovery	Qualifier	Limits
1,2-Dichloroethane-d4 (Surr)	80		68 - 127

Lab Sample ID: 240-224130-E-2 MS

Matrix: Water

Analysis Batch: 655848

Client Sample ID: Matrix Spike

Prep Type: Total/NA

Analyte	Sample Result	Sample Qualifier	Spike Added	MS Result	MS Qualifier	Unit	D	%Rec	%Rec Limits
1,4-Dioxane	2.0	U	10.0	9.76		ug/L		98	20 - 180

Eurofins Cleveland

# QC Sample Results

Client: Arcadis US Inc.  
Project/Site: Ford LTP

Job ID: 240-224127-1

## Method: 8260D SIM - Volatile Organic Compounds (GC/MS) (Continued)

		MS	MS									
Surrogate	%Recovery	Qualifier	Limits									
1,2-Dichloroethane-d4 (Surr)	79		68 - 127									
Lab Sample ID: 240-224130-E-2 MSD				Client Sample ID: Matrix Spike Duplicate								
Matrix: Water				Prep Type: Total/NA								
Analysis Batch: 655848												
Analyte	Sample Result	Sample Qualifier	Spike Added	MSD Result	MSD Qualifier	Unit	D	%Rec	%Rec Limits	RPD	RPD Limit	
1,4-Dioxane	2.0	U	10.0	9.74		ug/L		97	20 - 180	0	20	
		MSD	MSD									
Surrogate	%Recovery	Qualifier	Limits									
1,2-Dichloroethane-d4 (Surr)	83		68 - 127									



## QC Association Summary

Client: Arcadis US Inc.  
Project/Site: Ford LTP

Job ID: 240-224127-1

### GC/MS VOA

#### Analysis Batch: 655848

Lab Sample ID	Client Sample ID	Prep Type	Matrix	Method	Prep Batch
240-224127-2	MW-193S_050625	Total/NA	Water	8260D SIM	
MB 240-655848/4	Method Blank	Total/NA	Water	8260D SIM	
LCS 240-655848/2	Lab Control Sample	Total/NA	Water	8260D SIM	
240-224130-E-2 MS	Matrix Spike	Total/NA	Water	8260D SIM	
240-224130-E-2 MSD	Matrix Spike Duplicate	Total/NA	Water	8260D SIM	

#### Analysis Batch: 656137

Lab Sample ID	Client Sample ID	Prep Type	Matrix	Method	Prep Batch
240-224127-1	TRIP BLANK_67	Total/NA	Water	8260D	
MB 240-656137/10	Method Blank	Total/NA	Water	8260D	
LCS 240-656137/5	Lab Control Sample	Total/NA	Water	8260D	
LCS 240-656137/6	Lab Control Sample	Total/NA	Water	8260D	
240-224130-C-2 MS	Matrix Spike	Total/NA	Water	8260D	
240-224130-C-2 MSD	Matrix Spike Duplicate	Total/NA	Water	8260D	

#### Analysis Batch: 656215

Lab Sample ID	Client Sample ID	Prep Type	Matrix	Method	Prep Batch
240-224127-2	MW-193S_050625	Total/NA	Water	8260D	
MB 240-656215/6	Method Blank	Total/NA	Water	8260D	
LCS 240-656215/2	Lab Control Sample	Total/NA	Water	8260D	
LCSD 240-656215/3	Lab Control Sample Dup	Total/NA	Water	8260D	
240-224135-A-2 MS	Matrix Spike	Total/NA	Water	8260D	
240-224135-A-2 MSD	Matrix Spike Duplicate	Total/NA	Water	8260D	

Lab Chronicle

Client: Arcadis US Inc.  
Project/Site: Ford LTP

Job ID: 240-224127-1

Client Sample ID: TRIP BLANK\_67  
Date Collected: 05/06/25 00:00  
Date Received: 05/09/25 08:00

Lab Sample ID: 240-224127-1  
Matrix: Water

Prep Type	Batch Type	Batch Method	Run	Dilution Factor	Batch Number	Analyst	Lab	Prepared or Analyzed
Total/NA	Analysis	8260D		1	656137	AJS	EET CLE	05/15/25 20:58

Client Sample ID: MW-193S\_050625  
Date Collected: 05/06/25 09:55  
Date Received: 05/09/25 08:00

Lab Sample ID: 240-224127-2  
Matrix: Water

Prep Type	Batch Type	Batch Method	Run	Dilution Factor	Batch Number	Analyst	Lab	Prepared or Analyzed
Total/NA	Analysis	8260D		1	656215	AJS	EET CLE	05/16/25 07:32
Total/NA	Analysis	8260D SIM		1	655848	R5XG	EET CLE	05/14/25 04:20

Laboratory References:

EET CLE = Eurofins Cleveland, 180 S. Van Buren Avenue, Barberton, OH 44203, TEL (330)497-9396

## Accreditation/Certification Summary

Client: Arcadis US Inc.  
Project/Site: Ford LTP

Job ID: 240-224127-1

### Laboratory: Eurofins Cleveland


All accreditations/certifications held by this laboratory are listed. Not all accreditations/certifications are applicable to this report.

Authority	Program	Identification Number	Expiration Date
Connecticut	State	PH-0806	12-31-26
Georgia	State	4062	02-27-26
Illinois	NELAP	200004	08-31-25
Iowa	State	421	06-01-25
Kansas	NELAP	E-10336	01-31-26
Kentucky (UST)	State	112225	02-28-26
Kentucky (WW)	State	KY98016	12-31-25
Minnesota	NELAP	039-999-348	12-31-25
New Hampshire	NELAP	225024	09-30-25
New Jersey	NELAP	OH001	07-03-25
New York	NELAP	10975	04-01-26
North Dakota	State	R-244	02-27-26
Ohio	State	8303	11-04-25
Ohio VAP	State	ORELAP 4062	02-28-26
Oregon	NELAP	4062	02-27-26
Pennsylvania	NELAP	68-00340	08-31-25
Texas	NELAP	T104704517-22-19	08-31-25
US Fish & Wildlife	US Federal Programs	A26406	02-28-26
USDA	US Federal Programs	P330-18-00281	01-05-27
Virginia	NELAP	460175	09-14-25
West Virginia DEP	State	210	12-31-25
Wisconsin	State	399167560	08-31-25

## Chain of Custody Record

1/32

TestAmerica Laboratory location: Farmington Hills --- 38855 Hills Tech Drive, Suite 600, Farmington Hills 48331

<b>Client Contact</b>			<b>Regulatory program:</b> <input type="checkbox"/> DW <input type="checkbox"/> NPDES <input type="checkbox"/> RCRA <input type="checkbox"/> Other															<b>TestAmerica Laboratories, Inc.</b>								
Company Name: Arcadis			Client Project Manager: Megan Meckley					Site Contact: Samantha Szaichler					Lab Contact: Mike DelMonico					COC No:								
Address: 28550 Cabot Drive, Suite 500			Telephone: 248-994-2240					Telephone: 248-994-2240					Telephone: 330-497-9396					1 of 1 COCs								
City/State/Zip: Novi, MI, 48377			Email: megan.meckley@arcadis.com					<b>Analysis Turnaround Time</b>					<b>Analyses</b>					For lab use only								
Phone: 248-994-2240			Sampler Name: Noah Downie					TAT if different from below: 10 day <input type="checkbox"/> 3 weeks <input type="checkbox"/> 2 weeks <input type="checkbox"/> 1 week <input type="checkbox"/> 2 days <input type="checkbox"/> 1 day <input type="checkbox"/>										Walk-in client								
Project Name: Ford LTP			Method of Shipment/Carrier:															Lab sampling								
Project Number: 30251157.401.04			Shipping/Tracking No:															Job/SDG No:								
PO # US3460023914																										
<b>Sample Identification</b>			<b>Sample Date</b>		<b>Sample Time</b>		<b>Matrix</b>					<b>Containers &amp; Preservatives</b>					<b>Filtered Sample (Y/N)</b>					<b>Sample Specific Notes / Special Instructions:</b>				
							Air Aqueous Sediment Solid Other:					H2SO4 HNO3 HCl NaOH ZnAc/NaOH Unpres Other:					Filtered Sample (Y/N) Composite-C/Grab-C									
TRIP BLANK_C67			----		----		1					1					NG					1 Trip Blank				
MIW-1935-650625			05/06/25		09:55		6					6					NG					3 VOAs for 8260D 3 VOAs for 8260D SIM				
<div style="text-align: center;">   240-224127 COC </div>																										
<b>Possible Hazard Identification</b>			<input checked="" type="checkbox"/> Non-Hazard <input type="checkbox"/> Flammable <input type="checkbox"/> Skin Irritant <input type="checkbox"/> Poison B <input type="checkbox"/> Unknown			<b>Sample Disposal (A fee may be assessed if samples are retained longer than 1 month)</b>																				
						<input type="checkbox"/> Return to Client <input checked="" type="checkbox"/> Disposal By Lab <input type="checkbox"/> Archive For <input type="checkbox"/> Months																				
<b>Special Instructions/QC Requirements &amp; Comments:</b> Beacon SEC 34940 Beacon Submit all results through Cadena at jtomalia@cadenaco.com, Cadena #E203728 Level IV Reporting requested.																										
Relinquished by: Noah Downie			Company: Arcadis			Date/Time: 05/06/25 1710			Received by: Nov cold storage			Company: Arcadis			Date/Time: 05/06/25 1710											
Relinquished by: [Signature]			Company: ARCADIS			Date/Time: 5/8/25 1627			Received by: [Signature]			Company: [Signature]			Date/Time: 5/8/25 1627											
Relinquished by: [Signature]			Company: [Signature]			Date/Time: 5/8/25 1700			Received in Laboratory by: Martin			Company: EUE			Date/Time: 5/9/25 800											

Eurofins - Cleveland Sample Receipt Form/Narrative Login # \_\_\_\_\_  
 Barberton Facility

Client Arcadis Site Name \_\_\_\_\_ Cooler unpacked by W. Martin  
 Cooler Received on 5/19/25 Opened on 5/19/25

FedEx-1<sup>st</sup> Grd Exp UPS FAS Waypoint Client Drop Off Eurofins Courier Other \_\_\_\_\_  
 Receipt After-hours Drop-off Date/Time \_\_\_\_\_ Storage Location \_\_\_\_\_

Eurofins Cooler # EC Foam Box Client Cooler Box Other \_\_\_\_\_  
 Packing material used. Bubble Wrap Foam Plastic Bag None Other \_\_\_\_\_  
 COOLANT. Wet Ice Blue Ice Dry Ice Water None

1 Cooler temperature upon receipt ☒ See Multiple Cooler Form  
 IR GUN # 18 (CF -0 1 °C) Observed Cooler Temp. \_\_\_\_\_ °C Corrected Cooler Temp \_\_\_\_\_ °C

2. Were tamper/custody seals on the outside of the cooler(s)? If Yes Quantity 1  
 -Were the seals on the outside of the cooler(s) signed & dated? Yes No NA  
 -Were tamper/custody seals on the bottle(s) or bottle kits (LLHg/MeHg)? Yes No NA  
 -Were tamper/custody seals intact and uncompromised? Yes No NA  
 3 Shippers' packing slip attached to the cooler(s)? Yes No NA  
 4 Did custody papers accompany the sample(s)? Yes No NA  
 5 Were the custody papers relinquished & signed in the appropriate place? Yes No NA  
 6 Was/were the person(s) who collected the samples clearly identified on the COC? Yes No NA  
 7 Did all bottles arrive in good condition (Unbroken)? Yes No NA  
 8. Could all bottle labels (ID/Date/Time) be reconciled with the COC? Yes No NA  
 9 For each sample, does the COC specify preservatives (Y/N), # of containers (Y/N), and sample type of grab/comp (Y/N)? Yes No NA  
 10 Were correct bottle(s) used for the test(s) indicated? Yes No NA  
 11 Sufficient quantity received to perform indicated analyses? Yes No NA  
 12. Are these work share samples and all listed on the COC? Yes No NA

Tests that are not checked for pH by Receiving:  
 VOAs  
 Oil and Grease  
 TOC

If yes, Questions 13-17 have been checked at the originating laboratory  
 13 Were all preserved sample(s) at the correct pH upon receipt? Yes No NA pH Strip Lot# HC457151  
 14 Were VOAs on the COC? Yes No NA  
 15 Were air bubbles >6 mm in any VOA vials? Yes No NA  
 16 Was a VOA trip blank present in the cooler(s)? Trip Blank Lot # NA  
 17 Was a LL Hg or Me Hg trip blank present? Yes No NA

Contacted PM \_\_\_\_\_ Date \_\_\_\_\_ by \_\_\_\_\_ via Verbal Voice Mail Other \_\_\_\_\_  
 Concerning \_\_\_\_\_

18. CHAIN OF CUSTODY & SAMPLE DISCREPANCIES ☐ additional next page  
 Labeled by: \_\_\_\_\_  
 Labels Verified by: \_\_\_\_\_

19. SAMPLE CONDITION  
 Sample(s) \_\_\_\_\_ were received after the recommended holding time had expired  
 Sample(s) \_\_\_\_\_ were received in a broken container  
 Sample(s) \_\_\_\_\_ were received with bubble >6 mm in diameter (Notify PM)

20. SAMPLE PRESERVATION  
 Sample(s) \_\_\_\_\_ were further preserved in the laboratory  
 Time preserved \_\_\_\_\_ Preservative(s) added/Lot number(s). \_\_\_\_\_  
 VOA Sample Preservation - Date/Time VOAs Frozen \_\_\_\_\_

Login # \_\_\_\_\_

5/19/2025

[illegible]

Temperature readings					
Client Sample ID	Lab ID	Container Type	Container pH	Preservation Temp	Preservation Lot Number
TRIP BLANK_67	240-224127-A-1	Voa Vial 40ml - Hydrochloric Acid			
MW-193S_050625	240-224127-A-2	Voa Vial 40ml - Hydrochloric Acid			
MW-193S_050625	240-224127-B-2	Voa Vial 40ml - Hydrochloric Acid			
MW-193S_050625	240-224127-C-2	Voa Vial 40ml - Hydrochloric Acid			
MW-193S_050625	240-224127-D-2	Voa Vial 40ml - Hydrochloric Acid			
MW-193S_050625	240-224127-E-2	Voa Vial 40ml - Hydrochloric Acid			
MW-193S_050625	240-224127-F-2	Voa Vial 40ml - Hydrochloric Acid			



# DATA VERIFICATION REPORT



May 19, 2025

Megan Meckley  
Arcadis  
28550 Cabot Drive  
Suite 500  
Novi, MI US 48377

CADENA project ID: E203728

Project: Ford Livonia Transmission Plant - ON-SITE Soil Gas, Ground Water and Soil

Project number: 30251157.401.04 (vapor 301.04)

Event Specific Scope of Work References: Sample COC

Laboratory: Eurofins Environment Testing LLC - Cleveland

Laboratory submittal: 224127-1

Sample date: 2025-05-06

Report received by CADENA: 2025-05-19

Initial Data Verification completed by CADENA: 2025-05-19

Number of Samples:2

Sample Matrices:Water

Test Categories:GCMS VOC

**Please see attached criteria report or sample result/qualified analytical result summary for qualifier flags assigned to sample data.**

There were no significant QC anomalies or exceptions to report.

Sample/MS/MSD Surrogate Recovery, Blank/LCS Surrogate Recovery, LCS/LCD Recovery, LCS/LCD RPD, Blank Contamination and Hold Time Exception were reviewed as part of our verification.

Data verification for the report specified above was completed using the Ford Motor Company Environmental Laboratory Technical Specification, the CADENA Standard Operating Procedure for the Verification of Environmental Analytical Data and the associated analytical methods as references for evaluating the batch QC, sample data and report content. The EPA National Functional Guidelines for validating organic and inorganic data were used as guidance when addressing out of control QC results and the associated data qualifiers.

The definitions of the qualifiers used for this data package are defined in the analytical report. CADENA valid qualifiers are defined in the table below. To view and download a PDF copy of the laboratory analytical report access the CADENA CLMS at <http://clms.cadenaco.com/index.cfm>.

Please contact me if you have any questions.

Sincerely,

Jim Tomalia

Project Scientist



## CADENA Valid Qualifiers

Valid Qualifiers	Description
<	Less than the reported concentration.
>	Greater than the reported concentration.
B	The analyte / compound was detected in the associated blank. For Organic methods the sample concentration was greater than the RDL and less than 5x (or 10x for common lab contaminants) the blank concentration and is considered non-detect at the reported concentration. For Inorganic methods the sample concentration was greater than the RDL and less than 10x the blank concentration and is considered non-detect at the reported concentration.
E	The analyte / Compound reported exceeds the calibration range and is considered estimated.
EMPC	Estimated Minimum Potential Contamination - Dioxin/Furan analyses only.
J	Indicates an estimated value. This flag is used either when estimating a concentration for a tentatively identified compound or when the data indicates the presence of an analyte / compound but the result is less than the sample Quantitation limit, but greater than zero. The flag is also used in data validation to indicate a reported value should be considered estimated due to associated quality assurance deficiencies.
J-	The result is an estimated quantity, but the result may be biased low.
JB	NON-DETECT AT THE CONCENTRATION REPORTED AND ESTIMATED
JH	The sample result is considered estimated and is potentially biased high.
JL	The sample result is considered estimated and is potentially biased low.
JUB	NON-DETECT AT THE REPORTING LIMIT AND ESTIMATED
NJ	Tentatively identified compound with approximated concentration.
R	Indicates the value is considered to be unusable. (Note: The analyte / compound may or may not be present.)
TNTC	Too Numerous to Count - Asbestos and Microbiological Results.
U	Indicates that the analyte / compound was analyzed for, but not detected.
UB	The analyte / compound was detected in the associated blank. For Organic methods the sample concentration was less than the RDL and less than 5x (or 10x for common lab contaminants) the blank concentration and is considered non-detect at the RDL. For Inorganic methods the sample concentration was less than the RDL and less than 10x the blank concentration and is considered non-detect at the RDL.
UJ	The analyte / compound was not detected above the reported sample Quantitation limit. However, the Quantitation limit is considered to be approximate due to associated quality assurance results and may or may not represent the actual limit of Quantitation to accurately and precisely report the analyte in the sample.

# Analytical Results Summary

**CADENA Project ID:** E203728

**Laboratory:** Eurofins Environment Testing LLC - Cleveland

**Laboratory Submittal:** 224127-1

**Sample Name:** TRIP BLANK\_67

MW-193S\_050625

**Lab Sample ID:** 2402241271

2402241272

**Sample Date:** 5/6/2025

5/6/2025

Analyte	Cas No.	Result	Report			Valid	Qualifier	Report			Valid	Qualifier
			Limit	Units	Qualifier			Result	Limit	Units		
GC/MS VOC												
OSW-8260D												
1,1-Dichloroethene	75-35-4	ND	1.0	ug/l	---		ND	1.0	ug/l	---		
cis-1,2-Dichloroethene	156-59-2	ND	1.0	ug/l	---		ND	1.0	ug/l	---		
Tetrachloroethene	127-18-4	ND	1.0	ug/l	---		ND	1.0	ug/l	---		
trans-1,2-Dichloroethene	156-60-5	ND	1.0	ug/l	---		ND	1.0	ug/l	---		
Trichloroethene	79-01-6	ND	1.0	ug/l	---		ND	1.0	ug/l	---		
Vinyl chloride	75-01-4	ND	1.0	ug/l	---		ND	1.0	ug/l	---		
OSW-8260DSIM												
1,4-Dioxane	123-91-1						ND	2.0	ug/l	---		

# Ford Motor Company – Livonia Transmission Project

## Data Review

### Livonia, Michigan

Volatile Organic Compounds (VOC) Analysis

SDG # 240-224127-1

CADENA Verification Report: 2025-05-19

Analyses Performed By:

Eurofins Cleveland

Barberton, Ohio

Report # 59606R

Review Level: Tier III

Project: 30251157.401.02

## DATA REVIEW

### SUMMARY

This data quality assessment summarizes the review of Sample Delivery Group (SDG) # 240-224127-1 for samples collected in association with the Ford – Livonia, Michigan site. The review was conducted as a Tier III validation in addition to a verification/Tier II validation review performed by CADENA Inc. and included review of level IV laboratory data package completeness. Only elements of a Tier III validation effort (Tier III) include a detailed review of laboratory raw data to check for errors in calculation, calibration review, internal standard review and compound identification) and omitted deviations from the CADENA verification/Tier II report are documented in this report. Only analytical data associated with constituents of concern were reviewed for this validation. Field documentation was not included in this review. Included with this assessment are the validation annotated sample result sheets, and chain of custody. Analyses were performed on the following samples:

Sample ID	Lab ID	Matrix	Sample Collection Date	Parent Sample	Analysis	
					VOC	VOC SIM
TRIP BLANK_67	240-224127-1	Water	05/06/2025		X	
MW-193S_050625	240-224127-2	Water	05/06/2025		X	X

## DATA REVIEW

### ANALYTICAL DATA PACKAGE DOCUMENTATION

The table below is the evaluation of the data package completeness.

Items Reviewed	Reported		Performance Acceptable		Not Required
	No	Yes	No	Yes	
1. Sample receipt condition		X		X	
2. Requested analyses and sample results		X		X	
3. Master tracking list		X		X	
4. Methods of analysis		X		X	
5. Reporting limits		X		X	
6. Sample collection date		X		X	
7. Laboratory sample received date		X		X	
8. Sample preservation verification (as applicable)		X		X	
9. Sample preparation/extraction/analysis dates		X		X	
10. Fully executed Chain-of-Custody (COC) form		X		X	
11. Narrative summary of Quality Assurance or sample problems provided		X		X	
12. Data Package Completeness and Compliance		X		X	

## DATA REVIEW

### ORGANIC ANALYSIS INTRODUCTION

Analyses were performed according to United States Environmental Protection Agency (USEPA) SW-846 Method 8260D and 8260D SIM. Data were reviewed in accordance with USEPA National Functional Guidelines for Organic Superfund Methods Data Review, EPA 540-R-20-005, November 2020 (with reference to the historical USEPA Contract Laboratory Program National Functional Guidelines for Organic Data Review, OSWER 9240.1-05A-P, October 1999), as appropriate.

The data review process is an evaluation of data on a technical basis rather than a determination of contract compliance. As such, the standards against which the data are being weighed may differ from those specified in the analytical method. It is assumed that the data package represents the best efforts of the laboratory and had already been subjected to adequate and sufficient quality review prior to submission.

During the review process, laboratory qualified and unqualified data are verified against the supporting documentation. Based on this evaluation, qualifier codes may be added, deleted, or modified by the data reviewer. Results are qualified with the following codes in accordance with USEPA National Functional Guidelines:

- Concentration (C) Qualifiers
  - U    The analyte was analyzed for but was not detected above the level of the reported sample quantitation limit.
  - B    The compound has been found in the sample as well as its associated blank, its presence in the sample may be suspect.
- Quantitation (Q) Qualifiers
  - E    The compound was quantitated above the calibration range.
  - D    Concentration is based on a diluted sample analysis.
- Validation Qualifiers
  - J    The result is an estimated quantity. The associated numerical value is the approximate concentration of the analyte in the sample.
  - UJ   The analyte was analyzed for but was not detected. The reported quantitation limit is approximate and may be inaccurate or imprecise.
  - UB   Analyte considered non-detect at the listed value due to associated blank contamination.
  - R    The sample results are rejected.

Two facts should be noted by all data users. First, the "R" flag means that the associated value is unusable. In other words, due to significant quality control (QC) problems, the analysis is invalid and provides no information as to whether the compound is present or not. "R" values should not appear on data tables because they cannot be relied upon, even as a last resort. The second fact to keep in mind is that no compound concentration, even if it has passed all QC tests, is guaranteed to be accurate. Strict QC serves to increase confidence in data but any value potentially contains error.

## DATA REVIEW

### VOLATILE ORGANIC COMPOUND (VOC) ANALYSES

#### 1. Holding Times

The specified holding times for the following methods are presented in the following table.

Method	Matrix	Holding Time	Preservation
SW-846 8260D/8260D-SIM	Water	14 days from collection to analysis	Cool to < 6 °C; pH < 2 with HCl

All samples were analyzed within the specified holding time criteria.

#### 2. Mass Spectrometer Tuning

Mass spectrometer performance was acceptable, and all analyses were performed within a 12-hour tune clock.

System performance and column resolution were acceptable.

#### 3. Calibration

Satisfactory instrument calibration is established to ensure that the instrument is capable of producing acceptable quantitative data. An initial calibration demonstrates that the instrument is capable of acceptable performance at the beginning of an experimental sequence. The continuing calibration verifies that the instrument daily performance is satisfactory.

##### 3.1 Initial Calibration

The method specifies percent relative standard deviation (%RSD) and relative response factor (RRF) limits for select compounds only. A technical review of the data applies limits to all compounds with no exceptions.

All target compounds associated with the initial calibration standards must exhibit a %RSD less than the control limit (20%) or a correlation coefficient greater than 0.99 and an RRF value greater than control limit (0.05).

All compounds associated with the initial calibrations were within the specified control limits.

##### 3.2 Continuing Calibration

All target compounds associated with the continuing calibration standard must exhibit a percent difference (%D) less than the control limit (20%) and RRF value greater than control limit (0.05).

All compounds associated with the continuing calibrations were within the specified control limits.

#### 4. Internal Standard Performance

Internal standard performance criteria ensure that the GC/MS sensitivity and response are stable during every sample analysis. The criteria require the internal standard compounds associated with the VOC exhibit area counts that are not greater than two times (+100%) or less than one-half (-50%) of the area counts of the associated continuing calibration standard.

All internal standard responses were within control limits.

#### 5. Field Duplicate Analysis

Field duplicate analysis is used to assess the overall precision of the field sampling procedures and analytical method. A control limit of 30% for water matrices is applied to the RPD between the parent sample and the field duplicate. In the instance when the parent and/or duplicate sample concentrations are less than or equal to 5 times the RL, a control limit of two times the RL is applied for water matrices.

A field duplicate sample was not collected for samples from this SDG.

## **DATA REVIEW**

### **6. Compound Identification**

Compounds are identified on the GC/MS by using the analytes relative retention time and ion spectra.

No compounds were detected in the samples within this SDG.

### **7. System Performance and Overall Assessment**

Overall system performance was acceptable. Other than for those deviations specifically mentioned in this review, the overall data quality is within the guidelines specified in the method.



## DATA REVIEW

### DATA VALIDATION CHECKLIST FOR VOCs

VOCs: 8260D/8260D-SIM	Reported		Performance Acceptable		Not Required
	No	Yes	No	Yes	
GAS CHROMATOGRAPHY/MASS SPECTROMETRY (GC/MS)					
Tier II Validation					
Holding times/Preservation		X		X	
Tier III Validation					
System performance and column resolution		X		X	
Initial calibration %RSDs		X		X	
Continuing calibration RRFs		X		X	
Continuing calibration %Ds		X		X	
Instrument tune and performance check		X		X	
Ion abundance criteria for each instrument used		X		X	
Field Duplicate RPD	X				X
Internal standard		X		X	
Compound identification and quantitation					
A. Reconstructed ion chromatograms		X		X	
B. Quantitation Reports		X		X	
C. RT of sample compounds within the established RT windows		X		X	
D. Transcription/calculation errors present		X		X	
E. Reporting limits adjusted to reflect sample dilutions		X		X	

Notes:

%RSD Relative standard deviation


%R Percent recovery

RPD Relative percent difference

%D Percent difference

## DATA REVIEW

VALIDATION PERFORMED BY: Febin J S

SIGNATURE: 

DATE: June 13, 2025

PEER REVIEW: Andrew Korycinski

DATE: June 16, 2025

**NO CORRECTIONS/QUALIFERS ADDED  
TO SAMPLE ANALYSIS DATA SHEETS**



**TestAmerica Laboratory location:** Farmington Hills --- 38855 Hills Tech Drive, Suite 600, Farmington Hills 48331

[illegible]

## Definitions/Glossary

Client: Arcadis US Inc.  
Project/Site: Ford LTP

Job ID: 240-224127-1

### Qualifiers

#### GC/MS VOA

Qualifier	Qualifier Description
U	Indicates the analyte was analyzed for but not detected.

### Glossary

Abbreviation	These commonly used abbreviations may or may not be present in this report.
☼	Listed under the "D" column to designate that the result is reported on a dry weight basis
%R	Percent Recovery
CFL	Contains Free Liquid
CFU	Colony Forming Unit
CNF	Contains No Free Liquid
DER	Duplicate Error Ratio (normalized absolute difference)
Dil Fac	Dilution Factor
DL	Detection Limit (DoD/DOE)
DL, RA, RE, IN	Indicates a Dilution, Re-analysis, Re-extraction, or additional Initial metals/anion analysis of the sample
DLC	Decision Level Concentration (Radiochemistry)
EDL	Estimated Detection Limit (Dioxin)
LOD	Limit of Detection (DoD/DOE)
LOQ	Limit of Quantitation (DoD/DOE)
MCL	EPA recommended "Maximum Contaminant Level"
MDA	Minimum Detectable Activity (Radiochemistry)
MDC	Minimum Detectable Concentration (Radiochemistry)
MDL	Method Detection Limit
ML	Minimum Level (Dioxin)
MPN	Most Probable Number
MQL	Method Quantitation Limit
NC	Not Calculated
ND	Not Detected at the reporting limit (or MDL or EDL if shown)
NEG	Negative / Absent
POS	Positive / Present
PQL	Practical Quantitation Limit
PRES	Presumptive
QC	Quality Control
RER	Relative Error Ratio (Radiochemistry)
RL	Reporting Limit or Requested Limit (Radiochemistry)
RPD	Relative Percent Difference, a measure of the relative difference between two points
TEF	Toxicity Equivalent Factor (Dioxin)
TEQ	Toxicity Equivalent Quotient (Dioxin)
TNTC	Too Numerous To Count

# Client Sample Results

Client: Arcadis US Inc.  
Project/Site: Ford LTP

Job ID: 240-224127-1

Client Sample ID: TRIP BLANK\_67

Lab Sample ID: 240-224127-1

Date Collected: 05/06/25 00:00

Matrix: Water

Date Received: 05/09/25 08:00

## Method: SW846 8260D - Volatile Organic Compounds by GC/MS

Analyte	Result	Qualifier	RL	MDL	Unit	D	Prepared	Analyzed	Dil Fac
1,1-Dichloroethene	1.0	U	1.0	0.49	ug/L			05/15/25 20:58	1
cis-1,2-Dichloroethene	1.0	U	1.0	0.46	ug/L			05/15/25 20:58	1
Tetrachloroethene	1.0	U	1.0	0.44	ug/L			05/15/25 20:58	1
trans-1,2-Dichloroethene	1.0	U	1.0	0.51	ug/L			05/15/25 20:58	1
Trichloroethene	1.0	U	1.0	0.44	ug/L			05/15/25 20:58	1
Vinyl chloride	1.0	U	1.0	0.45	ug/L			05/15/25 20:58	1

Surrogate	%Recovery	Qualifier	Limits	Prepared	Analyzed	Dil Fac
1,2-Dichloroethane-d4 (Surr)	112		62 - 137		05/15/25 20:58	1
4-Bromofluorobenzene (Surr)	89		56 - 136		05/15/25 20:58	1
Toluene-d8 (Surr)	101		78 - 122		05/15/25 20:58	1
Dibromofluoromethane (Surr)	108		73 - 120		05/15/25 20:58	1

# Client Sample Results

Client: Arcadis US Inc.  
Project/Site: Ford LTP

Job ID: 240-224127-1

Client Sample ID: MW-193S\_050625

Lab Sample ID: 240-224127-2

Date Collected: 05/06/25 09:55

Matrix: Water

Date Received: 05/09/25 08:00

## Method: SW846 8260D SIM - Volatile Organic Compounds (GC/MS)

Analyte	Result	Qualifier	RL	MDL	Unit	D	Prepared	Analyzed	Dil Fac
1,4-Dioxane	2.0	U	2.0	0.86	ug/L			05/14/25 04:20	1
Surrogate	%Recovery	Qualifier	Limits				Prepared	Analyzed	Dil Fac
1,2-Dichloroethane-d4 (Surr)	84		68 - 127					05/14/25 04:20	1

## Method: SW846 8260D - Volatile Organic Compounds by GC/MS

Analyte	Result	Qualifier	RL	MDL	Unit	D	Prepared	Analyzed	Dil Fac
1,1-Dichloroethene	1.0	U	1.0	0.49	ug/L			05/16/25 07:32	1
cis-1,2-Dichloroethene	1.0	U	1.0	0.46	ug/L			05/16/25 07:32	1
Tetrachloroethene	1.0	U	1.0	0.44	ug/L			05/16/25 07:32	1
trans-1,2-Dichloroethene	1.0	U	1.0	0.51	ug/L			05/16/25 07:32	1
Trichloroethene	1.0	U	1.0	0.44	ug/L			05/16/25 07:32	1
Vinyl chloride	1.0	U	1.0	0.45	ug/L			05/16/25 07:32	1
Surrogate	%Recovery	Qualifier	Limits				Prepared	Analyzed	Dil Fac
1,2-Dichloroethane-d4 (Surr)	110		62 - 137					05/16/25 07:32	1
4-Bromofluorobenzene (Surr)	90		56 - 136					05/16/25 07:32	1
Toluene-d8 (Surr)	101		78 - 122					05/16/25 07:32	1
Dibromofluoromethane (Surr)	110		73 - 120					05/16/25 07:32	1

# ANALYTICAL REPORT

## PREPARED FOR

Attn: Ms. Megan Meckley  
Arcadis US Inc.  
28550 Cabot Drive  
Suite 500  
Novi, Michigan 48377

Generated 5/12/2025 7:31:39 AM

## JOB DESCRIPTION

Ford LTP

## JOB NUMBER

240-223790-1



# Eurofins Cleveland

## Job Notes

This report may not be reproduced except in full, and with written approval from the laboratory. The results relate only to the samples tested. For questions please contact the Project Manager at the e-mail address or telephone number listed on this page.

The test results in this report relate only to the samples as received by the laboratory and will meet all requirements of the methodology, with any exceptions noted. This report shall not be reproduced except in full, without the express written approval of the laboratory. All questions should be directed to the Eurofins Environment Testing North Central, LLC Project Manager.

## Authorization



Generated  
5/12/2025 7:31:39 AM

Authorized for release by  
Michael DelMonico, Project Manager I  
[Michael.DelMonico@et.eurofinsus.com](mailto:Michael.DelMonico@et.eurofinsus.com)  
(330)966-9783



# Table of Contents

Cover Page . . . . .	1
Table of Contents . . . . .	3
Definitions/Glossary . . . . .	4
Case Narrative . . . . .	5
Method Summary . . . . .	6
Sample Summary . . . . .	7
Detection Summary . . . . .	8
Client Sample Results . . . . .	9
Surrogate Summary . . . . .	11
QC Sample Results . . . . .	12
QC Association Summary . . . . .	16
Lab Chronicle . . . . .	17
Certification Summary . . . . .	18
Chain of Custody . . . . .	19

## Definitions/Glossary

Client: Arcadis US Inc.  
Project/Site: Ford LTP

Job ID: 240-223790-1

### Qualifiers

#### GC/MS VOA

Qualifier	Qualifier Description
*-	LCS and/or LCSD is outside acceptance limits, low biased.
U	Indicates the analyte was analyzed for but not detected.

### Glossary

Abbreviation	These commonly used abbreviations may or may not be present in this report.
☼	Listed under the "D" column to designate that the result is reported on a dry weight basis
%R	Percent Recovery
CFL	Contains Free Liquid
CFU	Colony Forming Unit
CNF	Contains No Free Liquid
DER	Duplicate Error Ratio (normalized absolute difference)
Dil Fac	Dilution Factor
DL	Detection Limit (DoD/DOE)
DL, RA, RE, IN	Indicates a Dilution, Re-analysis, Re-extraction, or additional Initial metals/anion analysis of the sample
DLC	Decision Level Concentration (Radiochemistry)
EDL	Estimated Detection Limit (Dioxin)
LOD	Limit of Detection (DoD/DOE)
LOQ	Limit of Quantitation (DoD/DOE)
MCL	EPA recommended "Maximum Contaminant Level"
MDA	Minimum Detectable Activity (Radiochemistry)
MDC	Minimum Detectable Concentration (Radiochemistry)
MDL	Method Detection Limit
ML	Minimum Level (Dioxin)
MPN	Most Probable Number
MQL	Method Quantitation Limit
NC	Not Calculated
ND	Not Detected at the reporting limit (or MDL or EDL if shown)
NEG	Negative / Absent
POS	Positive / Present
PQL	Practical Quantitation Limit
PRES	Presumptive
QC	Quality Control
RER	Relative Error Ratio (Radiochemistry)
RL	Reporting Limit or Requested Limit (Radiochemistry)
RPD	Relative Percent Difference, a measure of the relative difference between two points
TEF	Toxicity Equivalent Factor (Dioxin)
TEQ	Toxicity Equivalent Quotient (Dioxin)
TNTC	Too Numerous To Count

# Case Narrative

Client: Arcadis US Inc.  
Project: Ford LTP

Job ID: 240-223790-1

**Job ID: 240-223790-1**

**Eurofins Cleveland**

## Job Narrative 240-223790-1

Analytical test results meet all requirements of the associated regulatory program listed on the Accreditation/Certification Summary Page unless otherwise noted under the individual analysis. Data qualifiers and/or narrative comments are included to explain any exceptions, if applicable.

- Matrix QC may not be reported if insufficient sample is provided or site-specific QC samples were not submitted. In these situations, to demonstrate precision and accuracy at a batch level, a LCS/LCSD may be performed, unless otherwise specified in the method.
- Surrogate and/or isotope dilution analyte recoveries (if applicable) which are outside of the QC window are confirmed unless attributed to a dilution or otherwise noted in the narrative.

Regulated compliance samples (e.g. SDWA, NPDES) must comply with the associated agency requirements/permits.

### Receipt

The samples were received on 5/7/2025 8:00 AM. Unless otherwise noted below, the samples arrived in good condition, and, where required, properly preserved and on ice. The temperatures of the 2 coolers at receipt time were 2.7°C and 2.9°C.

### GC/MS VOA

Method 8260D: No Parent, MS, and MSD due to instrument stopping.

TRIP BLANK\_18 (240-223790-1)

Method 8260D: The continuing calibration verification (CCV) analyzed in batch 240-655302 was outside the method criteria for the following analyte(s): Tetrachloroethene and Vinyl chloride. A CCV standard at or below the reporting limit (RL) was analyzed with the affected samples and found to be acceptable. As indicated in the reference method, sample analysis may proceed; however, any detection for the affected analyte(s) is considered estimated.

Method 8260D: The laboratory control sample (LCS) analyzed in batch 240-655302 was below the recovery control criteria for the following analyte(s): Tetrachloroethene. This variance only affects results measured above the reporting limit. A CCV standard at or below the reporting limit (RL) was analyzed with the affected samples and found to be acceptable. This demonstrates the analyte reporting limit is valid, and it is acceptable to report ND results (non-detects). The samples associated with the LCS were non-detects for the affected analytes; therefore, the results were reported. The following samples are impacted: TRIP BLANK\_18 (240-223790-1) and (LCS 240-655302/4).

No additional analytical or quality issues were noted, other than those described above or in the Definitions/ Glossary page.

Eurofins Cleveland

## Method Summary

Client: Arcadis US Inc.  
Project/Site: Ford LTP

Job ID: 240-223790-1

Method	Method Description	Protocol	Laboratory
8260D	Volatile Organic Compounds by GC/MS	SW846	EET CLE
8260D SIM	Volatile Organic Compounds (GC/MS)	SW846	EET CLE
5030C	Purge and Trap	SW846	EET CLE

### Protocol References:

SW846 = "Test Methods For Evaluating Solid Waste, Physical/Chemical Methods", Third Edition, November 1986 And Its Updates.

### Laboratory References:

EET CLE = Eurofins Cleveland, 180 S. Van Buren Avenue, Barberton, OH 44203, TEL (330)497-9396

## Sample Summary

Client: Arcadis US Inc.  
Project/Site: Ford LTP

Job ID: 240-223790-1

Lab Sample ID	Client Sample ID	Matrix	Collected	Received
240-223790-1	TRIP BLANK_18	Water	05/02/25 00:00	05/07/25 08:00
240-223790-2	MW-89S_050225	Water	05/02/25 09:35	05/07/25 08:00

1

2

3

4

5

6

7

8

9

10

11

12

13

14

Detection Summary

Client: Arcadis US Inc.  
Project/Site: Ford LTP

Job ID: 240-223790-1

Client Sample ID: TRIP BLANK\_18

Lab Sample ID: 240-223790-1

No Detections.

Client Sample ID: MW-89S\_050225

Lab Sample ID: 240-223790-2

Analyte	Result	Qualifier	RL	MDL	Unit	Dil Fac	D	Method	Prep Type
cis-1,2-Dichloroethene	2.5		1.0	0.46	ug/L	1		8260D	Total/NA

# Client Sample Results

Client: Arcadis US Inc.  
Project/Site: Ford LTP

Job ID: 240-223790-1

Client Sample ID: TRIP BLANK\_18

Lab Sample ID: 240-223790-1

Date Collected: 05/02/25 00:00

Matrix: Water

Date Received: 05/07/25 08:00

## Method: SW846 8260D - Volatile Organic Compounds by GC/MS

Analyte	Result	Qualifier	RL	MDL	Unit	D	Prepared	Analyzed	Dil Fac
1,1-Dichloroethene	1.0	U	1.0	0.49	ug/L			05/09/25 03:36	1
cis-1,2-Dichloroethene	1.0	U	1.0	0.46	ug/L			05/09/25 03:36	1
Tetrachloroethene	1.0	U *-	1.0	0.44	ug/L			05/09/25 03:36	1
trans-1,2-Dichloroethene	1.0	U	1.0	0.51	ug/L			05/09/25 03:36	1
Trichloroethene	1.0	U	1.0	0.44	ug/L			05/09/25 03:36	1
Vinyl chloride	1.0	U	1.0	0.45	ug/L			05/09/25 03:36	1

Surrogate	%Recovery	Qualifier	Limits	Prepared	Analyzed	Dil Fac
1,2-Dichloroethane-d4 (Surr)	92		62 - 137		05/09/25 03:36	1
4-Bromofluorobenzene (Surr)	83		56 - 136		05/09/25 03:36	1
Toluene-d8 (Surr)	92		78 - 122		05/09/25 03:36	1
Dibromofluoromethane (Surr)	97		73 - 120		05/09/25 03:36	1



# Client Sample Results

Client: Arcadis US Inc.  
Project/Site: Ford LTP

Job ID: 240-223790-1

Client Sample ID: MW-89S\_050225

Lab Sample ID: 240-223790-2

Date Collected: 05/02/25 09:35

Matrix: Water

Date Received: 05/07/25 08:00

## Method: SW846 8260D SIM - Volatile Organic Compounds (GC/MS)

Analyte	Result	Qualifier	RL	MDL	Unit	D	Prepared	Analyzed	Dil Fac
1,4-Dioxane	2.0	U	2.0	0.86	ug/L			05/08/25 17:05	1
Surrogate	%Recovery	Qualifier	Limits				Prepared	Analyzed	Dil Fac
1,2-Dichloroethane-d4 (Surr)	111		68 - 127					05/08/25 17:05	1

## Method: SW846 8260D - Volatile Organic Compounds by GC/MS

Analyte	Result	Qualifier	RL	MDL	Unit	D	Prepared	Analyzed	Dil Fac
1,1-Dichloroethene	1.0	U	1.0	0.49	ug/L			05/08/25 19:06	1
cis-1,2-Dichloroethene	2.5		1.0	0.46	ug/L			05/08/25 19:06	1
Tetrachloroethene	1.0	U	1.0	0.44	ug/L			05/08/25 19:06	1
trans-1,2-Dichloroethene	1.0	U	1.0	0.51	ug/L			05/08/25 19:06	1
Trichloroethene	1.0	U	1.0	0.44	ug/L			05/08/25 19:06	1
Vinyl chloride	1.0	U	1.0	0.45	ug/L			05/08/25 19:06	1
Surrogate	%Recovery	Qualifier	Limits				Prepared	Analyzed	Dil Fac
1,2-Dichloroethane-d4 (Surr)	92		62 - 137					05/08/25 19:06	1
4-Bromofluorobenzene (Surr)	81		56 - 136					05/08/25 19:06	1
Toluene-d8 (Surr)	90		78 - 122					05/08/25 19:06	1
Dibromofluoromethane (Surr)	95		73 - 120					05/08/25 19:06	1

# Surrogate Summary

Client: Arcadis US Inc.  
Project/Site: Ford LTP

Job ID: 240-223790-1

## Method: 8260D - Volatile Organic Compounds by GC/MS

Matrix: Water

Prep Type: Total/NA

		Percent Surrogate Recovery (Acceptance Limits)			
Lab Sample ID	Client Sample ID	DCA	BFB	TOL	DBFM
		(62-137)	(56-136)	(78-122)	(73-120)
240-223790-1	TRIP BLANK_18	92	83	92	97
240-223790-2	MW-89S_050225	92	81	90	95
240-223800-D-3 MSD	Matrix Spike Duplicate	90	91	95	95
240-223800-E-3 MS	Matrix Spike	100	91	94	98
LCS 240-655247/5	Lab Control Sample	97	90	93	96
LCS 240-655302/4	Lab Control Sample	98	90	94	99
MB 240-655247/9	Method Blank	97	85	91	96
MB 240-655302/8	Method Blank	94	84	93	98
<b>Surrogate Legend</b>					
DCA = 1,2-Dichloroethane-d4 (Surr)					
BFB = 4-Bromofluorobenzene (Surr)					
TOL = Toluene-d8 (Surr)					
DBFM = Dibromofluoromethane (Surr)					

## Method: 8260D SIM - Volatile Organic Compounds (GC/MS)

Matrix: Water

Prep Type: Total/NA

		Percent Surrogate Recovery (Acceptance Limits)			
Lab Sample ID	Client Sample ID	DCA			
		(68-127)			
240-223703-A-5 MS	Matrix Spike	113			
240-223703-A-5 MSD	Matrix Spike Duplicate	116			
240-223790-2	MW-89S_050225	111			
LCS 240-655190/4	Lab Control Sample	107			
MB 240-655190/6	Method Blank	109			
<b>Surrogate Legend</b>					
DCA = 1,2-Dichloroethane-d4 (Surr)					

# QC Sample Results

Client: Arcadis US Inc.  
Project/Site: Ford LTP

Job ID: 240-223790-1

## Method: 8260D - Volatile Organic Compounds by GC/MS

Lab Sample ID: MB 240-655247/9

Matrix: Water

Analysis Batch: 655247

Client Sample ID: Method Blank

Prep Type: Total/NA

Analyte	MB Result	MB Qualifier	RL	MDL	Unit	D	Prepared	Analyzed	Dil Fac
1,1-Dichloroethene	1.0	U	1.0	0.49	ug/L			05/08/25 14:14	1
cis-1,2-Dichloroethene	1.0	U	1.0	0.46	ug/L			05/08/25 14:14	1
Tetrachloroethene	1.0	U	1.0	0.44	ug/L			05/08/25 14:14	1
trans-1,2-Dichloroethene	1.0	U	1.0	0.51	ug/L			05/08/25 14:14	1
Trichloroethene	1.0	U	1.0	0.44	ug/L			05/08/25 14:14	1
Vinyl chloride	1.0	U	1.0	0.45	ug/L			05/08/25 14:14	1

Surrogate	MB %Recovery	MB Qualifier	Limits	Prepared	Analyzed	Dil Fac
1,2-Dichloroethane-d4 (Surr)	97		62 - 137		05/08/25 14:14	1
4-Bromofluorobenzene (Surr)	85		56 - 136		05/08/25 14:14	1
Toluene-d8 (Surr)	91		78 - 122		05/08/25 14:14	1
Dibromofluoromethane (Surr)	96		73 - 120		05/08/25 14:14	1

Lab Sample ID: LCS 240-655247/5

Matrix: Water

Analysis Batch: 655247

Client Sample ID: Lab Control Sample

Prep Type: Total/NA

Analyte	Spike Added	LCS Result	LCS Qualifier	Unit	D	%Rec	%Rec Limits
1,1-Dichloroethene	12.5	10.8		ug/L		86	63 - 134
cis-1,2-Dichloroethene	12.5	11.1		ug/L		89	77 - 123
Tetrachloroethene	12.5	11.5		ug/L		92	76 - 123
trans-1,2-Dichloroethene	12.5	11.5		ug/L		92	75 - 124
Trichloroethene	12.5	11.4		ug/L		91	70 - 122
Vinyl chloride	12.5	9.98		ug/L		80	60 - 144

Surrogate	LCS %Recovery	LCS Qualifier	Limits
1,2-Dichloroethane-d4 (Surr)	97		62 - 137
4-Bromofluorobenzene (Surr)	90		56 - 136
Toluene-d8 (Surr)	93		78 - 122
Dibromofluoromethane (Surr)	96		73 - 120

Lab Sample ID: 240-223800-D-3 MSD

Matrix: Water

Analysis Batch: 655247

Client Sample ID: Matrix Spike Duplicate

Prep Type: Total/NA

Analyte	Sample Result	Sample Qualifier	Spike Added	MSD Result	MSD Qualifier	Unit	D	%Rec	%Rec Limits	RPD	RPD Limit
1,1-Dichloroethene	1.0	U	12.5	10.2		ug/L		82	56 - 135	0	26
cis-1,2-Dichloroethene	1.0	U	12.5	10.4		ug/L		83	66 - 128	3	14
Tetrachloroethene	1.0	U	12.5	10.1		ug/L		81	62 - 131	7	20
trans-1,2-Dichloroethene	1.0	U	12.5	10.3		ug/L		83	56 - 136	8	15
Trichloroethene	1.0	U	12.5	10.5		ug/L		84	61 - 124	8	15
Vinyl chloride	1.0	U	12.5	8.90		ug/L		71	43 - 157	2	24

Surrogate	MSD %Recovery	MSD Qualifier	Limits
1,2-Dichloroethane-d4 (Surr)	90		62 - 137
4-Bromofluorobenzene (Surr)	91		56 - 136
Toluene-d8 (Surr)	95		78 - 122

Eurofins Cleveland

# QC Sample Results

Client: Arcadis US Inc.  
Project/Site: Ford LTP

Job ID: 240-223790-1

## Method: 8260D - Volatile Organic Compounds by GC/MS (Continued)

Lab Sample ID: 240-223800-D-3 MSD

Matrix: Water

Analysis Batch: 655247

Client Sample ID: Matrix Spike Duplicate

Prep Type: Total/NA

	MSD	MSD	
Surrogate	%Recovery	Qualifier	Limits
Dibromofluoromethane (Surr)	95		73 - 120

Lab Sample ID: 240-223800-E-3 MS

Matrix: Water

Analysis Batch: 655247

Client Sample ID: Matrix Spike

Prep Type: Total/NA

Analyte	Sample Result	Sample Qualifier	Spike Added	MS Result	MS Qualifier	Unit	D	%Rec	%Rec Limits
1,1-Dichloroethene	1.0	U	12.5	10.3		ug/L		82	56 - 135
cis-1,2-Dichloroethene	1.0	U	12.5	10.1		ug/L		80	66 - 128
Tetrachloroethene	1.0	U	12.5	9.49		ug/L		76	62 - 131
trans-1,2-Dichloroethene	1.0	U	12.5	9.58		ug/L		77	56 - 136
Trichloroethene	1.0	U	12.5	9.72		ug/L		78	61 - 124
Vinyl chloride	1.0	U	12.5	9.09		ug/L		73	43 - 157

	MS	MS	
Surrogate	%Recovery	Qualifier	Limits
1,2-Dichloroethane-d4 (Surr)	100		62 - 137
4-Bromofluorobenzene (Surr)	91		56 - 136
Toluene-d8 (Surr)	94		78 - 122
Dibromofluoromethane (Surr)	98		73 - 120

Lab Sample ID: MB 240-655302/8

Matrix: Water

Analysis Batch: 655302

Client Sample ID: Method Blank

Prep Type: Total/NA

Analyte	MB Result	MB Qualifier	RL	MDL	Unit	D	Prepared	Analyzed	Dil Fac
1,1-Dichloroethene	1.0	U	1.0	0.49	ug/L			05/09/25 02:48	1
cis-1,2-Dichloroethene	1.0	U	1.0	0.46	ug/L			05/09/25 02:48	1
Tetrachloroethene	1.0	U	1.0	0.44	ug/L			05/09/25 02:48	1
trans-1,2-Dichloroethene	1.0	U	1.0	0.51	ug/L			05/09/25 02:48	1
Trichloroethene	1.0	U	1.0	0.44	ug/L			05/09/25 02:48	1
Vinyl chloride	1.0	U	1.0	0.45	ug/L			05/09/25 02:48	1

	MB	MB							
Surrogate	%Recovery	Qualifier	Limits	Prepared	Analyzed	Dil Fac			
1,2-Dichloroethane-d4 (Surr)	94		62 - 137		05/09/25 02:48	1			
4-Bromofluorobenzene (Surr)	84		56 - 136		05/09/25 02:48	1			
Toluene-d8 (Surr)	93		78 - 122		05/09/25 02:48	1			
Dibromofluoromethane (Surr)	98		73 - 120		05/09/25 02:48	1			

Lab Sample ID: LCS 240-655302/4

Matrix: Water

Analysis Batch: 655302

Client Sample ID: Lab Control Sample

Prep Type: Total/NA

Analyte	Spike Added	LCS Result	LCS Qualifier	Unit	D	%Rec	%Rec Limits
1,1-Dichloroethene	12.5	11.2		ug/L		90	63 - 134
cis-1,2-Dichloroethene	12.5	10.5		ug/L		84	77 - 123
Tetrachloroethene	12.5	9.18	*-	ug/L		73	76 - 123
trans-1,2-Dichloroethene	12.5	9.96		ug/L		80	75 - 124
Trichloroethene	12.5	10.4		ug/L		84	70 - 122

Eurofins Cleveland

# QC Sample Results

Client: Arcadis US Inc.  
Project/Site: Ford LTP

Job ID: 240-223790-1

## Method: 8260D - Volatile Organic Compounds by GC/MS (Continued)

Lab Sample ID: LCS 240-655302/4

Matrix: Water

Analysis Batch: 655302

Client Sample ID: Lab Control Sample

Prep Type: Total/NA

Analyte	Spike Added	LCS Result	LCS Qualifier	Unit	D	%Rec	%Rec Limits
Vinyl chloride	12.5	9.23		ug/L		74	60 - 144

Surrogate	LCS %Recovery	LCS Qualifier	Limits
1,2-Dichloroethane-d4 (Surr)	98		62 - 137
4-Bromofluorobenzene (Surr)	90		56 - 136
Toluene-d8 (Surr)	94		78 - 122
Dibromofluoromethane (Surr)	99		73 - 120

## Method: 8260D SIM - Volatile Organic Compounds (GC/MS)

Lab Sample ID: MB 240-655190/6

Matrix: Water

Analysis Batch: 655190

Client Sample ID: Method Blank

Prep Type: Total/NA

Analyte	MB Result	MB Qualifier	RL	MDL	Unit	D	Prepared	Analyzed	Dil Fac
1,4-Dioxane	2.0	U	2.0	0.86	ug/L			05/08/25 10:03	1

Surrogate	MB %Recovery	MB Qualifier	Limits	Prepared	Analyzed	Dil Fac
1,2-Dichloroethane-d4 (Surr)	109		68 - 127		05/08/25 10:03	1

Lab Sample ID: LCS 240-655190/4

Matrix: Water

Analysis Batch: 655190

Client Sample ID: Lab Control Sample

Prep Type: Total/NA

Analyte	Spike Added	LCS Result	LCS Qualifier	Unit	D	%Rec	%Rec Limits
1,4-Dioxane	10.0	7.97		ug/L		80	75 - 121

Surrogate	LCS %Recovery	LCS Qualifier	Limits
1,2-Dichloroethane-d4 (Surr)	107		68 - 127

Lab Sample ID: 240-223703-A-5 MS

Matrix: Water

Analysis Batch: 655190

Client Sample ID: Matrix Spike

Prep Type: Total/NA

Analyte	Sample Result	Sample Qualifier	Spike Added	MS Result	MS Qualifier	Unit	D	%Rec	%Rec Limits
1,4-Dioxane	2.0	U	10.0	8.18		ug/L		82	20 - 180

Surrogate	MS %Recovery	MS Qualifier	Limits
1,2-Dichloroethane-d4 (Surr)	113		68 - 127

Lab Sample ID: 240-223703-A-5 MSD

Matrix: Water

Analysis Batch: 655190

Client Sample ID: Matrix Spike Duplicate

Prep Type: Total/NA

Analyte	Sample Result	Sample Qualifier	Spike Added	MSD Result	MSD Qualifier	Unit	D	%Rec	%Rec Limits	RPD	RPD Limit
1,4-Dioxane	2.0	U	10.0	8.65		ug/L		86	20 - 180	6	20

Eurofins Cleveland

QC Sample Results

Client: Arcadis US Inc.  
Project/Site: Ford LTP

Job ID: 240-223790-1

Method: 8260D SIM - Volatile Organic Compounds (GC/MS) (Continued)

Lab Sample ID: 240-223703-A-5 MSD  
Matrix: Water  
Analysis Batch: 655190

Client Sample ID: Matrix Spike Duplicate  
Prep Type: Total/NA

	MSD	MSD	
Surrogate	%Recovery	Qualifier	Limits
1,2-Dichloroethane-d4 (Surr)	116		68 - 127

- 1
- 2
- 3
- 4
- 5
- 6
- 7
- 8
- 9
- 10
- 11
- 12
- 13
- 14

## QC Association Summary

Client: Arcadis US Inc.  
Project/Site: Ford LTP

Job ID: 240-223790-1

### GC/MS VOA

#### Analysis Batch: 655190

Lab Sample ID	Client Sample ID	Prep Type	Matrix	Method	Prep Batch
240-223790-2	MW-89S_050225	Total/NA	Water	8260D SIM	
MB 240-655190/6	Method Blank	Total/NA	Water	8260D SIM	
LCS 240-655190/4	Lab Control Sample	Total/NA	Water	8260D SIM	
240-223703-A-5 MS	Matrix Spike	Total/NA	Water	8260D SIM	
240-223703-A-5 MSD	Matrix Spike Duplicate	Total/NA	Water	8260D SIM	

#### Analysis Batch: 655247

Lab Sample ID	Client Sample ID	Prep Type	Matrix	Method	Prep Batch
240-223790-2	MW-89S_050225	Total/NA	Water	8260D	
MB 240-655247/9	Method Blank	Total/NA	Water	8260D	
LCS 240-655247/5	Lab Control Sample	Total/NA	Water	8260D	
240-223800-D-3 MSD	Matrix Spike Duplicate	Total/NA	Water	8260D	
240-223800-E-3 MS	Matrix Spike	Total/NA	Water	8260D	

#### Analysis Batch: 655302

Lab Sample ID	Client Sample ID	Prep Type	Matrix	Method	Prep Batch
240-223790-1	TRIP BLANK_18	Total/NA	Water	8260D	
MB 240-655302/8	Method Blank	Total/NA	Water	8260D	
LCS 240-655302/4	Lab Control Sample	Total/NA	Water	8260D	

Lab Chronicle

Client: Arcadis US Inc.  
Project/Site: Ford LTP

Job ID: 240-223790-1

Client Sample ID: TRIP BLANK\_18  
Date Collected: 05/02/25 00:00  
Date Received: 05/07/25 08:00

Lab Sample ID: 240-223790-1  
Matrix: Water

Prep Type	Batch Type	Batch Method	Run	Dilution Factor	Batch Number	Analyst	Lab	Prepared or Analyzed
Total/NA	Analysis	8260D		1	655302	R5XG	EET CLE	05/09/25 03:36

Client Sample ID: MW-89S\_050225  
Date Collected: 05/02/25 09:35  
Date Received: 05/07/25 08:00

Lab Sample ID: 240-223790-2  
Matrix: Water

Prep Type	Batch Type	Batch Method	Run	Dilution Factor	Batch Number	Analyst	Lab	Prepared or Analyzed
Total/NA	Analysis	8260D		1	655247	R5XG	EET CLE	05/08/25 19:06
Total/NA	Analysis	8260D SIM		1	655190	R5XG	EET CLE	05/08/25 17:05

Laboratory References:  
EET CLE = Eurofins Cleveland, 180 S. Van Buren Avenue, Barberton, OH 44203, TEL (330)497-9396



## Accreditation/Certification Summary

Client: Arcadis US Inc.  
Project/Site: Ford LTP

Job ID: 240-223790-1

### Laboratory: Eurofins Cleveland

All accreditations/certifications held by this laboratory are listed. Not all accreditations/certifications are applicable to this report.

Authority	Program	Identification Number	Expiration Date
Connecticut	State	PH-0806	12-31-26
Georgia	State	4062	02-27-26
Illinois	NELAP	200004	08-31-25
Iowa	State	421	06-01-25
Kansas	NELAP	E-10336	01-31-26
Kentucky (UST)	State	112225	02-28-26
Kentucky (WW)	State	KY98016	12-31-25
Minnesota	NELAP	039-999-348	12-31-25
New Hampshire	NELAP	225024	09-30-25
New Jersey	NELAP	OH001	07-03-25
New York	NELAP	10975	04-01-26
North Dakota	State	R-244	02-27-26
Ohio	State	8303	11-04-25
Ohio VAP	State	ORELAP 4062	02-28-26
Oregon	NELAP	4062	02-27-26
Pennsylvania	NELAP	68-00340	08-31-25
Texas	NELAP	T104704517-22-19	08-31-25
US Fish & Wildlife	US Federal Programs	A26406	02-28-26
USDA	US Federal Programs	P330-18-00281	01-05-27
Virginia	NELAP	460175	09-14-25
West Virginia DEP	State	210	12-31-25
Wisconsin	State	399167560	08-31-25

**TestAmerica Laboratory location:** Farmington Hills — 38855 Hills Tech Drive, Suite 600, Farmington Hills 48331

[illegible]

Eurofins - Cleveland Sample Receipt Form/Narrative  
Barberton Facility

Login #

Client Acad:5 Site Name \_\_\_\_\_

Cooler unpacked by: [Signature]

Cooler Received on 5-7-25 Opened on 5-7-25

FedEx: 1<sup>st</sup> Grd Exp UPS FAS Waypoint Client Drop Off Eurofins Courier Other \_\_\_\_\_

Receipt After-hours: Drop-off Date/Time \_\_\_\_\_ Storage Location \_\_\_\_\_

Eurofins Cooler # EC Foam Box Client Cooler Box Other \_\_\_\_\_

Packing material used: Bubble Wrap Foam Plastic Bag None Other \_\_\_\_\_

COOLANT: Wet Ice Blue Ice Dry Ice Water None \_\_\_\_\_

1. Cooler temperature upon receipt ☒ See Multiple Cooler Form

IR GUN # 13 (CF 10.5 °C) Observed Cooler Temp. \_\_\_\_\_ °C Corrected Cooler Temp. \_\_\_\_\_ °C

2. Were tamper/custody seals on the outside of the cooler(s)? If Yes Quantity 2 Yes No  
-Were the seals on the outside of the cooler(s) signed & dated? Yes No NA  
-Were tamper/custody seals on the bottle(s) or bottle kits (LLHg/MeHg)? Yes No NA  
-Were tamper/custody seals intact and uncompromised? Yes No NA

Tests that are not checked for pH by Receiving:  
VOAs  
Oil and Grease  
TOC

3. Shippers' packing slip attached to the cooler(s)? Yes No
4. Did custody papers accompany the sample(s)? Yes No
5. Were the custody papers relinquished & signed in the appropriate place? Yes No
6. Was/were the person(s) who collected the samples clearly identified on the COC? Yes No
7. Did all bottles arrive in good condition (Unbroken)? Yes No
8. Could all bottle labels (ID/Date/Time) be reconciled with the COC? Yes No
9. For each sample, does the COC specify preservatives (Y/N), # of containers (Y/N), and sample type of grab/comp (Y/N)? Yes No
10. Were correct bottle(s) used for the test(s) indicated? Yes No
11. Sufficient quantity received to perform indicated analyses? Yes No
12. Are these work share samples and all listed on the COC? Yes No
- If yes, Questions 13-17 have been checked at the originating laboratory.
13. Were all preserved sample(s) at the correct pH upon receipt? Yes No NA pH Strip Lot# HC457151
14. Were VOAs on the COC? Yes No
15. Were air bubbles >6 mm in any VOA vials? Yes No NA Larger than this.
16. Was a VOA trip blank present in the cooler(s)? Trip Blank Lot # \_\_\_\_\_ Yes No
17. Was a LL Hg or Me Hg trip blank present? Yes No

Contacted PM \_\_\_\_\_ Date \_\_\_\_\_ by \_\_\_\_\_ via Verbal Voice Mail Other \_\_\_\_\_

Concerning \_\_\_\_\_

18. CHAIN OF CUSTODY & SAMPLE DISCREPANCIES ☐ additional next page

Labeled by: [Signature]  
Labels Verified by: jmawick

19. SAMPLE CONDITION

Sample(s) \_\_\_\_\_ were received after the recommended holding time had expired.  
Sample(s) \_\_\_\_\_ were received in a broken container.  
Sample(s) \_\_\_\_\_ were received with bubble >6 mm in diameter. (Notify PM)

20. SAMPLE PRESERVATION

Sample(s) \_\_\_\_\_ were further preserved in the laboratory.  
Time preserved: \_\_\_\_\_ Preservative(s) added/Lot number(s): \_\_\_\_\_  
VOA Sample Preservation - Date/Time VOAs Frozen: \_\_\_\_\_

[illegible]

5/7/2025

Login Container Summary Report 240-223790

5/12/2025

Temperature readings. \_\_\_\_\_

<u>Client Sample ID</u>	<u>Lab ID</u>	<u>Container Type</u>	<u>Container pH</u>	<u>Preservation Temp</u>	<u>Preservation Added</u>	<u>Preservation Lot Number</u>
TRIP BLANK_18	240-223790-A-1	Voa Vial 40ml - Hydrochloric Acid	_____	_____	_____	_____
MW-89S_050225	240-223790-A-2	Voa Vial 40ml - Hydrochloric Acid	_____	_____	_____	_____
MW-89S_050225	240-223790-B-2	Voa Vial 40ml - Hydrochloric Acid	_____	_____	_____	_____
MW-89S_050225	240-223790-C-2	Voa Vial 40ml - Hydrochloric Acid	_____	_____	_____	_____
MW-89S_050225	240-223790-D-2	Voa Vial 40ml - Hydrochloric Acid	_____	_____	_____	_____
MW-89S_050225	240-223790-E-2	Voa Vial 40ml - Hydrochloric Acid	_____	_____	_____	_____
MW-89S_050225	240-223790-F-2	Voa Vial 40ml - Hydrochloric Acid	_____	_____	_____	_____



**TestAmerica Laboratory location:** Farmington Hills — 38855 Hills Tech Drive, Suite 600, Farmington Hills 48331

[illegible]

©2008, TestAmerica Laboratories, Inc. All rights reserved.  
TestAmerica & Design™ are trademarks of TestAmerica Laboratories, Inc.

ms 5-7-25 800

Eurofims - Cleveland Sample Receipt Form/Narrative  
Barberton Facility

Login #

Client Acad:3 Site Name \_\_\_\_\_

Cooler unpacked by: [Signature]

Cooler Received on 5-7-25 Opened on 5-7-25

FedEx: 1<sup>st</sup> Grd Exp UPS FAS Waypoint Client Drop Off Eurofims Courier Other \_\_\_\_\_

Receipt After-hours: Drop-off Date/Time \_\_\_\_\_ Storage Location \_\_\_\_\_

Eurofims Cooler # EC Foam Box Client Cooler Box Other \_\_\_\_\_

Packing material used: Bubble Wrap Foam Plastic Bag None Other \_\_\_\_\_

COOLANT: Wet Ice Blue Ice Dry Ice Water None \_\_\_\_\_

1. Cooler temperature upon receipt ☒ See Multiple Cooler Form

IR GUN # 13 (CF 10.5 °C) Observed Cooler Temp. \_\_\_\_\_ °C Corrected Cooler Temp. \_\_\_\_\_ °C

2. Were tamper/custody seals on the outside of the cooler(s)? If Yes Quantity 2

-Were the seals on the outside of the cooler(s) signed & dated?

-Were tamper/custody seals on the bottle(s) or bottle kits (LLHg/MeHg)?

-Were tamper/custody seals intact and uncompromised?

3. Shippers' packing slip attached to the cooler(s)?

4. Did custody papers accompany the sample(s)?

5. Were the custody papers relinquished & signed in the appropriate place?

6. Was/were the person(s) who collected the samples clearly identified on the COC?

7. Did all bottles arrive in good condition (Unbroken)?

8. Could all bottle labels (ID/Date/Time) be reconciled with the COC?

9. For each sample, does the COC specify preservatives (Y/N), # of containers (Y/N), and sample type of grab/comp (Y/N)?

10. Were correct bottle(s) used for the test(s) indicated?

11. Sufficient quantity received to perform indicated analyses?

12. Are these work share samples and all listed on the COC?

If yes, Questions 13-17 have been checked at the originating laboratory.

13. Were all preserved sample(s) at the correct pH upon receipt?

14. Were VOAs on the COC?

15. Were air bubbles > 6 mm in any VOA vials? ☒ Larger than this.

16. Was a VOA trip blank present in the cooler(s)? Trip Blank Lot # \_\_\_\_\_

17. Was a LL Hg or Me Hg trip blank present? ☒ Yes ☒ No

Contacted PM \_\_\_\_\_ Date \_\_\_\_\_ by \_\_\_\_\_ via Verbal Voice Mail Other \_\_\_\_\_

Concerning \_\_\_\_\_

Tests that are not checked for pH by Receiving: VOAs Oil and Grease TOC

18. CHAIN OF CUSTODY & SAMPLE DISCREPANCIES ☐ additional next page

Labeled by: [Signature]  
Labels Verified by: jmccisic

19. SAMPLE CONDITION

Sample(s) \_\_\_\_\_ were received after the recommended holding time had expired.

Sample(s) \_\_\_\_\_ were received in a broken container.

Sample(s) \_\_\_\_\_ were received with bubble > 6 mm in diameter. (Notify PM)

20. SAMPLE PRESERVATION

Sample(s) \_\_\_\_\_ were further preserved in the laboratory.

Time preserved: \_\_\_\_\_ Preservative(s) added/Lot number(s): \_\_\_\_\_

VOA Sample Preservation - Date/Time VOAs Frozen: \_\_\_\_\_

**Login #**

5/12/2025

[illegible]



Temperature readings						
Client Sample ID	Lab ID	Container Type	Container	Preservation	Preservation	Lot Number
			pH	Temp	Added	
TRIP BLANK_18	240-223790-A-1	Voa Vial 40ml - Hydrochloric Acid				
MW-89S_050225	240-223790-A-2	Voa Vial 40ml - Hydrochloric Acid				
MW-89S_050225	240-223790-B-2	Voa Vial 40ml - Hydrochloric Acid				
MW-89S_050225	240-223790-C-2	Voa Vial 40ml - Hydrochloric Acid				
MW-89S_050225	240-223790-D-2	Voa Vial 40ml - Hydrochloric Acid				
MW-89S_050225	240-223790-E-2	Voa Vial 40ml - Hydrochloric Acid				
MW-89S_050225	240-223790-F-2	Voa Vial 40ml - Hydrochloric Acid				

# DATA VERIFICATION REPORT



May 12, 2025

Megan Meckley  
Arcadis  
28550 Cabot Drive  
Suite 500  
Novi, MI US 48377

CADENA project ID: E203728

Project: Ford Livonia Transmission Plant - ON-SITE Soil Gas, Ground Water and Soil

Project number: 30251157.401.04 (vapor 301.04)

Event Specific Scope of Work References: Sample COC

Laboratory: Eurofins Environment Testing LLC - Cleveland

Laboratory submittal: 223790-1

Sample date: 2025-05-02

Report received by CADENA: 2025-05-12

Initial Data Verification completed by CADENA: 2025-05-12

Number of Samples:2

Sample Matrices:Water

Test Categories:GCMS VOC

**Please see attached criteria report or sample result/qualified analytical result summary for qualifier flags assigned to sample data.**

The following minor QC exceptions or missing information were noted:

LCS - GCMS VOC QC batch LCS recovery was outlying biased low for the following analyte: TETRACHLOROETHENE. The following client sample results should be considered to be estimated and qualified with a UJ flag if non-detect: -001.

GCMS VOC QC batch CCV response outliers as noted in the laboratory submittal case narrative were not used to qualify client sample results as part of this level 2 data package verification review.

Sample/MS/MSD Surrogate Recovery, Blank/LCS Surrogate Recovery, LCS/LCD Recovery, Blank Contamination and Hold Time Exception were reviewed as part of our verification.

Data verification for the report specified above was completed using the Ford Motor Company Environmental Laboratory Technical Specification, the CADENA Standard Operating Procedure for the Verification of Environmental Analytical Data and the associated analytical methods as references for evaluating the batch QC, sample data and report content. The EPA National Functional Guidelines for validating organic and inorganic data were used as guidance when addressing out of control QC results and the associated data qualifiers.

The definitions of the qualifiers used for this data package are defined in the analytical report. CADENA valid qualifiers are defined in the table below. To view and download a PDF copy of the laboratory analytical report access the CADENA CLMS at <http://clms.cadenaco.com/index.cfm>.

Please contact me if you have any questions.

Sincerely,

Jim Tomalia

Project Scientist

CADENA Inc, 1099 Highland Drive, Suite E, Ann Arbor, MI 48108 517-819-0356

## CADENA Valid Qualifiers

Valid Qualifiers	Description
<	Less than the reported concentration.
>	Greater than the reported concentration.
B	The analyte / compound was detected in the associated blank. For Organic methods the sample concentration was greater than the RDL and less than 5x (or 10x for common lab contaminants) the blank concentration and is considered non-detect at the reported concentration. For Inorganic methods the sample concentration was greater than the RDL and less than 10x the blank concentration and is considered non-detect at the reported concentration.
E	The analyte / Compound reported exceeds the calibration range and is considered estimated.
EMPC	Estimated Minimum Potential Contamination - Dioxin/Furan analyses only.
J	Indicates an estimated value. This flag is used either when estimating a concentration for a tentatively identified compound or when the data indicates the presence of an analyte / compound but the result is less than the sample Quantitation limit, but greater than zero. The flag is also used in data validation to indicate a reported value should be considered estimated due to associated quality assurance deficiencies.
J-	The result is an estimated quantity, but the result may be biased low.
JB	NON-DETECT AT THE CONCENTRATION REPORTED AND ESTIMATED
JH	The sample result is considered estimated and is potentially biased high.
JL	The sample result is considered estimated and is potentially biased low.
JUB	NON-DETECT AT THE REPORTING LIMIT AND ESTIMATED
NJ	Tentatively identified compound with approximated concentration.
R	Indicates the value is considered to be unusable. (Note: The analyte / compound may or may not be present.)
TNTC	Too Numerous to Count - Asbestos and Microbiological Results.
U	Indicates that the analyte / compound was analyzed for, but not detected.
UB	The analyte / compound was detected in the associated blank. For Organic methods the sample concentration was less than the RDL and less than 5x (or 10x for common lab contaminants) the blank concentration and is considered non-detect at the RDL. For Inorganic methods the sample concentration was less than the RDL and less than 10x the blank concentration and is considered non-detect at the RDL.
UJ	The analyte / compound was not detected above the reported sample Quantitation limit. However, the Quantitation limit is considered to be approximate due to associated quality assurance results and may or may not represent the actual limit of Quantitation to accurately and precisely report the analyte in the sample.

# Qualified Results Summary

CADENA Project ID: E203728  
Laboratory: Eurofins Environment Testing LLC - Cleveland  
Laboratory Submittal: 223790-1

Sample Name: TRIP BLANK\_18  
Lab Sample ID: 2402237901  
Sample Date: 5/2/2025

Analyte	Cas No.	Result	Report	Valid		
			Limit	Units	Qualifier	
GC/MS VOC						
OSW-8260D						
Tetrachloroethene	127-18-4	ND	1.0	ug/l	UJ	

# Analytical Results Summary

**CADENA Project ID:** E203728

**Laboratory:** Eurofins Environment Testing LLC - Cleveland

**Laboratory Submittal:** 223790-1

**Sample Name:** TRIP BLANK\_18

MW-89S\_050225

**Lab Sample ID:** 2402237901

2402237902

**Sample Date:** 5/2/2025

5/2/2025

Analyte	Cas No.	Result	Report		Units	Valid	Report		Units	Valid
			Limit	Qualifier			Result	Limit		
GC/MS VOC										
OSW-8260D										
1,1-Dichloroethene	75-35-4	ND	1.0	ug/l	---	ND	1.0	ug/l	---	
cis-1,2-Dichloroethene	156-59-2	ND	1.0	ug/l	---	2.5	1.0	ug/l	---	
Tetrachloroethene	127-18-4	ND	1.0	ug/l	UJ	ND	1.0	ug/l	---	
trans-1,2-Dichloroethene	156-60-5	ND	1.0	ug/l	---	ND	1.0	ug/l	---	
Trichloroethene	79-01-6	ND	1.0	ug/l	---	ND	1.0	ug/l	---	
Vinyl chloride	75-01-4	ND	1.0	ug/l	---	ND	1.0	ug/l	---	
OSW-8260DSIM										
1,4-Dioxane	123-91-1					ND	2.0	ug/l	---	

# Ford Motor Company – Livonia Transmission Project

## Data Review

### Livonia, Michigan

Volatile Organic Compounds (VOC) Analysis

SDG # 240-223790-1

CADENA Verification Report: 2025-05-12

Analyses Performed By:  
Eurofins Cleveland  
Barberton, Ohio

Report # 59458R  
Review Level: Tier III  
Project: 30251157.401.02

## DATA REVIEW

### SUMMARY

This data quality assessment summarizes the review of Sample Delivery Group (SDG) # 240-223790-1 for samples collected in association with the Ford – Livonia, Michigan site. The review was conducted as a Tier III validation in addition to a verification/Tier II validation review performed by CADENA Inc. and included review of level IV laboratory data package completeness. Only elements of a Tier III validation effort (Tier III) include a detailed review of laboratory raw data to check for errors in calculation, calibration review, internal standard review and compound identification) and omitted deviations from the CADENA verification/Tier II report are documented in this report. Only analytical data associated with constituents of concern were reviewed for this validation. Field documentation was not included in this review. Included with this assessment are the validation annotated sample result sheets, and chain of custody. Analyses were performed on the following samples:

Sample ID	Lab ID	Matrix	Sample Collection Date	Parent Sample	Analysis	
					VOC	VOC SIM
TRIP BLANK_18	240-223790-1	Water	05/02/2025		X	
MW-89S_050225	240-223790-2	Water	05/02/2025		X	X



## DATA REVIEW

### ANALYTICAL DATA PACKAGE DOCUMENTATION

The table below is the evaluation of the data package completeness.

Items Reviewed	Reported		Performance Acceptable		Not Required
	No	Yes	No	Yes	
1. Sample receipt condition		X		X	
2. Requested analyses and sample results		X		X	
3. Master tracking list		X		X	
4. Methods of analysis		X		X	
5. Reporting limits		X		X	
6. Sample collection date		X		X	
7. Laboratory sample received date		X		X	
8. Sample preservation verification (as applicable)		X		X	
9. Sample preparation/extraction/analysis dates		X		X	
10. Fully executed Chain-of-Custody (COC) form		X		X	
11. Narrative summary of Quality Assurance or sample problems provided		X		X	
12. Data Package Completeness and Compliance		X		X	

## DATA REVIEW

### ORGANIC ANALYSIS INTRODUCTION

Analyses were performed according to United States Environmental Protection Agency (USEPA) SW-846 Method 8260D and 8260D SIM. Data were reviewed in accordance with USEPA National Functional Guidelines for Organic Superfund Methods Data Review, EPA 540-R-20-005, November 2020 (with reference to the historical USEPA Contract Laboratory Program National Functional Guidelines for Organic Data Review, OSWER 9240.1-05A-P, October 1999), as appropriate.

The data review process is an evaluation of data on a technical basis rather than a determination of contract compliance. As such, the standards against which the data are being weighed may differ from those specified in the analytical method. It is assumed that the data package represents the best efforts of the laboratory and had already been subjected to adequate and sufficient quality review prior to submission.

During the review process, laboratory qualified and unqualified data are verified against the supporting documentation. Based on this evaluation, qualifier codes may be added, deleted, or modified by the data reviewer. Results are qualified with the following codes in accordance with USEPA National Functional Guidelines:

- Concentration (C) Qualifiers
  - U     The analyte was analyzed for but was not detected above the level of the reported sample quantitation limit.
  - B     The compound has been found in the sample as well as its associated blank, its presence in the sample may be suspect.
- Quantitation (Q) Qualifiers
  - E     The compound was quantitated above the calibration range.
  - D     Concentration is based on a diluted sample analysis.
- Validation Qualifiers
  - J     The result is an estimated quantity. The associated numerical value is the approximate concentration of the analyte in the sample.
  - UJ    The analyte was analyzed for but was not detected. The reported quantitation limit is approximate and may be inaccurate or imprecise.
  - UB    Analyte considered non-detect at the listed value due to associated blank contamination.
  - R     The sample results are rejected.

Two facts should be noted by all data users. First, the "R" flag means that the associated value is unusable. In other words, due to significant quality control (QC) problems, the analysis is invalid and provides no information as to whether the compound is present or not. "R" values should not appear on data tables because they cannot be relied upon, even as a last resort. The second fact to keep in mind is that no compound concentration, even if it has passed all QC tests, is guaranteed to be accurate. Strict QC serves to increase confidence in data but any value potentially contains error.

## DATA REVIEW

### VOLATILE ORGANIC COMPOUND (VOC) ANALYSES

#### 1. Holding Times

The specified holding times for the following methods are presented in the following table.

Method	Matrix	Holding Time	Preservation
SW-846 8260D/8260D-SIM	Water	14 days from collection to analysis	Cool to < 6 °C; pH < 2 with HCl

All samples were analyzed within the specified holding time criteria.

#### 2. Mass Spectrometer Tuning

Mass spectrometer performance was acceptable, and all analyses were performed within a 12-hour tune clock.

System performance and column resolution were acceptable.

#### 3. Calibration

Satisfactory instrument calibration is established to ensure that the instrument is capable of producing acceptable quantitative data. An initial calibration demonstrates that the instrument is capable of acceptable performance at the beginning of an experimental sequence. The continuing calibration verifies that the instrument daily performance is satisfactory.

##### 3.1 Initial Calibration

The method specifies percent relative standard deviation (%RSD) and relative response factor (RRF) limits for select compounds only. A technical review of the data applies limits to all compounds with no exceptions.

All target compounds associated with the initial calibration standards must exhibit a %RSD less than the control limit (20%) or a correlation coefficient greater than 0.99 and an RRF value greater than control limit (0.05).

All compounds associated with the initial calibrations were within the specified control limits.

##### 3.2 Continuing Calibration

All target compounds associated with the continuing calibration standard must exhibit a percent difference (%D) less than the control limit (20%) and RRF value greater than control limit (0.05).

All compounds associated with the calibrations were within the specified control limits, with the exception of the compounds presented in the following table.

Sample ID	Initial /Continuing	Compound	CCV (%D)
TRIP BLANK_18	Continuing Calibration Verification %D	Vinyl chloride	-24.5%
	Continuing Calibration Verification %D	Tetrachloroethene	-24.0%

The criteria used to evaluate the initial and continuing calibration are presented in the following table. In the case of a calibration deviation, the sample results are qualified.

Initial/Continuing	Criteria	Sample Result	Qualification
Initial and Continuing Calibration	RRF <0.05	Non-detect	R
		Detect	J
	RRF <0.01 <sup>1</sup>	Non-detect	R
		Detect	J
	RRF >0.05 or RRF >0.01 <sup>1</sup>	Non-detect	No Action

## DATA REVIEW

Initial/Continuing	Criteria	Sample Result	Qualification
		Detect	
Initial Calibration	%RSD > 20% or a correlation coefficient <0.99	Non-detect	UJ
		Detect	J
	%RSD > 90%	Non-detect	R
		Detect	J
Continuing Calibration	%D >20% (increase in sensitivity)	Non-detect	UJ
		Detect	J
	%D >20% (decrease in sensitivity)	Non-detect	UJ
		Detect	J
	%D > 90% (increase/decrease in sensitivity)	Non-detect	R
		Detect	J

### 4. Internal Standard Performance

Internal standard performance criteria ensure that the GC/MS sensitivity and response are stable during every sample analysis. The criteria require the internal standard compounds associated with the VOC exhibit area counts that are not greater than two times (+100%) or less than one-half (-50%) of the area counts of the associated continuing calibration standard.

All internal standard responses were within control limits.

### 5. Field Duplicate Analysis

Field duplicate analysis is used to assess the overall precision of the field sampling procedures and analytical method. A control limit of 30% for water matrices is applied to the RPD between the parent sample and the field duplicate. In the instance when the parent and/or duplicate sample concentrations are less than or equal to 5 times the RL, a control limit of two times the RL is applied for water matrices.

A field duplicate sample was not collected for samples from this SDG.

### 6. Compound Identification

Compounds are identified on the GC/MS by using the analytes relative retention time and ion spectra.

All identified compounds met the specified criteria.

### 7. System Performance and Overall Assessment

Overall system performance was acceptable. Other than for those deviations specifically mentioned in this review, the overall data quality is within the guidelines specified in the method.

## DATA REVIEW

### DATA VALIDATION CHECKLIST FOR VOCs

VOCs: 8260D/8260D-SIM	Reported		Performance Acceptable		Not Required
	No	Yes	No	Yes	
GAS CHROMATOGRAPHY/MASS SPECTROMETRY (GC/MS)					
Tier II Validation					
Holding times/Preservation		X		X	
Tier III Validation					
System performance and column resolution		X		X	
Initial calibration %RSDs		X		X	
Continuing calibration RRFs		X		X	
Continuing calibration %Ds		X	X		
Instrument tune and performance check		X		X	
Ion abundance criteria for each instrument used		X		X	
Field Duplicate RPD	X				X
Internal standard		X		X	
Compound identification and quantitation					
A. Reconstructed ion chromatograms		X		X	
B. Quantitation Reports		X		X	
C. RT of sample compounds within the established RT windows		X		X	
D. Transcription/calculation errors present		X		X	
E. Reporting limits adjusted to reflect sample dilutions		X		X	

Notes:

%RSD Relative standard deviation


%R Percent recovery

RPD Relative percent difference

%D Percent difference

## DATA REVIEW

VALIDATION PERFORMED BY: Febin J S

SIGNATURE: 

DATE: June 4, 2025

PEER REVIEW: Andrew Korycinski

DATE: June 6, 2025

# CHAIN OF CUSTODY CORRECTED SAMPLE ANALYSIS DATA SHEETS



**TestAmerica Laboratory location:** Farmington Hills — 38855 Hills Tech Drive, Suite 600, Farmington Hills 48331

[illegible]



## Definitions/Glossary

Client: Arcadis US Inc.  
Project/Site: Ford LTP

Job ID: 240-223790-1

### Qualifiers

#### GC/MS VOA

Qualifier	Qualifier Description
*-	LCS and/or LCSD is outside acceptance limits, low biased.
U	Indicates the analyte was analyzed for but not detected.

### Glossary

Abbreviation	These commonly used abbreviations may or may not be present in this report.
☼	Listed under the "D" column to designate that the result is reported on a dry weight basis
%R	Percent Recovery
CFL	Contains Free Liquid
CFU	Colony Forming Unit
CNF	Contains No Free Liquid
DER	Duplicate Error Ratio (normalized absolute difference)
Dil Fac	Dilution Factor
DL	Detection Limit (DoD/DOE)
DL, RA, RE, IN	Indicates a Dilution, Re-analysis, Re-extraction, or additional Initial metals/anion analysis of the sample
DLC	Decision Level Concentration (Radiochemistry)
EDL	Estimated Detection Limit (Dioxin)
LOD	Limit of Detection (DoD/DOE)
LOQ	Limit of Quantitation (DoD/DOE)
MCL	EPA recommended "Maximum Contaminant Level"
MDA	Minimum Detectable Activity (Radiochemistry)
MDC	Minimum Detectable Concentration (Radiochemistry)
MDL	Method Detection Limit
ML	Minimum Level (Dioxin)
MPN	Most Probable Number
MQL	Method Quantitation Limit
NC	Not Calculated
ND	Not Detected at the reporting limit (or MDL or EDL if shown)
NEG	Negative / Absent
POS	Positive / Present
PQL	Practical Quantitation Limit
PRES	Presumptive
QC	Quality Control
RER	Relative Error Ratio (Radiochemistry)
RL	Reporting Limit or Requested Limit (Radiochemistry)
RPD	Relative Percent Difference, a measure of the relative difference between two points
TEF	Toxicity Equivalent Factor (Dioxin)
TEQ	Toxicity Equivalent Quotient (Dioxin)
TNTC	Too Numerous To Count

# Client Sample Results

Client: Arcadis US Inc.  
Project/Site: Ford LTP

Job ID: 240-223790-1

Client Sample ID: TRIP BLANK\_18

Lab Sample ID: 240-223790-1

Date Collected: 05/02/25 00:00

Matrix: Water

Date Received: 05/07/25 08:00

## Method: SW846 8260D - Volatile Organic Compounds by GC/MS

Analyte	Result	Qualifier	RL	MDL	Unit	D	Prepared	Analyzed	Dil Fac
1,1-Dichloroethene	1.0	U	1.0	0.49	ug/L			05/09/25 03:36	1
cis-1,2-Dichloroethene	1.0	U	1.0	0.46	ug/L			05/09/25 03:36	1
Tetrachloroethene	1.0	<del>U</del> JJ	1.0	0.44	ug/L			05/09/25 03:36	1
trans-1,2-Dichloroethene	1.0	U	1.0	0.51	ug/L			05/09/25 03:36	1
Trichloroethene	1.0	U	1.0	0.44	ug/L			05/09/25 03:36	1
Vinyl chloride	1.0	<del>U</del> JJ	1.0	0.45	ug/L			05/09/25 03:36	1

Surrogate	%Recovery	Qualifier	Limits	Prepared	Analyzed	Dil Fac
1,2-Dichloroethane-d4 (Surr)	92		62 - 137		05/09/25 03:36	1
4-Bromofluorobenzene (Surr)	83		56 - 136		05/09/25 03:36	1
Toluene-d8 (Surr)	92		78 - 122		05/09/25 03:36	1
Dibromofluoromethane (Surr)	97		73 - 120		05/09/25 03:36	1

# Client Sample Results

Client: Arcadis US Inc.  
Project/Site: Ford LTP

Job ID: 240-223790-1

Client Sample ID: MW-89S\_050225

Lab Sample ID: 240-223790-2

Date Collected: 05/02/25 09:35

Matrix: Water

Date Received: 05/07/25 08:00

## Method: SW846 8260D SIM - Volatile Organic Compounds (GC/MS)

Analyte	Result	Qualifier	RL	MDL	Unit	D	Prepared	Analyzed	Dil Fac
1,4-Dioxane	2.0	U	2.0	0.86	ug/L			05/08/25 17:05	1
Surrogate	%Recovery	Qualifier	Limits				Prepared	Analyzed	Dil Fac
1,2-Dichloroethane-d4 (Surr)	111		68 - 127					05/08/25 17:05	1

## Method: SW846 8260D - Volatile Organic Compounds by GC/MS

Analyte	Result	Qualifier	RL	MDL	Unit	D	Prepared	Analyzed	Dil Fac
1,1-Dichloroethene	1.0	U	1.0	0.49	ug/L			05/08/25 19:06	1
cis-1,2-Dichloroethene	2.5		1.0	0.46	ug/L			05/08/25 19:06	1
Tetrachloroethene	1.0	U	1.0	0.44	ug/L			05/08/25 19:06	1
trans-1,2-Dichloroethene	1.0	U	1.0	0.51	ug/L			05/08/25 19:06	1
Trichloroethene	1.0	U	1.0	0.44	ug/L			05/08/25 19:06	1
Vinyl chloride	1.0	U	1.0	0.45	ug/L			05/08/25 19:06	1
Surrogate	%Recovery	Qualifier	Limits				Prepared	Analyzed	Dil Fac
1,2-Dichloroethane-d4 (Surr)	92		62 - 137					05/08/25 19:06	1
4-Bromofluorobenzene (Surr)	81		56 - 136					05/08/25 19:06	1
Toluene-d8 (Surr)	90		78 - 122					05/08/25 19:06	1
Dibromofluoromethane (Surr)	95		73 - 120					05/08/25 19:06	1