

 **ANALYTICAL REPORT****PREPARED FOR**

Attn: Ms. Megan Meckley
Arcadis US Inc.
28550 Cabot Drive
Suite 500
Novi, Michigan 48377

Generated 5/15/2025 2:59:22 PM

JOB DESCRIPTION

Ford LTP

JOB NUMBER

240-224123-1

Eurofins Cleveland

Job Notes

This report may not be reproduced except in full, and with written approval from the laboratory. The results relate only to the samples tested. For questions please contact the Project Manager at the e-mail address or telephone number listed on this page.

The test results in this report relate only to the samples as received by the laboratory and will meet all requirements of the methodology, with any exceptions noted. This report shall not be reproduced except in full, without the express written approval of the laboratory. All questions should be directed to the Eurofins Environment Testing North Central, LLC Project Manager.

Authorization



Generated
5/15/2025 2:59:22 PM

Authorized for release by
Michael DeMonico, Project Manager I
Michael.DeMonico@et.eurofinsus.com
(330)966-9783



Table of Contents

| | |
|----------------------------------|----|
| Cover Page | 1 |
| Table of Contents | 3 |
| Definitions/Glossary | 4 |
| Case Narrative | 5 |
| Method Summary | 6 |
| Sample Summary | 7 |
| Detection Summary | 8 |
| Client Sample Results | 9 |
| Surrogate Summary | 11 |
| QC Sample Results | 12 |
| QC Association Summary | 16 |
| Lab Chronicle | 17 |
| Certification Summary | 18 |
| Chain of Custody | 19 |

Definitions/Glossary

Client: Arcadis US Inc.
Project/Site: Ford LTP

Job ID: 240-224123-1

Qualifiers

GC/MS VOA

| Qualifier | Qualifier Description |
|-----------|--|
| U | Indicates the analyte was analyzed for but not detected. |

Glossary

| Abbreviation | These commonly used abbreviations may or may not be present in this report. |
|----------------|---|
| ☼ | Listed under the "D" column to designate that the result is reported on a dry weight basis |
| %R | Percent Recovery |
| CFL | Contains Free Liquid |
| CFU | Colony Forming Unit |
| CNF | Contains No Free Liquid |
| DER | Duplicate Error Ratio (normalized absolute difference) |
| Dil Fac | Dilution Factor |
| DL | Detection Limit (DoD/DOE) |
| DL, RA, RE, IN | Indicates a Dilution, Re-analysis, Re-extraction, or additional Initial metals/anion analysis of the sample |
| DLC | Decision Level Concentration (Radiochemistry) |
| EDL | Estimated Detection Limit (Dioxin) |
| LOD | Limit of Detection (DoD/DOE) |
| LOQ | Limit of Quantitation (DoD/DOE) |
| MCL | EPA recommended "Maximum Contaminant Level" |
| MDA | Minimum Detectable Activity (Radiochemistry) |
| MDC | Minimum Detectable Concentration (Radiochemistry) |
| MDL | Method Detection Limit |
| ML | Minimum Level (Dioxin) |
| MPN | Most Probable Number |
| MQL | Method Quantitation Limit |
| NC | Not Calculated |
| ND | Not Detected at the reporting limit (or MDL or EDL if shown) |
| NEG | Negative / Absent |
| POS | Positive / Present |
| PQL | Practical Quantitation Limit |
| PRES | Presumptive |
| QC | Quality Control |
| RER | Relative Error Ratio (Radiochemistry) |
| RL | Reporting Limit or Requested Limit (Radiochemistry) |
| RPD | Relative Percent Difference, a measure of the relative difference between two points |
| TEF | Toxicity Equivalent Factor (Dioxin) |
| TEQ | Toxicity Equivalent Quotient (Dioxin) |
| TNTC | Too Numerous To Count |

Case Narrative

Client: Arcadis US Inc.
Project: Ford LTP

Job ID: 240-224123-1

Job ID: 240-224123-1

Eurofins Cleveland

Job Narrative 240-224123-1

Analytical test results meet all requirements of the associated regulatory program listed on the Accreditation/Certification Summary Page unless otherwise noted under the individual analysis. Data qualifiers and/or narrative comments are included to explain any exceptions, if applicable.

- Matrix QC may not be reported if insufficient sample is provided or site-specific QC samples were not submitted. In these situations, to demonstrate precision and accuracy at a batch level, a LCS/LCSD may be performed, unless otherwise specified in the method.
- Surrogate and/or isotope dilution analyte recoveries (if applicable) which are outside of the QC window are confirmed unless attributed to a dilution or otherwise noted in the narrative.

Regulated compliance samples (e.g. SDWA, NPDES) must comply with the associated agency requirements/permits.

Receipt

The samples were received on 5/9/2025 6:18 PM. Unless otherwise noted below, the samples arrived in good condition, and, where required, properly preserved and on ice. The temperatures of the 3 coolers at receipt time were 1.5°C, 2.0°C and 2.0°C.

GC/MS VOA

Method 8260D: Insufficient sample volume was available to perform a matrix spike/matrix spike duplicate/sample duplicate (MS/MSD/DUP) associated with analytical batch 240-656030.

No additional analytical or quality issues were noted, other than those described above or in the Definitions/ Glossary page.

Eurofins Cleveland

Method Summary

Client: Arcadis US Inc.
Project/Site: Ford LTP

Job ID: 240-224123-1

| Method | Method Description | Protocol | Laboratory |
|-----------|-------------------------------------|----------|------------|
| 8260D | Volatile Organic Compounds by GC/MS | SW846 | EET CLE |
| 8260D SIM | Volatile Organic Compounds (GC/MS) | SW846 | EET CLE |
| 5030C | Purge and Trap | SW846 | EET CLE |

Protocol References:

SW846 = "Test Methods For Evaluating Solid Waste, Physical/Chemical Methods", Third Edition, November 1986 And Its Updates.

Laboratory References:

EET CLE = Eurofins Cleveland, 180 S. Van Buren Avenue, Barberton, OH 44203, TEL (330)497-9396



Sample Summary

Client: Arcadis US Inc.
Project/Site: Ford LTP

Job ID: 240-224123-1

| Lab Sample ID | Client Sample ID | Matrix | Collected | Received |
|---------------|------------------|--------|----------------|----------------|
| 240-224123-1 | TRIP BLANK_66 | Water | 05/06/25 00:00 | 05/09/25 18:18 |
| 240-224123-2 | MW-109S_050625 | Water | 05/06/25 11:30 | 05/09/25 18:18 |

- 1
- 2
- 3
- 4
- 5
- 6
- 7
- 8
- 9
- 10
- 11
- 12
- 13
- 14

Detection Summary

Client: Arcadis US Inc.
Project/Site: Ford LTP

Job ID: 240-224123-1

Client Sample ID: TRIP BLANK_66

Lab Sample ID: 240-224123-1

No Detections.

Client Sample ID: MW-109S_050625

Lab Sample ID: 240-224123-2

No Detections.

- 1
- 2
- 3
- 4
- 5
- 6
- 7
- 8
- 9
- 10
- 11
- 12
- 13
- 14

This Detection Summary does not include radiochemical test results.

Eurofins Cleveland

Client Sample Results

Client: Arcadis US Inc.
Project/Site: Ford LTP

Job ID: 240-224123-1

Client Sample ID: TRIP BLANK_66

Lab Sample ID: 240-224123-1

Date Collected: 05/06/25 00:00

Matrix: Water

Date Received: 05/09/25 18:18

Method: SW846 8260D - Volatile Organic Compounds by GC/MS

| Analyte | Result | Qualifier | RL | MDL | Unit | D | Prepared | Analyzed | Dil Fac |
|--------------------------|--------|-----------|-----|------|------|---|----------|----------------|---------|
| 1,1-Dichloroethene | 1.0 | U | 1.0 | 0.49 | ug/L | | | 05/14/25 17:50 | 1 |
| cis-1,2-Dichloroethene | 1.0 | U | 1.0 | 0.46 | ug/L | | | 05/14/25 17:50 | 1 |
| Tetrachloroethene | 1.0 | U | 1.0 | 0.44 | ug/L | | | 05/14/25 17:50 | 1 |
| trans-1,2-Dichloroethene | 1.0 | U | 1.0 | 0.51 | ug/L | | | 05/14/25 17:50 | 1 |
| Trichloroethene | 1.0 | U | 1.0 | 0.44 | ug/L | | | 05/14/25 17:50 | 1 |
| Vinyl chloride | 1.0 | U | 1.0 | 0.45 | ug/L | | | 05/14/25 17:50 | 1 |

| Surrogate | %Recovery | Qualifier | Limits | Prepared | Analyzed | Dil Fac |
|------------------------------|-----------|-----------|----------|----------|----------------|---------|
| 1,2-Dichloroethane-d4 (Surr) | 106 | | 62 - 137 | | 05/14/25 17:50 | 1 |
| 4-Bromofluorobenzene (Surr) | 88 | | 56 - 136 | | 05/14/25 17:50 | 1 |
| Toluene-d8 (Surr) | 99 | | 78 - 122 | | 05/14/25 17:50 | 1 |
| Dibromofluoromethane (Surr) | 106 | | 73 - 120 | | 05/14/25 17:50 | 1 |

Client Sample Results

Client: Arcadis US Inc.
Project/Site: Ford LTP

Job ID: 240-224123-1

Client Sample ID: MW-109S_050625

Lab Sample ID: 240-224123-2

Date Collected: 05/06/25 11:30

Matrix: Water

Date Received: 05/09/25 18:18

Method: SW846 8260D SIM - Volatile Organic Compounds (GC/MS)

| Analyte | Result | Qualifier | RL | MDL | Unit | D | Prepared | Analyzed | Dil Fac |
|------------------------------|-----------|-----------|----------|------|------|---|----------|----------------|---------|
| 1,4-Dioxane | 2.0 | U | 2.0 | 0.86 | ug/L | | | 05/14/25 02:46 | 1 |
| Surrogate | %Recovery | Qualifier | Limits | | | | Prepared | Analyzed | Dil Fac |
| 1,2-Dichloroethane-d4 (Surr) | 78 | | 68 - 127 | | | | | 05/14/25 02:46 | 1 |

Method: SW846 8260D - Volatile Organic Compounds by GC/MS

| Analyte | Result | Qualifier | RL | MDL | Unit | D | Prepared | Analyzed | Dil Fac |
|------------------------------|-----------|-----------|----------|------|------|---|----------|----------------|---------|
| 1,1-Dichloroethene | 1.0 | U | 1.0 | 0.49 | ug/L | | | 05/15/25 03:57 | 1 |
| cis-1,2-Dichloroethene | 1.0 | U | 1.0 | 0.46 | ug/L | | | 05/15/25 03:57 | 1 |
| Tetrachloroethene | 1.0 | U | 1.0 | 0.44 | ug/L | | | 05/15/25 03:57 | 1 |
| trans-1,2-Dichloroethene | 1.0 | U | 1.0 | 0.51 | ug/L | | | 05/15/25 03:57 | 1 |
| Trichloroethene | 1.0 | U | 1.0 | 0.44 | ug/L | | | 05/15/25 03:57 | 1 |
| Vinyl chloride | 1.0 | U | 1.0 | 0.45 | ug/L | | | 05/15/25 03:57 | 1 |
| Surrogate | %Recovery | Qualifier | Limits | | | | Prepared | Analyzed | Dil Fac |
| 1,2-Dichloroethane-d4 (Surr) | 112 | | 62 - 137 | | | | | 05/15/25 03:57 | 1 |
| 4-Bromofluorobenzene (Surr) | 91 | | 56 - 136 | | | | | 05/15/25 03:57 | 1 |
| Toluene-d8 (Surr) | 99 | | 78 - 122 | | | | | 05/15/25 03:57 | 1 |
| Dibromofluoromethane (Surr) | 112 | | 73 - 120 | | | | | 05/15/25 03:57 | 1 |

Surrogate Summary

Client: Arcadis US Inc.
Project/Site: Ford LTP

Job ID: 240-224123-1

Method: 8260D - Volatile Organic Compounds by GC/MS

Matrix: Water

Prep Type: Total/NA

| Lab Sample ID | Client Sample ID | Percent Surrogate Recovery (Acceptance Limits) | | | |
|--------------------|------------------------|--|-----------------|-----------------|------------------|
| | | DCA (62-137) | BFB (56-136) | TOL (78-122) | DBFM (73-120) |
| 240-224118-C-2 MS | Matrix Spike | 104 | 107 | 105 | 106 |
| 240-224118-C-2 MSD | Matrix Spike Duplicate | 105 | 108 | 106 | 107 |
| 240-224123-1 | TRIP BLANK_66 | 106 | 88 | 99 | 106 |
| 240-224123-2 | MW-109S_050625 | 112 | 91 | 99 | 112 |
| LCS 240-655945/5 | Lab Control Sample | 102 | 109 | 106 | 102 |
| LCS 240-656030/2 | Lab Control Sample | 98 | 103 | 100 | 99 |
| LCSD 240-656030/3 | Lab Control Sample Dup | 103 | 108 | 106 | 107 |
| MB 240-655945/10 | Method Blank | 111 | 100 | 103 | 108 |
| MB 240-656030/7 | Method Blank | 103 | 86 | 93 | 105 |

Surrogate Legend

DCA = 1,2-Dichloroethane-d4 (Surr)
BFB = 4-Bromofluorobenzene (Surr)
TOL = Toluene-d8 (Surr)
DBFM = Dibromofluoromethane (Surr)

Method: 8260D SIM - Volatile Organic Compounds (GC/MS)

Matrix: Water

Prep Type: Total/NA

| Lab Sample ID | Client Sample ID | Percent Surrogate Recovery (Acceptance Limits) |
|--------------------|------------------------|--|
| | | DCA (68-127) |
| 240-224123-2 | MW-109S_050625 | 78 |
| 240-224130-E-2 MS | Matrix Spike | 79 |
| 240-224130-E-2 MSD | Matrix Spike Duplicate | 83 |
| LCS 240-655848/2 | Lab Control Sample | 80 |
| MB 240-655848/4 | Method Blank | 80 |

Surrogate Legend

DCA = 1,2-Dichloroethane-d4 (Surr)

QC Sample Results

Client: Arcadis US Inc.
Project/Site: Ford LTP

Job ID: 240-224123-1

Method: 8260D - Volatile Organic Compounds by GC/MS

Lab Sample ID: MB 240-655945/10

Matrix: Water

Analysis Batch: 655945

Client Sample ID: Method Blank

Prep Type: Total/NA

| Analyte | MB | MB | RL | MDL | Unit | D | Prepared | Analyzed | Dil Fac |
|--------------------------|--------|-----------|-----|------|------|---|----------|----------------|---------|
| | Result | Qualifier | | | | | | | |
| 1,1-Dichloroethene | 1.0 | U | 1.0 | 0.49 | ug/L | | | 05/14/25 13:19 | 1 |
| cis-1,2-Dichloroethene | 1.0 | U | 1.0 | 0.46 | ug/L | | | 05/14/25 13:19 | 1 |
| Tetrachloroethene | 1.0 | U | 1.0 | 0.44 | ug/L | | | 05/14/25 13:19 | 1 |
| trans-1,2-Dichloroethene | 1.0 | U | 1.0 | 0.51 | ug/L | | | 05/14/25 13:19 | 1 |
| Trichloroethene | 1.0 | U | 1.0 | 0.44 | ug/L | | | 05/14/25 13:19 | 1 |
| Vinyl chloride | 1.0 | U | 1.0 | 0.45 | ug/L | | | 05/14/25 13:19 | 1 |

| Surrogate | MB | MB | Limits | Prepared | Analyzed | Dil Fac |
|------------------------------|-----------|-----------|----------|----------|----------------|---------|
| | %Recovery | Qualifier | | | | |
| 1,2-Dichloroethane-d4 (Surr) | 111 | | 62 - 137 | | 05/14/25 13:19 | 1 |
| 4-Bromofluorobenzene (Surr) | 100 | | 56 - 136 | | 05/14/25 13:19 | 1 |
| Toluene-d8 (Surr) | 103 | | 78 - 122 | | 05/14/25 13:19 | 1 |
| Dibromofluoromethane (Surr) | 108 | | 73 - 120 | | 05/14/25 13:19 | 1 |

Lab Sample ID: LCS 240-655945/5

Matrix: Water

Analysis Batch: 655945

Client Sample ID: Lab Control Sample

Prep Type: Total/NA

| Analyte | Spike Added | LCS | LCS | Unit | D | %Rec | %Rec Limits |
|--------------------------|-------------|--------|-----------|------|---|------|-------------|
| | | Result | Qualifier | | | | |
| 1,1-Dichloroethene | 20.0 | 19.1 | | ug/L | | 96 | 63 - 134 |
| cis-1,2-Dichloroethene | 20.0 | 19.0 | | ug/L | | 95 | 77 - 123 |
| Tetrachloroethene | 20.0 | 19.0 | | ug/L | | 95 | 76 - 123 |
| trans-1,2-Dichloroethene | 20.0 | 19.2 | | ug/L | | 96 | 75 - 124 |
| Trichloroethene | 20.0 | 18.3 | | ug/L | | 92 | 70 - 122 |
| Vinyl chloride | 20.0 | 15.9 | | ug/L | | 79 | 60 - 144 |

| Surrogate | LCS | LCS | Limits |
|------------------------------|-----------|-----------|----------|
| | %Recovery | Qualifier | |
| 1,2-Dichloroethane-d4 (Surr) | 102 | | 62 - 137 |
| 4-Bromofluorobenzene (Surr) | 109 | | 56 - 136 |
| Toluene-d8 (Surr) | 106 | | 78 - 122 |
| Dibromofluoromethane (Surr) | 102 | | 73 - 120 |

Lab Sample ID: 240-224118-C-2 MS

Matrix: Water

Analysis Batch: 655945

Client Sample ID: Matrix Spike

Prep Type: Total/NA

| Analyte | Sample | Sample | Spike Added | MS | MS | Unit | D | %Rec | %Rec Limits |
|--------------------------|--------|-----------|-------------|--------|-----------|------|---|------|-------------|
| | Result | Qualifier | | Result | Qualifier | | | | |
| 1,1-Dichloroethene | 1.0 | U | 20.0 | 19.4 | | ug/L | | 97 | 56 - 135 |
| cis-1,2-Dichloroethene | 1.0 | U | 20.0 | 19.6 | | ug/L | | 98 | 66 - 128 |
| Tetrachloroethene | 1.0 | U | 20.0 | 18.3 | | ug/L | | 92 | 62 - 131 |
| trans-1,2-Dichloroethene | 1.0 | U | 20.0 | 19.7 | | ug/L | | 98 | 56 - 136 |
| Trichloroethene | 1.0 | U | 20.0 | 17.3 | | ug/L | | 86 | 61 - 124 |
| Vinyl chloride | 1.0 | U | 20.0 | 16.4 | | ug/L | | 82 | 43 - 157 |

| Surrogate | MS | MS | Limits |
|------------------------------|-----------|-----------|----------|
| | %Recovery | Qualifier | |
| 1,2-Dichloroethane-d4 (Surr) | 104 | | 62 - 137 |
| 4-Bromofluorobenzene (Surr) | 107 | | 56 - 136 |
| Toluene-d8 (Surr) | 105 | | 78 - 122 |

Eurofins Cleveland

QC Sample Results

Client: Arcadis US Inc.
Project/Site: Ford LTP

Job ID: 240-224123-1

Method: 8260D - Volatile Organic Compounds by GC/MS (Continued)

Lab Sample ID: 240-224118-C-2 MS

Matrix: Water

Analysis Batch: 655945

Client Sample ID: Matrix Spike

Prep Type: Total/NA

| Surrogate | %Recovery | MS MS Qualifier | Limits |
|-----------------------------|-----------|--------------------|----------|
| Dibromofluoromethane (Surr) | 106 | | 73 - 120 |

Lab Sample ID: 240-224118-C-2 MSD

Matrix: Water

Analysis Batch: 655945

Client Sample ID: Matrix Spike Duplicate

Prep Type: Total/NA

| Analyte | Sample Result | Sample Qualifier | Spike Added | MSD Result | MSD Qualifier | Unit | D | %Rec | %Rec Limits | RPD | RPD Limit |
|--------------------------|---------------|------------------|-------------|------------|---------------|------|---|------|-------------|-----|-----------|
| 1,1-Dichloroethene | 1.0 | U | 20.0 | 19.6 | | ug/L | | 98 | 56 - 135 | 1 | 26 |
| cis-1,2-Dichloroethene | 1.0 | U | 20.0 | 19.6 | | ug/L | | 98 | 66 - 128 | 0 | 14 |
| Tetrachloroethene | 1.0 | U | 20.0 | 18.5 | | ug/L | | 92 | 62 - 131 | 1 | 20 |
| trans-1,2-Dichloroethene | 1.0 | U | 20.0 | 19.7 | | ug/L | | 98 | 56 - 136 | 0 | 15 |
| Trichloroethene | 1.0 | U | 20.0 | 17.3 | | ug/L | | 87 | 61 - 124 | 0 | 15 |
| Vinyl chloride | 1.0 | U | 20.0 | 15.9 | | ug/L | | 79 | 43 - 157 | 3 | 24 |

| Surrogate | %Recovery | MSD MSD Qualifier | Limits |
|------------------------------|-----------|----------------------|----------|
| 1,2-Dichloroethane-d4 (Surr) | 105 | | 62 - 137 |
| 4-Bromofluorobenzene (Surr) | 108 | | 56 - 136 |
| Toluene-d8 (Surr) | 106 | | 78 - 122 |
| Dibromofluoromethane (Surr) | 107 | | 73 - 120 |

Lab Sample ID: MB 240-656030/7

Matrix: Water

Analysis Batch: 656030

Client Sample ID: Method Blank

Prep Type: Total/NA

| Analyte | MB Result | MB Qualifier | RL | MDL | Unit | D | Prepared | Analyzed | Dil Fac |
|--------------------------|-----------|--------------|-----|------|------|---|----------|----------------|---------|
| 1,1-Dichloroethene | 1.0 | U | 1.0 | 0.49 | ug/L | | | 05/15/25 00:25 | 1 |
| cis-1,2-Dichloroethene | 1.0 | U | 1.0 | 0.46 | ug/L | | | 05/15/25 00:25 | 1 |
| Tetrachloroethene | 1.0 | U | 1.0 | 0.44 | ug/L | | | 05/15/25 00:25 | 1 |
| trans-1,2-Dichloroethene | 1.0 | U | 1.0 | 0.51 | ug/L | | | 05/15/25 00:25 | 1 |
| Trichloroethene | 1.0 | U | 1.0 | 0.44 | ug/L | | | 05/15/25 00:25 | 1 |
| Vinyl chloride | 1.0 | U | 1.0 | 0.45 | ug/L | | | 05/15/25 00:25 | 1 |

| Surrogate | %Recovery | MB MB Qualifier | Limits | Prepared | Analyzed | Dil Fac |
|------------------------------|-----------|--------------------|----------|----------|----------------|---------|
| 1,2-Dichloroethane-d4 (Surr) | 103 | | 62 - 137 | | 05/15/25 00:25 | 1 |
| 4-Bromofluorobenzene (Surr) | 86 | | 56 - 136 | | 05/15/25 00:25 | 1 |
| Toluene-d8 (Surr) | 93 | | 78 - 122 | | 05/15/25 00:25 | 1 |
| Dibromofluoromethane (Surr) | 105 | | 73 - 120 | | 05/15/25 00:25 | 1 |

Lab Sample ID: LCS 240-656030/2

Matrix: Water

Analysis Batch: 656030

Client Sample ID: Lab Control Sample

Prep Type: Total/NA

| Analyte | Spike Added | LCS Result | LCS Qualifier | Unit | D | %Rec | %Rec Limits |
|--------------------------|-------------|------------|---------------|------|---|------|-------------|
| 1,1-Dichloroethene | 20.0 | 19.0 | | ug/L | | 95 | 63 - 134 |
| cis-1,2-Dichloroethene | 20.0 | 19.9 | | ug/L | | 99 | 77 - 123 |
| Tetrachloroethene | 20.0 | 17.3 | | ug/L | | 87 | 76 - 123 |
| trans-1,2-Dichloroethene | 20.0 | 19.3 | | ug/L | | 96 | 75 - 124 |
| Trichloroethene | 20.0 | 18.1 | | ug/L | | 90 | 70 - 122 |

Eurofins Cleveland

QC Sample Results

Client: Arcadis US Inc.
Project/Site: Ford LTP

Job ID: 240-224123-1

Method: 8260D - Volatile Organic Compounds by GC/MS (Continued)

Lab Sample ID: LCS 240-656030/2

Matrix: Water

Analysis Batch: 656030

Client Sample ID: Lab Control Sample

Prep Type: Total/NA

| Analyte | Spike Added | LCS Result | LCS Qualifier | Unit | D | %Rec | %Rec Limits |
|----------------|-------------|------------|---------------|------|---|------|-------------|
| Vinyl chloride | 20.0 | 15.1 | | ug/L | | 76 | 60 - 144 |

| Surrogate | LCS %Recovery | LCS Qualifier | Limits |
|------------------------------|---------------|---------------|----------|
| 1,2-Dichloroethane-d4 (Surr) | 98 | | 62 - 137 |
| 4-Bromofluorobenzene (Surr) | 103 | | 56 - 136 |
| Toluene-d8 (Surr) | 100 | | 78 - 122 |
| Dibromofluoromethane (Surr) | 99 | | 73 - 120 |

Lab Sample ID: LCSD 240-656030/3

Matrix: Water

Analysis Batch: 656030

Client Sample ID: Lab Control Sample Dup

Prep Type: Total/NA

| Analyte | Spike Added | LCSD Result | LCSD Qualifier | Unit | D | %Rec | %Rec Limits | RPD | RPD Limit |
|--------------------------|-------------|-------------|----------------|------|---|------|-------------|-----|-----------|
| 1,1-Dichloroethene | 20.0 | 21.7 | | ug/L | | 109 | 63 - 134 | 13 | 35 |
| cis-1,2-Dichloroethene | 20.0 | 20.4 | | ug/L | | 102 | 77 - 123 | 3 | 35 |
| Tetrachloroethene | 20.0 | 18.2 | | ug/L | | 91 | 76 - 123 | 5 | 35 |
| trans-1,2-Dichloroethene | 20.0 | 20.9 | | ug/L | | 105 | 75 - 124 | 8 | 35 |
| Trichloroethene | 20.0 | 18.4 | | ug/L | | 92 | 70 - 122 | 2 | 35 |
| Vinyl chloride | 20.0 | 17.0 | | ug/L | | 85 | 60 - 144 | 12 | 35 |

| Surrogate | LCSD %Recovery | LCSD Qualifier | Limits |
|------------------------------|----------------|----------------|----------|
| 1,2-Dichloroethane-d4 (Surr) | 103 | | 62 - 137 |
| 4-Bromofluorobenzene (Surr) | 108 | | 56 - 136 |
| Toluene-d8 (Surr) | 106 | | 78 - 122 |
| Dibromofluoromethane (Surr) | 107 | | 73 - 120 |

Method: 8260D SIM - Volatile Organic Compounds (GC/MS)

Lab Sample ID: MB 240-655848/4

Matrix: Water

Analysis Batch: 655848

Client Sample ID: Method Blank

Prep Type: Total/NA

| Analyte | MB Result | MB Qualifier | RL | MDL | Unit | D | Prepared | Analyzed | Dil Fac |
|-------------|-----------|--------------|-----|------|------|---|----------|----------------|---------|
| 1,4-Dioxane | 2.0 | U | 2.0 | 0.86 | ug/L | | | 05/14/25 00:01 | 1 |

| Surrogate | MB %Recovery | MB Qualifier | Limits | Prepared | Analyzed | Dil Fac |
|------------------------------|--------------|--------------|----------|----------|----------------|---------|
| 1,2-Dichloroethane-d4 (Surr) | 80 | | 68 - 127 | | 05/14/25 00:01 | 1 |

Lab Sample ID: LCS 240-655848/2

Matrix: Water

Analysis Batch: 655848

Client Sample ID: Lab Control Sample

Prep Type: Total/NA

| Analyte | Spike Added | LCS Result | LCS Qualifier | Unit | D | %Rec | %Rec Limits |
|-------------|-------------|------------|---------------|------|---|------|-------------|
| 1,4-Dioxane | 10.0 | 8.87 | | ug/L | | 89 | 75 - 121 |

| Surrogate | LCS %Recovery | LCS Qualifier | Limits |
|------------------------------|---------------|---------------|----------|
| 1,2-Dichloroethane-d4 (Surr) | 80 | | 68 - 127 |

Eurofins Cleveland

QC Sample Results

Client: Arcadis US Inc.
Project/Site: Ford LTP

Job ID: 240-224123-1

Method: 8260D SIM - Volatile Organic Compounds (GC/MS) (Continued)

Lab Sample ID: 240-224130-E-2 MS

Client Sample ID: Matrix Spike

Matrix: Water

Prep Type: Total/NA

Analysis Batch: 655848

| Analyte | Sample Result | Sample Qualifier | Spike Added | MS Result | MS Qualifier | Unit | D | %Rec | %Rec Limits | |
|------------------------------|------------------|---------------------|------------------|-----------|--------------|------|---|------|-------------|--|
| 1,4-Dioxane | 2.0 | U | 10.0 | 9.76 | | ug/L | | 98 | 20 - 180 | |
| Surrogate | %Recovery | MS Qualifier | MS Limits | | | | | | | |
| 1,2-Dichloroethane-d4 (Surr) | 79 | | 68 - 127 | | | | | | | |

Lab Sample ID: 240-224130-E-2 MSD

Client Sample ID: Matrix Spike Duplicate

Matrix: Water

Prep Type: Total/NA

Analysis Batch: 655848

| Analyte | Sample Result | Sample Qualifier | Spike Added | MSD Result | MSD Qualifier | Unit | D | %Rec | %Rec Limits | RPD | RPD Limit |
|------------------------------|------------------|----------------------|-------------------|------------|---------------|------|---|------|-------------|-----|-----------|
| 1,4-Dioxane | 2.0 | U | 10.0 | 9.74 | | ug/L | | 97 | 20 - 180 | 0 | 20 |
| Surrogate | %Recovery | MSD Qualifier | MSD Limits | | | | | | | | |
| 1,2-Dichloroethane-d4 (Surr) | 83 | | 68 - 127 | | | | | | | | |

QC Association Summary

Client: Arcadis US Inc.
Project/Site: Ford LTP

Job ID: 240-224123-1

GC/MS VOA

Analysis Batch: 655848

| Lab Sample ID | Client Sample ID | Prep Type | Matrix | Method | Prep Batch |
|--------------------|------------------------|-----------|--------|-----------|------------|
| 240-224123-2 | MW-109S_050625 | Total/NA | Water | 8260D SIM | |
| MB 240-655848/4 | Method Blank | Total/NA | Water | 8260D SIM | |
| LCS 240-655848/2 | Lab Control Sample | Total/NA | Water | 8260D SIM | |
| 240-224130-E-2 MS | Matrix Spike | Total/NA | Water | 8260D SIM | |
| 240-224130-E-2 MSD | Matrix Spike Duplicate | Total/NA | Water | 8260D SIM | |

Analysis Batch: 655945

| Lab Sample ID | Client Sample ID | Prep Type | Matrix | Method | Prep Batch |
|--------------------|------------------------|-----------|--------|--------|------------|
| 240-224123-1 | TRIP BLANK_66 | Total/NA | Water | 8260D | |
| MB 240-655945/10 | Method Blank | Total/NA | Water | 8260D | |
| LCS 240-655945/5 | Lab Control Sample | Total/NA | Water | 8260D | |
| 240-224118-C-2 MS | Matrix Spike | Total/NA | Water | 8260D | |
| 240-224118-C-2 MSD | Matrix Spike Duplicate | Total/NA | Water | 8260D | |

Analysis Batch: 656030

| Lab Sample ID | Client Sample ID | Prep Type | Matrix | Method | Prep Batch |
|-------------------|------------------------|-----------|--------|--------|------------|
| 240-224123-2 | MW-109S_050625 | Total/NA | Water | 8260D | |
| MB 240-656030/7 | Method Blank | Total/NA | Water | 8260D | |
| LCS 240-656030/2 | Lab Control Sample | Total/NA | Water | 8260D | |
| LCSD 240-656030/3 | Lab Control Sample Dup | Total/NA | Water | 8260D | |

Lab Chronicle

Client: Arcadis US Inc.
Project/Site: Ford LTP

Job ID: 240-224123-1

Client Sample ID: TRIP BLANK_66

Lab Sample ID: 240-224123-1

Date Collected: 05/06/25 00:00

Matrix: Water

Date Received: 05/09/25 18:18

| Prep Type | Batch Type | Batch Method | Run | Dilution Factor | Batch Number | Analyst | Lab | Prepared or Analyzed |
|-----------|------------|--------------|-----|-----------------|--------------|---------|---------|----------------------|
| Total/NA | Analysis | 8260D | | 1 | 655945 | AJS | EET CLE | 05/14/25 17:50 |

Client Sample ID: MW-109S_050625

Lab Sample ID: 240-224123-2

Date Collected: 05/06/25 11:30

Matrix: Water

Date Received: 05/09/25 18:18

| Prep Type | Batch Type | Batch Method | Run | Dilution Factor | Batch Number | Analyst | Lab | Prepared or Analyzed |
|-----------|------------|--------------|-----|-----------------|--------------|---------|---------|----------------------|
| Total/NA | Analysis | 8260D | | 1 | 656030 | AJS | EET CLE | 05/15/25 03:57 |
| Total/NA | Analysis | 8260D SIM | | 1 | 655848 | R5XG | EET CLE | 05/14/25 02:46 |

Laboratory References:

EET CLE = Eurofins Cleveland, 180 S. Van Buren Avenue, Barberton, OH 44203, TEL (330)497-9396

- 1
- 2
- 3
- 4
- 5
- 6
- 7
- 8
- 9
- 10
- 11
- 12
- 13
- 14

Accreditation/Certification Summary

Client: Arcadis US Inc.
Project/Site: Ford LTP

Job ID: 240-224123-1

Laboratory: Eurofins Cleveland


All accreditations/certifications held by this laboratory are listed. Not all accreditations/certifications are applicable to this report.

| Authority | Program | Identification Number | Expiration Date |
|--------------------|---------------------|-----------------------|-----------------|
| Connecticut | State | PH-0806 | 12-31-26 |
| Georgia | State | 4062 | 02-27-26 |
| Illinois | NELAP | 200004 | 08-31-25 |
| Iowa | State | 421 | 06-01-25 |
| Kansas | NELAP | E-10336 | 01-31-26 |
| Kentucky (UST) | State | 112225 | 02-28-26 |
| Kentucky (WW) | State | KY98016 | 12-31-25 |
| Minnesota | NELAP | 039-999-348 | 12-31-25 |
| New Hampshire | NELAP | 225024 | 09-30-25 |
| New Jersey | NELAP | OH001 | 07-03-25 |
| New York | NELAP | 10975 | 04-01-26 |
| North Dakota | State | R-244 | 02-27-26 |
| Ohio | State | 8303 | 11-04-25 |
| Ohio VAP | State | ORELAP 4062 | 02-28-26 |
| Oregon | NELAP | 4062 | 02-27-26 |
| Pennsylvania | NELAP | 68-00340 | 08-31-25 |
| Texas | NELAP | T104704517-22-19 | 08-31-25 |
| US Fish & Wildlife | US Federal Programs | A26406 | 02-28-26 |
| USDA | US Federal Programs | P330-18-00281 | 01-05-27 |
| Virginia | NELAP | 460175 | 09-14-25 |
| West Virginia DEP | State | 210 | 12-31-25 |
| Wisconsin | State | 399167560 | 08-31-25 |

Chain of Custody Record

3/32

TestAmerica Laboratory location: Farmington Hills — 38855 Hills Tech Drive, Suite 600, Farmington Hills 48331

| Client Contact | | | Regulatory program: <input type="checkbox"/> DW <input type="checkbox"/> NPDES <input type="checkbox"/> RCRA <input type="checkbox"/> Other | | | | | | | | | | | | | TestAmerica Laboratories, Inc. | | | | | | | | |
|--|-----------------------------|---------------------------------|---|-----------------------------|---------------------------------|-------|---|----------------------------|------|---|-----------------------------|------|-----------------------|--------------------|------------------|--------------------------------|---------------------|-----------|-----------|----------------------|-----------------------|---|------|--|
| Company Name: Arcadis | | | Client Project Manager: Megan Meckley | | | | Site Contact: Samantha Szaichler | | | | Lab Contact: Mike DelMonico | | | | COC No: | | | | | | | | | |
| Address: 28550 Cabot Drive, Suite 500 | | | Telephone: 248-994-2240 | | | | Telephone: 248-994-2240 | | | | Telephone: 330-497-9396 | | | | 1 of 1 COCs | | | | | | | | | |
| City/State/Zip: Novi, MI, 48377 | | | Email: megan.meckley@arcadis.com | | | | Analysis Turnaround Time | | | | Analyses | | | | For lab use only | | | | | | | | | |
| Phone: 248-994-2240 | | | Sampler Name: Noah Downie | | | | TAT if different from below | | | | | | | | Walk-in client | | | | | | | | | |
| Project Name: Ford LTP | | | Method of Shipment/Carrier: | | | | 10 day <input type="checkbox"/> 3 weeks <input type="checkbox"/> 2 weeks <input checked="" type="checkbox"/> 1 week <input type="checkbox"/> 2 days <input type="checkbox"/> 1 day <input type="checkbox"/> | | | | | | | | Lab sampling | | | | | | | | | |
| Project Number: 30251157.401.04 | | | Shipping/Tracking No: | | | | | | | | | | | | Job/SDG No: | | | | | | | | | |
| PO # US3460023914 | | | | | | | | | | | | | | | | | | | | | | | | |
| Sample Identification | Sample Date | Sample Time | Matrix | | | | | Containers & Preservatives | | | | | Filtered Sample (Y/N) | Composite-C/Grab-G | 1,1-DCE 8260D | cis-1,2-DCE 8260D | Trans-1,2-DCE 8260D | PCE 8260D | TCE 8260D | Vinyl Chloride 8260D | 1,4-Dioxane 8260D SIM | Sample Specific Notes / Special Instructions: | | |
| | | | Air | Aqueous | Sediment | Solid | Other: | H2SO4 | HNO3 | HCl | NaOH | ZnAc | | | | | | | | | | | NaOH | Unpres |
| TRIP BLANK_ <i>Cele</i> | --- | --- | 1 | | | | | 1 | | | | | | NG | X | X | X | X | X | X | | | | 1 Trip Blank |
| MW-1095_050625 | 05/06/25 | 11:30 | 6 | | | | | 6 | | | | | | NG | X | X | X | X | X | X | | | | 3 VOAs for 8260D 3 VOAs for 8260D SIM |
| <p><i>NO 05/06/25</i></p>  <p>240-224123 COC</p> | | | | | | | | | | | | | | | | | | | | | | | | |
| Possible Hazard Identification | | | | | | | | | | Sample Disposal (A fee may be assessed if samples are retained longer than 1 month) | | | | | | | | | | | | | | |
| <input checked="" type="checkbox"/> Non-Hazard <input type="checkbox"/> Flammable <input type="checkbox"/> Irritant <input type="checkbox"/> Poison B <input type="checkbox"/> Unknown | | | | | | | | | | <input type="checkbox"/> Return to Client <input checked="" type="checkbox"/> Disposal By Lab <input type="checkbox"/> Archive For _____ Months | | | | | | | | | | | | | | |
| Special Instructions/QC Requirements & Comments: <i>Beacon St. 34990 Beacon</i> | | | | | | | | | | | | | | | | | | | | | | | | |
| Submit all results through Cadena at jtomalia@cadenaco.com , Cadena #E203728 Level IV Reporting requested. | | | | | | | | | | | | | | | | | | | | | | | | |
| Relinquished by: <i>Noah Downie</i> | Company: <i>Arcadis</i> | Date/Time: <i>05/06/25 1710</i> | Received by: <i>Novi cold storage</i> | Company: <i>Arcadis</i> | Date/Time: <i>05/06/25 1710</i> | | | | | | | | | | | | | | | | | | | |
| Relinquished by: <i>J. Martin</i> | Company: <i>ARCADIS</i> | Date/Time: <i>5/8/25 1627</i> | Received by: <i>[Signature]</i> | Company: <i>[Signature]</i> | Date/Time: <i>5/8/25 1630</i> | | | | | | | | | | | | | | | | | | | |
| Relinquished by: <i>[Signature]</i> | Company: <i>[Signature]</i> | Date/Time: <i>5/8/25 1700</i> | Received in Laboratory by: <i>[Signature]</i> | Company: <i>EUR</i> | Date/Time: <i>5/12/25 800</i> | | | | | | | | | | | | | | | | | | | |

©2008 TestAmerica Laboratories, Inc. All rights reserved. TestAmerica & Design are trademarks of TestAmerica Laboratories, Inc.

1
2
3
4
5
6
7
8
9
10
11
12
13
14

Eurofins - Cleveland Sample Receipt Form/Narrative Eogin # _____
 Barberton Facility

Client Arca015 Site Name _____
 Cooler Received on 5/19/25 Opened on 5/19/25 Cooler unpacked by: W Martin

FedEx: 1st Grd. Exp. UPS FAS Waypoint Client Drop Off Eurofins Courier Other _____
 Receipt After-hours Drop-off Date/Time _____ Storage Location _____

Eurofins Cooler # EC Foam Box _____ Client Cooler _____ Box _____ Other _____
 Packing material used. Bubble Wrap Foam _____ Plastic Bag _____ None _____ Other _____
 COOLANT: Water Blue Ice _____ Dry Ice _____ Water _____ None _____

1 Cooler temperature upon receipt _____ See Multiple Cooler Form
 IR GUN # 18 (CF -0 1 °C) Observed Cooler Temp. _____ °C Corrected Cooler Temp _____ °C

Tests that are not checked for pH by Receiving:
 VOAs
 Oil and Grease
 TOC

2. Were tamper/custody seals on the outside of the cooler(s)? If Yes Quantity 1
 - Were the seals on the outside of the cooler(s) signed & dated? Yes No NA
 - Were tamper/custody seals on the bottle(s) or bottle kits (LLHg/MeHg)? Yes No NA
 - Were tamper/custody seals intact and uncompromised? Yes No NA
- 3 Shippers' packing slip attached to the cooler(s)? Yes No
- 4 Did custody papers accompany the sample(s)? Yes No
- 5 Were the custody papers relinquished & signed in the appropriate place? Yes No
- 6 Was/were the person(s) who collected the samples clearly identified on the COC? Yes No
- 7 Did all bottles arrive in good condition (Unbroken)? Yes No
- 8 Could all bottle labels (ID/Date/Time) be reconciled with the COC? Yes No
- 9 For each sample, does the COC specify preservatives (Y/N), # of containers (Y/N), and sample type of grab/comp (Y/N)? Yes No
- 10 Were correct bottle(s) used for the test(s) indicated? Yes No
- 11 Sufficient quantity received to perform indicated analyses? Yes No
12. Are these work share samples and all listed on the COC? Yes No
- 13 Were all preserved sample(s) at the correct pH upon receipt? Yes No NA pH Strip Lot# HC457151
- 14 Were VOAs on the COC? Yes No
- 15 Were air bubbles >6 mm in any VOA vials? Yes No NA Larger than this
- 16 Was a VOA trip blank present in the cooler(s)? Trip Blank Lot # NA Yes No
- 17 Was a LL Hg or Me Hg trip blank present? Yes No

Contacted PM _____ Date _____ by _____ via Verbal Voice Mail Other _____
 Concerning _____

18 CHAIN OF CUSTODY & SAMPLE DISCREPANCIES additional next page Labeled by: _____
Labels Verified by _____

19 SAMPLE CONDITION
 Sample(s) _____ were received after the recommended holding time had expired.
 Sample(s) _____ were received in a broken container
 Sample(s) _____ were received with bubble >6 mm in diameter (Notify PM)

20. SAMPLE PRESERVATION
 Sample(s) _____ were further preserved in the laboratory
 Time preserved. _____ Preservative(s) added/Lot number(s) _____
 VOA Sample Preservation - Date/Time VOAs Frozen _____

Login # _____

Eurofins - Cleveland Sample Receipt Multiple Cooler Form

| Cooler Description (Circle) | IR Gun # (Circle) | Observed Temp °C | Corrected Temp °C | Coolant (Circle) |
|-----------------------------|---------------------|------------------|-------------------|---|
| EC Client box Other | IR GUN #: <u>18</u> | 28 | 21 | Wet Ice Blue Ice Dry Ice Water None |
| EC Client box Other | IR GUN #: <u>7</u> | 22 | 15 | Wet Ice Blue Ice Dry Ice Water None |
| EC Client box Other | IR GUN #: <u>7</u> | 27 | 20 | Wet Ice Blue Ice Dry Ice Water None |
| EC Client box Other | IR GUN #: _____ | | | Wet Ice Blue Ice Dry Ice Water None |
| EC Client box Other | IR GUN #: _____ | | | Wet Ice Blue Ice Dry Ice Water None |
| EC Client box Other | IR GUN #: _____ | | | Wet Ice Blue Ice Dry Ice Water None |
| EC Client box Other | IR GUN #: _____ | | | Wet Ice Blue Ice Dry Ice Water None |
| EC Client box Other | IR GUN #: _____ | | | Wet Ice Blue Ice Dry Ice Water None |
| EC Client box Other | IR GUN #: _____ | | | Wet Ice Blue Ice Dry Ice Water None |
| EC Client box Other | IR GUN #: _____ | | | Wet Ice Blue Ice Dry Ice Water None |
| EC Client box Other | IR GUN #: _____ | | | Wet Ice Blue Ice Dry Ice Water None |
| EC Client box Other | IR GUN #: _____ | | | Wet Ice Blue Ice Dry Ice Water None |
| EC Client box Other | IR GUN #: _____ | | | Wet Ice Blue Ice Dry Ice Water None |
| EC Client box Other | IR GUN #: _____ | | | Wet Ice Blue Ice Dry Ice Water None |
| EC Client box Other | IR GUN #: _____ | | | Wet Ice Blue Ice Dry Ice Water None |
| EC Client box Other | IR GUN #: _____ | | | Wet Ice Blue Ice Dry Ice Water None |
| EC Client box Other | IR GUN #: _____ | | | Wet Ice Blue Ice Dry Ice Water None |
| EC Client box Other | IR GUN #: _____ | | | Wet Ice Blue Ice Dry Ice Water None |
| EC Client box Other | IR GUN #: _____ | | | Wet Ice Blue Ice Dry Ice Water None |
| EC Client box Other | IR GUN #: _____ | | | Wet Ice Blue Ice Dry Ice Water None |
| EC Client box Other | IR GUN #: _____ | | | Wet Ice Blue Ice Dry Ice Water None |
| EC Client box Other | IR GUN #: _____ | | | Wet Ice Blue Ice Dry Ice Water None |
| EC Client box Other | IR GUN #: _____ | | | Wet Ice Blue Ice Dry Ice Water None |
| EC Client box Other | IR GUN #: _____ | | | Wet Ice Blue Ice Dry Ice Water None |
| EC Client box Other | IR GUN #: _____ | | | Wet Ice Blue Ice Dry Ice Water None |
| EC Client box Other | IR GUN #: _____ | | | Wet Ice Blue Ice Dry Ice Water None |
| EC Client box Other | IR GUN #: _____ | | | Wet Ice Blue Ice Dry Ice Water None |
| EC Client box Other | IR GUN #: _____ | | | Wet Ice Blue Ice Dry Ice Water None |
| EC Client box Other | IR GUN #: _____ | | | Wet Ice Blue Ice Dry Ice Water None |

See Temperature Excursion Form



Temperature readings

| <u>Client Sample ID</u> | <u>Lab ID</u> | <u>Container Type</u> | <u>Container pH</u> | <u>Container Temp</u> | <u>Preservation Added</u> | <u>Preservation Lot Number</u> |
|-------------------------|----------------|-----------------------------------|---------------------|-----------------------|---------------------------|--------------------------------|
| TRIP BLANK_66 | 240-224123-A-1 | Voa Vial 40ml - Hydrochloric Acid | | | | |
| MW-109S_050625 | 240-224123-A-2 | Voa Vial 40ml - Hydrochloric Acid | | | | |
| MW-109S_050625 | 240-224123-B-2 | Voa Vial 40ml - Hydrochloric Acid | | | | |
| MW-109S_050625 | 240-224123-C-2 | Voa Vial 40ml - Hydrochloric Acid | | | | |
| MW-109S_050625 | 240-224123-D-2 | Voa Vial 40ml - Hydrochloric Acid | | | | |
| MW-109S_050625 | 240-224123-E-2 | Voa Vial 40ml - Hydrochloric Acid | | | | |
| MW-109S_050625 | 240-224123-F-2 | Voa Vial 40ml - Hydrochloric Acid | | | | |

DATA VERIFICATION REPORT



May 16, 2025

Megan Meckley
Arcadis
28550 Cabot Drive
Suite 500
Novi, MI US 48377

CADENA project ID: E203728

Project: Ford Livonia Transmission Plant - ON-SITE Soil Gas, Ground Water and Soil

Project number: 30251157.401.04 (vapor 301.04)

Event Specific Scope of Work References: Sample COC

Laboratory: Eurofins Environment Testing LLC - Cleveland

Laboratory submittal: 224123-1

Sample date: 2025-05-06

Report received by CADENA: 2025-05-15

Initial Data Verification completed by CADENA: 2025-05-16

Number of Samples:2

Sample Matrices:Water

Test Categories:GCMS VOC

Please see attached criteria report or sample result/qualified analytical result summary for qualifier flags assigned to sample data.

The following minor QC exceptions or missing information were noted:

GCMS VOC QC batch did not include MS/MSD recovery data due to insufficient sample volume available for spiking according to the laboratory submittal case narrative.

Sample/MS/MSD Surrogate Recovery, Blank/LCS Surrogate Recovery, LCS/LCD Recovery, LCS/LCD RPD, Blank Contamination and Hold Time Exception were reviewed as part of our verification.

Data verification for the report specified above was completed using the Ford Motor Company Environmental Laboratory Technical Specification, the CADENA Standard Operating Procedure for the Verification of Environmental Analytical Data and the associated analytical methods as references for evaluating the batch QC, sample data and report content. The EPA National Functional Guidelines for validating organic and inorganic data were used as guidance when addressing out of control QC results and the associated data qualifiers.

The definitions of the qualifiers used for this data package are defined in the analytical report. CADENA valid qualifiers are defined in the table below. To view and download a PDF copy of the laboratory analytical report access the CADENA CLMS at <http://clms.cadenaco.com/index.cfm>.

Please contact me if you have any questions.

Sincerely,

Jim Tomalia

Project Scientist

CADENA Valid Qualifiers

| Valid Qualifiers | Description |
|------------------|--|
| < | Less than the reported concentration. |
| > | Greater than the reported concentration. |
| B | The analyte / compound was detected in the associated blank. For Organic methods the sample concentration was greater than the RDL and less than 5x (or 10x for common lab contaminants) the blank concentration and is considered non-detect at the reported concentration. For Inorganic methods the sample concentration was greater than the RDL and less than 10x the blank concentration and is considered non-detect at the reported concentration. |
| E | The analyte / Compound reported exceeds the calibration range and is considered estimated. |
| EMPC | Estimated Minimum Potential Contamination - Dioxin/Furan analyses only. |
| J | Indicates an estimated value. This flag is used either when estimating a concentration for a tentatively identified compound or when the data indicates the presence of an analyte / compound but the result is less than the sample Quantitation limit, but greater than zero. The flag is also used in data validation to indicate a reported value should be considered estimated due to associated quality assurance deficiencies. |
| J- | The result is an estimated quantity, but the result may be biased low. |
| JB | NON-DETECT AT THE CONCENTRATION REPORTED AND ESTIMATED |
| JH | The sample result is considered estimated and is potentially biased high. |
| JL | The sample result is considered estimated and is potentially biased low. |
| JUB | NON-DETECT AT THE REPORTING LIMIT AND ESTIMATED |
| NJ | Tentatively identified compound with approximated concentration. |
| R | Indicates the value is considered to be unusable. (Note: The analyte / compound may or may not be present.) |
| TNTC | Too Numerous to Count - Asbestos and Microbiological Results. |
| U | Indicates that the analyte / compound was analyzed for, but not detected. |
| UB | The analyte / compound was detected in the associated blank. For Organic methods the sample concentration was less than the RDL and less than 5x (or 10x for common lab contaminants) the blank concentration and is considered non-detect at the RDL. For Inorganic methods the sample concentration was less than the RDL and less than 10x the blank concentration and is considered non-detect at the RDL. |
| UJ | The analyte / compound was not detected above the reported sample Quantitation limit. However, the Quantitation limit is considered to be approximate due to associated quality assurance results and may or may not represent the actual limit of Quantitation to accurately and precisely report the analyte in the sample. |

Analytical Results Summary

CADENA Project ID: E203728

Laboratory: Eurofins Environment Testing LLC - Cleveland

Laboratory Submittal: 224123-1

Sample Name: TRIP BLANK_66

MW-109S_050625

Lab Sample ID: 2402241231

2402241232

Sample Date: 5/6/2025

5/6/2025

| Analyte | Cas No. | Report | | Valid | Report | | Valid | | |
|--------------------------|----------|--------|-------|-------|-----------|--------|-------|-------|-----------|
| | | Result | Limit | Units | Qualifier | Result | Limit | Units | Qualifier |
| GC/MS VOC | | | | | | | | | |
| <u>OSW-8260D</u> | | | | | | | | | |
| 1,1-Dichloroethene | 75-35-4 | ND | 1.0 | ug/l | --- | ND | 1.0 | ug/l | --- |
| cis-1,2-Dichloroethene | 156-59-2 | ND | 1.0 | ug/l | --- | ND | 1.0 | ug/l | --- |
| Tetrachloroethene | 127-18-4 | ND | 1.0 | ug/l | --- | ND | 1.0 | ug/l | --- |
| trans-1,2-Dichloroethene | 156-60-5 | ND | 1.0 | ug/l | --- | ND | 1.0 | ug/l | --- |
| Trichloroethene | 79-01-6 | ND | 1.0 | ug/l | --- | ND | 1.0 | ug/l | --- |
| Vinyl chloride | 75-01-4 | ND | 1.0 | ug/l | --- | ND | 1.0 | ug/l | --- |
| <u>OSW-8260DSIM</u> | | | | | | | | | |
| 1,4-Dioxane | 123-91-1 | | | | | ND | 2.0 | ug/l | --- |

Ford Motor Company – Livonia Transmission Project

Data Review

Livonia, Michigan

Volatile Organic Compounds (VOC) Analysis

SDG # 240-224123-1

CADENA Verification Report: 2025-05-16

Analyses Performed By:

Eurofins Cleveland

Barberton, Ohio

Report # 59599R

Review Level: Tier III

Project: 30251157.401.02

DATA REVIEW

SUMMARY

This data quality assessment summarizes the review of Sample Delivery Group (SDG) # 240-224123-1 for samples collected in association with the Ford – Livonia, Michigan site. The review was conducted as a Tier III validation in addition to a verification/Tier II validation review performed by CADENA Inc. and included review of level IV laboratory data package completeness. Only elements of a Tier III validation effort (Tier III) include a detailed review of laboratory raw data to check for errors in calculation, calibration review, internal standard review and compound identification) and omitted deviations from the CADENA verification/Tier II report are documented in this report. Only analytical data associated with constituents of concern were reviewed for this validation. Field documentation was not included in this review. Included with this assessment are the validation annotated sample result sheets, and chain of custody. Analyses were performed on the following samples:

| Sample ID | Lab ID | Matrix | Sample Collection Date | Parent Sample | Analysis | |
|----------------|--------------|--------|------------------------|---------------|----------|---------|
| | | | | | VOC | VOC SIM |
| TRIP BLANK_66 | 240-224123-1 | Water | 05/06/2025 | | X | |
| MW-109S_050625 | 240-224123-2 | Water | 05/06/2025 | | X | X |

DATA REVIEW

ANALYTICAL DATA PACKAGE DOCUMENTATION

The table below is the evaluation of the data package completeness.

| Items Reviewed | Reported | | Performance Acceptable | | Not Required |
|--|----------|-----|------------------------|-----|--------------|
| | No | Yes | No | Yes | |
| 1. Sample receipt condition | | X | | X | |
| 2. Requested analyses and sample results | | X | | X | |
| 3. Master tracking list | | X | | X | |
| 4. Methods of analysis | | X | | X | |
| 5. Reporting limits | | X | | X | |
| 6. Sample collection date | | X | | X | |
| 7. Laboratory sample received date | | X | | X | |
| 8. Sample preservation verification (as applicable) | | X | | X | |
| 9. Sample preparation/extraction/analysis dates | | X | | X | |
| 10. Fully executed Chain-of-Custody (COC) form | | X | | X | |
| 11. Narrative summary of Quality Assurance or sample problems provided | | X | | X | |
| 12. Data Package Completeness and Compliance | | X | | X | |

DATA REVIEW

ORGANIC ANALYSIS INTRODUCTION

Analyses were performed according to United States Environmental Protection Agency (USEPA) SW-846 Method 8260D and 8260D SIM. Data were reviewed in accordance with USEPA National Functional Guidelines for Organic Superfund Methods Data Review, EPA 540-R-20-005, November 2020 (with reference to the historical USEPA Contract Laboratory Program National Functional Guidelines for Organic Data Review, OSWER 9240.1-05A-P, October 1999), as appropriate.

The data review process is an evaluation of data on a technical basis rather than a determination of contract compliance. As such, the standards against which the data are being weighed may differ from those specified in the analytical method. It is assumed that the data package represents the best efforts of the laboratory and had already been subjected to adequate and sufficient quality review prior to submission.

During the review process, laboratory qualified and unqualified data are verified against the supporting documentation. Based on this evaluation, qualifier codes may be added, deleted, or modified by the data reviewer. Results are qualified with the following codes in accordance with USEPA National Functional Guidelines:

- Concentration (C) Qualifiers
 - U The analyte was analyzed for but was not detected above the level of the reported sample quantitation limit.
 - B The compound has been found in the sample as well as its associated blank, its presence in the sample may be suspect.
- Quantitation (Q) Qualifiers
 - E The compound was quantitated above the calibration range.
 - D Concentration is based on a diluted sample analysis.
- Validation Qualifiers
 - J The result is an estimated quantity. The associated numerical value is the approximate concentration of the analyte in the sample.
 - UJ The analyte was analyzed for but was not detected. The reported quantitation limit is approximate and may be inaccurate or imprecise.
 - UB Analyte considered non-detect at the listed value due to associated blank contamination.
 - R The sample results are rejected.

Two facts should be noted by all data users. First, the "R" flag means that the associated value is unusable. In other words, due to significant quality control (QC) problems, the analysis is invalid and provides no information as to whether the compound is present or not. "R" values should not appear on data tables because they cannot be relied upon, even as a last resort. The second fact to keep in mind is that no compound concentration, even if it has passed all QC tests, is guaranteed to be accurate. Strict QC serves to increase confidence in data but any value potentially contains error.

DATA REVIEW

VOLATILE ORGANIC COMPOUND (VOC) ANALYSES

1. Holding Times

The specified holding times for the following methods are presented in the following table.

| Method | Matrix | Holding Time | Preservation |
|------------------------|--------|-------------------------------------|---------------------------------|
| SW-846 8260D/8260D-SIM | Water | 14 days from collection to analysis | Cool to < 6 °C; pH < 2 with HCl |

All samples were analyzed within the specified holding time criteria.

2. Mass Spectrometer Tuning

Mass spectrometer performance was acceptable, and all analyses were performed within a 12-hour tune clock.

System performance and column resolution were acceptable.

3. Calibration

Satisfactory instrument calibration is established to ensure that the instrument is capable of producing acceptable quantitative data. An initial calibration demonstrates that the instrument is capable of acceptable performance at the beginning of an experimental sequence. The continuing calibration verifies that the instrument daily performance is satisfactory.

3.1 Initial Calibration

The method specifies percent relative standard deviation (%RSD) and relative response factor (RRF) limits for select compounds only. A technical review of the data applies limits to all compounds with no exceptions.

All target compounds associated with the initial calibration standards must exhibit a %RSD less than the control limit (20%) or a correlation coefficient greater than 0.99 and an RRF value greater than control limit (0.05).

All compounds associated with the initial calibrations were within the specified control limits.

3.2 Continuing Calibration

All target compounds associated with the continuing calibration standard must exhibit a percent difference (%D) less than the control limit (20%) and RRF value greater than control limit (0.05).

All compounds associated with the continuing calibrations were within the specified control limits.

4. Internal Standard Performance

Internal standard performance criteria ensure that the GC/MS sensitivity and response are stable during every sample analysis. The criteria require the internal standard compounds associated with the VOC exhibit area counts that are not greater than two times (+100%) or less than one-half (-50%) of the area counts of the associated continuing calibration standard.

All internal standard responses were within control limits.

5. Field Duplicate Analysis

Field duplicate analysis is used to assess the overall precision of the field sampling procedures and analytical method. A control limit of 30% for water matrices is applied to the RPD between the parent sample and the field duplicate. In the instance when the parent and/or duplicate sample concentrations are less than or equal to 5 times the RL, a control limit of two times the RL is applied for water matrices.

A field duplicate sample was not collected for samples from this SDG.

DATA REVIEW

6. Compound Identification

Compounds are identified on the GC/MS by using the analytes relative retention time and ion spectra.

No compounds were detected in the samples within this SDG.

7. System Performance and Overall Assessment

Overall system performance was acceptable. Other than for those deviations specifically mentioned in this review, the overall data quality is within the guidelines specified in the method.

DATA REVIEW

DATA VALIDATION CHECKLIST FOR VOCs

| VOCs: 8260D/8260D-SIM | Reported | | Performance Acceptable | | Not Required |
|---|----------|-----|------------------------|-----|--------------|
| | No | Yes | No | Yes | |
| GAS CHROMATOGRAPHY/MASS SPECTROMETRY (GC/MS) | | | | | |
| Tier II Validation | | | | | |
| Holding times/Preservation | | X | | X | |
| Tier III Validation | | | | | |
| System performance and column resolution | | X | | X | |
| Initial calibration %RSDs | | X | | X | |
| Continuing calibration RRFs | | X | | X | |
| Continuing calibration %Ds | | X | | X | |
| Instrument tune and performance check | | X | | X | |
| Ion abundance criteria for each instrument used | | X | | X | |
| Field Duplicate RPD | X | | | | X |
| Internal standard | | X | | X | |
| Compound identification and quantitation | | | | | |
| A. Reconstructed ion chromatograms | | X | | X | |
| B. Quantitation Reports | | X | | X | |
| C. RT of sample compounds within the established RT windows | | X | | X | |
| D. Transcription/calculation errors present | | X | | X | |
| E. Reporting limits adjusted to reflect sample dilutions | | X | | X | |

Notes:

%RSD Relative standard deviation


%R Percent recovery

RPD Relative percent difference

%D Percent difference

DATA REVIEW

VALIDATION PERFORMED BY: Febin J S

SIGNATURE: 

DATE: June 13, 2025

PEER REVIEW: Andrew Korycinski

DATE: June 16, 2025


**NO CORRECTIONS/QUALIFERS ADDED
TO SAMPLE ANALYSIS DATA SHEETS**



Chain of Custody Record

3/32

TestAmerica Laboratory location: Farmington Hills — 38855 Hills Tech Drive, Suite 600, Farmington Hills 48331

| Client Contact | | | Regulatory program: <input type="checkbox"/> DW <input type="checkbox"/> NPDES <input type="checkbox"/> RCRA <input type="checkbox"/> Other | | | | | | | | | | | | | TestAmerica Laboratories, Inc. | | | | | | | |
|--|-----------------------------|---------------------------------|---|-----------------------------|---------------------------------|-------|--|------------------------------|------|---|-----------------------------|-------|-----------------------|--------------------|------------------|--------------------------------|---------------------|-----------|-----------|----------------------|-----------------------|---|--|
| Company Name: Arcadis | | | Client Project Manager: Megan Meckley | | | | Site Contact: Samantha Szaichler | | | | Lab Contact: Mike DelMonico | | | | COC No: | | | | | | | | |
| Address: 28550 Cabot Drive, Suite 500 | | | Telephone: 248-994-2240 | | | | Telephone: 248-994-2240 | | | | Telephone: 330-497-9396 | | | | 1 of 1 COCs | | | | | | | | |
| City/State/Zip: Novi, MI, 48377 | | | Email: megan.meckley@arcadis.com | | | | Analysis Turnaround Time | | | | Analyses | | | | For lab use only | | | | | | | | |
| Phone: 248-994-2240 | | | Sampler Name: Noah Downie | | | | TAT if different from below | | | | | | | | Walk-in client | | | | | | | | |
| Project Name: Ford LTP | | | Method of Shipment/Carrier: | | | | 10 day <input type="checkbox"/> 3 weeks <input type="checkbox"/> | | | | | | | | Lab sampling | | | | | | | | |
| Project Number: 30251157.401.04 | | | Shipping/Tracking No: | | | | <input checked="" type="checkbox"/> 2 weeks <input type="checkbox"/> 1 week <input type="checkbox"/> 2 days <input type="checkbox"/> 1 day | | | | | | | | Job/SDG No: | | | | | | | | |
| PO # US3460023914 | | | | | | | | | | | | | | | | | | | | | | | |
| Sample Identification | Sample Date | Sample Time | Matrix | | | | | Contaminants & Preservatives | | | | | Filtered Sample (Y/N) | Composite-C/Grab-G | 1,1-DCE 8260D | cis-1,2-DCE 8260D | Trans-1,2-DCE 8260D | PCE 8260D | TCE 8260D | Vinyl Chloride 8260D | 1,4-Dioxane 8260D SIM | Sample Specific Notes / Special Instructions: | |
| | | | Air | Aqueous | Sediment | Solid | Other: | H2SO4 | HNO3 | HCl | NaOH | Zn/Ac | | | | | | | | | | | NaOH |
| TRIP BLANK_ <i>Cele</i> | --- | --- | 1 | | | | | 1 | | | | | | NG | X | X | X | X | X | X | | | 1 Trip Blank |
| MW-1095_050625 | 05/06/25 | 11:30 | 6 | | | | | 6 | | | | | | NG | X | X | X | X | X | X | | | 3 VOAs for 8260D 3 VOAs for 8260D SIM |
| <p><i>NO 05/06/25</i></p>  <p>240-224123 COC</p> | | | | | | | | | | | | | | | | | | | | | | | |
| Possible Hazard Identification | | | | | | | | | | Sample Disposal (A fee may be assessed if samples are retained longer than 1 month) | | | | | | | | | | | | | |
| <input checked="" type="checkbox"/> Non-Hazard <input type="checkbox"/> Flammable <input type="checkbox"/> Irritant <input type="checkbox"/> Poison B <input type="checkbox"/> Unknown | | | | | | | | | | <input type="checkbox"/> Return to Client <input checked="" type="checkbox"/> Disposal By Lab <input type="checkbox"/> Archive For _____ Months | | | | | | | | | | | | | |
| Special Instructions/QC Requirements & Comments: <i>Beacon St. 34990 Beacon</i> | | | | | | | | | | | | | | | | | | | | | | | |
| Submit all results through Cadena at jtomalia@cadenaco.com , Cadena #E203728 Level IV Reporting requested. | | | | | | | | | | | | | | | | | | | | | | | |
| Relinquished by: <i>Noah Downie</i> | Company: <i>Arcadis</i> | Date/Time: <i>05/06/25 1710</i> | Received by: <i>Novi cold storage</i> | Company: <i>Arcadis</i> | Date/Time: <i>05/06/25 1710</i> | | | | | | | | | | | | | | | | | | |
| Relinquished by: <i>J. Martin</i> | Company: <i>ARCADIS</i> | Date/Time: <i>5/8/25 1627</i> | Received by: <i>[Signature]</i> | Company: <i>[Signature]</i> | Date/Time: <i>5/8/25 1630</i> | | | | | | | | | | | | | | | | | | |
| Relinquished by: <i>[Signature]</i> | Company: <i>[Signature]</i> | Date/Time: <i>5/8/25 1700</i> | Received in Laboratory by: <i>[Signature]</i> | Company: <i>EUR</i> | Date/Time: <i>5/12/25 800</i> | | | | | | | | | | | | | | | | | | |

©2008 TestAmerica Laboratories, Inc. All rights reserved. TestAmerica & Design are trademarks of TestAmerica Laboratories, Inc.

1
2
3
4
5
6
7
8
9
10
11
12
13
14

Definitions/Glossary

Client: Arcadis US Inc.
Project/Site: Ford LTP

Job ID: 240-224123-1

Qualifiers

GC/MS VOA

| Qualifier | Qualifier Description |
|-----------|--|
| U | Indicates the analyte was analyzed for but not detected. |

Glossary

| Abbreviation | These commonly used abbreviations may or may not be present in this report. |
|----------------|---|
| ☼ | Listed under the "D" column to designate that the result is reported on a dry weight basis |
| %R | Percent Recovery |
| CFL | Contains Free Liquid |
| CFU | Colony Forming Unit |
| CNF | Contains No Free Liquid |
| DER | Duplicate Error Ratio (normalized absolute difference) |
| Dil Fac | Dilution Factor |
| DL | Detection Limit (DoD/DOE) |
| DL, RA, RE, IN | Indicates a Dilution, Re-analysis, Re-extraction, or additional Initial metals/anion analysis of the sample |
| DLC | Decision Level Concentration (Radiochemistry) |
| EDL | Estimated Detection Limit (Dioxin) |
| LOD | Limit of Detection (DoD/DOE) |
| LOQ | Limit of Quantitation (DoD/DOE) |
| MCL | EPA recommended "Maximum Contaminant Level" |
| MDA | Minimum Detectable Activity (Radiochemistry) |
| MDC | Minimum Detectable Concentration (Radiochemistry) |
| MDL | Method Detection Limit |
| ML | Minimum Level (Dioxin) |
| MPN | Most Probable Number |
| MQL | Method Quantitation Limit |
| NC | Not Calculated |
| ND | Not Detected at the reporting limit (or MDL or EDL if shown) |
| NEG | Negative / Absent |
| POS | Positive / Present |
| PQL | Practical Quantitation Limit |
| PRES | Presumptive |
| QC | Quality Control |
| RER | Relative Error Ratio (Radiochemistry) |
| RL | Reporting Limit or Requested Limit (Radiochemistry) |
| RPD | Relative Percent Difference, a measure of the relative difference between two points |
| TEF | Toxicity Equivalent Factor (Dioxin) |
| TEQ | Toxicity Equivalent Quotient (Dioxin) |
| TNTC | Too Numerous To Count |

Client Sample Results

Client: Arcadis US Inc.
Project/Site: Ford LTP

Job ID: 240-224123-1

Client Sample ID: TRIP BLANK_66

Lab Sample ID: 240-224123-1

Date Collected: 05/06/25 00:00

Matrix: Water

Date Received: 05/09/25 18:18

Method: SW846 8260D - Volatile Organic Compounds by GC/MS

| Analyte | Result | Qualifier | RL | MDL | Unit | D | Prepared | Analyzed | Dil Fac |
|--------------------------|--------|-----------|-----|------|------|---|----------|----------------|---------|
| 1,1-Dichloroethene | 1.0 | U | 1.0 | 0.49 | ug/L | | | 05/14/25 17:50 | 1 |
| cis-1,2-Dichloroethene | 1.0 | U | 1.0 | 0.46 | ug/L | | | 05/14/25 17:50 | 1 |
| Tetrachloroethene | 1.0 | U | 1.0 | 0.44 | ug/L | | | 05/14/25 17:50 | 1 |
| trans-1,2-Dichloroethene | 1.0 | U | 1.0 | 0.51 | ug/L | | | 05/14/25 17:50 | 1 |
| Trichloroethene | 1.0 | U | 1.0 | 0.44 | ug/L | | | 05/14/25 17:50 | 1 |
| Vinyl chloride | 1.0 | U | 1.0 | 0.45 | ug/L | | | 05/14/25 17:50 | 1 |

| Surrogate | %Recovery | Qualifier | Limits | Prepared | Analyzed | Dil Fac |
|------------------------------|-----------|-----------|----------|----------|----------------|---------|
| 1,2-Dichloroethane-d4 (Surr) | 106 | | 62 - 137 | | 05/14/25 17:50 | 1 |
| 4-Bromofluorobenzene (Surr) | 88 | | 56 - 136 | | 05/14/25 17:50 | 1 |
| Toluene-d8 (Surr) | 99 | | 78 - 122 | | 05/14/25 17:50 | 1 |
| Dibromofluoromethane (Surr) | 106 | | 73 - 120 | | 05/14/25 17:50 | 1 |

Client Sample Results

Client: Arcadis US Inc.
Project/Site: Ford LTP

Job ID: 240-224123-1

Client Sample ID: MW-109S_050625

Lab Sample ID: 240-224123-2

Date Collected: 05/06/25 11:30

Matrix: Water

Date Received: 05/09/25 18:18

Method: SW846 8260D SIM - Volatile Organic Compounds (GC/MS)

| Analyte | Result | Qualifier | RL | MDL | Unit | D | Prepared | Analyzed | Dil Fac |
|------------------------------|-----------|-----------|----------|------|------|---|----------|----------------|---------|
| 1,4-Dioxane | 2.0 | U | 2.0 | 0.86 | ug/L | | | 05/14/25 02:46 | 1 |
| Surrogate | %Recovery | Qualifier | Limits | | | | Prepared | Analyzed | Dil Fac |
| 1,2-Dichloroethane-d4 (Surr) | 78 | | 68 - 127 | | | | | 05/14/25 02:46 | 1 |

Method: SW846 8260D - Volatile Organic Compounds by GC/MS

| Analyte | Result | Qualifier | RL | MDL | Unit | D | Prepared | Analyzed | Dil Fac |
|------------------------------|-----------|-----------|----------|------|------|---|----------|----------------|---------|
| 1,1-Dichloroethene | 1.0 | U | 1.0 | 0.49 | ug/L | | | 05/15/25 03:57 | 1 |
| cis-1,2-Dichloroethene | 1.0 | U | 1.0 | 0.46 | ug/L | | | 05/15/25 03:57 | 1 |
| Tetrachloroethene | 1.0 | U | 1.0 | 0.44 | ug/L | | | 05/15/25 03:57 | 1 |
| trans-1,2-Dichloroethene | 1.0 | U | 1.0 | 0.51 | ug/L | | | 05/15/25 03:57 | 1 |
| Trichloroethene | 1.0 | U | 1.0 | 0.44 | ug/L | | | 05/15/25 03:57 | 1 |
| Vinyl chloride | 1.0 | U | 1.0 | 0.45 | ug/L | | | 05/15/25 03:57 | 1 |
| Surrogate | %Recovery | Qualifier | Limits | | | | Prepared | Analyzed | Dil Fac |
| 1,2-Dichloroethane-d4 (Surr) | 112 | | 62 - 137 | | | | | 05/15/25 03:57 | 1 |
| 4-Bromofluorobenzene (Surr) | 91 | | 56 - 136 | | | | | 05/15/25 03:57 | 1 |
| Toluene-d8 (Surr) | 99 | | 78 - 122 | | | | | 05/15/25 03:57 | 1 |
| Dibromofluoromethane (Surr) | 112 | | 73 - 120 | | | | | 05/15/25 03:57 | 1 |